

DANGEROUS WEAPONS INCIDENT REPORT IN MINNESOTA SCHOOLS

1993-1994 SCHOOL YEAR

MINNESOTA DEPARTMENT OF EDUCATION
OFFICE OF COMMUNITY COLLABORATION
PREVENTION AND RISK REDUCTION TEAM

LINDA POWELL, COMMISSIONER OF EDUCATION
FEBRUARY, 1995

Pursuant to Minn. Stat. 121.207

Weapons in Schools: Facts at a Glance

**Total number of weapons incidents reported by schools
between June 30, 1993 and July 1, 1994: 872**

**Number of Local School Districts with at least one incident: 144 (381 total
districts)**

Percent of School Population in districts with one or more reports: 71%

Types of weapons used:

Firearms and Look-Alike Guns	19.5%
Knife	53.0%
Blunt object	7.5%
Fire & Explosives	7.5%
Other	12.5%

Ages of offenders:

Under 10	11%
11-13	32%
14-16	45%
17-18	11%
19 & up	1%

School reports to law enforcement agencies (all weapons): 54%

Arrests made: 12%

Number of incidents involving firearms only: 65

School reports to law enforcement agencies (firearms only): 95%

Arrests made: 69%

Action taken by schools for

all weapons incidents:

firearm only incidents:

Expelled or transferred:	20%	52.3%
Suspended up to 5 days:	33%	23.1%
Suspended 1-4 days	28%	9.2%
Less than 1 day suspension	2%	0%
Reprimand	13%	7.7%
Other	4%	6.2%
Missing		1.5%

RECEIVED

MAY 04 1995

LEGISLATIVE REFERENCE LIBRARY
STATE OFFICE BUILDING
ST. PAUL, MN 55155

INTRODUCTION

By the year 2000, every school in America

will be safe, disciplined and drug-free.

National Education Goals

The challenges confronting today's schools are immense. The challenges confronting our children are even greater. Many Minnesota children and youth come to school each day with personal, family, and social problems that interfere with learning, school attendance, progress toward graduation, and future employability. When these stressors are combined with economic uncertainty, a perception by some youth of a lack of caring on the part of adults, and the proliferation of weapons in this country, it is, unfortunately, little wonder that some of our youth are coming to school angry and armed.

WHY YOUTH USE DANGEROUS WEAPONS*

Violence prevention experts (Center for Safe Schools, Oakland CA., 1992, The National Adolescent Health Survey, Oakland, CA. 1989 et al) identify several factors that have contributed to the current rise in weapons use by youth:

1. ***Guns have become an acceptable way of life*** — A 1992 study by the National Rifle Association reported that over 120 million guns are privately owned of which over 50% are estimated to be found in households. It should not be surprising that many guns show up in schools.
2. ***Guns and knives have become a common coping response to violence*** — There is a pervasive attitude nationally that aggressive behavior is an acceptable way to deal with conflict. Students surveyed believe that a weapon is not only helpful, but necessary for protection to, during and from school.
3. ***Guns are a needs-based response*** — Guns are perceived by many youths as fun, and provide an exciting attraction. Other young people feel that prestige and safety can only be achieved through the personal power that guns represent. Still others feel less confidence in their own or adults' ability to solve problems and resolve conflict, and are more confident in navigating through life using aggression and violence.

* Dangerous weapons for the purposes of this report includes: firearms; look-alike guns such as toy guns, BB guns, pellet guns; knives; blunt objects; fire and explosives, personal weapons such as fists, and poison.

SCOPE OF THE PROBLEM

National surveys of school-age minors indicate that 15% of those students surveyed carry a gun to school daily. Another 12% indicate carrying a knife or other dangerous weapon. Twenty-two percent of those surveyed say they feel safer having a hand gun or other weapon in their possession when involved in a confrontation. A Centers for Disease Control study supports these findings by reporting that over 100,000 students carry a gun to school daily and that knife possession violations in schools have doubled in the last three years (Harris Survey, 1993., Texas A&M University Study, 1992., Centers for Disease Control, 1993). Reports from the Hennepin County Medical Center have recorded a steady increase in gun-related juvenile victims treated over the past decade.

Minnesota schools, too, are beginning to see their share of dangerous weapons. No part of the state, no matter how heavily populated or isolated, is immune from this problem. During the 1993 legislative session, Minnesota wrestled with the issue of weapons and escalating violence by passing the Omnibus Crime Bill. One of the actions taken was to require schools to report incidents involving dangerous weapons to the Minnesota Department of Education (MDE).

This report represents the first attempt to collect information on dangerous weapons in Minnesota public schools.

PURPOSE OF REPORT

Minnesota Statute 121.207 requires that schools submit reports of dangerous weapons in public schools on February 1 and July 1 of each year (see Appendix A - M.S. 121.207). The purpose of this report is to provide preliminary information on the reports received by MDE during the first year of the requirement to report incidents of dangerous weapon in schools. The statute required the MDE to develop a standardized form (see Appendix B - Dangerous Weapons Incident Report Form) to include the following information:

1. a description of each incident, including a description of the dangerous weapon involved in the incident;
2. where, at what time, and under what circumstances the incident occurred;
3. information about the offender, other than the offender's name, including the offender's age; whether the offender was a student and, if so, where the offender attended school; and whether the offender was under school expulsion or suspension at the time of the incident;

4. information about the victim other than the victim's name, if any, including the victim's age; whether the victim was a student and, if so, where the victim attended school; and if the victim was not a student, whether the victim was employed at the school;
5. the cost of the incident to the school and to the victim; and
6. the action taken by the school administration to respond to the incident.

To streamline the data collection process for schools and to get more accurately, timely and complete information, the Minnesota Department of Education (MDE) now has combined the weapons reporting form with the expulsion/suspension form that must be submitted.

WEAPONS REPORTING REQUIREMENTS

This is the first annual summary of reports of dangerous weapons incidents in school zones. It covers the period from June 1, 1993 to May 31, 1994. The report has been designed to summarize the data collected and provide some preliminary analysis.

Each public school was required to report incidents involving the use or possession of a dangerous weapon in school zones to the Commissioner of Education by February 1 and July 1 of each year. The Commissioner is to compile the information it receives from the schools and report it annually to the Commissioner of Public Safety, the Criminal and Juvenile Information Policy Group, and the Minnesota State Legislature.

LIMITATIONS OF THE DATA

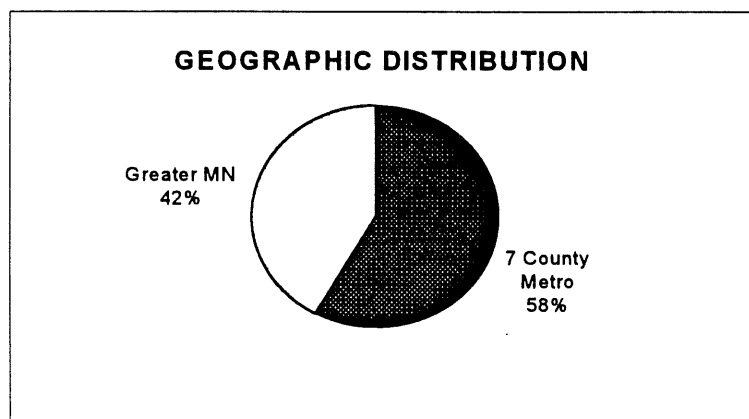
Due to the newness of the requirement, incomplete reporting and missing data on reports submitted, there are many limitations of the data. Out of a total of 381 Minnesota school districts, 22% of districts did not submit any reports. Under reporting is likely for a variety of reasons. Either those districts had no incidents of weapons or they failed to inform staff of the reporting requirements. Of the reports filed there were conflicting data between categories used to report type of weapon and the narrative description of the incident. All data were carefully scrutinized for coding errors and recategorized when necessary. For example, when a BB gun was categorized as a firearm, this was recategorized as a look-alike gun. Because of the newness of the reporting process and the areas of missing or incomplete data, it is important not to over-interpret the data during this first year of collection. It is equally important to understand that comparisons between districts are not likely to be valid due to reporting inconsistencies. Simply put, some districts numbers may reflect better reporting mechanisms or are the results of having strong policies already in place. Lower numbers may reflect less rigorous reporting. Only summary data is presented in this report.

GENERAL INFORMATION ABOUT THE REPORT

There were **872** weapons incident reports from local schools for the time period from June 1, 1993 to May 31, 1994. Of the 381 local school districts, 144 reported at least one weapon incident during the reporting period. These 144 districts represent 71% of the student population in Minnesota. Eighty-five (85) districts reported no incidents. The 872 reports gathered represented 38% of Minnesota school districts. School districts from 82 out of 87 counties were represented in the report. There were, on average, 100 reports per month during the school year of the reporting period (June, July and August accounted for three or less). The reports varied from seemingly minor incidents involving water guns or cap guns¹, to loaded handguns being brought to school with the intent to harm others. For a more detailed description of a sample of incident reports, see Appendix E. Of the incidents reported, 54% resulted in a report to law enforcement agencies and 12% of the total resulted in an arrest. A summary of all data from reports is in Appendix C.

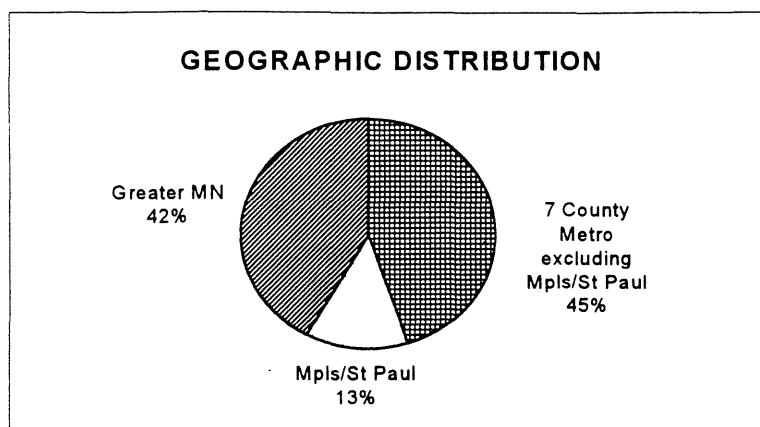
GEOGRAPHIC DISTRIBUTION OF INCIDENTS

The data first looks at geographic distribution of all of the reports and then focuses on geographic distribution by type of weapons to see if any differences exist. The following chart shows the distribution of reports in the seven county metro area, and Greater Minnesota. Approximately 58% of all dangerous weapons incidents reports were generated within the seven metro county area with 42% generated from the Greater Minnesota area.



¹ It should be noted that while water guns and cap guns may seem to pose no threat, the toy guns may appear very real.

The next level of analysis in the distribution of weapon data is divided into three groups: Minneapolis/St. Paul, the rest of the seven county metro area and Greater Minnesota.



PERCENT OF INCIDENTS COMPARED TO ENROLLMENT DATA

Based on the total number of weapons reports, 45% were from the seven county metro area, 13% were from Minneapolis & St. Paul, and 42% were from Greater Minnesota. These compare to the total student enrollment in the following manner:

The seven county metro area minus Minneapolis & St. Paul accounted for 45% of the incidents, yet represent an enrolled student population of 33% of the state's public school students. The Minneapolis & St Paul school districts together enroll 11% of the state's student population, these districts represent 13% of the weapons incidents or only about an insignificant 2% difference. The Greater Minnesota area has 42% of the incidents and 56% of the student population. There appears to be very little variation in the number and types of weapons based on geographic distribution. A county map has been generated to determine the geographic distribution on a smaller scale. (See Appendix F for map and county numbers)

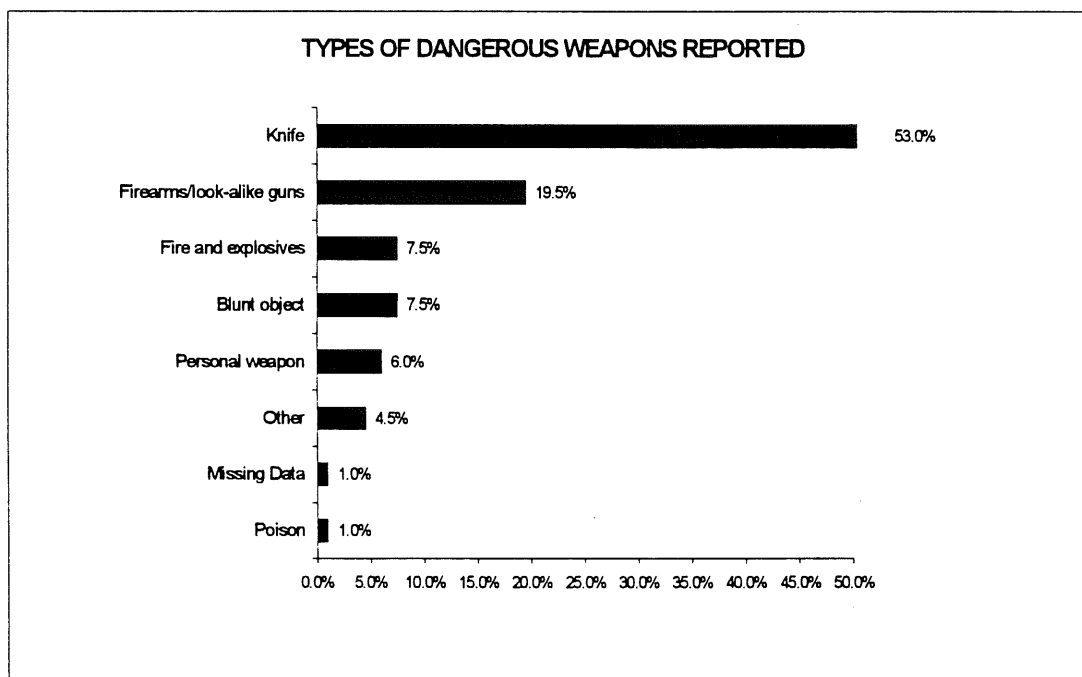
Another measure of concentration of weapon reporting is the number of districts with high numbers of weapons reports. There were 85 districts that reported "no incidents" and 152 did not report at all. Of the 144 districts reporting incidents, 39% reported only 1 incident and 35% reported 2-5 incidents. The other 25% of districts reported 6 or more incidents. These districts with 6 or more incidents (N=37) represent only 10% of all districts reporting (144).

The Number of Districts Reporting 0-50+ Incidents

Number of Incidents Reported	Number of the Districts
No Report	152
0	85
1	56
2-5	51
6-10	16
11-20	10
21-30	5
31-50	5
50 up	1
Total	381

TYPES OF DANGEROUS WEAPONS REPORTED

Out of the 872 reports of dangerous weapons, seven (7) categories or types of weapons emerged. School officials reported knife incidents as the most prevalent (53%) followed by firearm and look-alike guns (19.5%), and fire & explosives (7.5%).



LOCATION OF INCIDENTS

Most of the dangerous weapons incidents occurred during the school day and within the school buildings, representing a potential for violence to students, faculty and property and an interruption of the learning process.

The three most common sites for weapons in general, firearms and look-alike guns in rank order were:

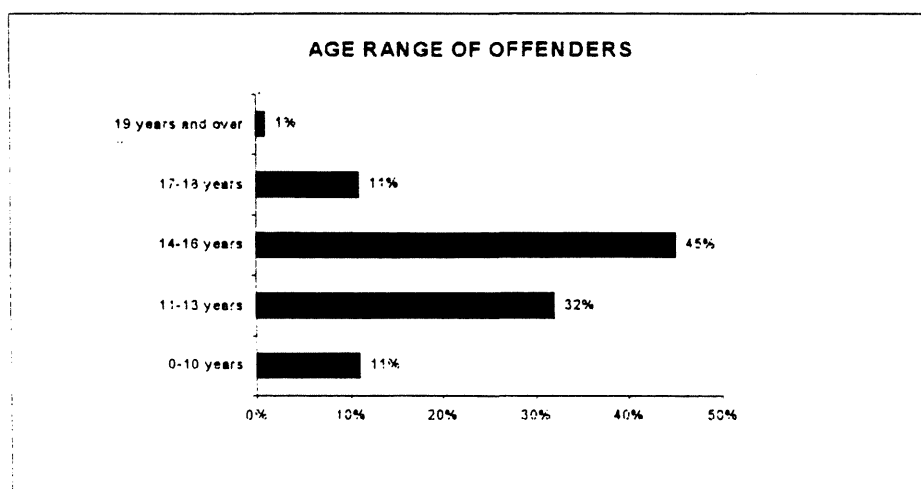
All Weapons	Firearms	Look-Alike Guns
Hallway (23%)	Hallway (34%)	Hallway (21%)
Classroom (23%)	Other Indoor Location (15%)	School Bus (21%)
School Bus (12%)	Parking Lot (14%)	Classroom (20%)

The major difference between location of weapons incidents in general and firearms incidents in particular are that firearms are less likely to be discovered in classrooms (7.7%).

OFFENDER INFORMATION

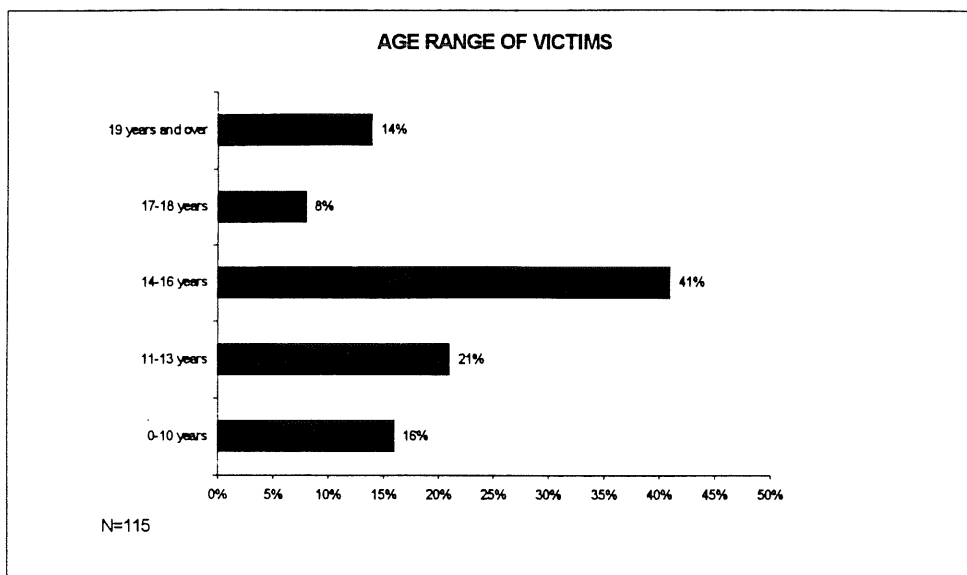
Of the offenders involved in a dangerous weapons incident, 78% were enrolled in the school of incident. Only 3% of the offenders were either outside visitors (1%) or students who had been expelled from the school where the incidents occurred (2%). Eighteen percent of the reports did not identify the student status of the offender. The data also reveals that 76% of the offenders were male, while only 12% were female. In 12% of the reports, "gender" information was not reported.

The offenders ages spanned from below 11 years old (elementary school level) to over nineteen years of age (adults). School officials identified 77% of the offenders in the 11-16 age range.



INFORMATION ABOUT VICTIMS OF INCIDENTS

Eighty-seven (87) percent of the 872 incidents **did not** report data in this category which could be interpreted as there were no "victims" or that districts were unaware of the impact or there was confusion about defining victims. Of the 13% that did report victim information, the following age distribution is listed.



The chart above illustrates that the greatest percentage of actual victims (41%) reported were in the 14-16 age group while 21% were in the 11-13 year old age range, 16% were in the under 10 age group, 8% were in the 17-18 age group and 14% were in the 19 & over age group. These statistics represent actual victims rather than percent of reports. These statistics are averages, therefore correlations cannot be drawn.

ACTION TAKEN BY SCHOOLS

Of the 872 incidents reported involving dangerous weapons, one or more administrative actions were taken. School officials reported that 20% of the offenders were expelled and an additional 33% received greater than five days of school suspension. It should be noted that districts' first action in serious disciplinary actions is suspension. During the suspension time period districts may make determinations regarding expulsions. It is possible that some incidents reported as suspension later result in expulsion. School district reports were fairly complete in this area, with only 2% not supplying this data.

Offenders received the following consequences

Expelled	20%
Five or more days of suspension	33%
One to four days suspension	28%
Less than one day suspension	2%
Reprimand	13%
Other	2%
Missing data	2%

REPORTS TO LAW ENFORCEMENT

Of the 872 dangerous weapon reports received, 54% resulted in reports to law enforcement and 12% resulted in an arrest. These arrests were most likely to involve firearms and/or look-alike guns.

COSTS TO SCHOOLS

Very few schools reported any cost data. Some cost data might not have been available when the report was filed. However, there also may have been some confusion on what to report. The next revision of the form will ask administrators to mark "no cost" if there is none. This will make it easier to determine the difference between incidents that result in no cost versus incidents when administrators are unsure of the cost. It was encouraging to find that only 1% of the weapons-related incidents had an impact on school property.

A CLOSER LOOK AT WEAPONS CATEGORIES

Of all incident reports submitted, 53% involved knives and 20% involved firearms and look-alike guns. The next sections examine differences in weapons patterns based on particular subgroups of weapons. Detailed information about incidents involving these weapons, age of offender, consequences and reporting to law enforcement is presented in the Appendix D, Tables 1-4.

FIREARMS AND LOOK-ALIKE GUNS

This combined category represents 172 incidents. Look-alike guns included replicas, BB guns, pellet guns, toy guns and stun guns. Together firearms and look-alikes represent a total picture of gun carrying discovered and reported by local school districts. Arguably, the most dangerous and frightening incidents are those involving firearms and look-alike guns.

FIREARMS

Firearms represent the most severe form of weapon carrying and use. There were 65 reports that involved firearms. Over 90% of these firearm incidents involved handguns.

Firearm violations were reported as significantly greater for age group 14 - 16 years (61%). Though the middle school age offenders (11 - 13 years) are responsible for less incidents, they are nonetheless significant (25%) as one-fourth of the firearm incidents in schools. There were no firearm possessions during this reporting period for students 10 and under.

Of the 65 firearm incidents it appears that only three were not officially reported to law enforcement. Forty-five reports resulted in an arrest, 12 of the reports resulted in no arrest and for five of the reports the outcome was unsure or pending.

Schools are more likely to take more severe action and report to law enforcement when the incident involves a firearm. It also appears that law enforcement is more likely to arrest when the weapon is a firearm.

LOOK-ALIKES

A total of 107 reports involved look-alike guns. Sixty-eight of the look-alikes were BB guns, pellet guns and stun guns, with the overwhelming majority being of the handgun variety. This was also true of the remaining 39 look-alikes that included replicas and toy guns.

Look-alike guns produced reports to law enforcement in 55% of the cases and resulted in arrests 7% of the time. It appears that BB guns and replicas do not result in arrests very often, even though it is a felony to possess them in school zones.

KNIVES

The data indicates that over 54% of the dangerous weapons incidents involved knives. The data shows an involvement by the less than 10 year old age group (elementary school) of 10% and 11-13 year old group 29% (middle school). Although 46% of the knife incidents involved the 14-18 year old age group (high school), it appears that the "weapon of choice" among younger children is knives.

From the data it appears that knives are the "weapons of choice" across the age groups. It is critical to repeat at this juncture that although the "victimless" incidents reported far exceed those having victims, the potential for danger cannot be ignored.

RECOMMENDATIONS

The goal must be to assure the protection of all K-12 students and staff.

1. *Maintain no tolerance for weapons in the hands of children*

Increasing numbers of weapons in the hands of children is a concern for most people independent of their politics toward guns and gun control. All weapon violations need to be accurately documented and reported. Adults are encouraged to teach children what to do when they find a gun and to report who has guns and other weapons in school. School staff should protect the identity of students who report other students who carry weapons. Attitudes need to be challenged that perpetuate the notion that weapons, particularly guns, are a sign of strength and power. Students need whatever support necessary so they do not believe the only way for them to be protected is to carry a weapon.

2. *Review and enhance security measures*

Students and staff need to feel and be safe in order to learn and work. It will be a challenge for schools to continue to be a welcoming environment and maintain security as they are open longer and offer more community-wide services and events. It's important for schools to look at what they can do to enhance physical security such as improving traffic flow in the building, having more locked doors or exit only doors, providing more security after hours, and requiring photo identification for all permanent and temporary staff, and badges for all visitors. It may also be useful to offer more personal safety/self-defense training for students. Schools should be prepared to deal with the media in the event of a crisis.

3. *Increase emotional and physical safety on school buses*

School staff should establish and communicate clear rules and behavioral expectations for students on buses. All drivers should be trained on the necessity to report violations of behavioral expectations and equally enforce all rules. Seek caring adults to be bus stop greeters and to ride along.

4. *Protect all from hate crimes*

Messages that in any way condone, encourage or tolerate the use of verbal and physical violence due to religion, race, culture, language, socio-economic status, sexual orientation, beliefs and gender greatly impact students. Such actions should be prohibited by policy and procedure. It is critical that the linkages between intolerance, hate and violence are understood and the schools and communities do not allow the perpetration of hate crimes.

5. *Concentrate not on fear of violence, but promotion and prevention activities*

Adults and students need to be educated about what they can do to effect positive change. Promotion and prevention services are not advanced by concentrating only on increasing metal detectors and adding law enforcement officers. We need to focus on giving children, families and communities skills, opportunities, and environments that are safe and nurturing.

6. *Address short-term and long-term safety measures to eliminate violent behaviors and attitudes*

Short-term solutions to violence involve immediate responses such as an emphasis on conflict resolution, peer mediation, arbitration and restorative justice. Some schools are also exploring use of tools such as bus cameras and metal detectors and increasing law enforcement. Long-term solutions of shifting attitudes and behaviors ultimately are needed in order to create safe and nurturing schools. Many schools have had great success with liaison officers. Originally, the role of liaison officers was prevention through building caring relationships with students as a way to build trust and increase security. The role can also be intervention and protection.

7. *Maintain a healthy, positive school climate that does not condone violence in any way*

Schools should communicate clear rules and consequences regarding violence and create a structure that not only de-escalates conflict but maintains consistent and reasonable expectations for all. In this spirit punishment should be a last resort after all attempts at conflict resolution, mediation, arbitration and restorative interventions have failed. Schools should promote a nurturing, respectful climate in which everyone at all levels learns to treat others as they want to be treated and non-violent resolution to conflict is valued.

These recommendations have been excerpted from the Minnesota Department of Education's Violence Prevention Plan for Schools to be released in February, 1995. Due to the limitations of the data, specific recommendations are not likely to be useful. It is expected that more specific recommendations can be developed with the receipt of next year's data from local school districts.

APPENDICES

APPENDIX A

121.207 **REPORTS OF DANGEROUS WEAPON INCIDENTS IN SCHOOL ZONES.**


Subdivision 1. **Definitions.** As used in this section:

- (1) "Dangerous weapon" has the meaning given it in section 609.02. subdivision 6;
- (2) "School" has the meaning given it in section 120.101, subdivision 4; and
- (3) "school zone" has the meaning given it in section 152.01, subdivision 14a, clauses (1) and (3).

Subd. 2. **Reports; content.** On or before January 1, 1994, the commissioner of education, in consultation with the criminal and juvenile information policy group, shall develop a standardized form to be used by schools to report incidents involving the use or possession of a dangerous weapon in school zones. The form shall include the following information:

- (1) a description of each incident, including a description of the dangerous weapon involved in the incident;
- (2) where, at what time, and under what circumstances the incident occurred;
- (3) information about the offender, other than the offender's name, including the offender's age; whether the offender was a student and, if so, where the offender attended school; and whether the offender was under school expulsion or suspension at the time of the incident;
- (4) information about the victim other than the victim's name, if any, including the victim's age; whether the victim was a student and, if so, where the victim attended school; and if the victim was not a student, whether the victim was employed at the school;
- (5) the cost of the incident to the school and to the victim; and
- (6) the action taken by the school administration to respond to the incident.

Subd. 3. **Reports; filing requirements.** By February 1 and July 1 of each year, each school shall report incidents involving the use or possession of a dangerous weapon in school zones to the commissioner of education. The reports shall be made on the standardized forms developed by the commissioner under subdivision 2. The commissioner shall compile the information it receives from the schools and report it annually to the commissioner of public safety, the criminal and juvenile information policy group, and the legislature.

	Violence Prevention in Schools 980 Capitol Square - 550 Cedar St. Paul, MN 55101-2273	DANGEROUS WEAPONS INCIDENT REPORT	ED-02116-01

GENERAL INFORMATION AND INSTRUCTIONS: Pursuant to M.S., Section 121.207, Subd. 2, Minnesota schools are to report incidents involving the use or possession of a dangerous weapon in school zones (see reverse side for applicable definitions). Report all incidents where the offender(s) and/or the victim(s) were in a school zone. This information will be compiled and reported to the Commissioner of Public Safety, the Criminal and Juvenile Information Policy Group and the Legislature. Return the completed reports to the above address by February 1 (for incidents occurring from June 1 through December 31) and July 1 (for incidents occurring between January 1 and May 31).

IDENTIFICATION INFORMATION			
PUBLIC SCHOOLS	School Name	School Number	District Type and Number
NONPUBLIC SCHOOLS	School Name	Located in (Public District Type & Number)	

INCIDENT INFORMATION			
<p>Respond to each item below. If information is unknown, enter or check "UNKNOWN."</p> <p>→ NOTE: Provide information relating to the offender(s) and victim(s) on the reverse side of this report.</p>			
Date of Incident: ____ / ____ / ____	Time of Incident: _____ <input type="checkbox"/> A. M. <input type="checkbox"/> P. M.	Number of Dangerous Weapons Involved:	
Type(s) of Dangerous Weapon(s) Involved (Check all that apply):		Origin of Weapon (Check as applicable):	
<input type="checkbox"/> Firearm (Type Unknown) <input type="checkbox"/> Knife/Cutting Instrument * <input type="checkbox"/> Explosives <input type="checkbox"/> Handgun <input type="checkbox"/> Blunt Object (Club, Hammer, etc.) <input type="checkbox"/> Fire/Incendiary Device <input type="checkbox"/> Rifle <input type="checkbox"/> Motor Vehicle (When used as a weapon) <input type="checkbox"/> Drugs/Narcotics/Sleeping Pills <input type="checkbox"/> Shotgun <input type="checkbox"/> Personal Weapons ** <input type="checkbox"/> Other (specify): _____ <input type="checkbox"/> Other Firearm <input type="checkbox"/> Poison (Includes Gas) <input type="checkbox"/> Unknown		<input type="checkbox"/> Multiple weapons of different origins. <input type="checkbox"/> Unmodified, commercially manufactured. <input type="checkbox"/> Modified, commercially manufactured. <input type="checkbox"/> Homemade <input type="checkbox"/> Unknown <input type="checkbox"/> Other: _____	
Location of Incident (Check all that apply):			
<input type="checkbox"/> Hallway <input type="checkbox"/> School Bus <input type="checkbox"/> Gymnasium <input type="checkbox"/> Other Indoor Area (specify): _____ <input type="checkbox"/> Restroom <input type="checkbox"/> Cafeteria <input type="checkbox"/> Laboratory <input type="checkbox"/> Other Outdoor Area (specify): _____ <input type="checkbox"/> Parking Lot <input type="checkbox"/> Classroom <input type="checkbox"/> Other Indoor Athletic or Extracurricular Activity Area <input type="checkbox"/> Study Hall <input type="checkbox"/> Library <input type="checkbox"/> Outdoor Athletic or Extracurricular Activity Area			
Results of Incident (check all that apply):			Estimate of Cost of Incident: ¹
<input type="checkbox"/> Minor Physical Injury (requiring medical attention, but NOT requiring hospitalization) <input type="checkbox"/> Damage to School Facility <input type="checkbox"/> Serious Physical Injury (requiring hospitalization) <input type="checkbox"/> Damage to Other School Property <input type="checkbox"/> Death <input type="checkbox"/> Damage to Personal Property			To School: \$ _____ To Victim(s): \$ _____

* Axe, ice pick, screwdriver, switchblade, etc.

** Hands, feet, teeth, etc.

¹ Include medical and hospitalization costs and replacement/repair costs for all property damages.Briefly describe the incident. Do NOT identify offender(s) or victim(s) by name.

Briefly describe School/District administrative actions taken regarding the incident:

FOR STATE USE ONLY

<input type="checkbox"/> XPL	<input type="checkbox"/> ISS
<input type="checkbox"/> PAR	<input type="checkbox"/> STC
<input type="checkbox"/> COM	<input type="checkbox"/> APL
<input type="checkbox"/> GNC	Key:

 Was a report filed with your local law enforcement Agency? ☐ YES ☐ NO

 Was an arrest made as a direct result of the incident? ☐ YES ☐ NO

If "YES," give the Incident Report Number:

DANGEROUS WEAPONS INCIDENT REPORT

OFFENDER AND VICTIM INFORMATION

OFFENDER INFORMATION

Provide the requested information for each offender involved in the incident. If more than three offenders were involved, make a copy of this page BEFORE entering any data, and attach the copy to this report.

No.	AGE	GENDER	OFFENDER STUDENT STATUS		NAME OF SCHOOL & DISTRICT
1		<input type="checkbox"/> MALE <input type="checkbox"/> FEMALE	<input type="checkbox"/> NON-STUDENT <input type="checkbox"/> STUDENT OF SCHOOL OF INCIDENT <input type="checkbox"/> UNDER EXPULSION/SUSPENSION FROM SCHOOL OF INCIDENT	<input type="checkbox"/> CURRENT STUDENT OF ANOTHER SCHOOL → <input type="checkbox"/> UNDER EXPULSION/SUSPENSION FROM ANOTHER SCHOOL → <input type="checkbox"/> STUDENT STATUS UNKNOWN	<input type="checkbox"/> UNKNOWN
2		<input type="checkbox"/> MALE <input type="checkbox"/> FEMALE	<input type="checkbox"/> NON-STUDENT <input type="checkbox"/> STUDENT OF SCHOOL OF INCIDENT <input type="checkbox"/> UNDER EXPULSION/SUSPENSION FROM SCHOOL OF INCIDENT	<input type="checkbox"/> CURRENT STUDENT OF ANOTHER SCHOOL → <input type="checkbox"/> UNDER EXPULSION/SUSPENSION FROM ANOTHER SCHOOL → <input type="checkbox"/> STUDENT STATUS UNKNOWN	<input type="checkbox"/> UNKNOWN
3		<input type="checkbox"/> MALE <input type="checkbox"/> FEMALE	<input type="checkbox"/> NON-STUDENT <input type="checkbox"/> STUDENT OF SCHOOL OF INCIDENT <input type="checkbox"/> UNDER EXPULSION/SUSPENSION FROM SCHOOL OF INCIDENT	<input type="checkbox"/> CURRENT STUDENT OF ANOTHER SCHOOL → <input type="checkbox"/> UNDER EXPULSION/SUSPENSION FROM ANOTHER SCHOOL → <input type="checkbox"/> STUDENT STATUS UNKNOWN	<input type="checkbox"/> UNKNOWN

VICTIM INFORMATION

Provide the requested information for each victim involved in the incident. If more than three victims were involved, make a copy of this page BEFORE entering any data, and attach the copy to this report.

No.	AGE	GENDER	VICTIM STUDENT STATUS		NAME OF SCHOOL & DISTRICT NO.
1		<input type="checkbox"/> MALE <input type="checkbox"/> FEMALE	<input type="checkbox"/> SCHOOL OF INCIDENT STAFF MEMBER <input type="checkbox"/> STUDENT OF SCHOOL OF INCIDENT <input type="checkbox"/> UNDER EXPULSION/SUSPENSION FROM SCHOOL OF INCIDENT	<input type="checkbox"/> CURRENT STUDENT OF ANOTHER SCHOOL → <input type="checkbox"/> UNDER EXPULSION/SUSPENSION FROM ANOTHER SCHOOL → <input type="checkbox"/> NEITHER STUDENT NOR SCHOOL STAFF MEMBER	<input type="checkbox"/> UNKN
2		<input type="checkbox"/> MALE <input type="checkbox"/> FEMALE	<input type="checkbox"/> SCHOOL OF INCIDENT STAFF MEMBER <input type="checkbox"/> STUDENT OF SCHOOL OF INCIDENT <input type="checkbox"/> UNDER EXPULSION/SUSPENSION FROM SCHOOL OF INCIDENT	<input type="checkbox"/> CURRENT STUDENT OF ANOTHER SCHOOL → <input type="checkbox"/> UNDER EXPULSION/SUSPENSION FROM ANOTHER SCHOOL → <input type="checkbox"/> NEITHER STUDENT NOR SCHOOL STAFF MEMBER	<input type="checkbox"/> UNKNOWN
3		<input type="checkbox"/> MALE <input type="checkbox"/> FEMALE	<input type="checkbox"/> SCHOOL OF INCIDENT STAFF MEMBER <input type="checkbox"/> STUDENT OF SCHOOL OF INCIDENT <input type="checkbox"/> UNDER EXPULSION/SUSPENSION FROM SCHOOL OF INCIDENT	<input type="checkbox"/> CURRENT STUDENT OF ANOTHER SCHOOL → <input type="checkbox"/> UNDER EXPULSION/SUSPENSION FROM ANOTHER SCHOOL → <input type="checkbox"/> NEITHER STUDENT NOR SCHOOL STAFF MEMBER	<input type="checkbox"/> UNKNOWN

DEFINITIONS

SCHOOL: (M.S., Section 120.101, subd. 4) . . . a "school" means a public school, as defined in section 120.05, or a nonpublic school, church or religious organization, or home-school in which a child is provided instruction in compliance with sections 120.101 and 120.102.

SCHOOL ZONE: (M.S., Section 152.01, subd. 14a, clauses (1) and (3)) "School zone" means: (1) any property owned, leased, or controlled by a school district or an organization operating a nonpublic school, as defined in section 123.932, subdivision 3, where an elementary, middle, secondary school, secondary vocational center or other school providing educational services in grade one through grade 12 is located, or used for educational purposes, or where extracurricular or cocurricular activities are regularly provided; (2) NOT APPLICABLE; (3) the area within a school bus when that bus is being used to transport one or more elementary or secondary school students.

DANGEROUS WEAPON: (M.S., Section 609.02, subd. 6) "Dangerous weapon" means any firearm, whether loaded or unloaded, or any device designed as a weapon and capable of producing death or great bodily harm, any combustible or flammable liquid or other device or instrumentality that, in the manner it is used or intended to be used, is calculated or likely to produce death or great bodily harm, or any fire that is used to produce death or great bodily harm.

As used in this subdivision, "flammable liquid" means any liquid having a flash point below 100 degrees Fahrenheit and having a vapor pressure not exceeding 40 pounds per square inch (absolute) at 100 degrees Fahrenheit but does not include intoxicating liquor as defined in section 340.101. As used in this subdivision, "combustible liquid" is a liquid having a flash point above 100 degrees Fahrenheit.

APPENDIX C - DANGEROUS WEAPONS INCIDENT REPORT

(June 1, 1993 - May 31, 1994)

Reports of Dangerous Weapons Submitted: 872

Types of Weapons(s) Involved

	Number of Incidents	Percent
Firearm	65	(7.5%)
Knife	459	(53%)
Blunt object	65	(7.5%)
Personal weapon	53	(6%)
Poison	14	(1.5%)
Fire and explosives	65	(7.5%)
Look-alike guns/BB gun/pellet	107	(12%)
Others	31	(3.5%)
Missing Data	13	(1.5%)

Origin of Weapon

	Number	Percent
Multiple weapons of different origins	18	(2%)
Unmodified, commercially manufactured	439	(50%)
Modified, commercially manufactured	50	(6%)
Home made	42	(5%)
Other	55	(6%)
Unknown	47	(5%)
Missing Data	221	(25%)

Location of Incident	Number	Percent
hallway	202	(23%)
rest room	19	(2%)
parking lot	35	(4%)
study hall	1	(.1%)
school bus	100	(12%)
cafeteria	29	(3%)
classroom	201	(23%)
library	1	(.1%)
gymnasium	20	(2%)
laboratory	2	(.2%)
other indoor (athletic)	13	(2%)
outdoor athletic	20	(2%)
other indoor	99	(11%)
other outdoor	67	(8%)
Missing Data	63	(7%)

Results of Incident	Number	Percent
minor physical injury	73	(8%)
serious physical injury	4	(.5)
death	1	(.1%)
damage to school facility	10	(1%)
damage to other school property	8	(1%)
damage to person/property	1	(.1%)
impact on person	205	(24%)
impact on property	9	(1%)
Missing Data	561	(64%)

Cost of Incident to School: Only 5% reported loss to school

Cost of Incident to Victims: Only 1% reported losses to the victim

Action Taken from School	Number	Percent
Expelled or transferred	175	(20%)
Five or more days suspen. or expulsion pending	288	(33%)
1 to 4 days suspension	247	(28%)
Less than one day suspension	16	(2%)
Reprimand; parent conference; suspension pending	114	(13%)
Unknown/no action	16	(2%)
Missing Data	16	(2%)

Report Filed Yes 471 (54%) No 291 (33%) Missing Data 110 (13%)

Arrest Made Yes 105 (12%) No 569 (65%) Missing Data 198 (23%)

Offender Information

No offender information was given on 16% of the reports

Age	Number	Percent
0-10	78	(11%)
11-13	235	(32%)
14-16	335	(45%)
17-18	83	(11%)
19 up	6	(1%)

Gender	Number	Percent
male	664	(76%)
female	106	(12%)
Missing Data	102	(12%)

Student Status

Non-student	7	(1%)
Student of sch. of incident	682	(78%)
Under expulsion/suspen. from school of incident	17	(2%)
Current student of another school	6	(.7%)
Under expulsion/suspension from another school	0	
Student status unknown	1	(.1%)
Missing Data	159	(18%)

Victim Information

No victim information was given on 87% of the reports

	Number	Percent
Age 0-10	18	(16%)
11-13	24	(21%)
14-16	48	(41%)
17-18	9	(8%)
19 up	16	(14%)

Gender

male	115	(13%)
female	47	(6%)
Missing Data	710	(81%)

Student Status

Non-student	30	(4%)
Student of school of incident	119	(14%)
Under expulsion/suspen. from school of incident	0	
Current student of another school	4	(.5%)
Under expulsion/suspension from another school	0	
Student status unknown	6	(.1)
Missing Data	718	(82%)

APPENDIX D - DETAILED DATA OF SUB GROUPS OF INCIDENTS

BY CATEGORY OF WEAPONS

GUNS-FIREARMS AND LOOK-ALIKES

Table 1

This combined category represents 172 incidents.

Age distribution of offenders

10 and under	5%
11-13	24%
14-16	44%
17-18	12%
19 +	>1%
Missing Data	15%

Action taken by school districts

Expelled or Transferred	30%
Suspended five or more days	35%
Suspended one to four days	20%
Less than 1 day suspension	>1%
Reprimand	9%
Unknown	6%

Actual numbers of victims reported

10 & under	8
11-13	2
14-16	7
17-18	2
19 & up	2

Reports to Law Enforcement	70%
Arrests made	22%

FIREARMS
Table 2

This category represents 65 incidents.

Age Distribution of Offenders

10 & under	0%
11-13	25%
14-16	61%
17-18	12%
19 +	2%

Actions taken by schools

Expelled/Transferred	52%
Five or more days suspension	23%
One to four days suspension	9%
Less than 1 day suspension	<1%
Reprimand	8%
Unknown/missing	7%

Reports to Law Enforcement	95%
Arrests made	69%

LOOK-ALIKE GUNS

Table 3

This category represents 107 reported incidents for look alike, BB guns and Pellet guns.

Age of offenders

10 & under	8%
11-13	26%
14-16	43%
17-18	13%
19 +	0%
Missing Data	10%

Actions taken by schools

Expelled/Transferred	18%
Five or more days suspension	43%
One to four days suspension	27%
Less than 1 day suspension	1%
Reprimand	10%
Unknown/missing	5%

Reports to Law Enforcement	55%
Arrests made	7%

KNIVES
Table 4

This category represents 459 incidents.

Age of offenders

10 & under	10%
11-13	29%
14-16	37%
17-18	9%
19 +	<1%
Missing Data	15%

Actions taken by schools

Expelled/Transferred	20%
Five or more days suspension	33%
One to four days suspension	28%
Less than 1 day suspension	3%
Reprimand	15%
Unknown/missing	1%

Reports to Law Enforcement	54%
Arrests made	10%

APPENDIX E

Sample Narratives Directly From Reporting Forms

The following represent a sampling of descriptions of weapons incidents exactly as written that were provided by schools and the reported actions that were taken.

Knife

1. 3rd grade student brought pocket knife on bus. Showed knife on bus. Patrol (student) took knife; student made threatening comment. Patrol sent student home with knife at bus stop.

Action: Parents contacted-- principal, bus supervisor, sheriff's deputy met with student - student suspended from bus for 4 days.

2. It was reported to the Principal that a boy (age 12) had a small pocket knife on him. When confronted, he admitted having a small knife. He gave the knife to the Principal. No threats, etc. were ever made.

Action: Pocket knife was taken by administration. Student was counselled regarding bringing sharp items to school. Student was put in the in-school suspension, along with conference with parent.

3. Student took out his knife in case his friend needed help while being confronted by another student.

Action: 5 day suspension and expelled from school.

4. While on the school bus the offender opened a pocket knife and held it up to the neck of another student.

Action: Suspended from school for one day and suspended from the school bus for the remainder of the school year.

5. I was searching the student, suspecting drug possession. In the process, he lifted a switch blade knife from his pocket.

Action: The student was suspended for 15 days, a mutual agreement with the parents was reached and the student enrolled in an alternative school out of the district.

6. Knife used to scare other children.

Action: Confiscated knife. Police Dept. called. Officer visited with child (age 8); child taken off playground 3 days. Parent called.

7. Student brought knife to school and put in locker. A different student told principal.

Action: Suspended for three days.

8. Eighth grade student was seen by a teacher possessing a butterfly knife while walking in the hall. When brought to the office, he was also found to be in the possession of brass knuckles.

Action: Student suspended, incident investigated, I.E.P. team met, student/parent waived hearing and student was expelled.

9. Student brandished knife in threatening manner and made verbal threats to a fellow student in a classroom before class started. The student making the threat is not assigned to the particular classroom. No injury occurred.

Action: Classroom teacher confiscated the knife and took student to the office. The case was investigated and law enforcement was called in on the case. The victim was questioned. The case resulted in expulsion.

10. Student found a knife in the shape of a gun, brought it to school and was showing it to friends in class.

Action: Knife was located, student was suspended and recommended for expulsion.

Firearms

1. Student bought a gun to school and held it to another student's head and clicked it.

Action: Suspension pending expulsion.

2. Police came to school with report of student w/weapons. Investigation and search ensued conducted by police. Student apprehended and volunteered weapons hiding place. Student and weapons were removed from school. Offender and two friends were going to shoot at and scare a student after school.

Action: The police removed the student from school and he was placed in a corrective facility pending a court hearing.

3. Administrative intern and mother of the student, along with the student all went to his locker to check it. As they looked through his backpack they found a 44 magnum gun in the backpack along with a small pipe and some marijuana.

Action: Parent meeting was held. The school police liaison officer charged the student with possession of a dangerous weapon and possession of marijuana. Incident took place at the end of the school year and no decision had been made on the student's status for the next year.

4. Student brought flyer to school describing handgun for sale. This turned out to be his parents gun, which he had stolen. He later admitted to having brought the gun itself to school, having stored it in his locker and giving it to another student.

Action: Suspension until placement meeting occurred. Homebound tutoring until court date. Return to school 2nd semester in self-contained classroom on shortened day.

5. The incident occurred after a school hockey game on the site of a city-owned ice arena. As spectators were leaving the game, two senior high school boys from one town exchanged words with some high school students from the other town in the parking lot. The first two students flashed handguns. Police were right there and arrested them.

Action: Suspended from school. Expulsion process with hearing according to discipline policy. Boys expelled for balance of year.

6. Student had a hand gun in his locker - with the intent to cause harm to a fellow student.

Action: Suspension followed by expulsion.

7. Student was calling female students names, slapped a student twice and said the words to the effect that "I'm going to shoot you in the head." He had access to a gun in school and some witnesses say he was in possession of it. (Assault, terroristic threats).

Action: Student was suspended until the school board determined to expel him.

8. Student was in possession of a .22 caliber pistol with a clip of ammunition.

Action: Suspended until the School Board determined to expel him.

9. Brought a gun to and from school on the bus on two days. He then gave the gun to another student who told him he needed to "do a job with it." He was in possession of a .22 caliber hand gun and ammunition at school.

Action: Suspended student until the School Board determined to expel him. There was an IEP meeting with staff and parents to determine whether his behavior was related to his handicapping condition. It was determined that it was not related.

10. Student was reported to have a gun and bullets. As they were going to get the student out of class, Principal and Assistant Principal saw student leaving the building. Assistant Principal followed the student. Student returned to the building and gave an unloaded gun to the Assistant Principal. Police were called, searched the student, and found a loaded gun and a knife.

Action: Police pressed charges; student spent time a juvenile correction facility and was expelled from school for remainder of the year.

Look-Alikes (Replicas, toy guns)

1. A student brought a "look-alike" 9mm handgun to school for two ex-students, who then used the gun for a series of armed robberies.

Action: The boy withdrew from school rather than face expulsion.

2. 8th grade student brought a plastic toy gun to school with "live" rounds of ammunition chambered. Student carried gun in pocket and showed it to students indicating to them that the gun was real.

Action: Law enforcement agency was called to investigate incident. Student was suspended from school.

3. High School Student had a toy revolver on the school bus--looked very real--not like a toy. A second grade student reported seeing it to their principal—very scared.

Action: 5 day suspension--counseling was recommended as well as 504 plan.

4. One student assaulted another with his hands; he then opened his jacket to reveal what appeared to be a handgun. He threatened to kill the other student. The gun turned out to be a cigarette lighter that looked like a 25mm automatic pistol.

Action: Was suspended and eventually transferred to another school.

5. Elementary student brought handgun "look-alike" on bus in AM.

Action: 3rd bus violation -5 day bus suspension.

6. Student brought cap gun which he had altered to make it look more real onto bus--showed it--then into school.

Action: Suspension 1 and 1/2 days.

7. Weapon, a look-alike gun used to threaten eight elementary students on school playground after school. Two teachers took gun away.

Action: Principal made a home visit to discuss problem with parent, children will work for school two days in June, confiscated weapon, contact with police dept.; officer visited with children.

8. In a classroom the student held "look-alike" gun to the head of another student.

Action: Student was expelled from school for remainder of school year. He was placed on homebound.

9. Student brought a "look-alike" cap gun to class. He loaded it with caps--pointed it at another student and shot it.

Action: Student was expelled from school for remainder of school year. He transferred to another school district.

10. Student reported seeing a gun displayed and was frightened. Ass't. Principal and police liaison went to offender's home and retrieved the gun, a replica.

Action: Offender was suspended and then expelled.

Look Alikes (BB Guns/Pellet Guns/Stun Guns)

1. Student bought loaded Crossman BB handgun, gas-powered to school with intent to threaten 2 non-students (older) who were hassling him after school.

Action: 5 day out-of-school suspension, police contacted with confiscation of weapon, recommendation to superintendent for expulsion.

2. Senior high school student brought stun gun to school and proceeded to use it on another student.

3. Girl took a loaded pellet gun from a student bag, hid it under her coat, called another girl to the back of the bus, pointed gun at her face and threatened her. The gun was brought to school by another girl to threaten a fellow student.

Action: Suspension pending expulsion. Expelled upon return, second girl expelled also.

4. The police, in a search of the student's car, found a loaded Marksman BB pistol, a black-handled knife with a 3 3/4" blade and a fold-out knife with a 3 1/2" blade. The weapons were confiscated by the police officer.

Action: The student was suspended from school for 5 days. An expulsion hearing was held and the student was expelled for the remainder of the 1993-94 school year.

5. Two students from High School went to elementary school and walked through halls displaying BB guns.

Action: Out of school suspension.

6. Three senior high students had pellet guns on school property, intimidated other children, threatened harm, but to our knowledge, did not shoot the weapons. Police were called, it's possible the weapons were stolen.

Action: All three students were suspended for 5 days. The police and County Juvenile Court are also involved.

7. Student was reported by other students as having a 45-caliber looking BB gun on the bus. Bus was searched and gun was found after it had returned to the bus garage.

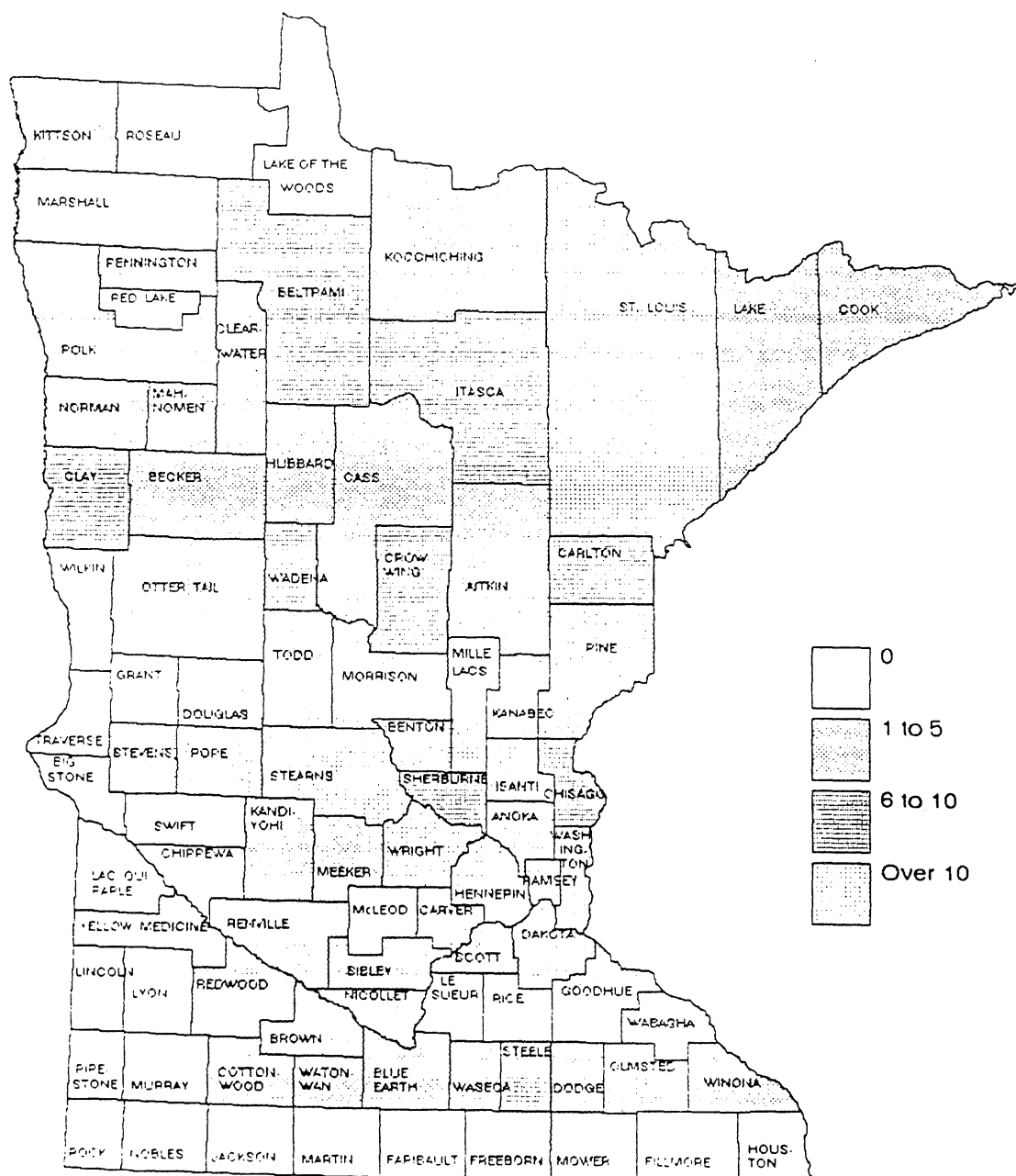
Action: Student suspended, incident investigated, IEP team met, hearing waived by student and parent. Student expelled.

8. 13 year old male showed a pellet gun on school bus. He allegedly pulled it out and told two students he was going to shoot them. The gun was confiscated by the driver.

Action: Student excluded from school for remainder of 1993-94 school year.

Use of Weapons in Schools

Number of Incidents (1993-1994)



DATANET PLUS MAPPING

Note: The county of origin was unknown in five cases. The total number of incidents was 862.

Minnesota Department of Education

DATANET Plus™ MAPPING

PRODUCT OF DATANET

Use of Weapons in Schools
Number of Incidents

Aitkin	1.00	Martin	3.00
Anoka	38.00	McLeod	0.00
Becker	3.00	Meeker	3.00
Beltrami	9.00	Mille Lacs	13.00
Benton	2.00	Morrison	1.00
Big Stone	0.00	Mower	2.00
Blue Earth	3.00	Murray	0.00
Brown	2.00	Nicollet	4.00
Carlton	10.00	Nobles	0.00
Carver	4.00	Norman	4.00
Cass	4.00	Olmsted	24.00
Chippewa	0.00	Otter Tail	2.00
Chisago	9.00	Pennington	1.00
Clay	7.00	Pine	3.00
Clearwater	3.00	Pipestone	0.00
Cook	1.00	Polk	25.00
Cottonwood	1.00	Pope	1.00
Crow Wing	9.00	Ramsey	70.00
Dakota	79.00	Red Lake	0.00
Dodge	1.00	Redwood	2.00
Douglas	3.00	Renville	1.00
Faribault	0.00	Rice	35.00
Fillmore	0.00	Rock	0.00
Freeborn	3.00	Roseau	3.00
Goodhue	13.00	Scott	3.00
Grant	0.00	Sherburne	8.00
Hennepin	245.00	Sibley	2.00
Houston	0.00	St. Louis	49.00
Hubbard	1.00	Stearns	18.00
Isanti	11.00	Steele	7.00
Jackson	0.00	Stevens	2.00
Kanabec	2.00	Swift	0.00
Kandiyohi	2.00	Todd	3.00
Kittson	1.00	Traverse	0.00
Koochiching	2.00	Wabasha	1.00
Lac Qui Parle	0.00	Wadena	7.00
Lake	1.00	Waseca	2.00
Lake of the Woods	0.00	Washington	66.00
Le Sueur	0.00	Watsonwan	3.00
Lincoln	0.00	Wilkin	0.00
Lyon	0.00	Winona	3.00
Mahnomen	3.00	Wright	13.00
Marshall	0.00	Yellow Medicine	4.00

TOTAL 868.00*

* Out of a total of 872 incident reports 4 could not be identified by county.

This report was prepared by:

Louis Gonzales, Violence Prevention Specialist
Zhining Qin, Assessment Specialist
Denise Garcia, Prevention Specialist
Gail Gendler, Special Projects
Angie Latchaw, Support Staff
Glenda Meixell, Support Staff
Pam Field, Support Staff
Betty Damsgaard, Support Staff

Marykay Haas, Team Leader
Prevention and Risk Reduction

Barbara Yates, Director
Office of Community Collaboration

For more information or to receive a copy of this report contact:

Minnesota Department of Education
Office of Community Collaboration
550 Cedar Street
St. Paul, MN 55101
(612) 296-9010

1995 Legislative Reports: Estimated Cost of Preparation

The 1994 Legislature enacted, at Chapter 559, Section 1, a provision which provides as follows:

"A report to the legislature must contain, at the beginning of the report, the cost of preparing the report, including any costs incurred by another agency or another level of government."

The following are costs incurred in the preparation of this report.

MDE Personnel Cost	\$ 5,457.00
Printing	
School district reporting form, school district validation reports, and final MDE summary report	2,577.00
Other Costs	
Data entry	<u>800.00</u>
Total MDE Cost	<u>\$ 8,834.00</u>