

801879

LEGISLATIVE REFERENCE LIBRARY



3 0307 00011 9985


**REPORT OF THE  
STATE AUDITOR of MINNESOTA**

on the  
**REVENUES, EXPENDITURES, AND DEBT OF THE LOCAL GOVERNMENTS**  
in  
**MINNESOTA**

LEGISLATIVE REFERENCE LIBRARY  
STATE OF MINNESOTA

FOR THE FISCAL YEARS ENDED  
DURING THE PERIOD  
JULY 1, 1978 to JUNE 30, 1979

LEGISLATIVE REFERENCE LIBRARY  
STATE OF MINNESOTA




---

**ARNE H. CARLSON**

State Auditor  
St. Paul, Minnesota

Cite- Pursuant to Mn Stat 3.976 and 3.977


HJ  
9777  
.M55  
M55c  
1978/79

P R E F A C E

Presented in this annual report of the State Auditor are the revenues, expenditures, indebtedness, taxable valuations, and the levies of the local governments in Minnesota for the fiscal years ended during the period July 1, 1978 to June 30, 1979. These data have been collected and are published and distributed pursuant to Minnesota Statutes Sections 3.976 and 3.977.

Legislators, local governing bodies and interested citizens have available, through this report, over-all information of local government financial transactions.

Acknowledgement is made of the cooperation of local officials and state agencies who furnished much of the material that is summarized in this report.



Arne H. Carlson  
State Auditor

April, 1980

LEGISLATIVE REFERENCE LIBRARY  
STATE OF MINNESOTA



TABLE OF CONTENTS

|                                      | Page |
|--------------------------------------|------|
| Introduction .....                   | 7    |
| General Summary .....                | 8    |
| Explanation of Classifications ..... | 125  |

LIST OF TABLES

|   |    |
|---|----|
| Table 1 - Revenue Receipts of Local Governmental Units .....  | 12 |
| Table 2 - Expenditures of Local Governmental Units .....  | 13 |
| Table 3 - Revenue Receipts of Local Governmental Units - Years 1977 and 1978 .....  | 14 |
| Table 4 - Expenditures of Local Governmental Units - Years 1977 and 1978 .....  | 16 |
| Table 5 - Revenues and Expenditures - Percentage Distribution - Local Governmental Units .....  | 18 |
| Table 6 - Classification of Gross Bonded Debt By Type of Bonds .....  | 19 |
| Table 7 - Gross Debt of Local Governmental Units .....  | 19 |
| Table 8 - Population in Minnesota .....   | 20 |
| Table 9 - Taxable Valuations, Tax Levies and Delinquent Taxes of the State and Local Governmental Units in Minnesota .....                          | 20 |
| Table 10 - Revenues, Expenditures, and Indebtedness of the Counties .....   | 25 |
| Table 11 - Classification of County Receipts .....  | 26 |
| Table 12 - Classification of County Disbursements .....   | 27 |
| Table 13 - Scheduled Bond Maturities for Counties .....   | 44 |
| Table 14 - Outstanding Indebtedness of Counties .....   | 46 |
| Table 15 - Analysis of County Hospital Operations .....   | 47 |
| Table 16 - Analysis of County Nursing Home Operations .....   | 48 |
| Table 17 - Revenues, Expenditures, and Indebtedness of the Cities .....   | 52 |
| Table 18 - Receipts and Disbursements of Cities - By Population Groups .....  | 53 |
| Table 19 - Outstanding Indebtedness of Cities - By Counties .....   | 54 |
| Table 20 - Public Service Enterprises of Cities - Summary of Operations .....   | 56 |
| Table 21 - Revenues, Expenditures, and Indebtedness of the Towns .....  | 61 |
| Table 22 - Classification of Town Receipts - By Counties .....  | 62 |
| Table 23 - Classification of Town Disbursements - By Counties .....   | 63 |
| Table 24 - Outstanding Indebtedness of Towns - By Counties .....  | 66 |
| Table 25 - Revenues, Expenditures, and Indebtedness of the School Districts .....   | 71 |
| Table 26 - Classification of School District Revenues - Graded Elementary and Secondary Schools, and Area Vocational Technical Institutes .....     | 72 |
| Table 27 - Classification of School District Expenditures - Graded Elementary and Secondary Schools, and Area Vocational Technical Institutes ..... | 73 |
| Table 28 - Outstanding Indebtedness of School Districts .....   | 92 |

|   | Page |
|---|------|
| Table 29 - University of Minnesota - Classification of Revenues, Expenditures, and Indebtedness ....                                    | 96   |
| Table 30 - Minnesota State Armory Building Commission - Classification of Receipts, Disbursements, and Indebtedness .....               | 97   |
| Table 31 - Retirement and Relief Associations - Classification of Receipts and Disbursements .....                                      | 98   |
| Table 32 - State Agricultural Society - Classification of Receipts and Disbursements .....  | 99   |
| Table 33 - County Fairs - Classification of Receipts and Disbursements .....  | 99   |
| Table 34 - Soil and Water Conservation Districts - Classification of Receipts and Disbursements ....                                    | 100  |
| Table 35 - Watershed Districts - Classification of Receipts, Disbursements, and Indebtedness .....                                      | 102  |
| Table 35A - Rural Water Systems - Classification of Revenues and Expenditures .....   | 102  |
| Table 36 - Drainage and Conservancy Districts - Classification of Receipts and Disbursements .....                                      | 103  |
| Table 37 - Sanitary Districts - Classification of Receipts, Disbursements, and Indebtedness .....                                       | 103  |
| Table 38 - Library Districts - Classification of Receipts and Disbursements .....   | 104  |
| Table 39 - Hospital Districts - Classification of Receipts, Disbursements, and Indebtedness .....                                       | 105  |
| Table 40 - Mental Health Centers - Classification of Revenues and Expenditures .....  | 106  |
| Table 41 - Duluth Arena-Auditorium Administrative Board - Classification of Receipts and Disbursements .....                            | 107  |
| Table 42 - Transit Systems - Classification of Receipts and Disbursements .....   | 108  |
| Table 43 - Airport Commissions - Classification of Receipts, Disbursements, and Indebtedness .....                                      | 109  |
| Table 44 - Port Authorities - Classification of Receipts, Disbursements, and Indebtedness .....   | 110  |
| Table 45 - Regional Development Commissions - Classification of Receipts, Disbursements, and Indebtedness .....                         | 111  |
| Table 46 - Metropolitan Airports Commission - Classification of Receipts, Disbursements, and Indebtedness .....                         | 112  |
| Table 47 - Twin Cities Area Metropolitan Transit Commission - Classification of Receipts, Disbursements, and Indebtedness .....         | 113  |
| Table 48 - Metropolitan Waste Control Commission - Classification of Receipts, Disbursements, and Indebtedness .....                    | 114  |
| Table 49 - Conservation Districts - Classification of Receipts and Disbursements .....  | 114  |
| Table 50 - Metropolitan Mosquito Control District - Classification of Receipts and Disbursements ...                                    | 115  |
| Table 51 - Metropolitan Sports Area Commission - Classification of Receipts, Disbursements, and Indebtedness .....                      | 115  |
| Table 52 - Hennepin County Park Reserve District - Classification of Receipts, Disbursements, and Indebtedness .....                    | 116  |
| Table 53 - Hibbing-Stuntz Joint Recreation and Park Board and Ely Recreation Board - Classification of Receipts and Disbursements ..... | 116  |
| Table 54 - Spirit Mountain Recreation Authority - Classification of Receipts, Disbursements, and Indebtedness .....                     | 117  |
| Table 55 - Housing and Redevelopment Authorities - Public Housing Operations .....  | 118  |
| Table 56 - Housing and Redevelopment Authorities - Public Housing - Bonded Indebtedness .....   | 120  |
| Table 57 - Housing and Redevelopment Authorities - Public Housing - Short Term Indebtedness .....                                       | 121  |
| Table 58 - Housing and Redevelopment Authorities - Urban Renewal - Classification of Receipts and Disbursements .....                   | 122  |
| Table 59 - Housing and Redevelopment Authorities - Urban Renewal - Indebtedness .....   | 123  |

LIST OF FIGURES

|   | Page |
|---|------|
| Figure 1 - Revenues and Expenditures of the Counties .....            | 22   |
| Figure 2 - Governmental Revenues of the Counties .....                | 23   |
| Figure 3 - Governmental Expenditures of the Counties .....            | 23   |
| Figure 4 - Bonded Indebtedness of the Counties .....                  | 24   |
| Figure 5 - Revenues and Expenditures of the Cities .....              | 50   |
| Figure 6 - Governmental Revenues and Expenditures of the Cities ..... | 51   |
| Figure 7 - Bonded Indebtedness of the Cities .....                    | 51   |
| Figure 8 - Revenues and Expenditures of the Towns .....               | 58   |
| Figure 9 - Governmental Revenues and Expenditures of the Towns .....  | 59   |
| Figure 10 - Bonded Indebtedness of the Towns .....                    | 59   |
| Figure 11 - Revenues and Expenditures of the School Districts .....   | 68   |
| Figure 12 - Revenues of the School Districts .....                    | 69   |
| Figure 13 - Expenditures of the School Districts .....                | 69   |
| Figure 14 - Bonded Indebtedness of the School Districts .....         | 70   |



## INTRODUCTION

### SCOPE

This report presents the financial affairs of the local units of government which operated during the 1978 calendar year, or the fiscal year which most nearly coincides with that year. The following tabulation shows the agencies included, the number of units in each class, the period covered, and the source of the data for this report.

The sources of the data incorporated in this report include statements of cities and other units of local government which are audited, and are on a modified accrual basis. Others are not audited, and are prepared on a cash receipts and cash disbursements basis.

| GOVERNMENTAL AGENCY   | NUMBER<br>OF UNITS | YEAR ENDED                                 | SOURCE OF DATA   |
|---|--------------------|--|--|
| The Counties  | 87                 | December 31, 1978                          | State Auditor's audit reports and county financial statements.   |
| The Cities  | 855                | December 31, 1978                          | Annual financial statements, audit reports of public accountants and the State Auditor, and Dept. of Revenue records of taxable valuations and tax levies. |
| The Towns   | 1792               | March 1, 1979                              | Township financial reporting forms; taxable valuations and tax levies from Dept. of Revenue records.   |
| The School Districts  | 443                | June 30, 1979                              | State Department of Education records.   |
| The Other Agencies:   |                    |  |  |
| University of Minnesota   | 1                  | June 30, 1979                              | University annual report.  |
| State Armory Building Commission  | 1                  | June 30, 1979                              | Financial statement.   |
| Retirement and Relief Associations                                      | 652                | December 31, 1978 and June 30, 1979        | Financial statements.  |
| State Fair  | 1                  | November 30, 1978                          | Legislative Auditor's audit report.  |
| County Fairs  | 96                 | Various Dates in October and November 1978 | Department of Agriculture reports.   |
| Soil Conservation Districts   | 92                 | June 30, 1979                              | Department of Natural Resources annual reports.  |
| Watershed Districts   | 35                 | October 31, 1978 to January 31, 1979       | Public accountant's audit reports and financial statements.  |
| Rural Water Systems   | 2                  | December 31, 1978                          | Public accountant's audit reports.   |
| Drainage and Conservancy Districts                                      | 3                  | December 31, 1978 and June 30, 1979        | State Auditor's reporting forms.   |
| Sanitary Districts  | 5                  | December 31, 1978                          | State Auditor's audit reports and Public accountant's audit reports.   |
| Library Districts   | 13                 | December 31, 1978                          | State Department of Education reports.   |
| Hospital Districts  | 18                 | August 31, 1978 to June 30, 1979           | Public accountant's audit reports.   |
| Mental Health Centers   | 25                 | June 30, 1979                              | Department of Welfare reporting forms.   |
| Duluth Arena-Auditorium Administrative Board                            | 1                  | June 30, 1979                              | State Auditor's audit report.  |
| Transit Systems   | 2                  | December 31, 1978                          | State Auditor's audit report and Public accountant's audit reports.  |
| Airport Commissions   | 4                  | December 31, 1978                          | Financial Statements.  |
| Port Authorities  | 3                  | December 31, 1978 and March 31, 1979       | State Auditor's audit report and Public accountant's audit report.   |
| Regional Development Commissions  | 13                 | December 31, 1978 and June 30, 1979        | State Auditor's audit reports and Public accountant's audit reports.   |
| Metropolitan Airports Commission  | 1                  | December 31, 1978                          | Public accountant's audit report.  |
| Twin Cities Area Metropolitan Transit Commission                        | 1                  | June 30, 1979                              | Financial statement.   |
| Metropolitan Waste Control Commission                                   | 1                  | December 31, 1978                          | State Auditor's audit report.  |
| Conservation Districts  | 2                  | December 31, 1978                          | Financial statements.  |
| Metropolitan Mosquito Control District                                  | 1                  | February 28, 1979                          | State Auditor's audit report.  |
| Metropolitan Sports Facilities Commission                               | 1                  | December 31, 1978                          | Public accountant's audit report.  |
| Hennepin County Park Reserve District                                   | 1                  | December 31, 1978                          | Public accountant's audit report.  |
| Hibbing-Stuntz Joint Recreation and Park Board and Ely Recreation Board | 2                  | December 31, 1978                          | Financial statements.  |
| Spirit Mountain Recreation Area Authority                               | 1                  | September 30, 1978                         | State Auditor's audit report.  |
| Housing and Redevelopment Authorities — Public Housing                  | 98                 | September 30, 1978 to June 30, 1979        | Public accountant's audit reports and financial statements; HUD reporting forms.   |
| Housing and Redevelopment Authorities — Urban Renewal                   | 55                 | September 30, 1978 to June 30, 1979        | Public accountant's audit reports and financial statements; or State Auditor's reporting forms.  |
| <b>Total Units</b>  | <b>4308</b>        |  |  |



## GENERAL SUMMARY

### ALL LOCAL GOVERNMENTAL UNITS

The financial data for all local governmental units in Minnesota covered in this report have been summarized in Tables 1 through 7 to show the governmental fund revenues, expenditures, and indebtedness. Operations of enterprise funds such as hospitals, nursing homes, water, and electric utilities are not included in Tables 1 through 5. Separate reports have been issued for cities and towns, from which summaries have been prepared for this publication.

### REVENUES AND EXPENDITURES

Tables 1 and 2 present revenues and expenditures of the counties, cities, towns, school districts, and other agencies, and totals for each type of revenue and expenditure. Tables 3 and 4 present the same information in a two year comparative schedule, with current expense and capital outlay expenditure items shown separately. Revenues are classified by source and expenditures by function or major activity.

### INDEBTEDNESS

In the years prior to 1971, the tables showing indebtedness were classified by purpose of issue. Since a classification of indebtedness by type of bonds, based upon security pledged is of greater interest and importance, years starting with 1971 are reported by type of indebtedness. The six types of indebtedness reported in Tables 6 and 7 are: general obligation, which are bonds payable from a general tax levy; special assessment, which are payable wholly or in part from special assessments; G.O. revenue bonds which are backed by the full faith and credit of the municipality; revenue bonds, which are payable from revenue of public service enterprises; refunding bonds; and other.

Table 7, which shows outstanding indebtedness for 10 years, was reclassified by type of bonded debt. The "all other" category could not be restated for cities and villages, and therefore, the years 1971 through 1978 should not be compared to prior years in this category.

### THE COUNTIES

#### OPERATIONS

In addition to their governmental functions, counties serve as agents for other governmental units in the collection and distribution of taxes and grants. These funds are classified as agency transactions in the classification of receipts and disbursements in this report. The governmental operations are reflected in the revenue receipts and expenditures for current expense and capital outlay. County hospitals and nursing homes are considered public service enterprises and their financial operations are presented in separate tables.

### REVENUES

The two main sources of county income are property taxes and intergovernmental revenues which together accounted for 88.5% of total revenue in 1978. Over the past five years the percentage of revenue from taxes has increased from 27.8% to 32.4% in 1978. Intergovernmental revenue has declined from 60.4% in 1974 to 56.1% in 1978. During this five year period, the amount of tax collected increased from \$234.9 million to \$347.3 million, and intergovernmental revenue increased from \$474.5 million to \$601.7 million.

### EXPENDITURES

Expenditures by counties for governmental functions in 1978 totaled \$1.0 billion which represents an increase of \$71.7 million or 30.4% in the past five years. Most of the increase came from highway expenditures which rose \$66.3 million, general government which rose \$44.6 million, and public safety was up \$41.2 million, while welfare rose by \$53.8 million during this period.

Welfare is still the largest county function, accounting for 40.6% of the total expenditures in 1978. Current expense for each type of welfare in 1977 and 1978 is presented in the following table.

| Type of Welfare                                    | 1978                 | 1977                 | Increase (Decrease) |
|--|----------------------|----------------------|---------------------|
| General Relief                                     | \$ 64,516,177        | \$ 62,550,090        | \$ 1,966,087        |
| Aid to families with dependent children            | 164,225,937          | 155,976,773          | 8,249,164           |
| Medical Assistance                                 | 20,103,325           | 24,934,406           | (4,831,081)         |
| Social Services Administration and all other costs | 53,321,117           | 52,522,681           | 798,436             |
|  | 112,538,027          | 88,306,913           | 24,231,114          |
| <b>TOTAL</b>                                       | <b>\$414,704,583</b> | <b>\$384,290,863</b> | <b>\$30,413,720</b> |

### OPERATIONS OF PUBLIC SERVICE ENTERPRISES

The financial operations of county hospitals and nursing homes are presented in Tables 15 and 16.

The 17 county hospitals had operating revenues of \$127.4 million and operating expenses of \$134.4 million, resulting in a net operating loss of \$7.1 million. Most of this loss is attributable to Hennepin County medical center which is supported in part by tax levies.

Rest homes and nursing homes had operating revenues of \$22.8 million and operating expenses of \$23.1 million resulting in a net operating loss of \$217 thousand. Non-operating revenue was sufficient to bring net income to \$730 thousand for this period. The operating loss is attributable to the operating loss of \$742 thousand at Nopeming and Cook-Morrow-Jensen.

## INDEBTEDNESS

In 1978, counties issued bonds totaling \$14.1 million and retired bonds totaling \$16.7 million, leaving \$159.0 million outstanding at December 31, 1978.

## CITIES

### GOVERNMENTAL OPERATIONS

A separate report on the revenues, expenditures, and debt of cities is published by this office. Summaries from that report are included here. Governmental operations are presented in a summary by population groups, and in total for each of the latest five years.

### REVENUES

Revenues totaled \$1.1 billion in the year 1978. This is \$125.5 million or 12.7% higher than in 1977, and \$446.6 million or 66.6% higher than in 1974.

During this five year period, taxes have increased \$57.9 million or 32.2%, but the percentage of revenue from this source has decreased from 26.8% to 23.6%. This resulted largely from the increase in intergovernmental revenues, mainly state shared taxes and aids which rose \$222.8 million or 85.9% and accounted for 43.1% of the total revenue in 1978, compared with 38.5% in 1974. Intergovernmental revenues include Federal Revenue Sharing, which started in December, 1972, and all other State and Federal grants. Revenue from special assessments increased \$36.2 million, but the percentage of Revenue from this source is down from 11.3% to 10.1%. Revenue from all other sources increased slightly during this period.

### EXPENDITURES

Expenditures by all cities for governmental functions in 1978 totaled \$1.1 billion. This was \$117.1 million or 11.8% higher than in 1977 and \$361.6 million or 48.5% higher than in 1974.

Expenditures for public safety totaled \$218.7 million which was \$18.8 million higher than in 1977, and \$76.5 million above 1974. Expenditures for highways totaled \$192.3 million, up \$27.5 million over the preceding year and up \$50.3 million over 1974. Sanitation totaled \$165.7 million which was \$17.7 million over the total in 1977.

The increase in the amount of interest paid reflects the increase in bonds outstanding as well as higher interest rates on bonds issued during the last few years.

### OPERATION OF PUBLIC SERVICE ENTERPRISES

Cities in Minnesota operate several types of public service enterprises. Seven are presented on separate tables and others are combined in one table, "Other

service enterprises." Electric utilities which operate generation and distribution systems are presented separately from those operating distribution systems only. Where possible, the financial operations are presented on the accrual basis rather than the cash basis.

Operating revenues and expenses were higher for all types of enterprises in 1978. The increase in operating expense exceeded the increase in operating revenue for the water utilities and hospital operations, resulting in sharp decreases in operating income. Other service enterprises includes 15 transit systems which reported a total operating loss of \$486 thousand.

Municipal liquor store sales were up \$9.0 million, cost of sales were up \$6.8 million, and gross profit was up \$2.2 million. Operating expense rose \$1.9 million, resulting in an increase of \$0.2 million in operating income. Contributions to governmental funds totaled \$8.0 million compared to \$8.7 million in 1977.

## INDEBTEDNESS

The outstanding bonded indebtedness of cities rose \$90.5 million in 1978 reaching a total of \$1.74 billion at the end of that year.

## TOWNS

### OPERATIONS

A separate report on the revenues, expenditures, and debt of towns is published by this office. That data is presented here in summarized form.

The source of data for towns was the township reporting form submitted to this office, and is the result of a cooperative data collection effort undertaken by the Office of the State Auditor and the Minnesota Department of Transportation and the U.S. Bureau of the Census.

### REVENUES

A five year summary of town revenues and expenditures is presented in Table 21. Grants and aids have become the principal source of revenues for towns, accounting for 52.5% of the total revenues in the current year.

### EXPENDITURES

Expenditures of the towns amounted to 65.4% for Highways, 14.5% general government, 8.3% public safety, 10.7% miscellaneous, and 1.1% interest for 1978.

## INDEBTEDNESS

Relatively few towns have any bonded indebtedness and of these, eight towns account for 85.4% of the \$11.6 million outstanding at December 31, 1978.

## SCHOOL DISTRICTS

### OPERATIONS

School districts operate on a June 30 fiscal year, and the year in this report is for the fiscal year ended June 30, 1979.

### REVENUES

The total revenues of all school districts in Minnesota exceeded \$2.0 billion for the year ended June 30, 1979. This was an increase over the total in the prior year by \$118.4 million, and was \$597.2 million or 40.9% higher than in 1974. During this five year period taxes have risen \$174.9 million or 37.7% and state aids \$285.2 million or 35.2%.

### EXPENDITURES

Total expenditures exceeded \$1.93 billion, having increased \$107.5 million over the preceding year. Current expense accounted for 92.0%, and capital outlay 8.0% of total expenditures.

Total current expense per pupil in the graded elementary and secondary schools and area vocational technical institutes in the last five years is presented in the following table.

| Year Ended<br>June 30 | Enrollment | Current Expense |            |
|-----------------------|------------|-----------------|------------|
|                       |            | Total Amount    | Per Pupil  |
| 1975                  | 929,213    | \$1,333,022,327 | \$1,434.57 |
| 1976                  | 905,075    | 1,452,070,825   | 1,604.36   |
| 1977                  | 889,735    | 1,584,162,573   | 1,780.49   |
| 1978                  | 863,425    | 1,680,014,709   | 1,945.76   |
| 1979                  | 833,121    | 1,783,132,353   | 2,140.30   |

The cost per pupil has increased over \$706 during this period. Enrollment has declined by 10.3% since Fiscal Year 1975, while total current costs have increased \$450 million, or 33.8% during the same period.

## INDEBTEDNESS

School districts issued bonds totaling \$60.9 million and paid \$87.5 million in 1978 leaving a balance of \$1.106 billion outstanding at the end of that year. School indebtedness was summarized from the Department of Education Annual Financial Reports, which are prepared on a fiscal year basis.

### OTHER AGENCIES

#### OPERATIONS

The governmental agencies included in this section of the report have been created to perform certain functions in areas which are generally not performed by other governmental units. They are supported by revenues derived from sources similar to those of other governments and their expenditures cover nearly every type of function, as shown in Table 4.

#### REVENUES

The Other Agencies had revenues totaling \$1.445 billion in 1978. Over \$757.9 million was from inter-governmental sources and \$352.0 million from charges for services.

#### EXPENDITURES

Expenditures of the Other Agencies total over \$1.186 billion, of which \$572 million were University of Minnesota expenditures, \$138.9 million retirement associations, \$110.6 million were housing authorities and urban renewal, \$98.8 million metro waste control, and \$65.2 million metro transit.

REVENUES, EXPENDITURES, AND DEBT  
OF  
LOCAL GOVERNMENTAL UNITS

TABLE 1  
REVENUE RECEIPTS OF LOCAL GOVERNMENTAL UNITS  
For the Calendar Year December 31, 1978  
And Fiscal Years ended Through June 30, 1979

| SOURCES OF REVENUE                               | TOTAL<br>(MEMORANDUM ONLY) | COUNTIES               | CITIES                 | TOWNS                | SCHOOL<br>DISTRICTS     | OTHER<br>AGENCIES       |
|--|----------------------------|------------------------|------------------------|----------------------|-------------------------|-------------------------|
| <b>GOVERNMENTAL FUND REVENUES</b>                |                            |                        |                        |                      |                         |                         |
| TAXES .....                                      | \$ 1,304,846,861           | \$ 347,304,458         | \$ 263,770,126         | \$ 19,946,539        | \$ 639,046,164          | \$ 34,779,574           |
| SPECIAL ASSESSMENTS .....                        | 120,505,126                | 6,343,186              | 112,276,666            | 1,186,734            | ....                    | 698,540                 |
| LICENSES AND PERMITS .....                       | 24,503,932                 | 3,209,091              | 20,888,447             | 406,394              | ....                    | ....                    |
| <b>INTERGOVERNMENTAL REVENUE</b>                 |                            |                        |                        |                      |                         |                         |
| Federal .....                                    | 607,972,301                | 83,614,197             | 170,947,337            | 6,688,607            | 114,911,134             | 231,811,026             |
| State .....                                      | 2,290,740,150              | 512,057,575            | 293,920,289            | 20,221,518           | 1,091,361,135           | 373,179,633             |
| County .....                                     | 30,511,206                 | ....                   | 8,479,987              | 457,561              | 4,477,763               | 17,095,895              |
| Other Local Units .....                          | 168,402,798                | 6,002,026              | 8,611,106              | 111,339              | 17,793,548              | 135,884,779             |
| <b>TOTAL INTERGOVERNMENTAL REVENUE .....</b>     | <b>\$ 3,097,626,455</b>    | <b>\$ 601,673,798</b>  | <b>\$ 481,958,719</b>  | <b>\$ 27,479,025</b> | <b>\$ 1,228,543,580</b> | <b>\$ 757,971,333</b>   |
| CHARGES FOR SERVICES .....                       | 577,543,065                | 47,114,746             | 135,619,611            | 1,631,545            | 41,088,154              | 352,089,009             |
| FINES AND FORFEITS .....                         | 16,858,697                 | 8,719,325              | 8,139,372              | ....                 | ....                    | ....                    |
| <b>MISCELLANEOUS REVENUE</b>                     |                            |                        |                        |                      |                         |                         |
| Interest Earnings .....                          | 233,376,543                | 29,266,713             | 44,287,147             | 1,067,152            | ....                    | 158,755,531             |
| All Other Revenue .....                          | 347,489,493                | 28,290,023             | 29,345,543             | 636,095              | 147,559,331             | 141,658,501             |
| CONTRIBUTIONS FROM PUBLIC SERVICE ENTERPRISES .. | 20,743,482                 | ....                   | 20,743,482             | ....                 | ....                    | ....                    |
| <b>TOTAL GOVERNMENTAL REVENUES .....</b>         | <b>\$ 5,743,493,654</b>    | <b>\$1,071,921,340</b> | <b>\$1,117,029,113</b> | <b>\$ 52,353,484</b> | <b>\$ 2,056,237,229</b> | <b>\$ 1,445,952,488</b> |
| <b>BORROWING</b>                                 |                            |                        |                        |                      |                         |                         |
| GOVERNMENTAL .....                               | \$ 423,238,483*            | \$ 7,085,237           | \$ 297,940,206*        | \$ 2,409,306*        | \$ 60,603,948           | \$ 55,199,786*          |
| PUBLIC SERVICE ENTERPRISES .....                 | 35,082,624                 | 7,086,569              | 27,996,055             | ....                 | ....                    | ....                    |
| <b>TOTAL BORROWING .....</b>                     | <b>\$ 458,321,107</b>      | <b>\$ 14,171,806</b>   | <b>\$ 325,936,261</b>  | <b>\$ 2,409,306</b>  | <b>\$ 60,603,948</b>    | <b>\$ 55,199,786</b>    |

NOTE: \*Includes short term borrowing.

1  
12  
1

10  
10  
10

10  
10

TABLE 2  
EXPENDITURES OF LOCAL GOVERNMENTAL UNITS  
For the Calendar Year December 31, 1978  
And Fiscal Years Ended Through June 30, 1979

| EXPENDITURES BY FUNCTION                                     | TOTAL<br>(MEMORANDUM ONLY) | COUNTIES        | CITIES          | TOWNS         | SCHOOL<br>DISTRICTS | OTHER<br>AGENCIES |
|--|----------------------------|-----------------|-----------------|---------------|---------------------|-------------------|
| GOVERNMENTAL FUND EXPENDITURES<br>(Including Capital Outlay) |                            |                 |                 |               |                     |                   |
| GENERAL GOVERNMENT .....                                     | \$ 268,912,003             | \$ 139,157,973  | \$ 92,492,663   | \$ 7,956,693  | \$ .....            | \$ 29,304,674     |
| PUBLIC SAFETY .....  | 313,709,083                | 89,916,304      | 218,760,633     | 4,505,684     | .....               | 526,462           |
| HIGHWAYS .....   | 452,008,571                | 223,933,633     | 192,281,383     | 35,793,555    | .....               | .....             |
| SANITATION .....   | 280,267,204                | 3,130,184       | 165,708,955     | 1,507,536     | .....               | 109,920,529       |
| HEALTH .....   | 81,236,325                 | 38,104,304      | 15,726,013      | .....         | .....               | 27,406,008        |
| HOSPITALS .....  | 128,496,604                | 16,368,836      | .....           | .....         | .....               | 112,127,768       |
| WELFARE .....  | 415,404,957                | 415,404,957     | .....           | .....         | .....               | .....             |
| EDUCATION .....  | 2,364,248,981              | .....           | .....           | .....         | 1,882,769,947       | 481,479,034       |
| LIBRARIES .....  | 38,260,835                 | 15,115,981      | 17,167,743      | .....         | .....               | 5,977,111         |
| RECREATION .....   | 153,808,890                | 15,452,966      | 121,102,968     | .....         | .....               | 17,252,956        |
| CONSERVATION OF NATURAL RESOURCES .....                      | 32,102,771                 | 16,121,329      | .....           | .....         | .....               | 15,981,442        |
| CONTRIBUTION TO PUBLIC SERVICE ENTERPRISES .....             | 45,047,623                 | .....           | 45,047,623      | .....         | .....               | .....             |
| URBAN REDEVELOPMENT AND HOUSING .....                        | 121,125,458                | .....           | 30,492,810      | .....         | .....               | 90,632,648        |
| UNALLOCATED .....  | 443,022,456                | 43,930,566      | 137,523,743     | 4,327,641     | .....               | 257,240,506       |
| INTEREST PAYMENTS .....                                      | 170,952,932                | 5,554,910       | 70,612,566      | 599,235       | 55,790,311          | 38,395,910        |
| TOTAL GOVERNMENTAL EXPENDITURES .....                        | \$ 5,308,604,693           | \$1,022,191,943 | \$1,106,917,100 | \$54,690,344  | \$ 1,938,560,258    | \$ 1,186,245,048  |
| DEBT REDEMPTION  |                            |                 |                 |               |                     |                   |
| GOVERNMENTAL .....   | \$ 376,783,153*            | \$ 10,897,132   | \$ 220,216,936* | \$ 1,515,194* | \$ 87,513,776       | \$ 56,640,115*    |
| PUBLIC SERVICE ENTERPRISES .....                             | 24,997,179                 | 5,783,500       | 19,213,679      | .....         | .....               | .....             |
| TOTAL DEBT REDEMPTION .....                                  | \$ 401,780,332             | \$ 16,680,632   | \$ 239,430,615  | \$ 1,515,194  | \$ 87,513,776       | \$ 56,640,115     |

NOTE: \*Includes short term.

TABLE 3  
REVENUE RECEIPTS OF LOCAL GOVERNMENTAL UNITS  
For the Years 1977 and 1978

| SOURCES OF REVENUE   | COUNTIES               |                       | CITIES                 |                       | TOWNS                |                      | SCHOOL DISTRICTS       |                        |
|--|------------------------|-----------------------|------------------------|-----------------------|----------------------|----------------------|------------------------|------------------------|
|  | 1978                   | 1977                  | 1978                   | 1977                  | 1978                 | 1977                 | 1978                   | 1977                   |
| <b>GOVERNMENTAL FUND REVENUES</b>                          |                        |                       |                        |                       |                      |                      |                        |                        |
| TAXES .....  | \$ 347,304,458         | \$ 317,299,866        | \$ 263,770,126         | \$ 261,801,979        | \$ 19,946,539        | \$ 16,504,660        | \$ 639,046,164         | \$ 634,221,652         |
| SPECIAL ASSESSMENTS .....                                  | 6,343,186              | 6,691,384             | 112,276,666            | 116,201,733           | 1,186,734            | 1,136,289            | ....                   | ....                   |
| LICENSES AND PERMITS .....                                 | 3,209,091              | 2,502,001             | 20,888,447             | 18,607,348            | 406,394              | 375,788              | ....                   | ....                   |
| <b>INTERGOVERNMENTAL REVENUE</b>                           |                        |                       |                        |                       |                      |                      |                        |                        |
| Federal .....  | 83,614,197             | 85,032,773            | 170,947,337            | 146,740,217           | 6,688,607            | 5,871,123            | 114,911,134            | 106,634,366            |
| State .....  | 512,057,575            | 476,603,191           | 293,920,289            | 244,902,135           | 20,221,518           | 20,599,802           | 1,091,361,135          | 1,040,538,991          |
| County .....   | ....                   | ....                  | 8,479,987              | 13,620,461            | 457,561              | 533,838              | 4,477,763              | 4,554,437              |
| Other Local Units .....                                    | 6,002,026              | 4,829,288             | 8,611,106              | 10,598,749            | 111,339              | 213,199              | 17,793,548             | 17,762,814             |
| <b>TOTAL INTERGOVERNMENTAL REVENUE .....</b>               | <b>\$ 601,673,798</b>  | <b>\$ 566,465,252</b> | <b>\$ 481,958,719</b>  | <b>\$ 415,861,562</b> | <b>\$ 27,479,025</b> | <b>\$ 27,217,962</b> | <b>\$1,228,543,580</b> | <b>\$1,169,490,608</b> |
| CHARGES FOR SERVICES .....                                 | 47,114,746             | 38,542,655            | 135,619,611            | 104,568,427           | 1,631,545            | 1,004,855            | 41,088,154             | 39,016,341             |
| FINES AND FORFEITS .....                                   | 8,719,325              | 7,519,280             | 8,139,372              | 7,495,141             | ....                 | ....                 | ....                   | ....                   |
| <b>MISCELLANEOUS REVENUE</b>                               |                        |                       |                        |                       |                      |                      |                        |                        |
| Interest Earnings .....                                    | 29,266,713             | 19,139,227            | 44,287,147             | 27,149,161            | 1,067,152            | 889,636              | ....                   | ....                   |
| All Other Revenue .....                                    | 28,290,023             | 19,187,288            | 29,345,543             | 17,930,722            | 636,095              | 939,170              | 147,559,331            | 95,034,104             |
| <b>CONTRIBUTIONS FROM PUBLIC SERVICE ENTERPRISES .....</b> |                        |                       |                        |                       |                      |                      |                        |                        |
| .....  | ....                   | ....                  | 20,743,482             | 21,861,901            | ....                 | ....                 | ....                   | ....                   |
| <b>TOTAL GOVERNMENTAL REVENUES ...</b>                     | <b>\$1,071,921,340</b> | <b>\$ 977,346,953</b> | <b>\$1,117,029,113</b> | <b>\$ 991,477,974</b> | <b>\$ 52,353,484</b> | <b>\$ 48,068,360</b> | <b>\$2,056,237,229</b> | <b>\$1,937,762,705</b> |
| <b>BORROWING</b>   |                        |                       |                        |                       |                      |                      |                        |                        |
| GOVERNMENTAL .....   | \$ 7,085,237           | \$ 27,689,880         | \$ 297,940,206*        | \$ 274,306,160*       | \$ 2,409,306*        | \$ 2,875,990*        | 60,603,948             | 136,410,843            |
| PUBLIC SERVICE ENTERPRISES .....                           | 7,086,569              | 5,851,316             | 27,996,055             | 42,038,148            | ....                 | ....                 | ....                   | ....                   |
| <b>TOTAL BORROWING .....</b>                               | <b>\$ 14,171,806</b>   | <b>\$ 33,541,196</b>  | <b>\$ 325,936,261</b>  | <b>\$ 316,344,308</b> | <b>\$ 2,409,306</b>  | <b>\$ 2,875,990</b>  | <b>\$ 60,603,948</b>   | <b>\$ 136,410,843</b>  |

NOTE: \*Includes short term borrowing.

TABLE 3 (Continued)  
REVENUE RECEIPTS OF LOCAL GOVERNMENTAL UNITS  
For the Years 1977 and 1978

| SOURCES OF REVENUE                                  | OTHER AGENCIES          |                         | TOTAL (MEMORANDUM ONLY) |              |                         |              |
|---|-------------------------|-------------------------|-------------------------|--------------|-------------------------|--------------|
|   | 1978                    | 1977                    | 1978                    | % OF TOTAL   | 1977                    | % OF TOTAL   |
| <b>GOVERNMENTAL FUND REVENUES</b>                   |                         |                         |                         |              |                         |              |
| TAXES .....   | \$ 34,779,574           | \$ 31,326,024           | \$ 1,304,846,861        | 22.7         | \$ 1,261,154,181        | 23.8         |
| SPECIAL ASSESSMENTS .....                           | 698,540                 | 560,763                 | 120,505,126             | 2.1          | 124,590,169             | 2.3          |
| LICENSES AND PERMITS .....                          | ....                    | ....                    | 24,503,932              | .4           | 21,485,137              | .4           |
| <b>INTERGOVERNMENTAL REVENUE</b>                    |                         |                         |                         |              |                         |              |
| Federal .....                                       | 231,811,026             | 220,607,496             | 607,972,301             | 10.6         | 564,885,975             | 10.6         |
| State .....   | 373,179,633             | 361,724,314             | 2,290,740,150           | 39.9         | 2,144,368,433           | 40.4         |
| County .....  | 17,095,895              | 13,853,482              | 30,511,206              | .5           | 32,562,218              | .6           |
| Other Local Units .....                             | 135,884,779             | 141,517,940             | 168,402,798             | 2.9          | 174,921,990             | 3.3          |
| <b>TOTAL INTERGOVERNMENTAL REVENUE .....</b>        | <b>\$ 757,971,333</b>   | <b>\$ 737,703,232</b>   | <b>\$ 3,097,626,455</b> | <b>53.9</b>  | <b>\$ 2,916,738,616</b> | <b>54.9</b>  |
| CHARGES FOR SERVICES .....                          | 352,089,009             | 320,017,819             | 577,543,065             | 10.1         | 503,150,097             | 9.5          |
| FINES AND FORFEITS .....                            | ....                    | ....                    | 16,858,697              | .3           | 15,014,421              | .3           |
| <b>MISCELLANEOUS REVENUE</b>                        |                         |                         |                         |              |                         |              |
| Interest Earnings .....                             | 158,755,531             | 135,062,784             | 233,376,543             | 4.1          | 182,240,808             | 3.4          |
| All Other Revenue .....                             | 141,658,501             | 130,585,981             | 347,489,493             | 6.0          | 263,677,265             | 5.0          |
| CONTRIBUTIONS FROM PUBLIC SERVICE ENTERPRISES ..... | ....                    | ....                    | 20,743,482              | .4           | 21,861,901              | .4           |
| <b>TOTAL GOVERNMENTAL REVENUES ....</b>             | <b>\$ 1,445,952,488</b> | <b>\$ 1,355,256,603</b> | <b>\$ 5,743,493,654</b> | <b>100.0</b> | <b>\$ 5,309,912,595</b> | <b>100.0</b> |
| <b>BORROWING</b>                                    |                         |                         |                         |              |                         |              |
| GOVERNMENTAL .....                                  | \$ 55,199,786*          | \$ 62,669,896*          | \$ 423,238,483 *        | ....         | \$ 503,952,769*         | ....         |
| PUBLIC SERVICE ENTERPRISES .....                    | ....                    | ....                    | 35,082,624              | ....         | 47,889,464              | ....         |
| <b>TOTAL BORROWING .....</b>                        | <b>\$ 55,199,786</b>    | <b>\$ 62,669,896</b>    | <b>\$ 458,321,107</b>   | <b>....</b>  | <b>\$ 551,842,233</b>   | <b>....</b>  |

NOTE: \*Includes short term borrowing.



TABLE 4  
EXPENDITURES OF LOCAL GOVERNMENTAL UNITS  
For the Years 1977 and 1978

| EXPENDITURES BY FUNCTION                    | COUNTIES        |                | CITIES          |                 | TOWNS         |               | SCHOOL DISTRICTS |                 |
|---|-----------------|----------------|-----------------|-----------------|---------------|---------------|------------------|-----------------|
|   | 1978            | 1977           | 1978            | 1977            | 1978          | 1977          | 1978             | 1977            |
| GOVERNMENTAL FUND EXPENDITURES              |                 |                |                 |                 |               |               |                  |                 |
| GENERAL GOVERNMENT                          |                 |                |                 |                 |               |               |                  |                 |
| Current Expense .....                       | \$ 127,084,668  | \$ 118,750,697 | \$ 80,083,638   | \$ 72,184,818   | \$ 7,556,849  | \$ 6,660,018  | \$ ....          | \$ ....         |
| Capital Outlay .....                        | 12,073,305      | 14,267,158     | 12,409,025      | 10,224,463      | 399,844       | 367,498       | ....             | ....            |
| Total .....                                 | 139,157,973     | 133,017,855    | 92,492,663      | 82,409,281      | 7,956,693     | 7,027,516     | ....             | ....            |
| PUBLIC SAFETY                               |                 |                |                 |                 |               |               |                  |                 |
| Current Expense .....                       | 76,601,110      | 71,042,477     | 203,342,671     | 186,111,419     | 4,049,452     | 3,656,509     | ....             | ....            |
| Capital Outlay .....                        | 13,315,194      | 13,271,545     | 15,417,962      | 13,782,357      | 456,232       | 486,284       | ....             | ....            |
| Total .....                                 | 89,916,304      | 84,314,022     | 218,760,633     | 199,893,776     | 4,505,684     | 4,142,793     | ....             | ....            |
| HIGHWAYS                                    |                 |                |                 |                 |               |               |                  |                 |
| Current Expense .....                       | 189,890,926     | 161,211,977    | 87,426,692      | 76,816,744      | 26,882,278    | 22,478,618    | ....             | ....            |
| Capital Outlay .....                        | 34,042,707      | 27,214,383     | 104,854,691     | 87,945,082      | 8,911,277     | 6,905,401     | ....             | ....            |
| Total .....                                 | 223,933,633     | 188,426,360    | 192,281,383     | 164,761,826     | 35,793,555    | 29,384,019    | ....             | ....            |
| SANTITATION                                 |                 |                |                 |                 |               |               |                  |                 |
| Current Expense .....                       | 2,779,669       | 2,683,323      | 88,059,754      | 75,930,150      | 393,248       | 401,190       | ....             | ....            |
| Capital Outlay .....                        | 350,515         | 444,533        | 77,649,201      | 72,111,141      | 1,114,288     | 1,431,921     | ....             | ....            |
| Total .....                                 | 3,130,184       | 3,127,856      | 165,708,955     | 148,041,291     | 1,507,536     | 1,833,111     | ....             | ....            |
| HEALTH                                      |                 |                |                 |                 |               |               |                  |                 |
| Current Expense .....                       | 35,680,927      | 38,692,668     | 15,032,899      | 13,305,174      | ....          | ....          | ....             | ....            |
| Capital Outlay .....                        | 2,423,377       | 1,665,064      | 693,114         | 3,836,046       | ....          | ....          | ....             | ....            |
| Total .....                                 | 38,104,304      | 40,357,732     | 15,726,013      | 17,141,220      | ....          | ....          | ....             | ....            |
| HOSPITALS                                   |                 |                |                 |                 |               |               |                  |                 |
| Current Expense .....                       | 14,937,596      | 17,120,059     | ....            | ....            | ....          | ....          | ....             | ....            |
| Capital Outlay .....                        | 1,431,240       | 767,921        | ....            | ....            | ....          | ....          | ....             | ....            |
| Total .....                                 | 16,368,836      | 17,887,980     | ....            | ....            | ....          | ....          | ....             | ....            |
| WELFARE                                     |                 |                |                 |                 |               |               |                  |                 |
| Current Expense .....                       | 414,704,583     | 384,290,863    | ....            | ....            | ....          | ....          | ....             | ....            |
| Capital Outlay .....                        | 700,374         | 965,665        | ....            | ....            | ....          | ....          | ....             | ....            |
| Total .....                                 | 415,404,957     | 385,256,528    | ....            | ....            | ....          | ....          | ....             | ....            |
| EDUCATION                                   |                 |                |                 |                 |               |               |                  |                 |
| Current Expense .....                       | ....            | ....           | ....            | ....            | ....          | ....          | 1,727,342,042    | 1,622,279,519   |
| Capital Outlay .....                        | ....            | ....           | ....            | ....            | ....          | ....          | 155,427,905      | 151,020,187     |
| Total .....                                 | ....            | ....           | ....            | ....            | ....          | ....          | 1,882,769,947    | 1,773,299,706   |
| LIBRARIES                                   |                 |                |                 |                 |               |               |                  |                 |
| Current Expense .....                       | 13,044,823      | 11,586,708     | 15,617,503      | 14,368,325      | ....          | ....          | ....             | ....            |
| Capital Outlay .....                        | 2,071,158       | 2,293,608      | 1,550,240       | 5,814,585       | ....          | ....          | ....             | ....            |
| Total .....                                 | 15,115,981      | 13,880,316     | 17,167,743      | 20,182,910      | ....          | ....          | ....             | ....            |
| RECREATION                                  |                 |                |                 |                 |               |               |                  |                 |
| Current Expense .....                       | 9,439,096       | 7,974,278      | 88,398,001      | 73,778,202      | ....          | ....          | ....             | ....            |
| Capital Outlay .....                        | 6,013,870       | 7,638,606      | 32,704,967      | 25,374,164      | ....          | ....          | ....             | ....            |
| Total .....                                 | 15,452,966      | 15,612,884     | 121,102,968     | 99,152,366      | ....          | ....          | ....             | ....            |
| CONSERVATION OF NATURAL RESOURCES           |                 |                |                 |                 |               |               |                  |                 |
| Current Expense .....                       | 13,548,903      | 13,532,889     | ....            | ....            | ....          | ....          | ....             | ....            |
| Capital Outlay .....                        | 2,572,426       | 1,538,266      | ....            | ....            | ....          | ....          | ....             | ....            |
| Total .....                                 | 16,121,329      | 15,071,155     | ....            | ....            | ....          | ....          | ....             | ....            |
| CONTRIBUTIONS TO PUBLIC SERVICE ENTERPRISES |                 |                |                 |                 |               |               |                  |                 |
| Current Expense .....                       | ....            | ....           | 16,880,473      | 13,000,477      | ....          | ....          | ....             | ....            |
| Capital Outlay .....                        | ....            | ....           | 28,167,150      | 28,826,464      | ....          | ....          | ....             | ....            |
| Total .....                                 | ....            | ....           | 45,047,623      | 41,826,941      | ....          | ....          | ....             | ....            |
| URBAN REDEVELOPMENT AND HOUSING             |                 |                |                 |                 |               |               |                  |                 |
| Current Expense .....                       | ....            | ....           | 18,019,235      | 42,804,348      | ....          | ....          | ....             | ....            |
| Capital Outlay .....                        | ....            | ....           | 12,473,575      | 12,951,839      | ....          | ....          | ....             | ....            |
| Total .....                                 | ....            | ....           | 30,492,810      | 55,756,187      | ....          | ....          | ....             | ....            |
| UNALLOCATED                                 |                 |                |                 |                 |               |               |                  |                 |
| Current Expense .....                       | 43,079,089      | 46,674,084     | 113,867,251     | 75,628,647      | 3,780,300     | 3,483,453     | ....             | ....            |
| Capital Outlay .....                        | 851,477         | 1,382,462      | 23,656,492      | 19,137,130      | 547,341       | 249,569       | ....             | ....            |
| Total .....                                 | 43,930,566      | 48,056,546     | 137,523,743     | 94,765,777      | 4,327,641     | 3,733,022     | ....             | ....            |
| INTEREST PAYMENTS                           |                 |                |                 |                 |               |               |                  |                 |
| Current Expense .....                       | 5,554,910       | 5,463,704      | 70,612,566      | 65,839,891      | 599,235       | 596,212       | 55,790,311       | 57,735,190      |
| Total Current Expense .....                 | 946,346,300     | 879,023,727    | 797,340,683     | 709,768,195     | 43,261,362    | 37,276,000    | 1,783,132,353    | 1,680,014,709   |
| Total Capital Outlay .....                  | 75,845,643      | 71,448,211     | 309,576,417     | 280,003,271     | 11,428,982    | 9,440,673     | 155,427,905      | 151,020,187     |
| TOTAL GOVERNMENTAL EXPENDITURES .....       | \$1,022,191,943 | \$ 950,472,938 | \$1,106,917,100 | \$ 989,771,466  | \$ 54,690,344 | \$ 46,716,673 | \$1,938,560,258  | \$1,831,034,896 |
| Percentage of Expenditures .....            | 19.3            | 19.4           | 20.9            | 20.2            | 1.0           | 1.0           | 36.5             | 37.4            |
| DEBT REDEMPTION                             |                 |                |                 |                 |               |               |                  |                 |
| GOVERNMENTAL .....                          | \$ 10,897,132   | \$ 27,951,198  | \$ 220,216,936* | \$ 157,247,342* | \$ 1,515,194* | \$ 1,553,624* | \$ 87,513,776    | \$ 170,928,736  |
| PUBLIC SERVICE ENTERPRISES .....            | 5,783,500       | 8,058,500      | 19,213,679      | 23,372,062      | ....          | ....          | ....             | ....            |
| TOTAL DEBT REDEMPTION .....                 | \$ 16,680,632   | \$ 36,009,698  | \$ 239,430,615  | \$ 180,619,404  | \$ 1,515,194  | \$ 1,553,624  | \$ 87,513,776    | \$ 170,928,736  |

NOTE: \*Includes short term.

TABLE 4 (Continued)  
EXPENDITURES OF LOCAL GOVERNMENTAL UNITS  
For the Years 1977 and 1978

| GOVERNMENTAL FUND EXPENDITURES                     | OTHER AGENCIES  |                 | TOTAL (MEMORANDUM ONLY) |            |                 |            |
|--|-----------------|-----------------|-------------------------|------------|-----------------|------------|
|  | 1978            | 1977            | 1978                    | % OF TOTAL | 1977            | % OF TOTAL |
| <b>GENERAL GOVERNMENT</b>                          |                 |                 |                         |            |                 |            |
| Current Expense .....                              | \$ 18,191,516   | \$ 13,313,786   | \$ 232,916,671          | ....       | \$ 210,909,319  | ....       |
| Capital Outlay .....                               | 11,113,158      | 5,787,782       | 35,995,332              | ....       | 30,646,901      | ....       |
| Total .....  | 29,304,674      | 19,101,568      | 268,912,003             | 5.1        | 241,556,220     | 4.9        |
| <b>PUBLIC SAFETY</b>                               |                 |                 |                         |            |                 |            |
| Current Expense .....                              | 178,392         | 151,366         | 284,171,625             | ....       | 260,961,771     | ....       |
| Capital Outlay .....                               | 348,070         | 398,142         | 29,537,458              | ....       | 27,938,328      | ....       |
| Total .....  | 526,462         | 549,508         | 313,709,083             | 5.9        | 288,900,099     | 5.9        |
| <b>HIGHWAYS</b>                                    |                 |                 |                         |            |                 |            |
| Current Expense .....                              | ....            | ....            | 304,199,896             | ....       | 260,507,339     | ....       |
| Capital Outlay .....                               | ....            | ....            | 147,808,675             | ....       | 122,064,866     | ....       |
| Total .....  | ....            | ....            | 452,008,571             | 8.5        | 382,572,205     | 7.8        |
| <b>SANITATION</b>                                  |                 |                 |                         |            |                 |            |
| Current Expense .....                              | 28,122,141      | 24,439,992      | 119,354,812             | ....       | 103,454,655     | ....       |
| Capital Outlay .....                               | 81,798,388      | 56,657,795      | 160,912,392             | ....       | 130,645,390     | ....       |
| Total .....  | 109,920,529     | 81,097,787      | 280,267,204             | 5.3        | 234,100,045     | 4.8        |
| <b>HEALTH</b>                                      |                 |                 |                         |            |                 |            |
| Current Expense .....                              | 27,126,799      | 22,628,484      | 77,840,625              | ....       | 74,626,326      | ....       |
| Capital Outlay .....                               | 279,209         | 226,807         | 3,395,700               | ....       | 5,727,917       | ....       |
| Total .....  | 27,406,008      | 22,855,291      | 81,236,325              | 1.5        | 80,354,243      | 1.6        |
| <b>HOSPITALS</b>                                   |                 |                 |                         |            |                 |            |
| Current Expense .....                              | 109,424,420     | 102,279,292     | 124,362,016             | ....       | 119,399,351     | ....       |
| Capital Outlay .....                               | 2,703,348       | 5,896,877       | 4,134,588               | ....       | 6,664,798       | ....       |
| Total .....  | 112,127,768     | 108,176,169     | 128,496,604             | 2.4        | 126,064,149     | 2.6        |
| <b>WELFARE</b>                                     |                 |                 |                         |            |                 |            |
| Current Expense .....                              | ....            | ....            | 414,704,583             | ....       | 384,290,863     | ....       |
| Capital Outlay .....                               | ....            | ....            | 700,374                 | ....       | 965,665         | ....       |
| Total .....  | ....            | ....            | 415,404,957             | 7.8        | 385,256,528     | 7.9        |
| <b>EDUCATION</b>                                   |                 |                 |                         |            |                 |            |
| Current Expense .....                              | 434,269,704     | 402,699,731     | 2,161,611,746           | ....       | 2,024,979,250   | ....       |
| Capital Outlay .....                               | 47,209,330      | 50,176,797      | 202,637,235             | ....       | 201,196,984     | ....       |
| Total .....  | 481,479,034     | 452,876,528     | 2,364,248,981           | 44.5       | 2,226,176,234   | 45.4       |
| <b>LIBRARIES</b>                                   |                 |                 |                         |            |                 |            |
| Current Expense .....                              | 5,859,698       | 5,016,468       | 34,522,024              | ....       | 30,971,501      | ....       |
| Capital Outlay .....                               | 117,413         | 168,733         | 3,738,811               | ....       | 8,276,926       | ....       |
| Total .....  | 5,977,111       | 5,185,201       | 38,260,835              | .7         | 39,248,427      | .8         |
| <b>RECREATION</b>                                  |                 |                 |                         |            |                 |            |
| Current Expense .....                              | 11,250,673      | 8,192,549       | 109,087,770             | ....       | 89,945,029      | ....       |
| Capital Outlay .....                               | 6,002,283       | 4,039,969       | 44,721,120              | ....       | 37,052,739      | ....       |
| Total .....  | 17,252,956      | 12,232,518      | 153,808,890             | 2.9        | 126,997,768     | 2.6        |
| <b>CONSERVATION OF NATURAL RESOURCES</b>           |                 |                 |                         |            |                 |            |
| Current Expense .....                              | 13,585,004      | 11,239,201      | 27,133,907              | ....       | 24,772,090      | ....       |
| Capital Outlay .....                               | 2,396,438       | 5,076,199       | 4,968,864               | ....       | 6,614,465       | ....       |
| Total .....  | 15,981,442      | 16,315,400      | 32,102,771              | .6         | 31,386,555      | .6         |
| <b>CONTRIBUTIONS TO PUBLIC SERVICE ENTERPRISES</b> |                 |                 |                         |            |                 |            |
| Current Expense .....                              | ....            | ....            | 16,880,473              | ....       | 13,000,477      | ....       |
| Capital Outlay .....                               | ....            | ....            | 28,167,150              | ....       | 28,826,464      | ....       |
| Total .....  | ....            | ....            | 45,047,623              | .9         | 41,826,941      | .9         |
| <b>URBAN REDEVELOPMENT AND HOUSING</b>             |                 |                 |                         |            |                 |            |
| Current Expense .....                              | 73,604,293      | 21,915,352      | 91,623,528              | ....       | 64,719,700      | ....       |
| Capital Outlay .....                               | 17,028,355      | 57,160,990      | 29,501,930              | ....       | 70,112,829      | ....       |
| Total .....  | 90,632,648      | 79,076,342      | 121,125,458             | 2.3        | 134,832,529     | 2.8        |
| <b>UNALLOCATED</b>                                 |                 |                 |                         |            |                 |            |
| Current Expense .....                              | 229,740,851     | 207,558,323     | 390,467,491             | ....       | 333,344,507     | ....       |
| Capital Outlay .....                               | 27,499,655      | 35,151,715      | 52,554,965              | ....       | 55,920,876      | ....       |
| Total .....  | 257,240,506     | 242,710,038     | 443,022,456             | 8.4        | 389,265,383     | 7.9        |
| <b>INTEREST PAYMENTS</b>                           |                 |                 |                         |            |                 |            |
| Total Current Expense .....                        | 38,395,910      | 39,711,924      | 170,952,932             | 3.2        | 169,346,921     | 3.5        |
| Total Capital Outlay .....                         | 989,749,401     | 859,146,468     | 4,559,830,099           | 85.9       | 4,165,229,099   | 85.0       |
| Total .....  | 196,495,647     | 220,741,806     | 748,774,594             | 14.1       | 732,655,148     | 15.0       |
| TOTAL GOVERNMENTAL EXPENDITURES .....              | \$1,186,245,048 | \$1,079,888,274 | \$5,308,604,693         | 100.0      | \$4,897,884,247 | 100.0      |
| Percentage of Expenditures .....                   | 22.3            | 22.0            | 100.0                   |            | 100.0           |            |
| <b>DEBT REDEMPTION</b>                             |                 |                 |                         |            |                 |            |
| GOVERNMENTAL .....                                 | \$ 56,640,115*  | \$ 60,309,462*  | \$ 376,783,153*         | ....       | \$ 417,990,362* | ....       |
| PUBLIC SERVICE ENTERPRISES .....                   | ....            | ....            | 24,997,179              | ....       | 31,430,562      | ....       |
| TOTAL DEBT REDEMPTION .....                        | \$ 56,640,115   | \$ 60,309,462   | \$ 401,780,332          | ....       | \$ 449,420,924  | ....       |

NOTE: \*Includes short term.

TABLE 5  
REVENUES AND EXPENDITURES - PERCENTAGE DISTRIBUTION  
LOCAL GOVERNMENTAL UNITS - 1978

| SOURCES OF REVENUE   | COUNTIES | CITIES | TOWNS  | SCHOOL DISTRICTS | OTHER AGENCIES |
|--|----------|--------|--------|------------------|----------------|
| <b>GOVERNMENTAL FUND REVENUES</b>                          |          |        |        |                  |                |
| TAXES .....  | 32.4 %   | 23.6 % | 38.1%  | 31.1%            | 2.4%           |
| SPECIAL ASSESSMENTS .....                                  | .6       | 10.1   | 2.3    | ....             | *              |
| LICENSES AND PERMITS .....                                 | .3       | 1.9    | .8     | ....             | ....           |
| <b>INTERGOVERNMENTAL REVENUE</b>                           |          |        |        |                  |                |
| Federal .....  | 7.8      | 15.3   | 12.8   | 5.6              | 16.0           |
| State .....  | 47.8     | 26.3   | 38.6   | 53.1             | 25.8           |
| County .....   | ....     | .8     | .9     | .2               | 1.2            |
| Other Local Units .....                                    | .6       | .7     | .2     | .8               | 9.4            |
| TOTAL INTERGOVERNMENTAL REVENUE ....                       | 56.2     | 43.1   | 52.5   | 59.7             | 52.4           |
| CHARGES FOR SERVICES .....                                 | 4.4      | 12.1   | 3.1    | 1.9              | 24.4           |
| FINES AND FORFEITS .....                                   | .8       | .7     | ....   | ....             | ....           |
| <b>MISCELLANEOUS REVENUE</b>                               |          |        |        |                  |                |
| Interest Earnings .....                                    | 2.7      | 4.0    | 2.0    | ....             | 11.0           |
| All Other Revenue .....                                    | 2.6      | 2.6    | 1.2    | 7.3              | 9.8            |
| <b>CONTRIBUTIONS FROM PUBLIC SERVICE ENTERPRISES .....</b> |          |        |        |                  |                |
| .....  | ....     | 1.9    | ....   | ....             | ....           |
| TOTAL GOVERNMENTAL REVENUES .....                          | 100.0%   | 100.0% | 100.0% | 100.0%           | 100.0%         |
| <b>EXPENDITURES BY FUNCTION</b>                            |          |        |        |                  |                |
| <b>GOVERNMENTAL FUND EXPENDITURES (1)</b>                  |          |        |        |                  |                |
| <b>CURRENT EXPENSE</b>                                     |          |        |        |                  |                |
| General Government .....                                   | 12.4 %   | 7.2%   | 13.8%  | .... %           | 1.5%           |
| Public Safety .....  | 7.5      | 18.4   | 7.4    | ....             | *              |
| Highways .....   | 18.6     | 7.9    | 49.2   | ....             | ....           |
| Sanitation .....   | .3       | 8.0    | .7     | ....             | 2.4            |
| Health .....   | 3.5      | 1.4    | ....   | ....             | 2.3            |
| Hospitals .....  | 1.5      | ....   | ....   | ....             | 9.2            |
| Welfare .....  | 40.6     | ....   | ....   | ....             | ....           |
| Education .....  | ....     | ....   | ....   | 89.1             | 36.6           |
| Libraries .....  | 1.3      | 1.3    | ....   | ....             | .5             |
| Recreation .....   | .9       | 8.0    | ....   | ....             | 1.0            |
| Conservation of Natural Resources .....                    | 1.3      | ....   | ....   | ....             | 1.1            |
| Contributions to Public Service .....                      | ....     | 1.5    | ....   | ....             | 6.2            |
| Enterprises .....  | ....     | 1.5    | ....   | ....             | 6.2            |
| Unallocated .....  | 4.2      | 11.9   | 6.9    | ....             | 19.4           |
| Interest payments .....                                    | .5       | 6.4    | 1.1    | 2.9              | 3.2            |
| TOTAL CURRENT EXPENSES .....                               | 92.6     | 72.0   | 79.1   | 92.0             | 83.4           |
| CAPITAL OUTLAY .....                                       | 7.4      | 28.0   | 20.9   | 8.0              | 16.6           |
| TOTAL GOVERNMENTAL EXPENDITURES ....                       | 100.0%   | 100.0% | 100.0% | 100.0%           | 100.0%         |

NOTE: \* Less than 1/10 of 1%.  
(1) Based on expenditures shown on Table 4.

TABLE 6  
CLASSIFICATION OF GROSS BONDED DEBT BY TYPE OF BONDS  
December 31, 1978\*

| TYPES OF BONDS                      | COUNTIES(1) | CITIES(1)  | TOWNS    | SCHOOL DISTRICTS | OTHER AGENCIES | TOTAL      | PERCENT OF TOTAL |
|-------------------------------------|-------------|------------|----------|------------------|----------------|------------|------------------|
| * GENERAL OBLIGATION .....          | 65528000    | 466120760  | 6201102  | 1042734611       | 469989087      | 2050573560 | 54.8             |
| * SPECIAL ASSESSMENT .....          | 26612644    | 764756395  | 4562531  |                  | 1277000        | 797208570  | 21.3             |
| * G.O. REVENUE .....                | 7305000     | 199521640  |          |                  | 27155000       | 233981640  | 6.2              |
| * REVENUE .....                     | 8750000     | 90911103   | 75398    |                  | 114310009      | 214046510  | 5.7              |
| * REFUNDING .....                   | 34575000    | 199272500  |          | 63703000         | 102410000      | 399960500  | 10.7             |
| * ALL OTHER .....                   | 16255000    | 21168999   | 175349   |                  | 9628869        | 47228217   | 1.3              |
| * TOTAL GROSS BONDS OUTSTANDING ... | 159025644   | 1741751397 | 11014380 | 1106437611       | 724769965      | 3742998997 | 100.0            |

NOTE: \* Debt of some 15 cities, the University, Armory Building Commission, MTC and certain other agencies are shown at the end of the fiscal year.

(1) "All Other" consists primarily of bonds payable from State-Aid Street Allocation.

TABLE 7  
GROSS DEBT OF LOCAL GOVERNMENTAL UNITS  
1969-1978\*

| TYPE OF BONDS   | 1969       | 1970       | 1971         | 1972       | 1973       | 1974       | 1975       | 1976       | 1977       | 1978         |
|---|------------|------------|--------------|------------|------------|------------|------------|------------|------------|--------------|
| * BONDED DEBT   |            |            |              |            |            |            |            |            |            |              |
| * GENERAL OBLIGATION ..   | 1125969880 | 1292452222 | 1529616891   | 1707943823 | 1991078547 | 2243780755 | 2253291893 | 2241770475 | 2208958317 | 2050573560   |
| * SPECIAL ASSESSMENT ..   | 279020833  | 289732152  | 598650893    | 574194945  | 609538277  | 631459701  | 731029732  | 755121200  | 789117066  | 797208570    |
| * REVENUE .....   | 303852220  | 439479308  | 466149016    | 516745967  | 360000975  | 320946769  | 343542018  | 362034967  | 393954916  | 448028150(2) |
| * REFUNDING .....   | 37404950   | 46581000   | 43662000     | 43963000   | 35561500   | 54537890   | 124049141  | 222966664  | 313164000  | 399960500    |
| * ALL OTHER .....   | 344815919  | 418372463  | 29529704     | 35409959   | 33337590   | 31654459   | 34306797   | 42083580   | 45942920   | 47228217     |
| * GROSS BONDED DEBT   | 2091063802 | 2486617145 | 2867608504   | 2878257694 | 3029516889 | 3282379574 | 3486219581 | 3623976886 | 3751137219 | 3742998997   |
| * UNFUNDED DEBT ORDERS,<br>* SHORT TERM LOANS,<br>* ETC.] ..... | 73780953   | 71603416   | 192730725(1) | 222756664  | 194317772  | 164843647  | 234685491  | 115456569  | 111921518  | 176488263    |
| * TOTAL GROSS DEBT ..   | 2164844755 | 2558220561 | 2860339229   | 3101014358 | 3223834661 | 3447223221 | 3720905072 | 3739433455 | 3863058737 | 3919487260   |

NOTE: \* Restated years 1969-1970 from purpose of issue to type of bonds classification. Caution should be applied in making comparisons of 1971 through 1978 to prior years, especially in "All Other" which could not be reclassified for cities.

(1) Correction in 1971.

(2) Includes General Obligation Revenue Bonds of \$233,981,640.

TABLE 8  
POPULATION IN MINNESOTA - 1970 and 1960

| INCORPORATED PLACES     | 1970   |            | 1960   |            | PER CENT<br>POPULATION<br>INCREASE |
|-------------------------|--------|------------|--------|------------|------------------------------------|
|                         | NUMBER | POPULATION | NUMBER | POPULATION |                                    |
| * OVER 100,000          | 3      | 844692     | 3      | 903167     | 6.5*                               |
| * 20,000 TO 100,000     | 24     | 815400     | 15     | 458549     | 77.8                               |
| * 10,000 TO 20,000      | 27     | 374285     | 21     | 293073     | 27.7                               |
| * 2,500 TO 10,000       | 99     | 464496     | 87     | 426351     | 8.9                                |
| * LESS THAN 2,500       | 700    | 415247     | 717    | 431894     | 3.9*                               |
| * SUBTOTAL              | 853    | 2914120    | 843    | 2513034    | 16.0                               |
| * UNINCORPORATED AREA   |        |            |        |            |                                    |
| * ORGANIZED TOWNS       | 1804   | 859459     | 1820   | 869895     | 1.2*                               |
| * UNORGANIZED TERRITORY |        | 31076      |        | 30935      |                                    |
| * TOTAL                 |        | 3804655    |        | 3413864    |                                    |

Land Area in Square Miles 80,009

\*Decrease

TABLE 9  
TAXABLE VALUATIONS, TAX LEVIES AND DELINQUENT TAXES  
OF THE STATE AND LOCAL GOVERNMENTAL UNITS IN MINNESOTA  
1958 - 1977

| YEAR [1] | TAXABLE<br>VALUATION | PROPERTY TAX LEVIES |          |              |           |          |                         |                   | TOTAL<br>DELINQUENT<br>TAXES# |
|----------|----------------------|---------------------|----------|--------------|-----------|----------|-------------------------|-------------------|-------------------------------|
|          |                      | TOTAL               | STATE    | COUNTIES [2] | CITIES    | TOWNS    | SCHOOL<br>DISTRICTS [2] | OTHER<br>AGENCIES |                               |
| * 1958   | 2101429281           | 389171505           | 19965700 | 105030283    | 87797993  | 12551279 | 161895001               | 1931249           | 15701059                      |
| * 1959   | 2127231895           | 422026996           | 23878094 | 111114648    | 94230315  | 12265868 | 178269531               | 2268540           | 17247001                      |
| * 1960   | 2197571402           | 452917622           | 22937982 | 117184681    | 100558422 | 12213899 | 197802903               | 2219735           | 17635858                      |
| * 1961   | 2234013630           | 488824724           | 24801597 | 128371352    | 106139491 | 12608641 | 213865645               | 3037998           | 20557470                      |
| * 1962   | 2322004368           | 524779774           | 29754399 | 135962748    | 110895492 | 13405476 | 231257405               | 3504254           | 26247227                      |
| * 1963   | 2336319330           | 552554742           | 29879359 | 148501853    | 110063666 | 13441932 | 246628957               | 4038975           | 27665537                      |
| * 1964   | 2385690893           | 587304977           | 27820384 | 158193056    | 115342908 | 13101359 | 268909163               | 3938107           | 11563622                      |
| * 1965   | 2423102448           | 620639281           | 38322818 | 157206125    | 119468999 | 13364008 | 288246061               | 4031270           | 16434885                      |
| * 1966   | 2517198681           | 657589284           | 36481201 | 160439497    | 124680667 | 14163648 | 317801845               | 4022426           | 15438714                      |
| * 1967   | 2348840609           | 637049763           |          | 167044506    | 128904167 | 12814842 | 323979383               | 4306865           | 14232811                      |
| * 1968   | 2553823994           | 769218788           |          | 191531951    | 145583414 | 12150962 | 414511576               | 5440885           | 14592552                      |
| * 1969   | 2653344096           | 878325776           |          | 206571580    | 159936927 | 13510729 | 492168935               | 6137605           | 16715623                      |
| * 1970   | 3097808140           | 1039640279          |          | 236286063    | 187062138 | 13799177 | 595312008               | 7180893           | 20981042                      |
| * 1971   | 3218357525           | 957404916           |          | 246366619    | 178772329 | 13064940 | 504452892               | 14748136          | 48303198                      |
| * 1972## | 10432572323          | 982326389           |          | 253740529    | 176068110 | 14565676 | 521696691               | 16255383          | 26167716                      |
| * 1973   | 10908037661          | 1083989532          |          | 283413841    | 194774892 | 15403697 | 568556959               | 21840143          | 24851679                      |
| * 1974   | 11423354820          | 1233797284          |          | 320755064    | 227746820 | 16320512 | 631719865               | 37255023          | 30409604                      |
| * 1975   | 12790040687          | 1275385588          |          | 335647162    | 233205731 | 18462754 | 657055360               | 31014581          | 34272083                      |
| * 1976   | 14032480658          | 1451876178          |          | 374950902    | 262398284 | 21456226 | 757026429               | 36044337          | 31158616                      |
| * 1977   | 14632003530          | 1515621113          |          | 402923923    | 273909562 | 24325877 | 777952689               | 36509062          | 25907997                      |

NOTE: (1) Year shown is year of tax levy collectible in following year.


(2) Includes share of power and light company tax.

# Total Delinquent taxes, all years, as of January 1, 1958 and succeeding years, except current year's delinquencies.

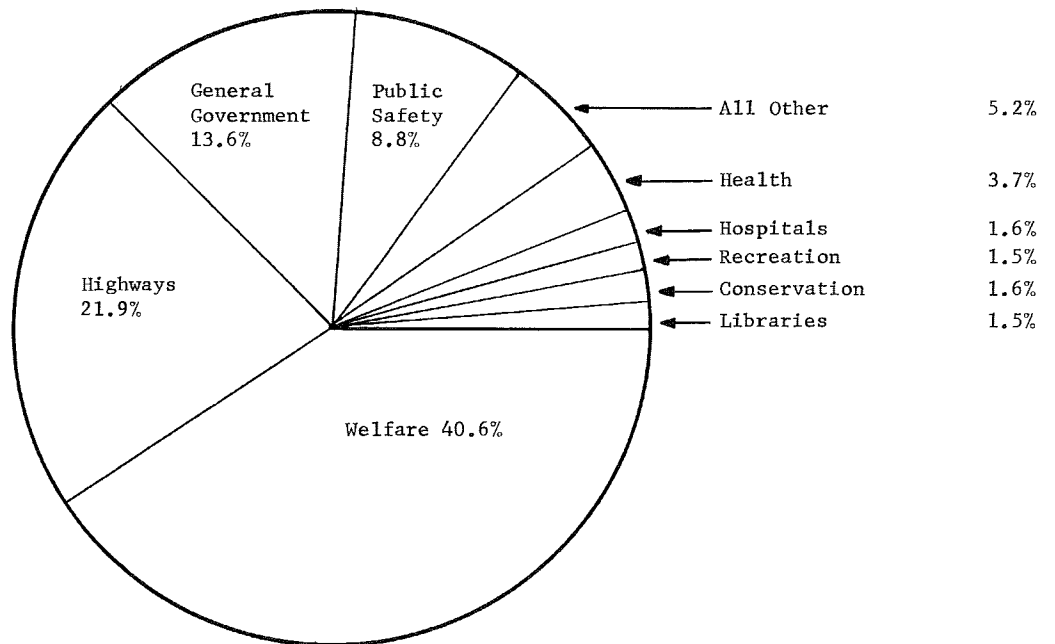
## Taxes levied in 1972, payable in 1973 were the first levies to come under the market value concept.

REVENUES, EXPENDITURES, AND DEBT  
OF  
THE COUNTIES

FIGURE 1  
THE COUNTIES - 1978



GOVERNMENTAL REVENUES\* \$1,071,921,340



GOVERNMENTAL EXPENDITURES\*\* \$1,022,191,943

\* Does not include borrowing, agency, trust or investment receipts.

\*\* Current expense and capital outlay.

FIGURE 2  
 THE COUNTIES  
 GOVERNMENTAL REVENUES  
 For the Years 1968-1978  
 (Millions of Dollars)

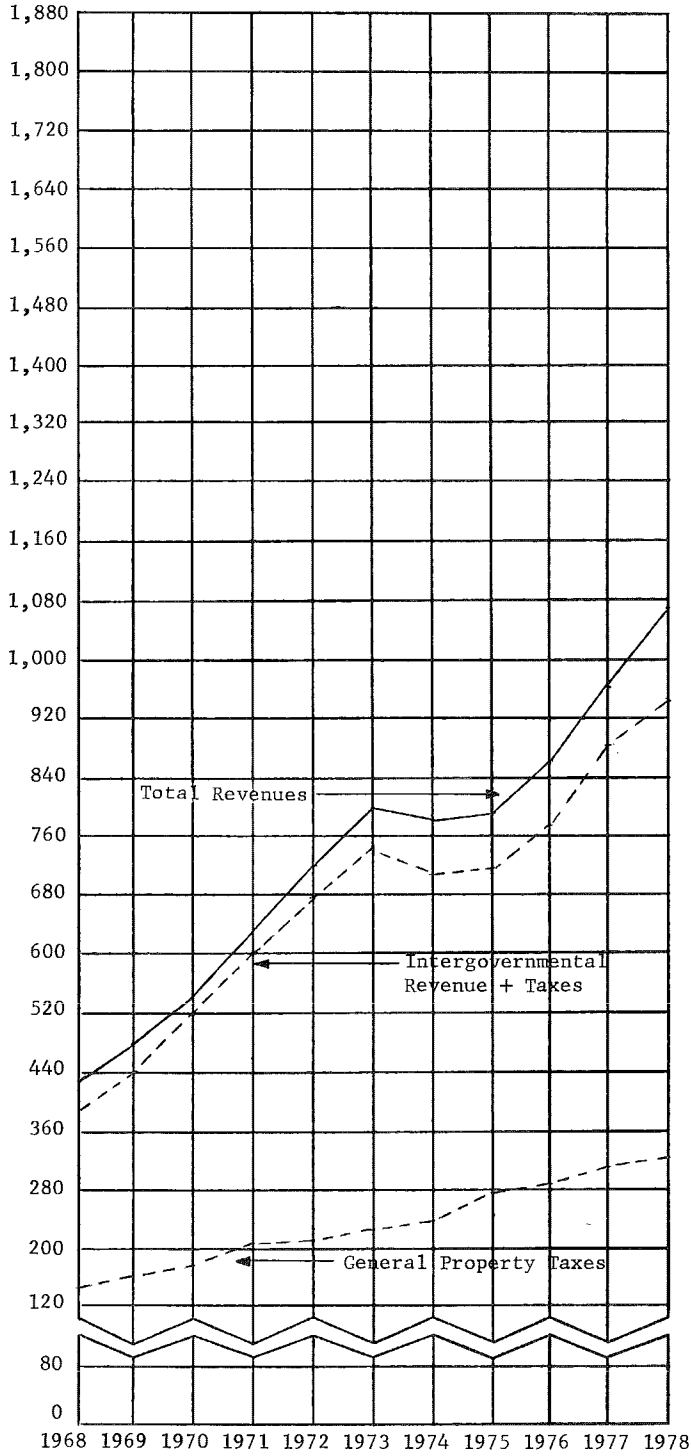


FIGURE 3  
 THE COUNTIES  
 GOVERNMENTAL EXPENDITURES  
 For the Years 1968-1978  
 (Millions of Dollars)

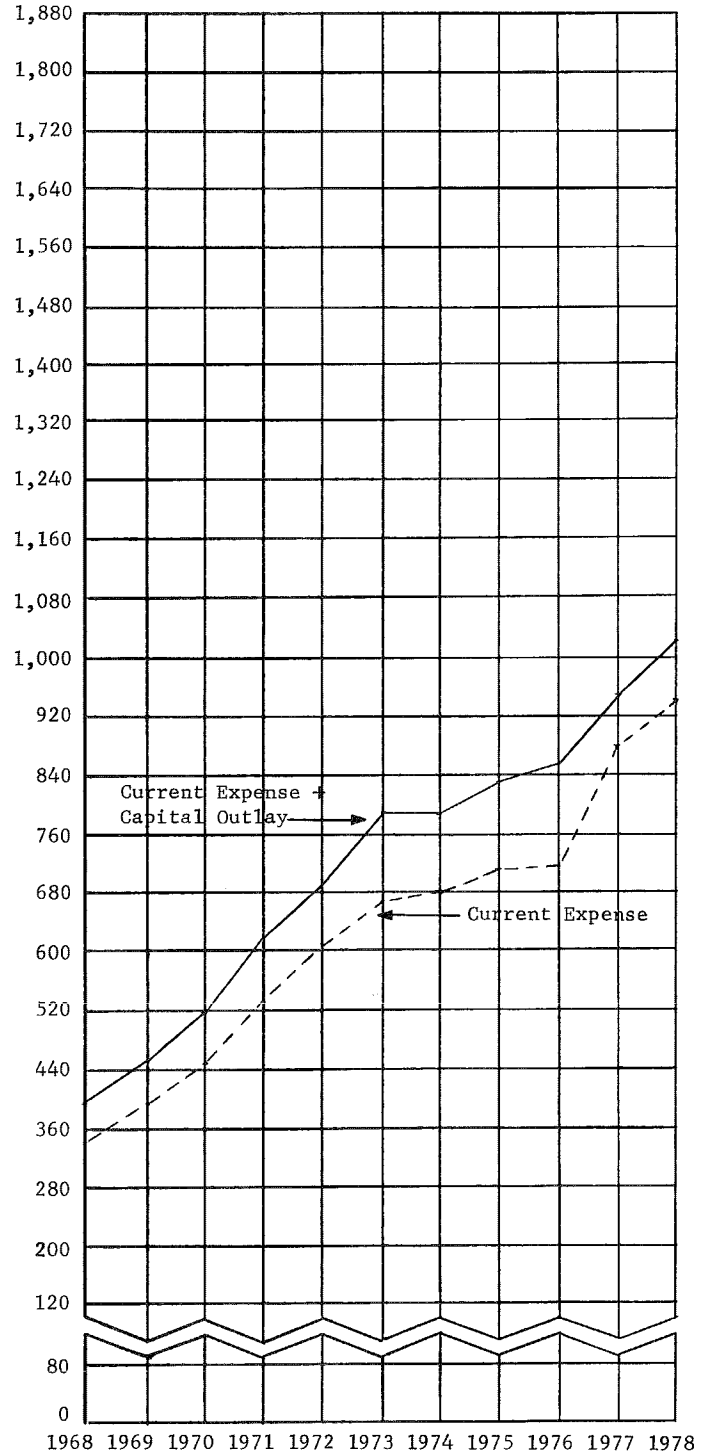




FIGURE 4  
THE COUNTIES BONDED INDEBTEDNESS

For the Years 1969 - 1978  
(Millions of Dollars)

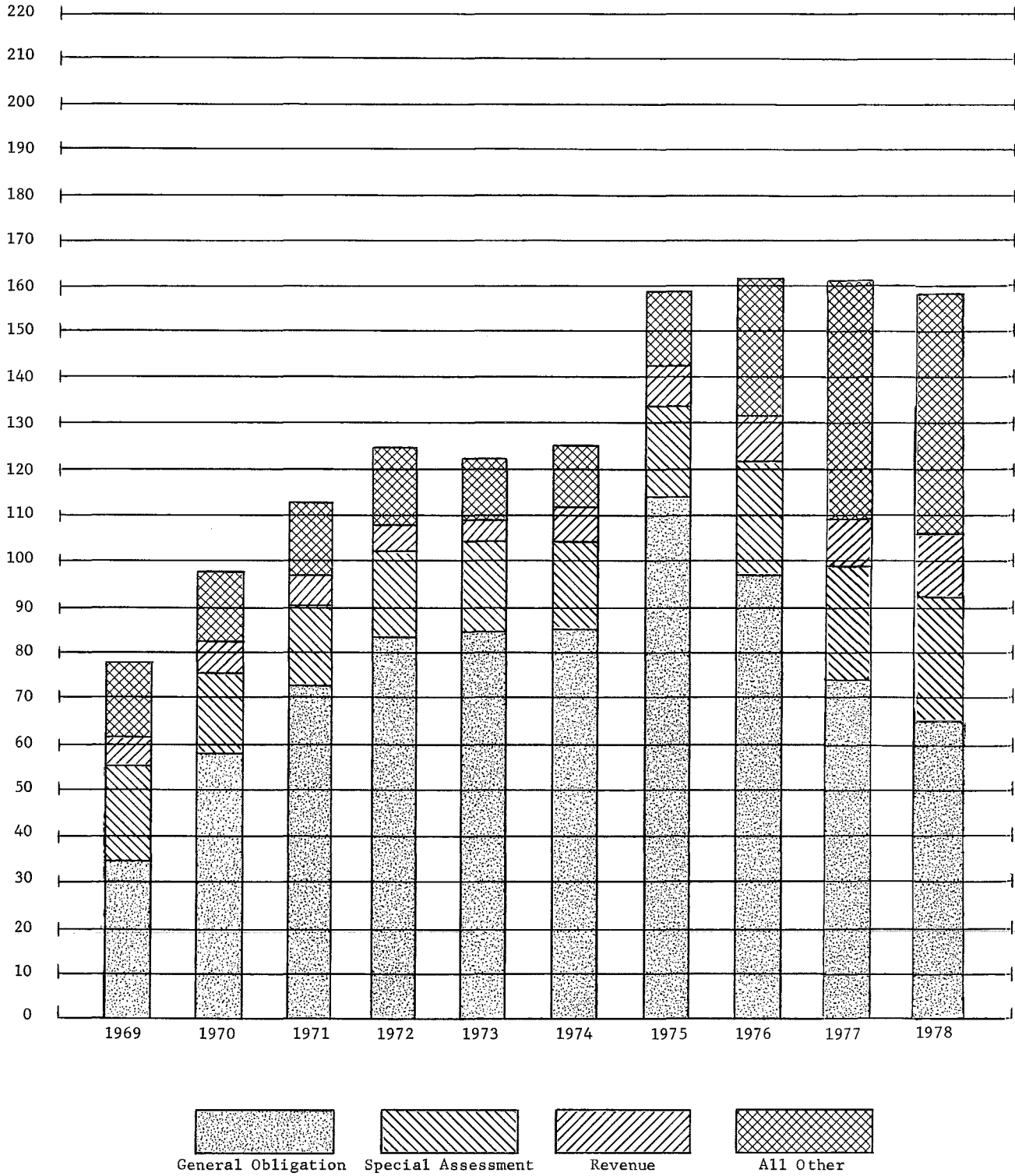


TABLE 10  
REVENUES, EXPENDITURES AND INDEBTEDNESS OF THE COUNTIES  
For the Years 1974, 1975, 1976, 1977 and 1978

| SOURCES OF REVENUE   | 1974           |       | 1975               |       | 1976               |       | 1977               |       | 1978               |       |
|--|----------------|-------|--------------------|-------|--------------------|-------|--------------------|-------|--------------------|-------|
|  | Amount         | %     | Amount             | %     | Amount             | %     | Amount             | %     | Amount             | %     |
| <b>GOVERNMENTAL FUND REVENUES</b>                                    |                |       |                    |       |                    |       |                    |       |                    |       |
| TAXES .....  | \$ 234,903,992 | 29.9  | \$ 274,417,407     | 34.7  | \$ 286,871,368     | 33.1  | \$ 317,299,866     | 32.5  | \$ 347,304,458     | 32.4  |
| SPECIAL ASSESSMENTS .....  | 4,773,832      | .6    | 4,409,829          | .6    | 5,702,492          | .6    | 6,691,384          | .7    | 6,343,186          | .6    |
| LICENSES AND PERMITS .....   | 4,551,487      | .6    | 3,531,255          | .4    | 1,912,719          | .2    | 2,502,001          | .2    | 3,209,091          | .3    |
| <b>INTERGOVERNMENTAL REVENUES</b>                                    |                |       |                    |       |                    |       |                    |       |                    |       |
| Federal Grants .....   | 46,071,568     | 5.9   | 48,675,881         | 6.2   | 67,178,585         | 7.8   | 85,032,773         | 8.7   | 83,614,197         | 7.8   |
| State General Support .....  | 91,649,949     | 11.7  | 98,671,251         | 12.5  | 92,422,437         | 10.7  | 103,488,079        | 10.6  | 105,061,718        | 9.8   |
| State Grants - Highways .....  | 67,150,602     | 8.5   | 64,678,064         | 8.2   | 76,664,701         | 8.8   | 97,298,548         | 10.0  | 115,587,663        | 10.8  |
| State Grants - Welfare .....   | 243,491,043    | 31.0  | 192,258,654        | 24.3  | 220,208,662        | 25.4  | 240,867,252        | 24.6  | 254,336,442        | 23.7  |
| State Grants - Other .....   | 20,692,411     | 2.6   | 34,254,666         | 4.3   | 33,411,163         | 3.9   | 34,949,312         | 3.6   | 37,071,752         | 3.5   |
| Other Local Units .....  | 5,420,554      | .7    | 5,419,040          | .7    | 9,271,369          | 1.1   | 4,829,288          | .5    | 6,002,026          | .5    |
| TOTAL INTERGOVERNMENTAL REVENUE .....                                | \$ 474,476,127 | 60.4  | \$ 443,957,556     | 56.2  | \$ 499,156,917     | 57.7  | \$ 566,465,252     | 58.0  | \$ 601,673,798     | 56.1  |
| CHARGES FOR SERVICES .....   | 20,922,538     | 2.7   | 23,484,288         | 3.0   | 33,104,248         | 3.8   | 38,542,655         | 3.9   | 47,114,746         | 4.4   |
| FINES AND FORFEITS .....   | 5,239,577      | .7    | 6,580,034          | .8    | 7,592,727          | .9    | 7,519,280          | .8    | 8,719,325          | .8    |
| <b>MISCELLANEOUS REVENUES</b>  |                |       |                    |       |                    |       |                    |       |                    |       |
| Interest Earnings .....  | 22,435,494     | 2.8   | 18,216,824         | 2.3   | 16,947,584         | 2.0   | 19,139,227         | 1.9   | 29,266,713         | 2.7   |
| All Other Revenues (1) .....   | 18,431,933     | 2.3   | 16,061,149         | 2.0   | 14,329,719         | 1.7   | 19,187,288         | 2.0   | 28,290,023         | 2.7   |
| TOTAL GOVERNMENTAL REVENUES .....                                    | \$ 785,734,980 | 100.0 | \$ 790,658,342     | 100.0 | \$ 865,617,774     | 100.0 | \$ 977,346,953     | 100.0 | \$1,071,921,340    | 100.0 |
| <b>EXPENDITURES BY FUNCTION</b>                                      |                |       |                    |       |                    |       |                    |       |                    |       |
| <b>GOVERNMENTAL FUND EXPENDITURES<br/>(Including Capital Outlay)</b> |                |       |                    |       |                    |       |                    |       |                    |       |
| GENERAL GOVERNMENT .....   | \$ 95,127,591  | 12.1  | \$ 111,482,078     | 13.5  | \$ 120,812,177     | 14.1  | \$ 133,017,855     | 14.0  | \$ 139,157,973     | 13.6  |
| PUBLIC SAFETY .....  | 48,690,522     | 6.2   | 63,968,618         | 7.7   | 69,782,444         | 8.2   | 84,314,022         | 8.9   | 89,916,304         | 8.8   |
| HIGHWAYS AND STREETS .....   | 157,611,820    | 20.1  | 158,729,302        | 19.2  | 167,592,324        | 19.6  | 188,426,360        | 19.8  | 223,933,633        | 21.9  |
| SANITATION .....   | 2,403,137      | .3    | 2,679,749          | .3    | 2,451,050          | .3    | 3,127,856          | .3    | 3,130,184          | .3    |
| HEALTH .....   | 21,141,882     | 2.7   | 27,295,395         | 3.3   | 34,091,320         | 4.0   | 40,357,732         | 4.2   | 38,104,304         | 3.7   |
| HOSPITALS .....  | 19,503,359     | 2.5   | 24,365,064         | 3.0   | 21,371,774         | 2.5   | 17,887,980         | 1.9   | 16,368,836         | 1.6   |
| WELFARE .....  | 361,624,990    | 46.2  | 363,629,838        | 44.0  | 341,645,858        | 40.0  | 385,256,528        | 40.5  | 415,404,957        | 40.6  |
| LIBRARIES .....  | 11,222,003     | 1.4   | 12,176,997         | 1.5   | 13,321,160         | 1.5   | 13,880,316         | 1.5   | 15,115,981         | 1.5   |
| RECREATION .....   | 14,070,314     | 1.8   | 21,440,638         | 2.6   | 19,628,270         | 2.3   | 15,612,884         | 1.6   | 15,452,966         | 1.5   |
| CONSERVATION OF NATURAL RESOURCES .....                              | 9,163,598      | 1.2   | 11,175,469         | 1.4   | 17,241,340         | 2.0   | 15,071,155         | 1.6   | 16,121,329         | 1.6   |
| MISCELLANEOUS .....  | 39,636,599     | 5.1   | 25,173,628         | 3.0   | 40,704,712         | 4.8   | 48,056,546         | 5.1   | 43,930,566         | 4.3   |
| INTEREST EXPENSE .....   | 3,406,507      | .4    | 4,224,436          | .5    | 5,649,554          | .7    | 5,463,704          | .6    | 5,554,910          | .6    |
| TOTAL GOVERNMENTAL EXPENDITURES ...                                  | \$ 783,602,322 | 100.0 | \$ 826,341,212     | 100.0 | \$ 854,291,983     | 100.0 | \$ 950,472,938     | 100.0 | \$1,022,191,943    | 100.0 |
| <b>SUMMARY OF BONDED DEBT TRANSACTIONS</b>                           |                |       |                    |       |                    |       |                    |       |                    |       |
| Outstanding January 1 .....  | \$ 122,020,714 | ...   | \$ 123,685,599 (2) | ...   | \$ 165,688,575 (3) | ...   | \$ 163,249,974 (4) | ...   | \$ 161,579,276 (4) | ...   |
| Issued .....   | 12,258,000     | ...   | 47,107,000         | ...   | 24,679,500         | ...   | 33,934,000         | ...   | 14,182,000         | ...   |
| Paid .....   | 10,223,130     | ...   | 10,928,356         | ...   | 28,210,759         | ...   | 36,009,698         | ...   | 16,735,632         | ...   |
| Outstanding December 31 .....  | \$ 124,055,584 | ...   | \$ 159,864,243     | ...   | \$ 162,157,316     | ...   | \$ 161,174,276     | ...   | \$ 159,025,644     | ...   |

NOTE: (1) Includes Welfare (Income from recoveries).  
(2) Overstated in previous year - Brown County escrow account \$370,000.  
(3) During 1976, Hennepin County Park Reserve District bonds totaling \$5,825,000 were determined to be obligations of Hennepin County.  
(4) Corrections and adjustments for debt not reported in previous years.

TABLE II  
CLASSIFICATION OF COUNTY RECEIPTS 19 78

| NAME OF COUNTY<br>POPULATION - 1970<br>TAXABLE VALUATION 1<br>TAX LEVIES 2 | Aitkin<br>11,403<br>43,918,837<br>1,136,180 | Anoka<br>154,556<br>616,796,848<br>14,205,684 | Becker<br>24,372<br>66,559,543<br>1,916,708 | Beltrami<br>26,373<br>46,576,482<br>1,934,767 | Benton<br>20,841<br>58,114,532<br>1,328,349 | Big Stone<br>7,941<br>25,287,232<br>918,433 | Blue Earth<br>52,322<br>186,171,215<br>4,945,284 | Brown<br>28,887<br>106,329,191<br>2,428,559 | Carlton<br>28,072<br>82,585,307<br>3,024,702 | Carver<br>28,310<br>115,271,730<br>3,638,433 |
|--|---|---|---|---|---|---|--|---|--|--|
| <b>RECEIPTS</b>  |   |   |   |   |   |   |  |   |  |  |
| <b>REVENUE RECEIPTS</b>  |   |   |   |   |   |   |  |   |  |  |
| PROPERTY TAXES . . . . .   | \$ 997,601                                  | \$ 12,078,936                                 | \$ 1,750,260                                | \$ 1,772,612                                  | \$ 1,077,586                                | \$ 822,829                                  | \$ 4,401,564                                     | \$ 2,035,792                                | \$ 2,648,469                                 | \$ 3,214,406                                 |
| SPECIAL ASSESSMENTS . . . . .  | -   | 4,955   | 1,137                                       | 5,336   | 1,763                                       | 22  | 121,289  | 314,298                                     | -  | 48,754                                       |
| LICENSES AND PERMITS . . . . .   | 44,177                                      | 56,517  | 34,278                                      | 27,803  | 18,194                                      | 4,705                                       | 31,372   | 5,465                                       | 18,299                                       | 7,165  |
| FINES AND FORFEITS . . . . .   | 64,489                                      | 386,521                                       | 76,693                                      | 99,740  | 62,156                                      | 28,710                                      | 124,731  | 74,904                                      | 137,368                                      | 81,751                                       |
| <b>INTERGOVERNMENTAL REVENUE</b>   |   |   |   |   |   |   |  |   |  |  |
| State General Support <sup>3</sup> . . . . .                               | 401,057                                     | 3,754,438                                     | 648,279                                     | 685,258                                       | 550,351                                     | 227,916                                     | 1,233,154  | 779,615                                     | 1,287,797                                    | 969,856                                      |
| State Grants - Highways <sup>4</sup> . . . . .                             | 1,234,975                                   | 2,111,251                                     | 1,004,311                                   | 1,334,715                                     | 581,424                                     | 271,184                                     | 2,118,811  | 1,264,960                                   | 936,635                                      | 1,172,514                                    |
| State Grants - Welfare . . . . .   | 995,865                                     | 9,769,407                                     | 1,828,381                                   | 3,172,521                                     | 752,828                                     | 375,261                                     | 2,592,418  | 916,567                                     | 2,349,799                                    | 1,340,838                                    |
| State Grants - Other . . . . .   | 470,668                                     | 1,808,611                                     | 302,392                                     | 157,063                                       | 39,733                                      | 32,235                                      | 174,668  | 138,756                                     | 166,033                                      | 409,461                                      |
| Federal Revenue Sharing . . . . .  | 324,980                                     | 1,606,252                                     | 462,739                                     | 439,115                                       | 275,855                                     | 125,370                                     | 584,868  | 345,520                                     | 517,512                                      | 424,547                                      |
| Federal Grants - Other . . . . .   | 163,882                                     | 4,199,527                                     | 164,462                                     | 356,618                                       | 245,355                                     | 39,043                                      | 283,337  | 50,237                                      | 117,181                                      | 554,665                                      |
| Grants from other Local Units . . . . .                                    | -   | 99,082  | 168,452                                     | -   | -   | 518   | -  | -   | 54,391                                       | 2,488,093                                    |
| <b>TOTAL INTERGOVERNMENTAL REVENUE . . . . .</b>                           | <b>\$ 3,591,427</b>                         | <b>\$ 23,348,568</b>                          | <b>\$ 4,579,016</b>                         | <b>\$ 6,145,290</b>                           | <b>\$ 2,445,546</b>                         | <b>\$ 1,071,527</b>                         | <b>\$ 6,987,256</b>                              | <b>\$ 3,495,655</b>                         | <b>\$ 5,429,348</b>                          | <b>\$ 7,359,974</b>                          |
| CHARGES FOR SERVICES . . . . .   | 180,441                                     | 2,002,753                                     | 568,114                                     | 426,239                                       | 96,751                                      | 101,287                                     | 661,466  | 174,624                                     | 468,548                                      | 590,629                                      |
| INTEREST EARNINGS . . . . .  | 60,927                                      | 935,610                                       | 141,240                                     | 198,354                                       | 119,727                                     | 17,747                                      | 440,424  | 160,869                                     | 251,672                                      | 343,713                                      |
| WELFARE (INCOME FROM RECOVERIES) . . . . .                                 | -   | 248,285                                       | 24,938                                      | 67,419  | 116,748                                     | 16,999                                      | -  | 24,247                                      | 13,304                                       | 28,881                                       |
| ALL OTHER REVENUE - UNCLASSIFIED . . . . .                                 | 7,784                                       | 801,263                                       | 52,599                                      | 118,794                                       | 15,409                                      | 21,172                                      | 84,269   | 26,231                                      | 431,914                                      | 46,242                                       |
| <b>TOTAL REVENUE RECEIPTS . . . . .</b>                                    | <b>\$ 4,946,846</b>                         | <b>\$ 39,863,408</b>                          | <b>\$ 7,228,275</b>                         | <b>\$ 8,861,587</b>                           | <b>\$ 3,953,880</b>                         | <b>\$ 2,084,998</b>                         | <b>\$ 12,852,371</b>                             | <b>\$ 6,312,085</b>                         | <b>\$ 9,398,922</b>                          | <b>\$ 11,721,515</b>                         |
| <b>NONREVENUE RECEIPTS</b>   |   |   |   |   |   |   |  |   |  |  |
| TOTAL BORROWING . . . . .  | -   | -   | -   | -   | -   | -   | 238,044  | -   | -  | 155,000                                      |
| REFUNDS AND REIMBURSEMENTS . . . . .                                       | -   | 1,477,213                                     | 216,983                                     | 350,746                                       | 90,238                                      | 79,595                                      | 16,434   | 36,948                                      | 427,322                                      | 818,681                                      |
| TRUST AND AGENCY RECEIPTS . . . . .  | 5,027,263                                   | 107,433,846                                   | 11,296,278                                  | 9,627,790                                     | 6,216,180                                   | 4,287,122                                   | 23,447,482                                       | 14,105,970                                  | 10,777,189                                   | 23,095,130                                   |
| SALE OF INVESTMENTS . . . . .  | -   | -   | 542,923                                     | -   | -   | -   | 412,150  | 202,000                                     | -  | 6,085,820                                    |
| <b>TOTAL NONREVENUE RECEIPTS . . . . .</b>                                 | <b>\$ 5,027,263</b>                         | <b>\$ 108,911,059</b>                         | <b>\$ 12,056,184</b>                        | <b>\$ 9,978,536</b>                           | <b>\$ 6,306,418</b>                         | <b>\$ 4,366,717</b>                         | <b>\$ 24,114,110</b>                             | <b>\$ 14,344,918</b>                        | <b>\$ 11,204,511</b>                         | <b>\$ 30,154,631</b>                         |
| <b>TOTAL RECEIPTS . . . . .</b>  | <b>\$ 9,974,109</b>                         | <b>\$ 148,774,467</b>                         | <b>\$ 19,284,459</b>                        | <b>\$ 18,840,123</b>                          | <b>\$ 10,260,298</b>                        | <b>\$ 6,451,715</b>                         | <b>\$ 36,966,481</b>                             | <b>\$ 20,657,003</b>                        | <b>\$ 20,603,433</b>                         | <b>\$ 41,876,146</b>                         |

**TABLE 12**  
**CLASSIFICATION OF COUNTY DISBURSEMENTS 1978**

| NAME OF COUNTY   | Aitkin       | Anoka          | Becker        | Beltrami      | Benton        | Big Stone    | Blue Earth    | Brown         | Carlton       | Carver        |
|--|--------------|----------------|---------------|---------------|---------------|--------------|---------------|---------------|---------------|---------------|
| <b>DISBURSEMENTS</b>   |              |                |               |               |               |              |               |               |               |               |
| <b>CURRENT EXPENSE</b>   |              |                |               |               |               |              |               |               |               |               |
| GENERAL GOVERNMENT <sup>1</sup> . . . . .                      | \$ 510,041   | \$ 5,311,219   | \$ 833,179    | \$ 988,510    | \$ 596,053    | \$ 256,247   | \$ 1,715,209  | \$ 700,186    | \$ 1,106,794  | \$ 1,351,352  |
| <b>PUBLIC SAFETY</b>   |              |                |               |               |               |              |               |               |               |               |
| Sheriff . . . . .  | 169,672      | 2,374,128      | 345,231       | 243,523       | 161,067       | 96,375       | 598,373       | 220,729       | 355,385       | 773,687       |
| Corrections . . . . .  | 15,844       | 1,437,410      | 114,484       | 149,783       | 55,257        | 12,439       | 446,318       | 59,245        | 120,209       | 141,660       |
| Other . . . . .  | 27,428       | 46,163         | 27,169        | 21,019        | 8,746         | 2,427        | 44,618        | 16,372        | 18,547        | 40,242        |
| <b>TOTAL PUBLIC SAFETY</b> . . . . .                           | \$ 212,944   | \$ 3,857,701   | \$ 486,884    | \$ 414,325    | \$ 225,070    | \$ 111,241   | \$ 1,089,309  | \$ 296,346    | \$ 494,141    | \$ 955,589    |
| <b>CONSERVATION OF NATURAL RESOURCES<sup>2</sup> . . . . .</b> |              |                |               |               |               |              |               |               |               |               |
|  | 51,517       | 154,010        | 101,119       | 52,551        | 57,445        | 58,937       | 275,612       | 201,842       | 107,566       | 216,901       |
| <b>HIGHWAYS</b>  |              |                |               |               |               |              |               |               |               |               |
| Administration . . . . .                                       | 77,658       | 287,241        | 47,645        | 59,138        | 45,700        | 32,727       | 368,357       | 62,948        | 95,781        | 69,059        |
| Operation and Maintenance . . . . .                            | 948,710      | 4,492,669      | 1,648,484     | 1,407,855     | 1,129,668     | 682,615      | 3,970,838     | 1,093,952     | 2,194,097     | 2,218,168     |
| <b>TOTAL HIGHWAYS</b> . . . . .                                | \$ 1,026,368 | \$ 4,779,910   | \$ 1,696,129  | \$ 1,466,993  | \$ 1,175,368  | \$ 715,342   | \$ 4,339,195  | \$ 1,156,900  | \$ 2,289,878  | \$ 2,287,227  |
| <b>SANITATION</b>  |              |                |               |               |               |              |               |               |               |               |
| CONSERVATION OF HEALTH . . . . .                               | 388,561      | 1,171,126      | 400,624       | 145,513       | 66,766        | 64,272       | 656,854       | 131,035       | 173,766       | 500,298       |
| CONTRIBUTIONS TO ENTERPRISE FUNDS . . . . .                    | -            | -              | -             | 41            | -             | -            | -             | -             | -             | -             |
| <b>WELFARE</b>   |              |                |               |               |               |              |               |               |               |               |
| Administration . . . . .                                       | 229,539      | 1,472,020      | 379,340       | 585,739       | 287,005       | 95,534       | 383,244       | 210,467       | 673,232       | 410,747       |
| General Relief . . . . .                                       | 142,516      | 2,027,291      | 357,218       | 535,394       | 134,963       | 56,015       | 561,631       | 217,598       | 355,784       | 205,177       |
| Aid to Families with<br>Dependent Children . . . . .           | 511,302      | 7,584,872      | 1,357,866     | 2,426,880     | 559,897       | 163,810      | 1,617,197     | 549,279       | 1,478,481     | 650,458       |
| Medical Assistance . . . . .                                   | 155,459      | 398,067        | 146,715       | 167,148       | 77,927        | 47,939       | 187,847       | 102,427       | 166,128       | 83,547        |
| Social Services . . . . .                                      | 410,355      | 2,315,916      | 482,735       | 561,309       | 241,333       | 233,567      | 695,612       | 417,033       | 618,526       | 577,489       |
| Other Welfare Costs . . . . .                                  | -            | 77,105         | 74,474        | 50,679        | 45,380        | 117,450      | 112,894       | 21,415        | 142,821       | 66,344        |
| <b>TOTAL WELFARE</b> . . . . .                                 | \$ 1,449,171 | \$ 13,875,271  | \$ 2,798,348  | \$ 4,327,149  | \$ 1,346,505  | \$ 714,315   | \$ 3,558,425  | \$ 1,518,219  | \$ 3,434,972  | \$ 1,993,762  |
| LIBRARIES . . . . .  | -            | 1,141,418      | 44,000        | 16,990        | 36,501        | -            | 127,435       | -             | 32,672        | 131,395       |
| PARKS AND RECREATION <sup>3</sup> . . . . .                    | 71,946       | 820,408        | 51,109        | 8,154         | 5,681         | 4,921        | 87,435        | 40,909        | 42,637        | 161,087       |
| OTHER CULTURE - RECREATION . . . . .                           | -            | 32,611         | 3,660         | 16,693        | 175           | 5,750        | -             | 27,742        | -             | -             |
| MISCELLANEOUS . . . . .  | 464,777      | 4,970,509      | 235,312       | 176,160       | 359,342       | 144,565      | 269,094       | 310,599       | 700,978       | 1,203,807     |
| INTEREST PAYMENTS . . . . .                                    | -            | 29,390         | 8,400         | 86,560        | -             | -            | 43,522        | 94,227        | -             | 38,948        |
| <b>TOTAL CURRENT EXPENSE</b> . . . . .                         | \$ 4,175,325 | \$ 36,143,573  | \$ 6,715,700  | \$ 7,699,639  | \$ 3,868,906  | \$ 2,075,990 | \$ 12,162,090 | \$ 4,478,005  | \$ 8,472,710  | \$ 8,840,366  |
| <b>CAPITAL OUTLAY</b>  |              |                |               |               |               |              |               |               |               |               |
| HIGHWAYS . . . . .   | 22,570       | 229,247        | 38,413        | 285,145       | 55,596        | 107,290      | 206,423       | 1,279,283     | 153,591       | 179,775       |
| GENERAL GOVERNMENT . . . . .                                   | 2,271        | 376,453        | 3,171         | 630,067       | 7,179         | 22,115       | 69,264        | 20,253        | 429,979       | 75,584        |
| ALL OTHER . . . . .  | 19,861       | 931,849        | 846,846       | 58,589        | 26,037        | 8,006        | 375,689       | 107,094       | 71,852        | 1,039,559     |
| <b>TOTAL CAPITAL OUTLAY</b> . . . . .                          | 44,702       | 1,537,549      | 888,430       | 973,801       | 88,812        | 137,411      | 651,376       | 1,406,630     | 655,422       | 1,294,918     |
| <b>TOTAL EXPENDITURES</b> . . . . .                            | \$ 4,220,027 | \$ 37,681,122  | \$ 7,604,130  | \$ 8,673,440  | \$ 3,957,718  | \$ 2,213,401 | \$ 12,813,466 | \$ 5,884,635  | \$ 9,128,132  | \$ 10,135,284 |
| <b>DISBURSEMENTS NOT CHARGEABLE AS EXPENDITURES</b>            |              |                |               |               |               |              |               |               |               |               |
| DEBT REDEMPTION - BONDS PAID . . . . .                         | -            | 20,000         | 100,000       | 200,000       | -             | -            | 210,000       | 211,000       | -             | 100,000       |
| REFUNDS AND REIMBURSEMENTS . . . . .                           | 164          | 1,171,699      | 47,550        | 343,828       | 1,880         | 10,395       | 4,314         | 164           | 130,559       | 592,068       |
| TRUST AND AGENCY PAYMENTS . . . . .                            | 4,962,305    | 107,894,392    | 11,235,160    | 9,679,869     | 6,212,747     | 4,278,521    | 23,311,133    | 14,055,136    | 8,117,765     | 23,051,941    |
| PURCHASE OF INVESTMENTS . . . . .                              | -            | -              | 400,000       | 762,156       | -             | -            | 452,150       | 100,000       | -             | 7,792,598     |
| <b>TOTAL DISBURSEMENTS</b> . . . . .                           | \$ 9,182,496 | \$ 146,767,213 | \$ 19,386,840 | \$ 19,659,293 | \$ 10,172,345 | \$ 6,502,317 | \$ 36,791,063 | \$ 20,250,935 | \$ 17,376,456 | \$ 41,671,891 |

TABLE I! (Continued)  
CLASSIFICATION OF COUNTY RECEIPTS 1978

| NAME OF COUNTY<br>POPULATION - 1970<br>TAXABLE VALUATION <sup>1</sup><br>TAX LEVIES <sup>2</sup> | Cass<br>17,323<br>62,958,303<br>2,447,303 | Chippewa<br>15,109<br>56,133,281<br>1,760,097 | Chisago<br>17,492<br>64,151,456<br>2,043,628 | Clay<br>46,585<br>134,184,621<br>2,815,456 | Clearwater<br>8,013<br>25,297,234<br>817,101 | Cook<br>3,423<br>19,833,143<br>676,304 | Cottonwood<br>14,887<br>76,670,183<br>1,518,829 | Crow Wing<br>34,826<br>133,637,968<br>3,344,876 | Dakota<br>139,808<br>725,701,341<br>13,141,702 | Dodge<br>13,037<br>56,869,406<br>1,230,653 |
|--|---|---|--|--|--|--|---|---|--|--|
| <b>RECEIPTS</b>  |   |   |  |  |  |  |   |   |  |  |
| <b>REVENUE RECEIPTS</b>  |   |   |  |  |  |  |   |   |  |  |
| PROPERTY TAXES . . . . .   | \$ 2,397,656                              | \$ 1,557,735                                  | \$ 1,648,021                                 | \$ 2,472,092                               | \$ 791,963                                   | \$ 542,087                             | \$ 1,329,499                                    | \$ 2,954,939                                    | \$ 11,619,300                                  | \$ 1,060,132                               |
| SPECIAL ASSESSMENTS . . . . .  | -   | 563,059                                       | 12,864                                       | 58,844                                     | 7,665  | -                                      | 30,999  | -   | 13,218   | 4,798                                      |
| LICENSES AND PERMITS . . . . .   | 50,329                                    | 3,131   | 7,557  | 78,763                                     | 7,373  | 11,191                                 | 5,582   | 44,029  | 65,790   | 2,598                                      |
| FINES AND FORFEITS . . . . .   | 101,125                                   | 34,700  | 70,485                                       | 169,747                                    | 29,885                                       | 20,882                                 | 26,774  | 72,202  | 378,523  | 25,268                                     |
| <b>INTERGOVERNMENTAL REVENUE</b>   |   |   |  |  |  |  |   |   |  |  |
| State General Support <sup>3</sup> . . . . .   | 585,958                                   | 459,052                                       | 647,417                                      | 1,009,509                                  | 223,050                                      | 474,728                                | 413,191   | 1,160,790                                       | 3,429,469                                      | 393,285                                    |
| State Grants - Highways <sup>4</sup> . . . . .   | 1,362,418                                 | 860,935                                       | 1,168,903                                    | 1,451,457                                  | 519,805                                      | 385,279                                | 586,750   | 748,614   | 2,372,101                                      | 990,686                                    |
| State Grants - Welfare . . . . .   | 2,201,725                                 | 646,971                                       | 999,363                                      | 1,822,909                                  | 1,051,588                                    | 260,887                                | 469,910   | 2,583,333                                       | 8,275,258                                      | 424,825                                    |
| State Grants - Other . . . . .   | 567,300                                   | 214,375                                       | 178,298                                      | 627,043                                    | 65,020                                       | 252,972                                | 131,711   | 380,022   | 1,100,802                                      | 6,167                                      |
| Federal Revenue Sharing . . . . .  | 502,465                                   | 234,995                                       | 485,470                                      | 337,402                                    | 222,566                                      | 61,284                                 | 154,604   | 752,173   | 1,257,003                                      | 151,206                                    |
| Federal Grants - Other . . . . .   | 297,108                                   | 43,394  | 656,469                                      | 76,127                                     | 142,291                                      | 14,221                                 | 45,912  | 104,108   | 479,028  | 25,109                                     |
| Grants from other Local Units . . . . .  | 228,183                                   | 174,735                                       | -  | 2,418                                      | -  | -                                      | -   | 56,330  | 206,383  | 116,314                                    |
| <b>TOTAL INTERGOVERNMENTAL REVENUE . . . . .</b>   | <b>\$ 5,745,157</b>                       | <b>\$ 2,634,457</b>                           | <b>\$ 4,135,920</b>                          | <b>\$ 5,326,865</b>                        | <b>\$ 2,224,320</b>                          | <b>\$ 1,449,371</b>                    | <b>\$ 1,802,078</b>                             | <b>\$ 5,785,370</b>                             | <b>\$ 17,120,044</b>                           | <b>\$ 2,107,592</b>                        |
| CHARGES FOR SERVICES . . . . .   | 421,671                                   | 147,730                                       | 291,151                                      | 1,420,967                                  | 311,973                                      | 88,702                                 | 122,797   | 221,022   | 1,153,325                                      | 176,901                                    |
| INTEREST EARNINGS . . . . .  | 205,355                                   | 135,197                                       | 148,123                                      | 219,353                                    | 79,610                                       | 50,095                                 | 76,141  | 258,677   | 1,497,756                                      | 79,270                                     |
| WELFARE (INCOME FROM RECOVERIES) . . . . .   | 27,995                                    | -   | 42,979                                       | 79,730                                     | 6,511  | 47,469                                 | 34,415  | 71,605  | 43,515   | 11,963                                     |
| ALL OTHER REVENUE - UNCLASSIFIED . . . . .   | 82,823                                    | 62,330  | 34,495                                       | 131,561                                    | 38,798                                       | 6,137                                  | 25,313  | 111,034   | 321,085  | 36,084                                     |
| <b>TOTAL REVENUE RECEIPTS . . . . .</b>  | <b>\$ 9,032,111</b>                       | <b>\$ 5,138,339</b>                           | <b>\$ 6,391,595</b>                          | <b>\$ 9,957,922</b>                        | <b>\$ 3,498,098</b>                          | <b>\$ 2,215,934</b>                    | <b>\$ 3,453,598</b>                             | <b>\$ 9,518,878</b>                             | <b>\$ 32,212,556</b>                           | <b>\$ 3,504,606</b>                        |
| <b>NONREVENUE RECEIPTS</b>   |   |   |  |  |  |  |   |   |  |  |
| TOTAL BORROWING . . . . .  | -   | -   | 1,332,464                                    | -  | -  | -                                      | -   | -   | -  | -  |
| REFUNDS AND REIMBURSEMENTS . . . . .   | 186,450                                   | 408,591                                       | 268,874                                      | 428,752                                    | 69,882                                       | 63,196                                 | 83,848  | 754,317   | 483,152  | 54,596                                     |
| TRUST AND AGENCY RECEIPTS . . . . .  | 11,931,894                                | 9,250,596                                     | 11,658,882                                   | 25,364,299                                 | 4,476,554                                    | 3,467,233                              | 10,141,514                                      | 19,066,601                                      | 147,244,993                                    | 7,847,785                                  |
| SALE OF INVESTMENTS . . . . .  | 968,464                                   | 1,675,990                                     | 1,271,050                                    | 601,000                                    | 190,251                                      | 50,000                                 | -   | -   | 188,900  | -  |
| <b>TOTAL NONREVENUE RECEIPTS . . . . .</b>   | <b>\$ 13,086,808</b>                      | <b>\$ 11,335,177</b>                          | <b>\$ 14,531,270</b>                         | <b>\$ 26,394,051</b>                       | <b>\$ 4,736,687</b>                          | <b>\$ 3,580,429</b>                    | <b>\$ 10,225,362</b>                            | <b>\$ 19,820,918</b>                            | <b>\$ 147,917,045</b>                          | <b>\$ 7,902,381</b>                        |
| <b>TOTAL RECEIPTS . . . . .</b>  | <b>\$ 22,118,919</b>                      | <b>\$ 16,473,516</b>                          | <b>\$ 20,922,865</b>                         | <b>\$ 36,351,973</b>                       | <b>\$ 8,234,785</b>                          | <b>\$ 5,796,363</b>                    | <b>\$ 13,678,960</b>                            | <b>\$ 29,339,796</b>                            | <b>\$ 180,129,601</b>                          | <b>\$ 11,406,987</b>                       |

**TABLE 12 (Continued)**  
**CLASSIFICATION OF COUNTY DISBURSEMENTS 1978**

| NAME OF COUNTY                                       | Cass                 | Chippewa             | Chisago              | Clay                 | Clearwater          | Cook                | Cottonwood           | Crow Wing            | Dakota                | Dodge                |
|--|----------------------|----------------------|----------------------|----------------------|---------------------|---------------------|----------------------|----------------------|-----------------------|----------------------|
| <b>DISBURSEMENTS</b>                                 |                      |                      |                      |                      |                     |                     |                      |                      |                       |                      |
| <b>CURRENT EXPENSE</b>                               |                      |                      |                      |                      |                     |                     |                      |                      |                       |                      |
| GENERAL GOVERNMENT <sup>1</sup> . . . . .            | \$ 1,039,730         | \$ 588,678           | \$ 734,778           | \$ 1,140,383         | \$ 388,023          | \$ 371,464          | \$ 437,074           | \$ 1,786,876         | \$ 3,714,003          | \$ 430,328           |
| <b>PUBLIC SAFETY</b>                                 |                      |                      |                      |                      |                     |                     |                      |                      |                       |                      |
| Sheriff . . . . .                                    | 334,164              | 114,038              | 416,510              | 328,325              | 116,334             | 95,028              | 111,253              | 417,327              | 1,285,145             | 231,403              |
| Corrections . . . . .                                | 76,358               | 227,917              | 63,374               | 415,052              | 28,804              | 44,021              | 25,943               | 18,476               | 271,905               | 9,190                |
| Other . . . . .                                      | 84,278               | 27,440               | 11,846               | 24,800               | 16,387              | 7,708               | 10,774               | 71,754               | 49,023                | 21,691               |
| <b>TOTAL PUBLIC SAFETY</b> . . . . .                 | <b>\$ 494,800</b>    | <b>\$ 369,395</b>    | <b>\$ 491,730</b>    | <b>\$ 768,177</b>    | <b>\$ 161,525</b>   | <b>\$ 146,757</b>   | <b>\$ 147,970</b>    | <b>\$ 507,557</b>    | <b>\$ 1,606,073</b>   | <b>\$ 262,284</b>    |
| <b>CONSERVATION OF NATURAL RESOURCES<sup>2</sup></b> |                      |                      |                      |                      |                     |                     |                      |                      |                       |                      |
|  | 108,609              | 634,536              | 102,769              | 232,386              | 56,507              | 22,296              | 140,686              | 153,824              | 172,122               | 77,541               |
| <b>HIGHWAYS</b>                                      |                      |                      |                      |                      |                     |                     |                      |                      |                       |                      |
| Administration . . . . .                             | 69,311               | 91,086               | 202,207              | 92,478               | 84,371              | 42,015              | 95,185               | 169,949              | 306,829               | 88,203               |
| Operation and Maintenance . . . . .                  | 1,971,020            | 1,512,404            | 1,554,593            | 2,728,031            | 584,088             | 568,413             | 891,823              | 2,218,609            | 5,021,289             | 1,283,788            |
| <b>TOTAL HIGHWAYS</b> . . . . .                      | <b>\$ 2,040,331</b>  | <b>\$ 1,603,490</b>  | <b>\$ 1,756,800</b>  | <b>\$ 2,820,509</b>  | <b>\$ 668,459</b>   | <b>\$ 610,428</b>   | <b>\$ 987,008</b>    | <b>\$ 2,388,558</b>  | <b>\$ 5,328,118</b>   | <b>\$ 1,371,991</b>  |
| <b>SANITATION</b>                                    |                      |                      |                      |                      |                     |                     |                      |                      |                       |                      |
|  | 30,406               | -                    | 973                  | 88,429               | -                   | 70,771              | 1,495                | -                    | -                     | 2,400                |
| <b>CONSERVATION OF HEALTH</b>                        |                      |                      |                      |                      |                     |                     |                      |                      |                       |                      |
|  | 418,729              | 73,177               | 193,606              | 333,611              | 182,691             | 17,186              | 76,543               | 378,282              | 1,327,830             | 87,787               |
| <b>CONTRIBUTIONS TO ENTERPRISE FUNDS</b>             |                      |                      |                      |                      |                     |                     |                      |                      |                       |                      |
|  | -                    | 95,990               | 79,259               | -                    | 19,642              | 72,684              | -                    | -                    | -                     | 85,662               |
| <b>WELFARE</b>                                       |                      |                      |                      |                      |                     |                     |                      |                      |                       |                      |
| Administration . . . . .                             | 486,386              | 217,543              | 225,640              | 524,182              | 206,732             | 100,942             | 185,631              | 660,676              | 1,419,533             | 143,684              |
| General Relief . . . . .                             | 220,983              | 223,346              | 148,491              | 369,412              | 128,740             | 49,938              | 126,854              | 499,034              | 2,902,881             | 141,574              |
| Aid to Families with<br>Dependent Children . . . . . | 1,447,332            | 276,699              | 700,628              | 1,212,443            | 637,537             | 128,794             | 296,259              | 1,549,102            | 5,668,040             | 252,173              |
| Medical Assistance . . . . .                         | 119,818              | 65,751               | 85,459               | 152,403              | 68,366              | 13,729              | 63,139               | 163,474              | 408,634               | 52,597               |
| Social Services . . . . .                            | 826,333              | 255,598              | 402,222              | 433,615              | 321,311             | 151,293             | 206,501              | 631,149              | 1,733,446             | 150,269              |
| Other Welfare Costs . . . . .                        | 60,999               | 26,886               | 28,340               | 81,256               | 36,970              | 9,744               | 20,006               | 41,845               | 77,068                | 27,882               |
| <b>TOTAL WELFARE</b> . . . . .                       | <b>\$ 3,161,851</b>  | <b>\$ 1,065,823</b>  | <b>\$ 1,590,780</b>  | <b>\$ 2,773,311</b>  | <b>\$ 1,399,656</b> | <b>\$ 454,440</b>   | <b>\$ 898,390</b>    | <b>\$ 3,545,280</b>  | <b>\$ 12,209,602</b>  | <b>\$ 768,179</b>    |
| <b>LIBRARIES</b>                                     |                      |                      |                      |                      |                     |                     |                      |                      |                       |                      |
|  | 43,123               | 131,301              | 43,503               | 55,510               | -                   | 12,479              | -                    | 38,990               | 855,184               | -                    |
| <b>PARKS AND RECREATION<sup>3</sup></b>              |                      |                      |                      |                      |                     |                     |                      |                      |                       |                      |
|  | 55,789               | 19,551               | 21,405               | 20,135               | 16,550              | 972                 | 37,880               | -                    | 460,049               | 150                  |
| <b>OTHER CULTURE - RECREATION</b>                    |                      |                      |                      |                      |                     |                     |                      |                      |                       |                      |
|  | -                    | -                    | -                    | 18,767               | -                   | 11,000              | 5,500                | -                    | 54,900                | -                    |
| <b>MISCELLANEOUS</b>                                 |                      |                      |                      |                      |                     |                     |                      |                      |                       |                      |
|  | 522,842              | 196,515              | 514,576              | 436,166              | 176,999             | 153,006             | 273,722              | 198,573              | 1,889,520             | 175,332              |
| <b>INTEREST PAYMENTS</b>                             |                      |                      |                      |                      |                     |                     |                      |                      |                       |                      |
|  | 18,900               | 180,448              | 4,779                | 34,110               | 44,806              | 24,944              | -                    | 10,713               | 1,650                 | -                    |
| <b>TOTAL CURRENT EXPENSE</b> . . . . .               | <b>\$ 7,935,110</b>  | <b>\$ 4,958,904</b>  | <b>\$ 5,534,958</b>  | <b>\$ 8,721,494</b>  | <b>\$ 3,114,858</b> | <b>\$ 1,968,427</b> | <b>\$ 3,006,268</b>  | <b>\$ 9,008,653</b>  | <b>\$ 27,619,051</b>  | <b>\$ 3,261,654</b>  |
| <b>CAPITAL OUTLAY</b>                                |                      |                      |                      |                      |                     |                     |                      |                      |                       |                      |
| HIGHWAYS . . . . .                                   | 374,027              | 50,999               | 75,222               | 73,861               | 418,176             | 335,240             | 64,510               | 205,332              | 216,316               | 34,343               |
| GENERAL GOVERNMENT . . . . .                         | 10,920               | 15,582               | 479,703              | 20,463               | 2,658               | 20,439              | 161,627              | 161,516              | 157,305               | 49,552               |
| ALL OTHER . . . . .                                  | 89,197               | 12,739               | 188,419              | 20,261               | 8,022               | 59,708              | 77,537               | 746,879              | 1,359,076             | 15,339               |
| <b>TOTAL CAPITAL OUTLAY</b> . . . . .                | <b>474,144</b>       | <b>79,320</b>        | <b>743,344</b>       | <b>114,585</b>       | <b>428,856</b>      | <b>415,387</b>      | <b>303,674</b>       | <b>1,113,727</b>     | <b>1,732,697</b>      | <b>99,234</b>        |
| <b>TOTAL EXPENDITURES</b> . . . . .                  | <b>\$ 8,409,254</b>  | <b>\$ 5,038,224</b>  | <b>\$ 6,278,302</b>  | <b>\$ 8,836,079</b>  | <b>\$ 3,543,714</b> | <b>\$ 2,383,814</b> | <b>\$ 3,309,942</b>  | <b>\$ 10,122,380</b> | <b>\$ 29,351,748</b>  | <b>\$ 3,360,888</b>  |
| <b>DISBURSEMENTS NOT CHARGEABLE AS EXPENDITURES</b>  |                      |                      |                      |                      |                     |                     |                      |                      |                       |                      |
| DEBT REDEMPTION - BONDS PAID . . . . .               | 140,000              | 340,000              | 40,000               | 230,000              | 110,000             | 10,000              | -                    | 10,000               | 20,000                | -                    |
| REFUNDS AND REIMBURSEMENTS . . . . .                 | 177,341              | 191,049              | 178,032              | 256,958              | 61,019              | 16,144              | 48,536               | 245,839              | 1,033,384             | 36,944               |
| TRUST AND AGENCY PAYMENTS . . . . .                  | 12,093,144           | 9,259,095            | 11,653,413           | 25,302,407           | 4,441,157           | 3,450,210           | 10,134,999           | 18,805,336           | 146,520,705           | 7,939,996            |
| PURCHASE OF INVESTMENTS . . . . .                    | 877,125              | 1,559,277            | 2,600,674            | 1,150,000            | 141,451             | 73,266              | -                    | -                    | 168,600               | 84,900               |
| <b>TOTAL DISBURSEMENTS</b> . . . . .                 | <b>\$ 21,696,864</b> | <b>\$ 16,387,645</b> | <b>\$ 20,750,421</b> | <b>\$ 35,775,444</b> | <b>\$ 8,297,341</b> | <b>\$ 5,933,434</b> | <b>\$ 13,493,477</b> | <b>\$ 29,183,555</b> | <b>\$ 177,094,437</b> | <b>\$ 11,422,728</b> |

TABLE II (Continued)  
CLASSIFICATION OF COUNTY RECEIPTS 1978

| NAME OF COUNTY<br>POPULATION - 1970<br>TAXABLE VALUATION 1<br>TAX LEVIES 2 | Douglas<br>22,892<br>75,498,483<br>1,848,808 | Faribault<br>20,896<br>98,175,088<br>1,936,013 | Fillmore<br>21,916<br>74,801,159<br>1,522,354 | Freeborn<br>38,064<br>147,893,827<br>3,327,971 | Goodhue<br>34,763<br>267,621,893<br>2,926,427 | Grant<br>7,462<br>31,052,845<br>787,500 | Hennepin<br>960,080<br>4,341,307,420<br>128,526,272 | Houston<br>17,556<br>44,895,051<br>1,206,196 | Hubbard<br>10,583<br>39,103,424<br>1,353,761 | Isanti<br>16,560<br>53,113,412<br>1,815,959 |
|--|--|--|---|--|---|---|---|--|--|---|
| <b>RECEIPTS</b>  |  |  |   |  |   |   |   |  |  |   |
| <b>REVENUE RECEIPTS</b>  |  |  |   |  |   |   |   |  |  |   |
| PROPERTY TAXES . . . . .   | \$ 1,621,765                                 | \$ 1,738,737                                   | \$ 1,300,075                                  | \$ 3,016,781                                   | \$ 2,680,422                                  | \$ 720,507                              | \$ 110,102,755                                      | \$ 936,513                                   | \$ 1,302,151                                 | \$ 1,393,823                                |
| SPECIAL ASSESSMENTS . . . . .  | 15,516                                       | 129,853  | -   | 438,036  | 31,174  | 15,514                                  | -   | -  | -  | 467   |
| LICENSES AND PERMITS . . . . .   | 77,913                                       | 2,780  | 31,912  | 12,060   | 26,037  | 1,190                                   | 1,003,301   | 16,094                                       | 27,257                                       | 65,124                                      |
| FINES AND FORFEITS . . . . .   | 65,135                                       | 55,034   | 68,213  | 166,442  | 56,084  | 17,484                                  | 525,415   | 35,148                                       | 42,938                                       | 65,184                                      |
| <b>INTERGOVERNMENTAL REVENUE</b>   |  |  |   |  |   |   |   |  |  |   |
| State General Support <sup>3</sup> . . . . .                               | 656,588                                      | 547,697  | 621,570                                       | 979,988  | 776,315                                       | 227,019                                 | 18,932,987  | 522,338                                      | 319,940                                      | 630,049                                     |
| State Grants - Highways <sup>4</sup> . . . . .                             | 1,132,263                                    | 2,072,514                                      | 1,981,678                                     | 1,676,160                                      | 1,783,205                                     | 760,184                                 | 4,389,694   | 1,807,929                                    | 824,199                                      | 1,209,114                                   |
| State Grants - Welfare . . . . .   | 1,007,933                                    | -  | 476,575                                       | 1,485,408                                      | 1,060,299                                     | 188,594                                 | 83,593,986  | 553,065                                      | 915,090                                      | 1,021,756                                   |
| State Grants - Other . . . . .   | 17,236                                       | 89,465   | 61,602  | 137,512  | 169,372                                       | 32,780                                  | 8,556,053   | 163,160                                      | 199,173                                      | 177,971                                     |
| Federal Revenue Sharing . . . . .  | 355,812                                      | 209,004  | 248,322                                       | 382,756  | 409,144                                       | 91,055                                  | 10,138,769  | 165,825                                      | 358,156                                      | 257,126                                     |
| Federal Grants - Other . . . . .   | 18,666                                       | 144,348  | 4,029   | 277,276  | 316,595                                       | 12,095                                  | 12,875,243  | 34,760                                       | 53,374                                       | 93,680                                      |
| Grants from other Local Units . . . . .                                    | -  | -  | -   | -  | 16,403  | 400                                     | 680,093   | -  | -  | -   |
| <b>TOTAL INTERGOVERNMENTAL REVENUE . . . . .</b>                           | <b>\$ 3,188,498</b>                          | <b>\$ 3,063,028</b>                            | <b>\$ 3,393,776</b>                           | <b>\$ 4,939,100</b>                            | <b>\$ 4,531,333</b>                           | <b>\$ 1,312,127</b>                     | <b>\$ 139,166,825</b>                               | <b>\$ 3,247,077</b>                          | <b>\$ 2,669,932</b>                          | <b>\$ 3,389,696</b>                         |
| CHARGES FOR SERVICES . . . . .   | 440,828                                      | 201,391  | 327,357                                       | 251,319  | 425,153                                       | 134,738                                 | 9,529,950   | 234,142                                      | 163,928                                      | 110,412                                     |
| INTEREST EARNINGS . . . . .  | 169,252                                      | 154,047  | 129,891                                       | 143,375  | 300,980                                       | 23,840                                  | 7,164,732   | 72,576                                       | 83,594                                       | 152,153                                     |
| WELFARE (INCOME FROM RECOVERIES) . . . . .                                 | -  | -  | 7,591   | 20,409   | 12,849  | 4,114                                   | -   | -  | 9,920  | 55,797                                      |
| ALL OTHER REVENUE - UNCLASSIFIED . . . . .                                 | 247,457                                      | 29,330   | 31,585  | 54,524   | 26,507  | 14,667                                  | 12,217,134  | 68,099                                       | 58,416                                       | 368,909                                     |
| <b>TOTAL REVENUE RECEIPTS . . . . .</b>                                    | <b>\$ 5,826,364</b>                          | <b>\$ 5,374,200</b>                            | <b>\$ 5,290,400</b>                           | <b>\$ 9,042,046</b>                            | <b>\$ 8,090,539</b>                           | <b>\$ 2,244,181</b>                     | <b>\$ 279,710,112</b>                               | <b>\$ 4,609,649</b>                          | <b>\$ 4,358,136</b>                          | <b>\$ 5,601,565</b>                         |
| <b>NONREVENUE RECEIPTS</b>   |  |  |   |  |   |   |   |  |  |   |
| TOTAL BORROWING . . . . .  | -  | -  | -   | 320,000  | -   | -                                       | -   | -  | -  | -   |
| REFUNDS AND REIMBURSEMENTS . . . . .                                       | 230,735                                      | 223,667  | 86,702  | 356,143  | 229,046                                       | 39,840                                  | -   | 121,311                                      | 120,045                                      | 273,501                                     |
| TRUST AND AGENCY RECEIPTS . . . . .  | 13,996,624                                   | 11,937,683                                     | 6,244,632                                     | 14,115,090                                     | 31,676,991                                    | 4,008,983                               | 519,497,953   | 6,966,877                                    | 6,326,167                                    | 8,533,148                                   |
| SALE OF INVESTMENTS . . . . .  | -  | -  | 7,466,620                                     | 635,640  | 833,066                                       | -                                       | -   | 1,394,990                                    | 37,174                                       | -   |
| <b>TOTAL NONREVENUE RECEIPTS . . . . .</b>                                 | <b>\$ 14,227,359</b>                         | <b>\$ 12,161,350</b>                           | <b>\$ 13,797,954</b>                          | <b>\$ 15,426,873</b>                           | <b>\$ 32,739,103</b>                          | <b>\$ 4,048,823</b>                     | <b>\$ 519,497,953</b>                               | <b>\$ 8,483,178</b>                          | <b>\$ 6,483,386</b>                          | <b>\$ 8,806,649</b>                         |
| <b>TOTAL RECEIPTS . . . . .</b>  | <b>\$ 20,053,723</b>                         | <b>\$ 17,535,550</b>                           | <b>\$ 19,088,354</b>                          | <b>\$ 24,468,919</b>                           | <b>\$ 40,829,642</b>                          | <b>\$ 6,293,004</b>                     | <b>\$ 799,208,065</b>                               | <b>\$ 13,092,827</b>                         | <b>\$ 10,841,522</b>                         | <b>\$ 14,408,214</b>                        |

**TABLE 12 (Continued)**  
**CLASSIFICATION OF COUNTY DISBURSEMENTS 1978**

| NAME OF COUNTY  | Douglas       | Faribault     | Filmore       | Freeborn      | Goodhue      | Grant        | Hennepin      | Houston      | Hubbard      | Isanti        |
|---|---------------|---------------|---------------|---------------|--------------|--------------|---------------|--------------|--------------|---------------|
| <b>DISBURSEMENTS</b>  |               |               |               |               |              |              |               |              |              |               |
| <b>CURRENT EXPENSE</b>  |               |               |               |               |              |              |               |              |              |               |
| GENERAL GOVERNMENT <sup>1</sup> . . . . .                       | \$ 724,893    | \$ 673,966    | \$ 599,509    | \$ 1,361,511  | \$ 958,524   | \$ 240,902   | \$ 33,897,062 | \$ 637,714   | \$ 652,498   | \$ 619,627    |
| <b>PUBLIC SAFETY</b>  |               |               |               |               |              |              |               |              |              |               |
| Sheriff . . . . .   | 206,983       | 141,928       | 196,233       | 448,454       | 491,926      | 92,403       | 5,307,730     | 138,212      | 150,210      | 276,996       |
| Corrections . . . . .   | 91,506        | 57,622        | 96,196        | 203,548       | 42,302       | 11,400       | 17,250,316    | 11,958       | 16,742       | 90,252        |
| Other . . . . .   | 21,427        | 18,268        | 10,250        | 24,253        | 27,208       | 4,802        | 144,902       | 10,176       | 21,363       | 11,724        |
| <b>TOTAL PUBLIC SAFETY</b> . . . . .                            | \$ 319,916    | \$ 217,818    | \$ 302,679    | \$ 676,255    | \$ 561,436   | \$ 108,605   | \$ 22,702,948 | \$ 160,346   | \$ 188,315   | \$ 378,972    |
| <b>CONSERVATION OF NATURAL RESOURCES</b> <sup>2</sup> . . . . . | 71,831        | 424,973       | 79,457        | 262,136       | 105,489      | 68,312       | -             | 87,537       | 68,068       | 82,449        |
| <b>HIGHWAYS</b>   |               |               |               |               |              |              |               |              |              |               |
| Administration . . . . .  | 87,805        | 79,223        | 284,822       | 509,258       | 192,501      | 60,937       | 2,318,414     | 41,166       | 109,848      | 66,904        |
| Operation and Maintenance . . . . .                             | 1,557,337     | 2,802,414     | 2,463,468     | 681,470       | 2,834,045    | 825,185      | 9,434,160     | 1,932,346    | 932,546      | 1,259,385     |
| <b>TOTAL HIGHWAYS</b> . . . . .                                 | \$ 1,645,142  | \$ 2,881,637  | \$ 2,748,290  | \$ 1,190,728  | \$ 3,026,546 | \$ 886,122   | \$ 11,752,574 | \$ 1,973,512 | \$ 1,042,394 | \$ 1,326,289  |
| <b>SANITATION</b> . . . . .                                     | -             | -             | -             | -             | -            | -            | -             | 19,014       | -            | 1,567         |
| <b>CONSERVATION OF HEALTH</b> . . . . .                         | 148,085       | -             | 108,219       | 164,035       | 290,680      | -            | 6,779,721     | 81,015       | 148,698      | 40,356        |
| <b>CONTRIBUTIONS TO ENTERPRISE FUNDS</b> . . . . .              | -             | -             | -             | -             | -            | 27,332       | 9,156,543     | -            | 96,051       | -             |
| <b>WELFARE</b>  |               |               |               |               |              |              |               |              |              |               |
| Administration . . . . .  | 273,208       | -             | 137,358       | 1,107,079     | 266,056      | 92,528       | 43,753,560    | 161,113      | 235,259      | 250,744       |
| General Relief . . . . .  | 306,940       | -             | 120,543       | 211,507       | 218,283      | 31,082       | 23,624,115    | 162,820      | 140,861      | 266,895       |
| Aid to Families with<br>Dependent Children . . . . .            | 717,194       | -             | 308,284       | 914,631       | 711,535      | 103,377      | 54,766,114    | 341,261      | 678,292      | 693,930       |
| Medical Assistance . . . . .                                    | 117,085       | -             | 98,722        | 190,922       | 141,105      | 33,559       | 6,803,739     | 59,858       | 76,001       | 77,258        |
| Social Services . . . . .                                       | 351,575       | -             | 156,892       | -             | 369,208      | 78,304       | 10,558,874    | 188,389      | 194,542      | 605,417       |
| Other Welfare Costs . . . . .                                   | 66,112        | 413,669       | 23,984        | 123,336       | 15,112       | 6,663        | -             | 31,777       | 26,435       | 34,149        |
| <b>TOTAL WELFARE</b> . . . . .                                  | \$ 1,832,114  | \$ 413,669(4) | \$ 845,783    | \$ 2,547,475  | \$ 1,721,299 | \$ 345,513   | \$139,506,402 | \$ 945,218   | \$ 1,351,390 | \$ 1,928,393  |
| <b>LIBRARIES</b> . . . . .                                      | 25,000        | 62,689        | -             | -             | 22,957       | 17,593       | 5,954,521     | -            | -            | 43,114        |
| <b>PARKS AND RECREATION</b> <sup>3</sup> . . . . .              | 40,037        | 46,178        | -             | 164,649       | 82,178       | 16,133       | 539,836       | 10,275       | 36,451       | 48,043        |
| <b>OTHER CULTURE - RECREATION</b> . . . . .                     | -             | -             | -             | -             | 10,945       | -            | -             | -            | -            | -             |
| <b>MISCELLANEOUS</b> . . . . .                                  | 683,269       | 284,345       | 184,303       | 207,440       | 410,432      | 113,346      | 2,833,129     | 158,690      | 191,840      | 287,020       |
| <b>INTEREST PAYMENTS</b> . . . . .                              | 13,791        | 49,047        | 27,418        | 143,317       | 15,246       | -            | 1,353,484     | -            | 7,125        | 332,528       |
| <b>TOTAL CURRENT EXPENSE</b> . . . . .                          | \$ 5,504,078  | \$ 5,054,322  | \$ 4,895,658  | \$ 6,717,546  | \$ 7,205,732 | \$ 1,823,858 | \$234,476,220 | \$ 4,073,321 | \$ 3,782,830 | \$ 5,088,358  |
| <b>CAPITAL OUTLAY</b>   |               |               |               |               |              |              |               |              |              |               |
| HIGHWAYS . . . . .  | 146,189       | 96,394        | 39,604        | 1,915,389     | 135,338      | 92,387       | 6,304,165     | 80,822       | 69,008       | 67,437        |
| GENERAL GOVERNMENT . . . . .                                    | 9,498         | 2,937         | 12,216        | 112,544       | 194,438      | 9,572        | 1,905,289     | 266,005      | 23,184       | 5,215         |
| ALL OTHER . . . . .   | 650,381       | 137,563       | 14,151        | 429,804       | 41,616       | 46,001       | 5,525,642     | 24,198       | 34,221       | 71,716        |
| <b>TOTAL CAPITAL OUTLAY</b> . . . . .                           | 806,068       | 236,894       | 65,971        | 2,457,737     | 371,392      | 147,960      | 13,735,096    | 371,025      | 126,413      | 144,368       |
| <b>TOTAL EXPENDITURES</b> . . . . .                             | \$ 6,310,146  | \$ 5,291,216  | \$ 4,961,629  | \$ 9,175,283  | \$ 7,577,124 | \$ 1,971,818 | \$248,211,316 | \$ 4,444,346 | \$ 3,909,243 | \$ 5,232,726  |
| <b>DISBURSEMENTS NOT CHARGEABLE AS EXPENDITURES</b>             |               |               |               |               |              |              |               |              |              |               |
| DEBT REDEMPTION - BONDS PAID . . . . .                          | 60,000        | 190,000       | 110,000       | 253,000       | 14,000       | -            | 2,170,000     | -            | 50,000       | 30,000        |
| REFUNDS AND REIMBURSEMENTS . . . . .                            | 67,205        | 6,000         | 65,422        | -             | 131,545      | 22,723       | -             | -            | 83,211       | 4,858         |
| TRUST AND AGENCY PAYMENTS . . . . .                             | 13,167,857    | 12,057,658    | 6,300,351     | 21,618,339    | 31,839,914   | 4,004,757    | 540,552,804   | 7,001,110    | 6,221,063    | 8,510,285     |
| PURCHASE OF INVESTMENTS . . . . .                               | -             | -             | 7,611,599     | 394,876       | 1,033,249    | -            | -             | 1,689,105    | 200,000      | -             |
| <b>TOTAL DISBURSEMENTS</b> . . . . .                            | \$ 19,605,208 | \$ 17,544,874 | \$ 19,049,001 | \$ 31,441,498 | \$40,595,832 | \$ 5,999,298 | \$790,934,120 | \$13,134,561 | \$10,463,517 | \$ 13,777,869 |



TABLE 11 (Continued)  
CLASSIFICATION OF COUNTY RECEIPTS 1978

| NAME OF COUNTY<br>POPULATION - 1970<br>TAXABLE VALUATION <sup>1</sup><br>TAX LEVIES <sup>2</sup> | Itasca<br>35,530<br>158,751,820<br>5,837,241 | Jackson<br>14,352<br>84,979,836<br>1,509,512 | Kanabec<br>9,775<br>22,829,364<br>1,062,022 | Kandiyohi<br>30,548<br>106,393,570<br>3,084,569 | Kittson<br>6,853<br>39,177,029<br>861,895 | Koochiching<br>17,131<br>38,653,242<br>1,560,509 | Lac qui Parle<br>11,164<br>52,217,371<br>779,082 | Lake<br>13,351<br>27,513,997<br>1,271,970 | Lake of<br>the Woods<br>3,987<br>7,584,084<br>433,505 | Le Sueur<br>21,332<br>67,513,121<br>2,289,756 |
|--|--|--|---|---|---|--|--|---|---|---|
| <b>RECEIPTS</b>  |  |  |   |   |   |  |  |   |   |   |
| <b>REVENUE RECEIPTS</b>  |  |  |   |   |   |  |  |   |   |   |
| PROPERTY TAXES . . . . .   | \$ 5,222,400                                 | \$ 1,352,040                                 | \$ 858,996                                  | \$ 2,562,906                                    | \$ 837,221                                | \$ 1,690,855                                     | \$ 690,976                                       | \$ 1,075,360                              | \$ 530,724  | \$ 1,942,192                                  |
| SPECIAL ASSESSMENTS . . . . .  | -  | 45,743                                       | 230   | 573,218   | 93,682                                    | 25,527   | 193,483  | -   | 10,363  | 119,800                                       |
| LICENSES AND PERMITS . . . . .   | 58,610                                       | 8,403  | 12,495                                      | 39,435  | 1,155                                     | 12,096   | 3,968  | 7,221                                     | 8,668   | 29,183  |
| FINES AND FORFEITS . . . . .   | 137,762                                      | 35,954                                       | 35,808                                      | 107,496   | 24,937                                    | 68,869   | 19,788   | 42,978                                    | 25,086  | 35,457  |
| <b>INTERGOVERNMENTAL REVENUE</b>   |  |  |   |   |   |  |  |   |   |   |
| State General Support <sup>3</sup> . . . . .   | 2,496,249                                    | 393,754                                      | 433,686                                     | 1,018,070                                       | 163,432                                   | 1,117,284  | 281,677  | 1,805,915                                 | 186,247   | 718,569                                       |
| State Grants - Highways <sup>4</sup> . . . . .   | 2,184,324                                    | 1,364,111                                    | 600,872                                     | 1,631,101                                       | 1,080,938                                 | 1,421,654  | 1,173,278  | 809,138                                   | 959,398   | 1,262,609                                     |
| State Grants - Welfare . . . . .   | 3,399,647                                    | 535,890                                      | 740,554                                     | 1,310,186                                       | 229,615                                   | 1,579,005  | 203,150  | 781,846                                   | 177,736   | 731,156                                       |
| State Grants - Other . . . . .   | 327,970                                      | 222,494                                      | 31,166                                      | 179,528   | 35,174                                    | 307,494  | 26,770   | 324,809                                   | 110,375   | 180,353                                       |
| Federal Revenue Sharing . . . . .  | 978,218                                      | 164,485                                      | 187,078                                     | 434,690   | 97,478                                    | 320,800  | 133,327  | 185,087                                   | 115,634   | 323,037                                       |
| Federal Grants - Other . . . . .   | 708,993                                      | 39,964                                       | 73,861                                      | 60,995  | 39,800                                    | 86,823   | 1,926  | 474,905                                   | 179,946   | 103,249                                       |
| Grants from other Local Units . . . . .  | -  | 39,142                                       | 434   | 5,419   | -   | -  | -  | -   | 1,000   | -   |
| <b>TOTAL INTERGOVERNMENTAL<br/>REVENUE . . . . .</b>   | <b>\$ 10,095,401</b>                         | <b>\$ 2,759,840</b>                          | <b>\$ 2,067,651</b>                         | <b>\$ 4,639,989</b>                             | <b>\$ 1,646,437</b>                       | <b>\$ 4,833,060</b>                              | <b>\$ 1,820,128</b>                              | <b>\$ 4,381,700</b>                       | <b>\$ 1,730,336</b>                                   | <b>\$ 3,318,973</b>                           |
| CHARGES FOR SERVICES . . . . .   | 1,177,060                                    | 301,745                                      | 69,473                                      | 911,062   | 171,644                                   | 157,115  | 120,872  | 125,766                                   | 65,266  | 190,698                                       |
| INTEREST EARNINGS . . . . .  | 497,625                                      | 70,442                                       | 110,398                                     | 302,458   | 111,983                                   | 139,448  | 155,116  | 125,721                                   | 57,552  | 80,766  |
| WELFARE (INCOME FROM RECOVERIES) . . . . .   | 35,044                                       | 3,934  | 12,120                                      | 37,500  | 7,016                                     | 37,458   | 5,977  | 33,673                                    | 1,015   | 4,020   |
| ALL OTHER REVENUE - UNCLASSIFIED . . . . .   | 130,677                                      | 71,954                                       | 9,249                                       | 76,785  | 30,567                                    | 6,073  | 20,308   | 59,201                                    | 64,818  | 54,308  |
| <b>TOTAL REVENUE RECEIPTS . . . . .</b>  | <b>\$ 17,354,579</b>                         | <b>\$ 4,650,055</b>                          | <b>\$ 3,176,420</b>                         | <b>\$ 9,250,849</b>                             | <b>\$ 2,924,642</b>                       | <b>\$ 6,970,501</b>                              | <b>\$ 3,030,616</b>                              | <b>\$ 5,851,620</b>                       | <b>\$ 2,493,828</b>                                   | <b>\$ 5,775,397</b>                           |
| <b>NONREVENUE RECEIPTS</b>   |  |  |   |   |   |  |  |   |   |   |
| TOTAL BORROWING . . . . .  | -  | -  | -   | 95,000  | -   | 53,000   | 330,290  | -   | 325,000   | -   |
| REFUNDS AND REIMBURSEMENTS . . . . .   | 693,406                                      | 87,062                                       | 66,875                                      | 627,172   | 46,674                                    | 320,194  | 79,344   | 279,853                                   | 89,730  | 205,848                                       |
| TRUST AND AGENCY RECEIPTS . . . . .  | 31,562,254                                   | 9,730,895                                    | 4,981,021                                   | 18,229,504                                      | 5,866,534                                 | 10,007,023                                       | 8,270,298  | 4,405,812                                 | 2,359,461   | 7,465,858                                     |
| SALE OF INVESTMENTS . . . . .  | -  | 300,000                                      | -   | 939,840   | 20,000                                    | 10,000   | 1,034,396  | 24,989                                    | -   | 300,000                                       |
| <b>TOTAL NONREVENUE RECEIPTS . . . . .</b>   | <b>\$ 32,255,660</b>                         | <b>\$ 10,117,957</b>                         | <b>\$ 5,047,896</b>                         | <b>\$ 19,891,516</b>                            | <b>\$ 5,933,208</b>                       | <b>\$ 10,390,217</b>                             | <b>\$ 9,714,328</b>                              | <b>\$ 4,710,654</b>                       | <b>\$ 2,774,191</b>                                   | <b>\$ 7,971,706</b>                           |
| <b>TOTAL RECEIPTS . . . . .</b>  | <b>\$ 49,610,239</b>                         | <b>\$ 14,768,012</b>                         | <b>\$ 8,224,316</b>                         | <b>\$ 29,142,365</b>                            | <b>\$ 8,857,850</b>                       | <b>\$ 17,360,718</b>                             | <b>\$ 12,744,944</b>                             | <b>\$ 10,562,274</b>                      | <b>\$ 5,268,019</b>                                   | <b>\$ 13,747,103</b>                          |

TABLE 12 (Continued)  
CLASSIFICATION OF COUNTY DISBURSEMENTS 19 78

| NAME OF COUNTY   | Itasca               | Jackson             | Kanabec             | Kandiyohi           | Kittson             | Koochiching          | Lac qui Parle       | Lake                | Lake of the Woods   | Le Sueur             |
|--|----------------------|---------------------|---------------------|---------------------|---------------------|----------------------|---------------------|---------------------|---------------------|----------------------|
| <b>DISBURSEMENTS</b>   |                      |                     |                     |                     |                     |                      |                     |                     |                     |                      |
| <b>CURRENT EXPENSE</b>   |                      |                     |                     |                     |                     |                      |                     |                     |                     |                      |
| GENERAL GOVERNMENT <sup>1</sup> . . . . .                      | \$ 1,585,371         | \$ 480,803          | \$ 431,436          | \$ 941,868          | \$ 402,521          | \$ 622,173           | \$ 348,899          | \$ 621,222          | \$ 310,332          | \$ 738,342           |
| <b>PUBLIC SAFETY</b>   |                      |                     |                     |                     |                     |                      |                     |                     |                     |                      |
| Sheriff . . . . .  | 571,570              | 146,779             | 135,424             | 284,405             | 108,724             | 267,980              | 84,610              | 323,797             | 101,309             | 188,559              |
| Corrections . . . . .  | 135,311              | 26,473              | 20,216              | 236,801             | 14,850              | 49,676               | 31,478              | 116,340             | 5,746               | 72,438               |
| Other . . . . .  | 126,933              | 33,164              | 6,850               | 38,439              | 20,655              | 16,700               | 4,201               | 61,555              | 8,473               | 13,362               |
| <b>TOTAL PUBLIC SAFETY . . . . .</b>                           | <b>\$ 833,814</b>    | <b>\$ 206,416</b>   | <b>\$ 162,490</b>   | <b>\$ 559,645</b>   | <b>\$ 144,229</b>   | <b>\$ 334,356</b>    | <b>\$ 120,289</b>   | <b>\$ 501,692</b>   | <b>\$ 115,528</b>   | <b>\$ 274,359</b>    |
| <b>CONSERVATION OF NATURAL RESOURCES<sup>2</sup> . . . . .</b> |                      |                     |                     |                     |                     |                      |                     |                     |                     |                      |
|  | 135,933              | 118,643             | 35,495              | 880,502             | 97,634              | 47,242               | 295,833             | 32,827              | 39,372              | 169,415              |
| <b>HIGHWAYS</b>  |                      |                     |                     |                     |                     |                      |                     |                     |                     |                      |
| Administration . . . . .                                       | 254,244              | 45,349              | 43,367              | 88,220              | 43,815              | 88,187               | 42,455              | 84,525              | 55,491              | 128,368              |
| Operation and Maintenance . . . . .                            | 3,164,685            | 1,853,495           | 1,003,532           | 3,050,605           | 832,819             | 1,663,319            | 2,076,386           | 1,625,123           | 1,299,892           | 1,896,331            |
| <b>TOTAL HIGHWAYS . . . . .</b>                                | <b>\$ 3,418,929</b>  | <b>\$ 1,898,844</b> | <b>\$ 1,046,899</b> | <b>\$ 3,138,825</b> | <b>\$ 876,634</b>   | <b>\$ 1,751,506</b>  | <b>\$ 2,118,841</b> | <b>\$ 1,709,648</b> | <b>\$ 1,355,383</b> | <b>\$ 2,024,699</b>  |
| <b>SANITATION . . . . .</b>                                    |                      |                     |                     |                     |                     |                      |                     |                     |                     |                      |
|  | 236,769              | 12,679              | 2,500               | 93,540              | 21,507              | 88,162               | 433                 | 76,828              | 14,078              | -                    |
| <b>CONSERVATION OF HEALTH . . . . .</b>                        |                      |                     |                     |                     |                     |                      |                     |                     |                     |                      |
|  | 368,136              | 198,397             | -                   | 216,285             | 48,408              | 125,944              | 47,831              | 97,036              | 34,671              | 189,661              |
| <b>CONTRIBUTIONS TO ENTERPRISE FUNDS . . . . .</b>             |                      |                     |                     |                     |                     |                      |                     |                     |                     |                      |
|  | 341,238              | -                   | 61,112              | -                   | -                   | -                    | -                   | -                   | -                   | -                    |
| <b>WELFARE</b>   |                      |                     |                     |                     |                     |                      |                     |                     |                     |                      |
| Administration . . . . .                                       | 2,066,724            | 158,173             | 184,714             | 400,541             | 106,122             | 442,116              | 81,406              | 210,793             | 106,522             | 176,594              |
| General Relief . . . . .                                       | 628,772              | 157,503             | 181,408             | 294,195             | 52,087              | 342,145              | 64,500              | 150,540             | 22,328              | 185,153              |
| Aid to Families with<br>Dependent Children . . . . .           | 2,694,932            | 293,256             | 426,283             | 991,514             | 99,209              | 956,687              | 86,870              | 350,646             | 91,362              | 505,607              |
| Medical Assistance . . . . .                                   | 207,947              | 57,795              | 58,247              | 132,874             | 46,451              | 96,722               | 51,539              | 23,276              | 23,694              | 94,246               |
| Social Services . . . . .                                      | -                    | 225,828             | 303,876             | 570,688             | 99,512              | 428,474              | 85,110              | 274,206             | 35,038              | 283,748              |
| Other Welfare Costs . . . . .                                  | 155,795              | 20,795              | 25,314              | 65,675              | 16,531              | 43,281               | 15,155              | 87,530              | 1,688               | 18,792               |
| <b>TOTAL WELFARE . . . . .</b>                                 | <b>\$ 5,754,170</b>  | <b>\$ 913,350</b>   | <b>\$ 1,179,842</b> | <b>\$ 2,455,487</b> | <b>\$ 419,912</b>   | <b>\$ 2,309,425</b>  | <b>\$ 384,580</b>   | <b>\$ 1,096,991</b> | <b>\$ 280,632</b>   | <b>\$ 1,264,140</b>  |
| <b>LIBRARIES . . . . .</b>                                     |                      |                     |                     |                     |                     |                      |                     |                     |                     |                      |
|  | 33,198               | -                   | 22,414              | 51,331              | 13,059              | 18,245               | -                   | 15,545              | 5,665               | 89,077               |
| <b>PARKS AND RECREATION<sup>3</sup> . . . . .</b>              |                      |                     |                     |                     |                     |                      |                     |                     |                     |                      |
|  | 14,000               | 129,961             | 5,517               | 105,723             | 200                 | 78,116               | 3,889               | 127,505             | 3,195               | 17,335               |
| <b>OTHER CULTURE - RECREATION . . . . .</b>                    |                      |                     |                     |                     |                     |                      |                     |                     |                     |                      |
|  | 12,777               | -                   | -                   | 190                 | 18,000              | -                    | 3,550               | -                   | 37,546              | 30,767               |
| <b>MISCELLANEOUS . . . . .</b>                                 |                      |                     |                     |                     |                     |                      |                     |                     |                     |                      |
|  | 733,200              | 151,292             | 54,751              | 480,250             | 164,917             | 538,437              | 58,840              | 624,635             | 104,718             | 319,702              |
| <b>INTEREST PAYMENTS . . . . .</b>                             |                      |                     |                     |                     |                     |                      |                     |                     |                     |                      |
|  | -                    | 7,874               | -                   | 192,663             | 35,673              | 42,105               | 53,068              | 39,182              | 901                 | 32,187               |
| <b>TOTAL CURRENT EXPENSE . . . . .</b>                         | <b>\$ 13,467,535</b> | <b>\$ 4,118,259</b> | <b>\$ 3,002,456</b> | <b>\$ 9,116,309</b> | <b>\$ 2,242,694</b> | <b>\$ 5,955,711</b>  | <b>\$ 3,436,053</b> | <b>\$ 4,943,111</b> | <b>\$ 2,302,021</b> | <b>\$ 5,149,684</b>  |
| <b>CAPITAL OUTLAY</b>  |                      |                     |                     |                     |                     |                      |                     |                     |                     |                      |
| <b>HIGHWAYS . . . . .</b>                                      |                      |                     |                     |                     |                     |                      |                     |                     |                     |                      |
|  | 2,158,577            | 76,558              | 192,772             | 87,996              | 70,336              | 226,537              | 21,819              | 78,451              | 64,616              | 167,424              |
| <b>GENERAL GOVERNMENT . . . . .</b>                            |                      |                     |                     |                     |                     |                      |                     |                     |                     |                      |
|  | 374,164              | 7,524               | 52,073              | 329,341             | 10,117              | 8,548                | 8,016               | 46,098              | 20,047              | 7,366                |
| <b>ALL OTHER . . . . .</b>                                     |                      |                     |                     |                     |                     |                      |                     |                     |                     |                      |
|  | 99,860               | 29,133              | 26,515              | 138,980             | 28,303              | 426,707              | 6,522               | 87,588              | 165,762             | 105,056              |
| <b>TOTAL CAPITAL OUTLAY . . . . .</b>                          | <b>2,632,601</b>     | <b>113,215</b>      | <b>271,360</b>      | <b>556,317</b>      | <b>108,756</b>      | <b>661,792</b>       | <b>36,357</b>       | <b>212,137</b>      | <b>250,425</b>      | <b>279,846</b>       |
| <b>TOTAL EXPENDITURES . . . . .</b>                            | <b>\$ 16,100,136</b> | <b>\$ 4,231,474</b> | <b>\$ 3,273,816</b> | <b>\$ 9,672,626</b> | <b>\$ 2,351,450</b> | <b>\$ 6,617,503</b>  | <b>\$ 3,472,410</b> | <b>\$ 5,155,248</b> | <b>\$ 2,552,446</b> | <b>\$ 5,429,530</b>  |
| <b>DISBURSEMENTS NOT CHARGEABLE AS EXPENDITURES</b>            |                      |                     |                     |                     |                     |                      |                     |                     |                     |                      |
| <b>DEBT REDEMPTION - BONDS PAID . . . . .</b>                  |                      |                     |                     |                     |                     |                      |                     |                     |                     |                      |
|  | -                    | 11,000              | -                   | 272,000             | 31,000              | 200,000              | 225,000             | 70,000              | 5,953               | 63,000               |
| <b>REFUNDS AND REIMBURSEMENTS . . . . .</b>                    |                      |                     |                     |                     |                     |                      |                     |                     |                     |                      |
|  | 552,360              | 52,957              | 51,554              | 348,831             | 26,195              | 165,802              | 25,755              | 106,201             | 19,478              | 167,055              |
| <b>TRUST AND AGENCY PAYMENTS . . . . .</b>                     |                      |                     |                     |                     |                     |                      |                     |                     |                     |                      |
|  | 31,537,817           | 9,764,088           | 4,950,483           | 18,224,788          | 5,826,670           | 9,833,239            | 8,182,081           | 4,742,951           | 2,346,884           | 7,464,883            |
| <b>PURCHASE OF INVESTMENTS . . . . .</b>                       |                      |                     |                     |                     |                     |                      |                     |                     |                     |                      |
|  | 103,000              | 310,355             | -                   | 678,265             | 30,000              | -                    | 866,585             | 14,312              | 261,800             | 300,000              |
| <b>TOTAL DISBURSEMENTS . . . . .</b>                           | <b>\$ 48,293,313</b> | <b>\$14,369,874</b> | <b>\$ 8,275,853</b> | <b>\$29,196,510</b> | <b>\$ 8,265,315</b> | <b>\$ 16,816,544</b> | <b>\$12,771,831</b> | <b>\$10,088,712</b> | <b>\$ 5,186,561</b> | <b>\$ 13,424,468</b> |

TABLE II (Continued)  
CLASSIFICATION OF COUNTY RECEIPTS 1978

| NAME OF COUNTY<br>POPULATION - 1970<br>TAXABLE VALUATION 1<br>TAX LEVIES 2 | Lincoln<br>8,143<br>31,272,412<br>709,258 | Lyon<br>24,273<br>87,781,069<br>1,774,308 | McLeod<br>26,662<br>95,446,917<br>2,321,670 | Mahnomen<br>5,638<br>13,374,677<br>633,291 | Marshall<br>13,060<br>50,059,478<br>1,014,706 | Martin<br>24,316<br>120,618,552<br>2,271,247 | Meeker<br>18,810<br>63,775,209<br>1,594,479 | Mille Lacs<br>15,703<br>42,727,056<br>1,160,740 | Morrison<br>26,949<br>61,502,080<br>2,199,575 | Mower<br>43,783<br>148,770,503<br>3,490,652 |
|--|---|---|---|--|---|--|---|---|---|---|
| <b>RECEIPTS</b>  |   |   |   |  |   |  |   |   |   |   |
| <b>REVENUE RECEIPTS</b>  |   |   |   |  |   |  |   |   |   |   |
| PROPERTY TAXES . . . . .   | \$ 610,156                                | \$ 1,560,286                              | \$ 1,981,926                                | \$ 555,362                                 | \$ 997,922                                    | \$ 2,000,875                                 | \$ 1,346,590                                | \$ 950,856                                      | \$ 1,847,152                                  | \$ 2,884,054                                |
| SPECIAL ASSESSMENTS . . . . .  | 16,816                                    | 91,541                                    | 21,147                                      | 13,537                                     | 315,960                                       | 201,452                                      | 90,452                                      | 2,601   | -   | 32,545                                      |
| LICENSES AND PERMITS . . . . .   | 4,209                                     | 4,374                                     | 34,626                                      | 3,060                                      | 3,463   | 3,521  | 1,935                                       | 21,372  | 28,763  | 6,815                                       |
| FINES AND FORFEITS . . . . .   | 20,681                                    | 57,141                                    | 99,009                                      | 14,411                                     | 27,293  | 88,227                                       | 29,514                                      | 71,854  | 81,934  | 62,736                                      |
| <b>INTERGOVERNMENTAL REVENUE</b>   |   |   |   |  |   |  |   |   |   |   |
| State General Support <sup>3</sup> . . . . .                               | 243,186                                   | 606,963                                   | 812,590                                     | 194,141                                    | 241,221                                       | 588,467                                      | 607,978                                     | 497,372   | 879,625                                       | 1,171,707                                   |
| State Grants - Highways <sup>4</sup> . . . . .                             | 610,887                                   | 1,221,920                                 | 531,261                                     | 638,753                                    | 1,417,940                                     | 1,973,420                                    | 671,375                                     | 961,949   | 1,257,916                                     | 1,921,816                                   |
| State Grants - Welfare . . . . .   | 12,200                                    | 1,508,551                                 | 897,383                                     | 431,312                                    | 483,125                                       | 46,623                                       | 603,348                                     | 1,113,842                                       | 1,441,917                                     | 1,690,688                                   |
| State Grants - Other . . . . .   | 127,616                                   | 105,456                                   | 205,637                                     | 32,128                                     | 122,436                                       | 61,306                                       | 29,611                                      | 145,330   | 81,655  | 193,771                                     |
| Federal Revenue Sharing . . . . .  | 189,733                                   | 275,572                                   | 213,307                                     | 103,783                                    | 194,296                                       | 206,388                                      | 251,843                                     | 381,139   | 499,954                                       | 468,851                                     |
| Federal Grants - Other . . . . .   | 10,661                                    | 295,644                                   | -   | 101,236                                    | 195,775                                       | -  | 34,896                                      | 130,927   | 102,450                                       | 227,444                                     |
| Grants from other Local Units . . . . .                                    | -   | -   | 653   | -  | 415   | -  | -   | 293   | -   | -   |
| <b>TOTAL INTERGOVERNMENTAL REVENUE . . . . .</b>                           | <b>\$ 1,194,283</b>                       | <b>\$ 4,014,106</b>                       | <b>\$ 2,660,831</b>                         | <b>\$ 1,501,353</b>                        | <b>\$ 2,655,208</b>                           | <b>\$ 2,876,204</b>                          | <b>\$ 2,199,051</b>                         | <b>\$ 3,230,852</b>                             | <b>\$ 4,263,517</b>                           | <b>\$ 5,674,277</b>                         |
| CHARGES FOR SERVICES . . . . .   | 85,135                                    | 758,244                                   | 200,760                                     | 81,613                                     | 381,425                                       | 228,057                                      | 380,073                                     | 261,357   | 273,092                                       | 342,232                                     |
| INTEREST EARNINGS . . . . .  | 53,975                                    | 249,355                                   | 198,204                                     | 30,416                                     | 147,461                                       | 180,951                                      | 141,167                                     | 141,371   | 180,638                                       | 218,697                                     |
| WELFARE (INCOME FROM RECOVERIES) . . . . .                                 | -   | 40,651                                    | -   | 21,300                                     | 8,575   | -  | 6,100                                       | 74,701  | 69,893  | -   |
| ALL OTHER REVENUE - UNCLASSIFIED . . . . .                                 | 24,292                                    | 25,824                                    | 68,277                                      | 32,525                                     | 9,383   | 44,352                                       | 78,884                                      | 14,706  | 138,289                                       | 121,765                                     |
| <b>TOTAL REVENUE RECEIPTS . . . . .</b>                                    | <b>\$ 2,009,547</b>                       | <b>\$ 6,801,522</b>                       | <b>\$ 5,264,780</b>                         | <b>\$ 2,253,577</b>                        | <b>\$ 4,546,690</b>                           | <b>\$ 5,623,639</b>                          | <b>\$ 4,273,766</b>                         | <b>\$ 4,769,670</b>                             | <b>\$ 6,883,278</b>                           | <b>\$ 9,343,121</b>                         |
| <b>NONREVENUE RECEIPTS</b>   |   |   |   |  |   |  |   |   |   |   |
| TOTAL BORROWING . . . . .  | -   | -   | -   | -  | -   | -  | 575,892                                     | -   | -   | 281,208                                     |
| REFUNDS AND REIMBURSEMENTS . . . . .                                       | 85,480                                    | 307,213                                   | 237,406                                     | 32,600                                     | 162,154                                       | 330,395                                      | 89,755                                      | 355,138   | 344,176                                       | 11,582                                      |
| TRUST AND AGENCY RECEIPTS . . . . .  | 4,403,175                                 | 15,230,486                                | 6,654,573                                   | 2,440,374                                  | 8,687,381                                     | 10,001,197                                   | 6,639,255                                   | 7,460,684                                       | 12,517,984                                    | 12,486,555                                  |
| SALE OF INVESTMENTS . . . . .  | 135,000                                   | 2,463,147                                 | 588,580                                     | -  | -   | -  | -   | -   | -   | 61,817                                      |
| <b>TOTAL NONREVENUE RECEIPTS . . . . .</b>                                 | <b>\$ 4,623,655</b>                       | <b>\$ 18,000,846</b>                      | <b>\$ 7,480,559</b>                         | <b>\$ 2,472,974</b>                        | <b>\$ 8,849,535</b>                           | <b>\$ 10,331,592</b>                         | <b>\$ 7,304,902</b>                         | <b>\$ 7,815,822</b>                             | <b>\$ 12,862,160</b>                          | <b>\$ 12,841,162</b>                        |
| <b>TOTAL RECEIPTS . . . . .</b>  | <b>\$ 6,633,202</b>                       | <b>\$ 24,802,368</b>                      | <b>\$ 12,745,339</b>                        | <b>\$ 4,726,551</b>                        | <b>\$ 13,396,225</b>                          | <b>\$ 15,955,231</b>                         | <b>\$ 11,578,668</b>                        | <b>\$ 12,585,492</b>                            | <b>\$ 19,745,438</b>                          | <b>\$ 22,184,283</b>                        |

TABLE 12 (Continued)  
CLASSIFICATION OF COUNTY DISBURSEMENTS 1978

| NAME OF COUNTY                                       | Lincoln      | Lyon            | McLeod        | Mahnomen     | Marshall      | Martin        | Meeker        | Mille Lacs    | Morrison      | Mower         |
|--|--------------|-----------------|---------------|--------------|---------------|---------------|---------------|---------------|---------------|---------------|
| <b>DISBURSEMENTS</b>                                 |              |                 |               |              |               |               |               |               |               |               |
| <b>CURRENT EXPENSE</b>                               |              |                 |               |              |               |               |               |               |               |               |
| GENERAL GOVERNMENT <sup>1</sup> . . . . .            | \$ 304,948   | \$ 657,224      | \$ 863,579    | \$ 344,673   | \$ 430,200    | \$ 771,644    | \$ 628,319    | \$ 667,012    | \$ 752,006    | \$ 1,122,499  |
| <b>PUBLIC SAFETY</b>                                 |              |                 |               |              |               |               |               |               |               |               |
| Sheriff . . . . .                                    | 92,975       | 167,120         | 189,233       | 68,064       | 202,325       | 222,180       | 264,436       | 218,093       | 224,387       | 428,002       |
| Corrections . . . . .                                | 17,818       | 56,479          | 60,180        | 15,068       | 16,365        | 100,127       | -             | 93,832        | 90,250        | 239,708       |
| Other . . . . .                                      | 4,758        | 22,476          | 8,558         | 3,045        | 6,584         | 4,803         | 49,058        | 19,248        | 29,455        | 18,270        |
| <b>TOTAL PUBLIC SAFETY</b> . . . . .                 | \$ 115,551   | \$ 246,075      | \$ 257,971    | \$ 86,177    | \$ 225,274    | \$ 327,110    | \$ 313,494    | \$ 331,173    | \$ 344,092    | \$ 685,980    |
| <b>CONSERVATION OF NATURAL RESOURCES<sup>2</sup></b> |              |                 |               |              |               |               |               |               |               |               |
|  | 68,820       | 129,405         | 112,939       | 46,561       | 196,343       | 408,848       | 213,328       | 45,035        | 65,705        | 237,484       |
| <b>HIGHWAYS</b>                                      |              |                 |               |              |               |               |               |               |               |               |
| Administration . . . . .                             | 42,390       | 54,599          | 134,454       | 29,744       | 71,658        | 106,829       | 44,462        | 74,368        | 105,937       | 66,136        |
| Operation and Maintenance . . . . .                  | 1,012,975    | 1,559,639       | 976,259       | 984,692      | 1,925,920     | 2,857,762     | 1,568,359     | 1,584,291     | 2,344,934     | 2,837,538     |
| <b>TOTAL HIGHWAYS</b> . . . . .                      | \$ 1,055,365 | \$ 1,614,238    | \$ 1,110,713  | \$ 1,014,436 | \$ 1,997,578  | \$ 2,964,591  | \$ 1,612,821  | \$ 1,658,659  | \$ 2,450,871  | \$ 2,903,674  |
| <b>SANITATION</b>                                    |              |                 |               |              |               |               |               |               |               |               |
| CONSERVATION OF HEALTH . . . . .                     | -            | -               | -             | -            | 1,278         | -             | 5,766         | 1,025         | -             | 29,977        |
| CONTRIBUTIONS TO ENTERPRISE FUNDS . . . . .          | 40,208       | 140,913         | 94,274        | 22,454       | 260,072       | 16,197        | 98,074        | 239,274       | 102,576       | 338,494       |
| <b>WELFARE</b>                                       |              |                 |               |              |               |               |               |               |               |               |
| Administration . . . . .                             | 30,000       | 423,501         | 227,670       | 109,825      | 133,278       | -             | 171,872       | 314,684       | 369,048       | 405,481       |
| General Relief . . . . .                             | -            | 459,085         | 267,134       | 92,922       | 92,247        | -             | 203,826       | 220,896       | 272,983       | 539,131       |
| Aid to Families with<br>Dependent Children . . . . . | -            | 845,370         | 549,525       | 260,806      | 248,009       | -             | 412,380       | 792,377       | 989,928       | 1,013,350     |
| Medical Assistance . . . . .                         | -            | 157,296         | 98,566        | 33,970       | 53,106        | -             | 77,602        | 99,012        | 157,038       | 131,159       |
| Social Services . . . . .                            | -            | 615,860         | 254,272       | 136,234      | 163,872       | -             | 152,680       | 460,586       | 452,809       | 569,397       |
| Other Welfare Costs . . . . .                        | 214,214      | 31,188          | 39,274        | 11,065       | 32,163        | 514,330       | 47,498        | 31,545        | 50,328        | 51,114        |
| <b>TOTAL WELFARE</b> . . . . .                       | \$ 244,214   | \$ 2,532,300(5) | \$ 1,436,441  | \$ 644,822   | \$ 722,675    | \$ 514,330(4) | \$ 1,065,858  | \$ 1,919,100  | \$ 2,292,134  | \$ 2,709,632  |
| <b>LIBRARIES</b>                                     |              |                 |               |              |               |               |               |               |               |               |
|  | -            | 83,458          | -             | 1,000        | 17,061        | 155,341       | 35,564        | 36,034        | 30,790        | 90,078        |
| <b>PARKS AND RECREATION<sup>3</sup></b>              |              |                 |               |              |               |               |               |               |               |               |
|  | 68,618       | 50,476          | 95,466        | 150          | 14,815        | 7,832         | 26,473        | -             | 10,937        | 4,125         |
| <b>OTHER CULTURE - RECREATION</b>                    |              |                 |               |              |               |               |               |               |               |               |
|  | 2,500        | 3,993           | -             | -            | 17,863        | -             | -             | -             | 20,551        | -             |
| <b>MISCELLANEOUS</b>                                 |              |                 |               |              |               |               |               |               |               |               |
|  | 168,641      | 410,682         | 345,093       | 97,291       | 193,823       | 220,491       | 419,438       | 117,029       | 478,471       | 421,673       |
| <b>INTEREST PAYMENTS</b>                             |              |                 |               |              |               |               |               |               |               |               |
|  | -            | 16,807          | 24,040        | -            | 106,537       | 65,562        | 18,290        | -             | -             | 8,033         |
| <b>TOTAL CURRENT EXPENSE</b> . . . . .               | \$ 2,068,865 | \$ 5,885,571    | \$ 4,340,516  | \$ 2,311,799 | \$ 4,183,519  | \$ 5,451,946  | \$ 4,572,802  | \$ 5,014,341  | \$ 6,548,133  | \$ 8,551,649  |
| <b>CAPITAL OUTLAY</b>                                |              |                 |               |              |               |               |               |               |               |               |
| HIGHWAYS . . . . .                                   | 55,369       | 83,500          | 112,961       | 200          | 154,405       | 56,485        | 92,199        | 60,790        | 143,306       | 72,837        |
| GENERAL GOVERNMENT . . . . .                         | 38,976       | 9,438           | 345,165       | 79,405       | 34,796        | 23,017        | 56,337        | 412,352       | 32,023        | 23,139        |
| ALL OTHER . . . . .                                  | 52,548       | 1,128,264       | 93,667        | 7,524        | 77,197        | 20,876        | 30,251        | 17,314        | 157,961       | 79,614        |
| <b>TOTAL CAPITAL OUTLAY</b> . . . . .                | 146,893      | 1,221,202       | 551,793       | 87,129       | 266,398       | 100,378       | 178,787       | 490,456       | 333,290       | 175,590       |
| <b>TOTAL EXPENDITURES</b> . . . . .                  | \$ 2,215,758 | \$ 7,106,773    | \$ 4,892,309  | \$ 2,398,928 | \$ 4,449,917  | \$ 5,552,324  | \$ 4,751,589  | \$ 5,504,797  | \$ 6,881,423  | \$ 8,727,239  |
| <b>DISBURSEMENTS NOT CHARGEABLE AS EXPENDITURES</b>  |              |                 |               |              |               |               |               |               |               |               |
| DEBT REDEMPTION - BONDS PAID . . . . .               | -            | -               | 30,000        | -            | 120,112       | 85,000        | 120,000       | -             | -             | 5,000         |
| REFUNDS AND REIMBURSEMENTS . . . . .                 | 4,413        | 216,141         | 249,395       | 22,250       | 58,632        | 175,726       | 295           | 147,392       | 155,300       | -             |
| TRUST AND AGENCY PAYMENTS . . . . .                  | 4,409,571    | 15,243,188      | 6,542,721     | 2,404,512    | 8,679,250     | 10,010,537    | 6,654,965     | 7,367,296     | 12,590,552    | 12,520,532    |
| PURCHASE OF INVESTMENTS . . . . .                    | -            | 2,245,582       | 156,000       | -            | 171,145       | -             | -             | -             | -             | 269,418       |
| <b>TOTAL DISBURSEMENTS</b> . . . . .                 | \$ 6,629,742 | \$ 24,811,684   | \$ 11,870,425 | \$ 4,825,690 | \$ 13,479,056 | \$ 15,823,587 | \$ 11,526,849 | \$ 13,019,485 | \$ 19,627,275 | \$ 21,522,189 |

TABLE II (Continued)  
CLASSIFICATION OF COUNTY RECEIPTS 1978

| NAME OF COUNTY<br>POPULATION - 1970<br>TAXABLE VALUATION <sup>1</sup><br>TAX LEVIES <sup>2</sup> | Murray<br>12,508<br>59,754,558<br>1,171,169 | Nicollet<br>24,518<br>82,138,022<br>1,732,451 | Nobles<br>23,208<br>91,158,248<br>2,360,959 | Norman<br>10,008<br>41,306,729<br>1,198,721 | Olmsted<br>84,104<br>335,841,328<br>7,498,034 | Otter Tail<br>46,097<br>141,093,012<br>3,339,244 | Pennington<br>13,266<br>34,420,219<br>946,492 | Pine<br>16,821<br>39,075,970<br>1,805,149 | Pipestone<br>12,791<br>43,277,986<br>1,107,387 | Polk<br>34,435<br>124,068,333<br>2,660,364 |
|--|---|---|---|---|---|--|---|---|--|--|
| <b>RECEIPTS</b>  |   |   |   |   |   |  |   |   |  |  |
| <b>REVENUE RECEIPTS</b>  |   |   |   |   |   |  |   |   |  |  |
| PROPERTY TAXES . . . . .   | \$ 1,043,524                                | \$ 1,459,419                                  | \$ 2,060,955                                | \$ 1,095,930                                | \$ 6,252,641                                  | \$ 2,270,823                                     | \$ 824,054                                    | \$ 1,584,685                              | \$ 943,915                                     | \$ 2,558,030                               |
| SPECIAL ASSESSMENTS . . . . .  | 13,393                                      | 163,649                                       | 15,190                                      | 152,575                                     | 79,635  | 6,636  | 77,365  | -   | 6,445  | 212,002                                    |
| LICENSES AND PERMITS . . . . .   | 6,979                                       | 9,403   | 3,592                                       | 1,699                                       | 146,671                                       | 33,591   | 5,505   | 14,307                                    | 1,276  | 7,080                                      |
| FINES AND FORFEITS . . . . .   | 17,419                                      | 78,756  | 57,116                                      | 20,209                                      | 227,379                                       | 157,765  | 67,242  | 77,256                                    | 30,011   | 130,661                                    |
| <b>INTERGOVERNMENTAL REVENUE</b>   |   |   |   |   |   |  |   |   |  |  |
| State General Support <sup>3</sup> . . . . .   | 345,911                                     | 577,737                                       | 666,200                                     | 215,910                                     | 2,190,774                                     | 1,810,815  | 335,353                                       | 639,008                                   | 353,971  | 743,257                                    |
| State Grants - Highways <sup>4</sup> . . . . .   | 1,176,936                                   | 832,114                                       | 1,483,333                                   | 1,509,641                                   | 1,308,527                                     | 3,400,247  | 605,389                                       | 1,311,980                                 | 390,848  | 2,240,424                                  |
| State Grants - Welfare . . . . .   | 19,497                                      | 777,715                                       | 953,858                                     | 282,338                                     | 3,515,689                                     | 1,713,257  | 684,322                                       | 1,707,748                                 | 455,492  | 1,857,606                                  |
| State Grants - Other . . . . .   | 30,574                                      | 135,273                                       | 99,424                                      | 16,477                                      | 1,452,704                                     | 378,506  | 87,242  | 35,819                                    | 130,203  | 408,474                                    |
| Federal Revenue Sharing . . . . .  | 134,566                                     | 213,272                                       | 314,790                                     | 168,418                                     | 747,638                                       | 521,815  | 176,076                                       | 393,662                                   | 195,827  | 372,848                                    |
| Federal Grants - Other . . . . .   | 158,109                                     | 31,413  | 60,450                                      | 56,824                                      | 527,311                                       | 122,073  | 68,088  | 33,517                                    | 26,167   | 29,497                                     |
| Grants from other Local Units . . . . .  | -   | -   | 55,253                                      | -   | -   | -  | 7,066   | 37,000                                    | -  | 184,051                                    |
| <b>TOTAL INTERGOVERNMENTAL REVENUE . . . . .</b>   | <b>\$ 1,865,593</b>                         | <b>\$ 2,567,524</b>                           | <b>\$ 3,633,308</b>                         | <b>\$ 2,249,608</b>                         | <b>\$ 9,742,643</b>                           | <b>\$ 7,946,713</b>                              | <b>\$ 1,963,536</b>                           | <b>\$ 4,158,734</b>                       | <b>\$ 1,552,508</b>                            | <b>\$ 5,836,157</b>                        |
| CHARGES FOR SERVICES . . . . .   | 96,500                                      | 181,933                                       | 212,558                                     | 108,326                                     | 1,029,616                                     | 377,308  | 307,947                                       | 240,044                                   | 139,717  | 709,712                                    |
| INTEREST EARNINGS . . . . .  | 110,163                                     | 83,862  | 168,364                                     | 117,680                                     | 550,538                                       | 342,893  | 123,774                                       | 102,854                                   | 119,459  | 252,754                                    |
| WELFARE (INCOME FROM RECOVERIES) . . . . .   | -   | 3,915   | -   | 3,166                                       | 207,272                                       | 60,858   | 8,295   | -   | 14,644   | 70,077                                     |
| ALL OTHER REVENUE - UNCLASSIFIED . . . . .   | 21,515                                      | 53,232  | 20,582                                      | 112,522                                     | 84,141  | 131,605  | 27,726  | 78,319                                    | 18,599   | 245,702                                    |
| <b>TOTAL REVENUE RECEIPTS . . . . .</b>  | <b>\$ 3,175,086</b>                         | <b>\$ 4,601,693</b>                           | <b>\$ 6,171,665</b>                         | <b>\$ 3,861,715</b>                         | <b>\$ 18,320,536</b>                          | <b>\$ 11,328,192</b>                             | <b>\$ 3,405,444</b>                           | <b>\$ 6,256,199</b>                       | <b>\$ 2,826,574</b>                            | <b>\$ 10,022,175</b>                       |
| <b>NONREVENUE RECEIPTS</b>   |   |   |   |   |   |  |   |   |  |  |
| TOTAL BORROWING . . . . .  | -   | -   | -   | 134,000                                     | -   | 184,001  | 640,000                                       | -   | -  | -  |
| REFUNDS AND REIMBURSEMENTS . . . . .   | 41,378                                      | 549,081                                       | 403,510                                     | 73,140                                      | 763,159                                       | 603,813  | 148,980                                       | 216,097                                   | 58,668   | 319,002                                    |
| TRUST AND AGENCY RECEIPTS . . . . .  | 6,841,873                                   | 8,754,749                                     | 14,312,640                                  | 6,932,886                                   | 24,185,639                                    | 19,718,754                                       | 6,968,957                                     | 8,000,659                                 | 6,450,309                                      | 23,357,262                                 |
| SALE OF INVESTMENTS . . . . .  | -   | 1,561,122                                     | -   | -   | -   | -  | -   | 1,647,053                                 | 596,478  | 1,082,563                                  |
| <b>TOTAL NONREVENUE RECEIPTS . . . . .</b>   | <b>\$ 6,883,251</b>                         | <b>\$ 10,864,952</b>                          | <b>\$ 14,716,150</b>                        | <b>\$ 7,140,026</b>                         | <b>\$ 24,948,798</b>                          | <b>\$ 20,506,568</b>                             | <b>\$ 7,757,937</b>                           | <b>\$ 9,863,809</b>                       | <b>\$ 7,105,455</b>                            | <b>\$ 24,758,827</b>                       |
| <b>TOTAL RECEIPTS . . . . .</b>  | <b>\$ 10,058,337</b>                        | <b>\$ 15,466,645</b>                          | <b>\$ 20,887,815</b>                        | <b>\$ 11,001,741</b>                        | <b>\$ 43,269,334</b>                          | <b>\$ 31,834,760</b>                             | <b>\$ 11,163,381</b>                          | <b>\$ 16,120,008</b>                      | <b>\$ 9,932,029</b>                            | <b>\$ 34,781,002</b>                       |

**TABLE 12 (Continued)**  
**CLASSIFICATION OF COUNTY DISBURSEMENTS 1978**

| NAME OF COUNTY   | Murray        | Nicollet     | Nobles        | Norman       | Olmsted      | Otter Tail    | Pennington   | Pine         | Pipestone    | Polk          |
|--|---------------|--------------|---------------|--------------|--------------|---------------|--------------|--------------|--------------|---------------|
| <b>DISBURSEMENTS</b>   |               |              |               |              |              |               |              |              |              |               |
| <b>CURRENT EXPENSE</b>   |               |              |               |              |              |               |              |              |              |               |
| GENERAL GOVERNMENT <sup>1</sup> . . . . .                      | \$ 339,594    | \$ 723,381   | \$ 818,927    | \$ 430,383   | \$ 3,206,745 | \$ 1,218,675  | \$ 531,716   | \$ 712,994   | \$ 409,010   | \$ 840,096    |
| <b>PUBLIC SAFETY</b>   |               |              |               |              |              |               |              |              |              |               |
| Sheriff . . . . .  | 114,720       | 181,280      | 135,586       | 96,762       | 997,366      | 414,709       | 169,059      | 401,770      | 165,742      | 381,593       |
| Corrections . . . . .  | 27,092        | 76,619       | 121,613       | 18,870       | 297,855      | 307,899       | 56,737       | 74,432       | 25,112       | 768,319       |
| Other . . . . .  | 4,426         | 36,896       | 11,715        | 9,266        | 254,943      | 18,560        | 17,477       | 11,388       | 7,666        | 29,204        |
| <b>TOTAL PUBLIC SAFETY</b> . . . . .                           | \$ 146,238    | \$ 294,795   | \$ 268,914    | \$ 124,898   | \$ 1,550,164 | \$ 741,168    | \$ 243,273   | \$ 487,590   | \$ 198,520   | \$ 1,179,116  |
| <b>CONSERVATION OF NATURAL RESOURCES<sup>2</sup></b> . . . . . | 115,301       | 165,081      | 81,330        | 221,859      | 116,324      | 199,228       | 215,197      | 33,376       | 70,507       | 308,039       |
| <b>HIGHWAYS</b>  |               |              |               |              |              |               |              |              |              |               |
| Administration . . . . .                                       | 87,480        | 63,728       | 47,169        | 67,119       | 271,549      | 132,295       | 112,236      | 291,441      | 38,376       | 81,126        |
| Operation and Maintenance . . . . .                            | 1,429,062     | 1,332,689    | 1,925,289     | 1,999,011    | 1,130,733    | 4,980,026     | 966,355      | 1,633,143    | 819,660      | 4,312,887     |
| <b>TOTAL HIGHWAYS</b> . . . . .                                | \$ 1,516,542  | \$ 1,396,417 | \$ 1,972,458  | \$ 2,066,130 | \$ 1,402,282 | \$ 5,112,321  | \$ 1,078,591 | \$ 1,924,584 | \$ 858,036   | \$ 4,394,013  |
| <b>SANITATION</b> . . . . .                                    | 22,005        | -            | -             | -            | -            | 7,714         | 500          | -            | 28,264       | 70,172        |
| <b>CONSERVATION OF HEALTH</b> . . . . .                        | 32,051        | 105,582      | 297,076       | 44,922       | 1,758,311    | 359,084       | 189,061      | 123,296      | 56,971       | 417,686       |
| <b>CONTRIBUTIONS TO ENTERPRISE FUNDS.</b>                      | 77,493        | -            | -             | -            | 31,181       | 27,574        | 36,949       | -            | 81,455       | -             |
| <b>WELFARE</b>   |               |              |               |              |              |               |              |              |              |               |
| Administration . . . . .                                       | -             | 187,307      | 267,099       | 128,367      | 667,694      | 495,607       | 181,828      | 675,708      | 118,138      | 398,994       |
| General Relief . . . . .                                       | -             | 259,173      | 206,642       | 89,800       | 885,236      | 502,336       | 148,134      | 344,296      | 102,580      | 389,514       |
| Aid to Families with<br>Dependent Children . . . . .           | -             | 470,566      | 493,301       | 137,926      | 2,180,501    | 882,229       | 423,004      | 1,066,304    | 269,065      | 1,150,699     |
| Medical Assistance . . . . .                                   | -             | 61,215       | 72,023        | 47,634       | 237,960      | 303,001       | 59,925       | 168,863      | 47,207       | 185,040       |
| Social Services . . . . .                                      | -             | 287,512      | 269,778       | 86,106       | 1,405,498    | 506,015       | 138,316      | 330,237      | 172,597      | 524,333       |
| Other Welfare Costs . . . . .                                  | 293,121       | 19,450       | 61,048        | 21,966       | 161,504      | 86,044        | 72,739       | 71,291       | 4,910        | 95,104        |
| <b>TOTAL WELFARE</b> . . . . .                                 | \$ 293,121(5) | \$ 1,285,223 | \$ 1,369,891  | \$ 511,799   | \$ 5,538,393 | \$ 2,775,232  | \$ 1,023,946 | \$ 2,656,699 | \$ 714,497   | \$ 2,743,684  |
| <b>LIBRARIES</b> . . . . .                                     | 17,695        | 40,408       | 205,129       | 13,838       | 179,505      | 76,642        | 13,000       | 30,374       | -            | 86,513        |
| <b>PARKS AND RECREATION<sup>3</sup></b> . . . . .              | 23,985        | 17,840       | 61,730        | 20,129       | 330,192      | 35,109        | 14,937       | -            | 6,668        | 95,127        |
| <b>OTHER CULTURE - RECREATION</b> . . . . .                    | -             | -            | -             | 5,560        | -            | 21,790        | -            | -            | 9,832        | -             |
| <b>MISCELLANEOUS</b> . . . . .                                 | 263,620       | 280,398      | 377,296       | 100,670      | 346,333      | 294,224       | 214,113      | 217,628      | 108,489      | 230,086       |
| <b>INTEREST PAYMENTS</b> . . . . .                             | -             | 65,077       | 37,507        | 45,150       | 39,460       | 443           | 72,710       | 4,246        | 51,335       | 116,994       |
| <b>TOTAL CURRENT EXPENSE</b> . . . . .                         | \$ 2,847,645  | \$ 4,374,202 | \$ 5,490,258  | \$ 3,585,338 | \$14,498,890 | \$ 10,869,204 | \$ 3,633,993 | \$ 6,190,787 | \$ 2,593,584 | \$ 10,481,526 |
| <b>CAPITAL OUTLAY</b>  |               |              |               |              |              |               |              |              |              |               |
| HIGHWAYS . . . . .   | 77,378        | 48,875       | 205,666       | 466,908      | 2,507,635    | 241,802       | 121,627      | 129,003      | 51,051       | 7,680         |
| GENERAL GOVERNMENT . . . . .                                   | 30,633        | 260,621      | 1,179,424     | 19,631       | 186,894      | 404,747       | 8,247        | 72,493       | 474,452      | 13,779        |
| ALL OTHER . . . . .  | 681,060       | 27,113       | 28,204        | 7,011        | 92,525       | 44,177        | 46,091       | 50,563       | 134,818      | 89,045        |
| <b>TOTAL CAPITAL OUTLAY</b> . . . . .                          | 789,071       | 336,609      | 1,413,294     | 493,550      | 2,787,054    | 690,726       | 175,965      | 252,059      | 660,321      | 110,504       |
| <b>TOTAL EXPENDITURES</b> . . . . .                            | \$ 3,636,716  | \$ 4,710,811 | \$ 6,903,552  | \$ 4,078,888 | \$17,285,944 | \$ 11,559,930 | \$ 3,809,958 | \$ 6,442,846 | \$ 3,253,905 | \$ 10,592,030 |
| <b>DISBURSEMENTS NOT CHARGEABLE AS EXPENDITURES</b>            |               |              |               |              |              |               |              |              |              |               |
| DEBT REDEMPTION - BONDS PAID . . . . .                         | -             | 180,000      | 100,000       | 144,000      | 50,000       | -             | 740,000      | 20,000       | 65,000       | 234,000       |
| REFUNDS AND REIMBURSEMENTS . . . . .                           | 1,046         | 497,017      | 92,165        | 25,498       | 439,622      | 234,389       | 87,291       | 10,799       | 31,699       | 247,427       |
| TRUST AND AGENCY PAYMENTS . . . . .                            | 6,840,255     | 8,736,056    | 14,311,297    | 6,711,320    | 24,307,588   | 17,969,738    | 6,960,814    | 7,718,960    | 6,418,570    | 23,240,610    |
| PURCHASE OF INVESTMENTS . . . . .                              | -             | 1,440,000    | -             | -            | -            | -             | -            | 1,878,366    | 109,000      | 478,108       |
| <b>TOTAL DISBURSEMENTS</b> . . . . .                           | \$ 10,478,017 | \$15,563,884 | \$ 21,407,014 | \$10,959,706 | \$42,083,154 | \$ 29,764,057 | \$11,598,063 | \$16,070,971 | \$ 9,878,174 | \$ 34,792,175 |

TABLE II (Continued)  
CLASSIFICATION OF COUNTY RECEIPTS 1978

| NAME OF COUNTY<br>POPULATION - 1970<br>TAXABLE VALUATION 1<br>TAX LEVIES 2 | Pope<br>11,107<br>35,394,234<br>758,168 | Ramsey<br>476,255<br>1,565,817,042<br>52,844,781 | Red Lake<br>5,388<br>13,765,200<br>509,575 | Redwood<br>20,024<br>99,876,084<br>1,789,976 | Renville<br>21,139<br>109,477,808<br>1,573,244 | Rice<br>41,582<br>126,870,365<br>3,342,607 | Rock<br>11,346<br>52,178,201<br>993,662 | Roseau<br>11,569<br>23,379,969<br>660,016 | St. Louis<br>220,693<br>522,073,165<br>25,007,799 | Scott<br>32,423<br>149,056,060<br>5,590,283 |
|--|---|--|--|--|--|--|---|---|---|---|
| <b>RECEIPTS</b>  |   |  |  |  |  |  |   |   |   |   |
| <b>REVENUE RECEIPTS</b>  |   |  |  |  |  |  |   |   |   |   |
| PROPERTY TAXES . . . . .   | \$ 651,919                              | \$ 46,732,392                                    | \$ 446,995                                 | \$ 1,604,132                                 | \$ 1,406,384                                   | \$ 2,776,824                               | \$ 862,205                              | \$ 675,562                                | \$ 20,354,732                                     | \$ 4,027,732                                |
| SPECIAL ASSESSMENTS . . . . .  | 7,591                                   | -  | 111,369                                    | 300,247                                      | 327,209  | 15,939                                     | 651                                     | 115,070                                   | -   | 718   |
| LICENSES AND PERMITS . . . . .   | 2,942                                   | 48,124   | 3,062                                      | 2,355  | 3,146  | 35,510                                     | 2,284                                   | 1,132                                     | 198,235   | 286,965                                     |
| FINES AND FORFEITS . . . . .   | 62,462                                  | 1,142,080  | 17,525                                     | 57,479                                       | 26,052   | 88,647                                     | 16,741                                  | 52,216                                    | 453,917   | 178,009                                     |
| <b>INTERGOVERNMENTAL REVENUE</b>   |   |  |  |  |  |  |   |   |   |   |
| State General Support <sup>3</sup> . . . . .                               | 285,989                                 | 9,425,643  | 157,282                                    | 463,504                                      | 493,153  | 1,041,089                                  | 310,224                                 | 319,038                                   | 13,371,636  | 1,249,320                                   |
| State Grants - Highways <sup>4</sup> . . . . .                             | 1,285,553                               | 2,664,096  | 562,861                                    | 1,589,381                                    | 1,190,677                                      | 1,150,332                                  | 916,194                                 | 1,141,580                                 | 5,138,608   | 1,320,983                                   |
| State Grants - Welfare . . . . .   | 355,001                                 | 44,281,798                                       | 181,751                                    | 706,191                                      | 578,667  | 1,364,011                                  | 243,381                                 | 399,684                                   | 21,159,698  | 2,856,654                                   |
| State Grants - Other . . . . .   | 34,505                                  | 8,945,862  | 30,763                                     | 211,992                                      | 95,801   | 232,281                                    | 13,197                                  | 68,321                                    | 2,058,020   | 681,430                                     |
| Federal Revenue Sharing . . . . .  | 83,743                                  | 5,502,839  | 102,805                                    | 218,685                                      | 204,173  | 508,970                                    | 170,447                                 | 172,627                                   | 3,998,995   | 556,744                                     |
| Federal Grants - Other . . . . .   | 10,855                                  | 4,797,185  | 83,015                                     | 17,909                                       | 326,665  | 73,623                                     | 30,154                                  | 169,041                                   | 1,558,412   | 27,014                                      |
| Grants from other Local Units . . . . .                                    | -                                       | 1,062,280  | -  | 16,325                                       | 2,906  | -  | -                                       | -   | 68,005  | -   |
| <b>TOTAL INTERGOVERNMENTAL REVENUE</b> . . . . .                           | \$ 2,055,646                            | \$ 76,679,703                                    | \$ 1,118,477                               | \$ 3,223,987                                 | \$ 2,892,042                                   | \$ 4,370,306                               | \$ 1,683,597                            | \$ 2,270,291                              | \$ 47,353,374                                     | \$ 6,692,145                                |
| CHARGES FOR SERVICES . . . . .   | 78,276                                  | 6,159,830  | 136,841                                    | 270,230                                      | 196,962  | 317,271                                    | 56,134                                  | 337,309                                   | 3,013,533   | 480,380                                     |
| INTEREST EARNINGS . . . . .  | 49,132                                  | 3,273,803  | 77,718                                     | 216,947                                      | 151,674  | 226,329                                    | 145,206                                 | 89,137                                    | 1,595,547   | 404,071                                     |
| WELFARE (INCOME FROM RECOVERIES) . . . . .                                 | 602                                     | 4,891,546  | 3,554                                      | -  | 418  | 136,398                                    | 6,966                                   | 22,590                                    | 19,058  | -   |
| ALL OTHER REVENUE - UNCLASSIFIED . . . . .                                 | 11,505                                  | 687,224  | 34,054                                     | 187,931                                      | 28,941   | 104,992                                    | 5,530                                   | 11,301                                    | 339,888   | 735,577                                     |
| <b>TOTAL REVENUE RECEIPTS</b> . . . . .                                    | \$ 2,920,075                            | \$ 139,614,702                                   | \$ 1,949,595                               | \$ 5,863,308                                 | \$ 5,032,828                                   | \$ 8,072,216                               | \$ 2,779,314                            | \$ 3,574,608                              | \$ 73,328,284                                     | \$ 12,805,597                               |
| <b>NONREVENUE RECEIPTS</b>   |   |  |  |  |  |  |   |   |   |   |
| TOTAL BORROWING . . . . .  | -                                       | -  | -  | -  | -  | -  | 1,811,913                               | -   | -   | -   |
| REFUNDS AND REIMBURSEMENTS . . . . .                                       | 81,061                                  | -  | 48,540                                     | 147,473                                      | 121,332  | -  | 81,884                                  | 120,015                                   | 2,623,021   | -   |
| TRUST AND AGENCY RECEIPTS . . . . .  | 3,144,230                               | 172,230,482                                      | 2,789,194                                  | 12,119,111                                   | 13,474,320                                     | 19,628,879                                 | 7,094,194                               | 5,300,330                                 | 117,466,077                                       | 3,932                                       |
| SALE OF INVESTMENTS . . . . .  | 15,939                                  | -  | -  | 659,533                                      | 1,490,000                                      | -  | 4,086,700                               | 200,000                                   | 2,210,000   | -   |
| <b>TOTAL NONREVENUE RECEIPTS</b> . . . . .                                 | \$ 3,241,230                            | \$ 172,230,482                                   | \$ 2,837,734                               | \$ 12,926,117                                | \$ 15,085,652                                  | \$ 19,628,879                              | \$ 13,074,691                           | \$ 5,620,345                              | \$ 122,299,098                                    | \$ 3,932                                    |
| <b>TOTAL RECEIPTS</b> . . . . .  | \$ 6,161,305                            | \$ 311,845,184                                   | \$ 4,787,329                               | \$ 18,789,425                                | \$ 20,118,480                                  | \$ 27,701,095                              | \$ 15,854,005                           | \$ 9,194,953                              | \$ 195,627,382                                    | \$ 12,809,529                               |

**TABLE 12 (Continued)**  
**CLASSIFICATION OF COUNTY DISBURSEMENTS 1978**

| NAME OF COUNTY   | Pope         | Ramsey        | Red Lake     | Redwood       | Renville     | Rice          | Rock         | Roseau       | St. Louis     | Scott           |
|--|--------------|---------------|--------------|---------------|--------------|---------------|--------------|--------------|---------------|-----------------|
| <b>DISBURSEMENTS</b>   |              |               |              |               |              |               |              |              |               |                 |
| <b>CURRENT EXPENSE</b>   |              |               |              |               |              |               |              |              |               |                 |
| GENERAL GOVERNMENT <sup>1</sup> . . . . .                      | \$ 479,447   | \$ 12,097,147 | \$ 212,132   | \$ 722,248    | \$ 483,943   | \$ 1,047,288  | \$ 335,453   | \$ 326,131   | \$ 7,798,208  | \$ 1,733,511    |
| <b>PUBLIC SAFETY</b>   |              |               |              |               |              |               |              |              |               |                 |
| Sheriff . . . . .  | 112,733      | 4,916,312     | 131,315      | 199,987       | 103,848      | 337,701       | 102,509      | 232,419      | 2,023,062     | 1,122,152       |
| Corrections . . . . .  | -            | 6,561,092     | 7,090        | 40,358        | 27,988       | 174,283       | 16,954       | 72,616       | 1,936,876     | -               |
| Other . . . . .  | 4,996        | 316,290       | 5,540        | 7,833         | 9,281        | 17,418        | 9,919        | 3,270        | 425,998       | 55,372          |
| <b>TOTAL PUBLIC SAFETY</b> . . . . .                           | \$ 117,729   | \$ 11,793,694 | \$ 143,945   | \$ 248,178    | \$ 141,117   | \$ 529,402    | \$ 129,382   | \$ 308,305   | \$ 4,385,936  | \$ 1,177,524    |
| <b>CONSERVATION OF NATURAL RESOURCES<sup>2</sup> . . . . .</b> |              |               |              |               |              |               |              |              |               |                 |
|  | 64,452       | 538,581       | 124,605      | 297,680       | 183,953      | 183,638       | 64,835       | 145,739      | 361,284       | 113,342         |
| <b>HIGHWAYS</b>  |              |               |              |               |              |               |              |              |               |                 |
| Administration . . . . .                                       | 109,483      | 1,115,316     | 62,095       | 138,643       | 117,713      | 94,668        | 39,285       | 99,226       | 2,302,128     | -               |
| Operation and Maintenance . . . . .                            | 360,725      | 4,705,647     | 829,317      | 2,124,689     | 2,008,017    | 1,779,106     | 1,041,169    | 1,398,342    | 6,781,576     | 2,647,019       |
| <b>TOTAL HIGHWAYS</b> . . . . .                                | \$ 470,208   | \$ 5,820,963  | \$ 891,412   | \$ 2,263,332  | \$ 2,125,730 | \$ 1,873,774  | \$ 1,080,454 | \$ 1,497,568 | \$ 9,083,704  | \$ 2,647,019    |
| <b>SANITATION . . . . .</b>                                    |              |               |              |               |              |               |              |              |               |                 |
|  | -            | -             | 15,659       | 53            | 42,944       | 113,988       | 18,757       | 29,592       | 1,365,802     | -               |
| <b>CONSERVATION OF HEALTH . . . . .</b>                        |              |               |              |               |              |               |              |              |               |                 |
|  | 23,701       | 8,547,844     | 21,155       | 131,279       | 108,966      | 164,137       | 91,104       | 35,688       | 3,752,250     | -               |
| <b>CONTRIBUTIONS TO ENTERPRISE FUNDS . . . . .</b>             |              |               |              |               |              |               |              |              |               |                 |
|  | -            | 3,583,453     | 15,000       | -             | 201          | -             | -            | -            | 737,836       | -               |
| <b>WELFARE</b>   |              |               |              |               |              |               |              |              |               |                 |
| Administration . . . . .                                       | 110,241      | 17,638,191    | 72,036       | 167,674       | 195,870      | 328,458       | 115,708      | 119,257      | 10,188,638    | -               |
| General Relief . . . . .                                       | 63,841       | 11,493,639    | 35,872       | 98,079        | 91,944       | 362,307       | 92,603       | 86,890       | 5,633,284     | -               |
| Aid to Families with<br>Dependent Children . . . . .           | 230,557      | 30,931,315    | 76,980       | 175,954       | 314,717      | 977,365       | 116,092      | 240,448      | 11,888,466    | -               |
| Medical Assistance . . . . .                                   | 52,977       | 3,204,138     | 25,347       | 88,084        | 101,870      | 191,807       | 29,767       | 55,020       | 1,378,208     | -               |
| Social Services . . . . .                                      | 198,321      | 7,227,008     | 58,488       | 468,912       | 312,406      | 554,534       | 89,086       | 93,230       | 2,044,176     | 2,449,611       |
| Other Welfare Costs . . . . .                                  | 42,878       | 1,863,727     | 15,283       | 385,841       | 37,531       | 77,247        | 5,531        | 48,967       | 3,798,631     | \$2,192,558 (6) |
| <b>TOTAL WELFARE</b> . . . . .                                 | \$ 698,815   | \$ 72,358,018 | \$ 284,006   | \$ 1,384,544  | \$ 1,054,338 | \$ 2,491,718  | \$ 448,787   | \$ 643,812   | \$ 34,931,403 | \$4,642,169 (6) |
| <b>LIBRARIES . . . . .</b>                                     |              |               |              |               |              |               |              |              |               |                 |
|  | -            | 1,283,517     | 9,227        | -             | -            | 39,594        | 27,820       | 15,600       | 154,145       | 184,583         |
| <b>PARKS AND RECREATION<sup>3</sup> . . . . .</b>              |              |               |              |               |              |               |              |              |               |                 |
|  | 19,412       | 1,912,398     | 150          | 77,531        | 61,041       | 175,969       | 38,800       | -            | 4,330         | 100,558         |
| <b>OTHER CULTURE - RECREATION . . . . .</b>                    |              |               |              |               |              |               |              |              |               |                 |
|  | -            | 1,009,154     | -            | -             | -            | -             | -            | 20,000       | 199,445       | -               |
| <b>MISCELLANEOUS . . . . .</b>                                 |              |               |              |               |              |               |              |              |               |                 |
|  | 135,193      | 7,860,203     | 142,919      | 138,348       | 358,332      | 417,656       | 149,087      | 146,183      | 1,753,656     | 161,934         |
| <b>INTEREST PAYMENTS . . . . .</b>                             |              |               |              |               |              |               |              |              |               |                 |
|  | 288          | 1,171,716     | 27,911       | 64,957        | 24,771       | 49,000        | 51,750       | 5,926        | 3,037         | 21,865          |
| <b>TOTAL CURRENT EXPENSE</b> . . . . .                         | \$ 2,009,245 | \$127,976,688 | \$ 1,888,121 | \$ 5,328,150  | \$ 4,585,336 | \$ 7,086,164  | \$ 2,436,229 | \$ 3,174,544 | \$ 64,531,036 | \$ 10,782,505   |
| <b>CAPITAL OUTLAY</b>  |              |               |              |               |              |               |              |              |               |                 |
| HIGHWAYS . . . . .   | 1,274,761    | 247,055       | 99,085       | 3,512         | 117,203      | 214,726       | 5,728        | 19,234       | 4,746,039     | 500,000         |
| GENERAL GOVERNMENT . . . . .                                   | 11,293       | 100,729       | 1,859        | 5,426         | 7,580        | 428,224       | 90,881       | 187,141      | 325,809       | -               |
| ALL OTHER . . . . .  | 2,690        | 7,427,068     | 4,708        | 248,638       | 186,088      | 180,713       | 1,763,002    | 855          | 334,257       | 108,558         |
| <b>TOTAL CAPITAL OUTLAY</b> . . . . .                          | 1,288,744    | 7,774,852     | 105,652      | 257,576       | 310,871      | 823,663       | 1,859,611    | 207,230      | 5,406,105     | 608,558         |
| <b>TOTAL EXPENDITURES</b> . . . . .                            | \$ 3,297,989 | \$135,751,540 | \$ 1,993,773 | \$ 5,585,726  | \$ 4,896,207 | \$ 7,909,827  | \$ 4,295,840 | \$ 3,381,774 | \$ 69,937,141 | \$ 11,391,063   |
| <b>DISBURSEMENTS NOT CHARGEABLE AS EXPENDITURES</b>            |              |               |              |               |              |               |              |              |               |                 |
| DEBT REDEMPTION - BONDS PAID . . . . .                         | 2,000        | 1,645,000     | 87,000       | 236,000       | -            | 120,000       | -            | 110,000      | 225,000       | 63,000          |
| REFUNDS AND REIMBURSEMENTS . . . . .                           | -            | -             | 35,318       | -             | 82,875       | -             | 49,445       | 76,905       | 2,545,319     | -               |
| TRUST AND AGENCY PAYMENTS . . . . .                            | 2,305,237    | 171,598,750   | 2,789,095    | 12,185,382    | 13,438,940   | 19,703,429    | 7,077,383    | 5,342,977    | 116,849,493   | 1,246           |
| PURCHASE OF INVESTMENTS . . . . .                              | -            | -             | -            | 915,203       | 1,500,000    | -             | 4,410,111    | -            | 3,488,012     | -               |
| <b>TOTAL DISBURSEMENTS</b> . . . . .                           | \$ 5,605,226 | \$308,995,290 | \$ 4,905,186 | \$ 18,922,311 | \$19,918,022 | \$ 27,733,256 | \$15,832,779 | \$ 8,911,656 | \$193,044,965 | \$ 11,455,309   |



TABLE 11 (Continued)  
CLASSIFICATION OF COUNTY RECEIPTS 1978

| NAME OF COUNTY<br>POPULATION - 1970<br>TAXABLE VALUATION 1<br>TAX LEVIES 2 | Sherburne<br>18,344<br>150,813,049<br>3,231,516 | Sibley<br>15,845<br>65,748,458<br>1,440,549 | Stearns<br>95,400<br>266,820,873<br>4,672,035 | Steele<br>26,931<br>103,775,126<br>2,329,465 | Stevens<br>11,218<br>39,975,813<br>1,072,655 | Swift<br>13,177<br>46,530,485<br>1,300,997 | Todd<br>22,114<br>43,236,026<br>1,345,072 | Traverse<br>6,254<br>30,257,489<br>628,444 | Wabasha<br>17,224<br>55,108,498<br>1,414,969 | Wadena<br>12,412<br>23,818,469<br>923,217 |
|--|---|---|---|--|--|--|---|--|--|---|
| <b>RECEIPTS</b>  |   |   |   |  |  |  |   |  |  |   |
| <b>REVENUE RECEIPTS</b>  |   |   |   |  |  |  |   |  |  |   |
| PROPERTY TAXES . . . . .   | \$ 3,059,534                                    | \$ 1,198,907                                | \$ 3,865,420                                  | \$ 1,883,437                                 | \$ 934,131                                   | \$ 1,123,436                               | \$ 1,089,761                              | \$ 569,430                                 | \$ 1,160,476                                 | \$ 734,001                                |
| SPECIAL ASSESSMENTS . . . . .  | 6,783   | 198,659                                     | -   | 54,687                                       | 15,474                                       | 169,259                                    | 17,537                                    | 23,345                                     | -  | -   |
| LICENSES AND PERMITS . . . . .   | 31,703  | 13,347                                      | 41,989  | 15,309                                       | 3,157  | 4,248                                      | 32,359                                    | 1,068                                      | 7,483  | 2,591                                     |
| FINES AND FORFEITS . . . . .   | 64,680  | 33,101                                      | 222,278                                       | 94,479                                       | 30,684                                       | 34,569                                     | 54,597                                    | 13,418                                     | 43,621                                       | 29,805                                    |
| <b>INTERGOVERNMENTAL REVENUE</b>   |   |   |   |  |  |  |   |  |  |   |
| State General Support <sup>3</sup> . . . . .                               | 452,264   | 490,513                                     | 1,850,036                                     | 718,129                                      | 286,694                                      | 380,438                                    | 594,963                                   | 164,261                                    | 542,944                                      | 364,835                                   |
| State Grants - Highways <sup>4</sup> . . . . .                             | 530,619   | 632,097                                     | 2,979,384                                     | 991,614                                      | 946,284                                      | 1,259,875                                  | 1,290,582                                 | 652,702                                    | 1,086,159                                    | 741,973                                   |
| State Grants - Welfare . . . . .   | 1,142,467                                       | 347,270                                     | 3,167,505                                     | 779,432                                      | 334,929                                      | 495,249                                    | 1,212,844                                 | 196,605                                    | 479,033                                      | 757,542                                   |
| State Grants - Other . . . . .   | 65,671  | 38,791                                      | 338,156                                       | 141,082                                      | 30,256                                       | 690  | 259,586                                   | 60,139                                     | 66,141                                       | 125,425                                   |
| Federal Revenue Sharing . . . . .  | 313,421   | 202,199                                     | 898,190                                       | 243,053                                      | 161,934                                      | 199,866                                    | 347,120                                   | 56,565                                     | 248,171                                      | 238,714                                   |
| Federal Grants - Other . . . . .   | 193,635   | 111,921                                     | 304,684                                       | 7,497  | 5,636  | 136,563                                    | 26,386                                    | 2,325                                      | 213,869                                      | 9,422                                     |
| Grants from other Local Units . . . . .                                    | -   | -   | -   | -  | 382  | 709  | -   | -  | -  | -   |
| <b>TOTAL INTERGOVERNMENTAL REVENUE . . . . .</b>                           | <b>\$ 2,698,077</b>                             | <b>\$ 1,822,791</b>                         | <b>\$ 9,537,955</b>                           | <b>\$ 2,880,807</b>                          | <b>\$ 1,766,115</b>                          | <b>\$ 2,473,390</b>                        | <b>\$ 3,731,481</b>                       | <b>\$ 1,132,597</b>                        | <b>\$ 2,636,317</b>                          | <b>\$ 2,237,911</b>                       |
| CHARGES FOR SERVICES . . . . .   | 185,983   | 228,278                                     | 495,580                                       | 226,119                                      | 253,082                                      | 114,584                                    | 311,527                                   | 201,129                                    | 110,573                                      | 202,496                                   |
| INTEREST EARNINGS . . . . .  | 137,227   | 122,282                                     | 487,130                                       | 298,811                                      | 75,413                                       | 349,395                                    | 161,485                                   | 27,646                                     | 66,653                                       | 45,601                                    |
| WELFARE (INCOME FROM RECOVERIES) . . . . .                                 | 10,642  | 15,317                                      | 79,068  | -  | -  | 33,845                                     | -   | 3,001                                      | 16,250                                       | -   |
| ALL OTHER REVENUE - UNCLASSIFIED . . . . .                                 | 50,032  | 24,464                                      | 20,959  | 51,749                                       | 29,538                                       | 33,940                                     | 18,065                                    | 17,625                                     | 37,958                                       | 48,310                                    |
| <b>TOTAL REVENUE RECEIPTS . . . . .</b>                                    | <b>\$ 6,244,661</b>                             | <b>\$ 3,657,146</b>                         | <b>\$ 14,750,379</b>                          | <b>\$ 5,505,398</b>                          | <b>\$ 3,107,584</b>                          | <b>\$ 4,336,666</b>                        | <b>\$ 5,416,812</b>                       | <b>\$ 1,989,259</b>                        | <b>\$ 4,079,331</b>                          | <b>\$ 3,300,715</b>                       |
| <b>NONREVENUE RECEIPTS</b>   |   |   |   |  |  |  |   |  |  |   |
| TOTAL BORROWING . . . . .  | -   | -   | -   | -  | -  | -  | -   | -  | -  | -   |
| REFUNDS AND REIMBURSEMENTS . . . . .                                       | 225,451   | 184,715                                     | 917,986                                       | 184,142                                      | 105,123                                      | 171,597                                    | 420,476                                   | 40,949                                     | 150,941                                      | 948                                       |
| TRUST AND AGENCY RECEIPTS . . . . .  | 16,953,430                                      | 7,669,085                                   | 60,323,326                                    | 8,143,283                                    | 5,606,889                                    | 6,752,667                                  | 4,889,426                                 | 4,023,205                                  | 5,083,672                                    | 2,966,707                                 |
| SALE OF INVESTMENTS . . . . .  | -   | 281,863                                     | -   | 2,571,188                                    | 554,650                                      | 1,819,578                                  | 11,785                                    | -  | -  | 1,677                                     |
| <b>TOTAL NONREVENUE RECEIPTS . . . . .</b>                                 | <b>\$ 17,178,881</b>                            | <b>\$ 8,135,663</b>                         | <b>\$ 61,241,312</b>                          | <b>\$ 10,898,613</b>                         | <b>\$ 6,266,662</b>                          | <b>\$ 8,743,842</b>                        | <b>\$ 5,321,687</b>                       | <b>\$ 4,064,154</b>                        | <b>\$ 5,234,613</b>                          | <b>\$ 2,969,332</b>                       |
| <b>TOTAL RECEIPTS . . . . .</b>  | <b>\$ 23,423,542</b>                            | <b>\$ 11,792,809</b>                        | <b>\$ 75,991,691</b>                          | <b>\$ 16,404,011</b>                         | <b>\$ 9,374,256</b>                          | <b>\$ 13,080,508</b>                       | <b>\$ 10,738,499</b>                      | <b>\$ 6,053,413</b>                        | <b>\$ 9,313,944</b>                          | <b>\$ 6,270,047</b>                       |

TABLE 12 (Continued)  
CLASSIFICATION OF COUNTY DISBURSEMENTS 1978

| NAME OF COUNTY                                       | Sherburne     | Sibley        | Stearns       | Steele        | Stevens      | Swift         | Todd          | Traverse     | Wabasha      | Wadena       |
|--|---------------|---------------|---------------|---------------|--------------|---------------|---------------|--------------|--------------|--------------|
| <b>DISBURSEMENTS</b>                                 |               |               |               |               |              |               |               |              |              |              |
| <b>CURRENT EXPENSE</b>                               |               |               |               |               |              |               |               |              |              |              |
| GENERAL GOVERNMENT <sup>1</sup> . . . . .            | \$ 905,101    | \$ 511,949    | \$ 1,785,236  | \$ 1,142,717  | \$ 391,405   | \$ 436,781    | \$ 906,868    | \$ 247,397   | \$ 546,350   | \$ 471,857   |
| <b>PUBLIC SAFETY</b>                                 |               |               |               |               |              |               |               |              |              |              |
| Sheriff . . . . .                                    | 399,535       | 140,897       | 600,947       | 335,693       | 92,071       | 121,435       | 149,881       | 46,014       | 259,292      | 130,079      |
| Corrections . . . . .                                | 134,381       | 19,511        | 142,951       | 45,088        | 17,847       | 4,788         | 268,786       | 51,045       | 62,439       | 25,658       |
| Other . . . . .                                      | 19,104        | 5,023         | 34,782        | 8,741         | 1,726        | 6,076         | 34,476        | 1,662        | 21,678       | 9,006        |
| TOTAL PUBLIC SAFETY . . . . .                        | \$ 553,020    | \$ 165,431    | \$ 778,680    | \$ 389,522    | \$ 111,644   | \$ 132,299    | \$ 453,143    | \$ 98,721    | \$ 343,409   | \$ 164,743   |
| <b>CONSERVATION OF NATURAL RESOURCES<sup>2</sup></b> |               |               |               |               |              |               |               |              |              |              |
|  | 88,046        | 149,431       | 197,399       | 150,371       | 83,885       | 230,828       | 51,091        | 57,190       | 75,144       | 46,101       |
| <b>HIGHWAYS</b>                                      |               |               |               |               |              |               |               |              |              |              |
| Administration . . . . .                             | 121,187       | 72,575        | 237,103       | 150,864       | 74,663       | 41,076        | 200,434       | 133,971      | 102,656      | 99,499       |
| Operation and Maintenance . . . . .                  | 966,007       | 1,336,227     | 5,141,674     | 1,109,657     | 1,370,690    | 1,930,064     | 1,699,887     | 1,227,517    | 1,748,882    | 946,052      |
| TOTAL HIGHWAYS . . . . .                             | \$ 1,087,194  | \$ 1,408,802  | \$ 5,378,777  | \$ 1,260,521  | \$ 1,445,353 | \$ 1,971,140  | \$ 1,900,321  | \$ 1,361,488 | \$ 1,851,538 | \$ 1,045,551 |
| <b>SANITATION</b>                                    |               |               |               |               |              |               |               |              |              |              |
|  | -             | 21,163        | -             | -             | -            | -             | -             | -            | 1,679        | 66           |
| <b>CONSERVATION OF HEALTH</b>                        |               |               |               |               |              |               |               |              |              |              |
|  | 87,506        | 132,557       | 406,986       | 140,789       | 169,517      | 38,379        | 153,491       | -            | 41,403       | 192,284      |
| <b>CONTRIBUTIONS TO ENTERPRISE FUNDS.</b>            |               |               |               |               |              |               |               |              |              |              |
| <b>WELFARE</b>                                       |               |               |               |               |              |               |               |              |              |              |
| Administration . . . . .                             | 340,854       | 121,917       | 630,014       | 159,154       | 112,800      | 213,812       | 552,354       | 82,120       | 217,169      | 172,877      |
| General Relief . . . . .                             | 239,517       | 59,108        | 741,689       | 259,224       | 66,275       | 116,719       | 236,384       | 42,768       | 98,751       | 156,937      |
| Aid to Families with<br>Dependent Children . . . . . | 935,569       | 212,289       | 2,103,140     | 376,600       | 126,486      | 376,001       | 662,694       | 79,236       | 286,068      | 426,726      |
| Medical Assistance . . . . .                         | 65,835        | 53,691        | 317,695       | 98,446        | 39,302       | 69,544        | 143,812       | 32,044       | 63,373       | 67,939       |
| Social Services . . . . .                            | 392,188       | 205,987       | 1,087,490     | 280,900       | 205,270      | 208,292       | 152,507       | 81,281       | 73,564       | 279,263      |
| Other Welfare Costs . . . . .                        | 45,603        | 13,369        | 121,952       | 59,970        | 18,150       | 14,808        | 48,841        | 7,749        | 49,699       | 19,291       |
| TOTAL WELFARE . . . . .                              | \$ 2,019,566  | \$ 666,361    | \$ 5,001,980  | \$ 1,234,294  | \$ 568,283   | \$ 999,176    | \$ 1,796,592  | \$ 325,198   | \$ 788,624   | \$ 1,123,033 |
| <b>LIBRARIES</b>                                     |               |               |               |               |              |               |               |              |              |              |
|  | 96,118        | 60,358        | 126,250       | 36,953        | -            | -             | 41,931        | -            | -            | -            |
| <b>PARKS AND RECREATION<sup>3</sup></b>              |               |               |               |               |              |               |               |              |              |              |
|  | 75            | 17,196        | 180,187       | 142,677       | 2,550        | 11,123        | 161,960       | 1,452        | 21,375       | 42,630       |
| <b>OTHER CULTURE - RECREATION</b>                    |               |               |               |               |              |               |               |              |              |              |
|  | 72,181        | -             | -             | 3,166         | -            | 4,000         | -             | -            | -            | -            |
| <b>MISCELLANEOUS</b>                                 |               |               |               |               |              |               |               |              |              |              |
|  | 140,551       | 290,516       | 695,070       | 137,285       | 189,727      | 171,987       | 328,604       | 114,609      | 108,020      | 234,212      |
| <b>INTEREST PAYMENTS</b>                             |               |               |               |               |              |               |               |              |              |              |
|  | -             | 44,625        | 668           | 33,116        | -            | 34,427        | -             | -            | -            | 22,163       |
| TOTAL CURRENT EXPENSE . . . . .                      | \$ 5,049,358  | \$ 3,468,389  | \$ 14,551,233 | \$ 4,671,411  | \$ 3,080,000 | \$ 4,033,792  | \$ 5,794,001  | \$ 2,206,055 | \$ 3,777,542 | \$ 3,342,640 |
| <b>CAPITAL OUTLAY</b>                                |               |               |               |               |              |               |               |              |              |              |
| HIGHWAYS . . . . .                                   | 43,137        | 26,522        | 498,813       | 72,434        | 48,011       | 89,080        | 79,852        | 119,406      | 209,730      | 23,385       |
| GENERAL GOVERNMENT . . . . .                         | 175,816       | 30,824        | 53,124        | 322,394       | 12,403       | 23,313        | 12,096        | 2,798        | 37,455       | 50,570       |
| ALL OTHER . . . . .                                  | 44,876        | 29,499        | 110,668       | 19,851        | 55,784       | 7,707         | 32,103        | 4,152        | 32,465       | 9,241        |
| TOTAL CAPITAL OUTLAY . . . . .                       | 263,829       | 86,845        | 662,605       | 414,679       | 116,198      | 120,100       | 124,051       | 126,356      | 279,650      | 83,196       |
| TOTAL EXPENDITURES . . . . .                         | \$ 5,313,187  | \$ 3,555,234  | \$ 15,213,838 | \$ 5,086,090  | \$ 3,196,198 | \$ 4,153,892  | \$ 5,918,052  | \$ 2,332,411 | \$ 4,057,192 | \$ 3,425,836 |
| <b>DISBURSEMENTS NOT CHARGEABLE AS EXPENDITURES</b>  |               |               |               |               |              |               |               |              |              |              |
| DEBT REDEMPTION - BONDS PAID . . . . .               | -             | 130,000       | -             | 143,601       | -            | 38,466        | -             | -            | -            | 75,000       |
| REFUNDS AND REIMBURSEMENTS . . . . .                 | 199,728       | 46,466        | 526,575       | 105,888       | 36,349       | 3,313         | 117,501       | 11,381       | 186,656      | 23           |
| TRUST AND AGENCY PAYMENTS . . . . .                  | 16,959,945    | 7,642,263     | 60,417,040    | 8,094,718     | 5,614,000    | 6,724,079     | 4,891,473     | 4,036,079    | 4,989,863    | 2,947,333    |
| PURCHASE OF INVESTMENTS . . . . .                    | -             | 281,863       | -             | 3,085,059     | 444,829      | 1,826,143     | -             | -            | -            | -            |
| TOTAL DISBURSEMENTS . . . . .                        | \$ 22,472,860 | \$ 11,655,826 | \$ 76,157,453 | \$ 16,515,356 | \$ 9,291,376 | \$ 12,745,893 | \$ 10,927,026 | \$ 6,379,871 | \$ 9,233,711 | \$ 6,448,192 |

TABLE 1! (Continued)  
CLASSIFICATION OF COUNTY RECEIPTS 1978

| NAME OF COUNTY<br>POPULATION - 1970<br>TAXABLE VALUATION 1<br>TAX LEVIES 2 | Waseca<br>16,663<br>73,361,351<br>1,870,700 | Washington<br>82,948<br>380,889,598<br>9,032,807 | Watonwan<br>13,298<br>58,499,110<br>1,420,522 | Wilkin<br>9,389<br>43,766,454<br>1,021,663 | Winona<br>44,409<br>126,874,932<br>2,674,608 | Wright<br>38,933<br>172,932,214<br>3,972,432 | Yellow<br>Medicine<br>14,418<br>62,111,210<br>1,298,168 | Total<br>3,804,971<br>14,632,003,530<br>402,923,923 |
|--|---|--|---|--|--|--|---|---|
| <b>RECEIPTS</b>  |   |  |   |  |  |  |   |   |
| <b>REVENUE RECEIPTS</b>  |   |  |   |  |  |  |   |   |
| PROPERTY TAXES . . . . .   | \$ 1,531,361                                | \$ 8,108,236                                     | \$ 1,322,543                                  | \$ 952,855                                 | \$ 2,171,141                                 | \$ 3,357,665                                 | \$ 1,123,414  | \$ 347,304,458                                      |
| SPECIAL ASSESSMENTS . . . . .  | 79,647                                      | -  | 2,993   | 147,992                                    | -  | 117,710                                      | 235,758   | 6,343,186   |
| LICENSES AND PERMITS . . . . .   | 8,209                                       | 86,464   | 3,812   | 2,195                                      | 33,482                                       | 22,761                                       | 3,698   | 3,209,091   |
| FINES AND FORFEITS . . . . .   | 41,468                                      | 216,041  | 35,899  | 41,736                                     | 234,146                                      | 282,445                                      | 36,750  | 8,719,325   |
| <b>INTERGOVERNMENTAL REVENUE</b>   |   |  |   |  |  |  |   |   |
| State General Support <sup>3</sup> . . . . .                               | 671,667                                     | 2,296,288  | 406,429                                       | 224,567                                    | 987,502                                      | 1,229,912                                    | 397,668   | 105,061,718   |
| State Grants - Highways <sup>4</sup> . . . . .                             | 1,008,947                                   | 1,480,325  | 1,518,023                                     | 720,149                                    | 1,361,021                                    | 2,026,221                                    | 1,332,656   | 115,587,663   |
| State Grants - Welfare . . . . .   | 632,221                                     | 4,640,036  | -   | 346,253                                    | 1,856,369                                    | 2,314,999                                    | 488,196   | 254,336,442   |
| State Grants - Other . . . . .   | 58,138                                      | 350,024  | 35,254  | 46,657                                     | 274,067                                      | 315,337                                      | 40,737  | 37,071,752  |
| Federal Revenue Sharing . . . . .  | 193,131                                     | 1,296,827  | 174,061                                       | 93,291                                     | 563,979                                      | 729,898                                      | 116,519   | 48,442,474  |
| Federal Grants - Other . . . . .   | 10,016                                      | 36,707   | 64,446  | -  | 295,595                                      | 750,016                                      | 38,048  | 35,171,723  |
| Grants from other Local Units . . . . .                                    | -   | 21,848   | -   | 497  | 206,553                                      | -  | -   | 6,002,026   |
| <b>TOTAL INTERGOVERNMENTAL<br/>REVENUE . . . . .</b>                       | <b>\$ 2,574,120</b>                         | <b>\$ 10,122,055</b>                             | <b>\$ 2,198,213</b>                           | <b>\$ 1,431,414</b>                        | <b>\$ 5,545,086</b>                          | <b>\$ 7,366,383</b>                          | <b>\$ 2,413,824</b>                                     | <b>\$ 601,673,798</b>                               |
| CHARGES FOR SERVICES . . . . .   | 254,691                                     | 927,653  | 201,884                                       | 156,258                                    | 258,570                                      | 681,713                                      | 125,201   | 47,114,746  |
| INTEREST EARNINGS . . . . .  | 97,473                                      | 944,534  | 126,501                                       | 128,390                                    | 232,199                                      | 659,894                                      | 96,130  | 29,266,713  |
| WELFARE (INCOME FROM RECOVERIES) . . . . .                                 | -   | 60,056   | -   | 9,408                                      | 33,608                                       | 58,190                                       | 49,449  | 7,234,853   |
| ALL OTHER REVENUE - UNCLASSIFIED . . . . .                                 | 59,449                                      | 736,523  | 36,921  | 15,515                                     | 65,062                                       | 145,343                                      | 68,629  | 21,055,170  |
| <b>TOTAL REVENUE RECEIPTS . . . . .</b>                                    | <b>\$ 4,646,418</b>                         | <b>\$ 21,201,562</b>                             | <b>\$ 3,928,766</b>                           | <b>\$ 2,885,763</b>                        | <b>\$ 8,573,294</b>                          | <b>\$ 12,692,104</b>                         | <b>\$ 4,152,853</b>                                     | <b>\$ 1,071,921,340</b>                             |
| <b>NONREVENUE RECEIPTS</b>   |   |  |   |  |  |  |   |   |
| TOTAL BORROWING . . . . .  | -   | -  | -   | 358,188                                    | -  | -  | 251,237   | 7,085,237   |
| REFUNDS AND REIMBURSEMENTS . . . . .                                       | 109,663                                     | 1,332,782  | 24,192  | 82,493                                     | 283,582                                      | 545,611                                      | 106,933   | 23,736,603  |
| TRUST AND AGENCY RECEIPTS . . . . .  | 6,773,874                                   | 42,796,498                                       | 8,263,689                                     | 5,517,811                                  | 30,585,845                                   | 27,062,122                                   | 10,026,508  | 2,010,681,587                                       |
| SALE OF INVESTMENTS . . . . .  | 3,372,000                                   | -  | 4,726,444                                     | 3,390,000                                  | 1,531,662                                    | -  | 4,352,355   | 64,596,397  |
| <b>TOTAL NONREVENUE RECEIPTS . . . . .</b>                                 | <b>\$ 10,255,537</b>                        | <b>\$ 44,129,280</b>                             | <b>\$ 13,014,325</b>                          | <b>\$ 9,348,492</b>                        | <b>\$ 32,401,089</b>                         | <b>\$ 27,607,733</b>                         | <b>\$ 14,737,033</b>                                    | <b>\$ 2,106,099,824</b>                             |
| <b>TOTAL RECEIPTS . . . . .</b>  | <b>\$ 14,901,955</b>                        | <b>\$ 65,330,842</b>                             | <b>\$ 16,943,091</b>                          | <b>\$ 12,234,255</b>                       | <b>\$ 40,974,383</b>                         | <b>\$ 40,299,837</b>                         | <b>\$ 18,889,886</b>                                    | <b>\$ 3,178,021,164</b>                             |

NOTE: (1) Taxable value of real and personal property, 1977 assessment for taxes collectible in 1978.  
(2) 1977 tax levy for taxes collectible in 1978.  
(3) Includes local government aid and homestead credit.  
(4) Includes County share of State gasoline tax and other aids for highways.

TABLE 12 (Continued)  
CLASSIFICATION OF COUNTY DISBURSEMENTS 1978

| NAME OF COUNTY   | Waseca        | Washington    | Watonwan      | Wilkin        | Winona        | Wright        | Yellow<br>Medicine | Total            |
|--|---------------|---------------|---------------|---------------|---------------|---------------|--------------------|------------------|
| <b>DISBURSEMENTS</b>   |               |               |               |               |               |               |                    |                  |
| <b>CURRENT EXPENSE</b>   |               |               |               |               |               |               |                    |                  |
| GENERAL GOVERNMENT <sup>1</sup> . . . . .                          | \$ 659,347    | \$ 3,698,552  | \$ 455,894    | \$ 393,066    | \$ 918,606    | \$ 1,273,701  | \$ 481,408         | \$ 127,084,668   |
| <b>PUBLIC SAFETY</b>   |               |               |               |               |               |               |                    |                  |
| Sheriff . . . . .  | 224,396       | 1,590,911     | 142,777       | 94,812        | 366,700       | 1,059,357     | 78,899             | 38,703,065       |
| Corrections . . . . .  | 83,192        | 204,832       | 1,493         | 30,020        | 107,267       | 74,203        | 83,270             | 34,973,263       |
| Other . . . . .  | 16,213        | 60,357        | 36,153        | 2,476         | 15,068        | 17,555        | 7,836              | 2,924,782        |
| TOTAL PUBLIC SAFETY . . . . .                                      | \$ 323,801    | \$ 1,856,100  | \$ 180,423    | \$ 127,308    | \$ 489,035    | \$ 1,151,115  | \$ 170,005         | \$ 76,601,110    |
| <b>CONSERVATION OF NATURAL<br/>RESOURCES<sup>2</sup> . . . . .</b> |               |               |               |               |               |               |                    |                  |
|  | 194,657       | 58,327        | 74,736        | 431,552       | 106,923       | 143,995       | 198,484            | 13,548,903       |
| <b>HIGHWAYS</b>  |               |               |               |               |               |               |                    |                  |
| Administration . . . . .   | 143,192       | 90,823        | 105,485       | 51,391        | 156,919       | 194,664       | 169,083            | 15,160,025       |
| Operation and Maintenance . . . . .                                | 1,104,730     | 1,702,478     | 1,745,479     | 1,447,479     | 2,609,442     | 2,981,362     | 2,496,786          | 174,730,961      |
| TOTAL HIGHWAYS . . . . .   | \$ 1,247,922  | \$ 1,793,301  | \$ 1,850,964  | \$ 1,498,870  | \$ 2,766,361  | \$ 3,176,026  | \$ 2,665,869       | \$ 189,890,926   |
| <b>SANITATION . . . . .</b>  |               |               |               |               |               |               |                    |                  |
|  | 39,703        | 23,359        | 32,010        | -             | -             | -             | -                  | 2,779,669        |
| <b>CONSERVATION OF HEALTH . . . . .</b>                            |               |               |               |               |               |               |                    |                  |
|  | 63,237        | 319,092       | -             | 86,928        | 200,626       | 121,877       | 38,120             | 35,680,927       |
| <b>CONTRIBUTIONS TO ENTERPRISE FUNDS . . . . .</b>                 |               |               |               |               |               |               |                    |                  |
|  | -             | -             | -             | -             | -             | -             | -                  | 14,937,596       |
| <b>WELFARE</b>   |               |               |               |               |               |               |                    |                  |
| Administration . . . . .   | 136,353       | 1,014,530     | -             | 103,762       | 369,949       | 575,133       | 194,757            | 98,348,155       |
| General Relief . . . . .   | 129,071       | 1,401,723     | -             | 103,607       | 565,110       | 497,251       | 201,132            | 64,516,177       |
| Aid to Families with<br>Dependent Children . . . . .               | 407,254       | 3,163,786     | -             | 179,764       | 1,275,319     | 1,459,256     | 218,482            | 164,225,937      |
| Medical Assistance . . . . .                                       | 62,782        | 342,010       | -             | 51,992        | 157,138       | 243,536       | 58,737             | 20,103,325       |
| Social Services . . . . .  | 205,163       | 2,206,935     | -             | 141,955       | 374,127       | 707,333       | 221,695            | 53,321,117       |
| Other Welfare Costs . . . . .                                      | 29,604        | 104,928       | 823,356       | 16,192        | 41,380        | 76,440        | 9,099              | 14,189,872       |
| TOTAL WELFARE . . . . .  | \$ 970,227    | \$ 8,233,912  | \$ 823,356(4) | \$ 597,272    | \$ 2,783,023  | \$ 3,558,949  | \$ 903,902         | \$ 414,704,583   |
| <b>LIBRARIES . . . . .</b>   |               |               |               |               |               |               |                    |                  |
|  | 62,854        | 414,469       | 118,637       | -             | 60,548        | 114,880       | -                  | 13,044,823       |
| <b>PARKS AND RECREATION<sup>3</sup> . . . . .</b>                  |               |               |               |               |               |               |                    |                  |
|  | 24,565        | 218,010       | 28,013        | 375           | 3,560         | 198,418       | 26,735             | 7,751,688        |
| <b>OTHER CULTURE - RECREATION . . . . .</b>                        |               |               |               |               |               |               |                    |                  |
|  | -             | -             | -             | 6,800         | -             | -             | -                  | 1,687,408        |
| <b>MISCELLANEOUS . . . . .</b>                                     |               |               |               |               |               |               |                    |                  |
|  | 294,662       | 359,641       | 243,767       | 123,860       | 243,778       | 670,821       | 206,029            | 43,079,089       |
| <b>INTEREST PAYMENTS . . . . .</b>                                 |               |               |               |               |               |               |                    |                  |
|  | 69,381        | 115,843       | 17,882        | 78,393        | 45,273        | -             | 32,721             | 5,554,910        |
| TOTAL CURRENT EXPENSE . . . . .                                    | \$ 3,950,356  | \$ 17,090,606 | \$ 3,825,682  | \$ 3,344,424  | \$ 7,617,733  | \$ 10,409,782 | \$ 4,723,273       | \$ 946,346,300   |
| <b>CAPITAL OUTLAY</b>  |               |               |               |               |               |               |                    |                  |
| <b>HIGHWAYS . . . . .</b>  |               |               |               |               |               |               |                    |                  |
|  | 122,360       | 3,600,601     | 149,797       | 126,977       | 148,954       | 178,094       | 91,356             | 34,042,707       |
| <b>GENERAL GOVERNMENT . . . . .</b>                                |               |               |               |               |               |               |                    |                  |
|  | 9,872         | 189,955       | 70,181        | 15,757        | 14,848        | 59,547        | 7,548              | 12,073,305       |
| <b>ALL OTHER . . . . .</b>   |               |               |               |               |               |               |                    |                  |
|  | 868           | 222,876       | 24,958        | 10,904        | 1,366,276     | 447,477       | 35,248             | 29,729,631       |
| TOTAL CAPITAL OUTLAY . . . . .                                     | 133,100       | 4,013,432     | 244,936       | 153,638       | 1,530,078     | 685,118       | 134,152            | 75,845,643       |
| TOTAL EXPENDITURES . . . . .                                       | \$ 4,083,456  | \$ 21,104,038 | \$ 4,070,618  | \$ 3,498,062  | \$ 9,147,811  | \$ 11,094,900 | \$ 4,857,425       | \$ 1,022,191,943 |
| <b>DISBURSEMENTS NOT CHARGEABLE<br/>AS EXPENDITURES</b>            |               |               |               |               |               |               |                    |                  |
| <b>DEBT REDEMPTION - BONDS PAID . . . . .</b>                      |               |               |               |               |               |               |                    |                  |
|  | 208,000       | 75,000        | 32,000        | 152,000       | 50,000        | -             | 116,000            | 10,897,132       |
| <b>REFUNDS AND REIMBURSEMENTS . . . . .</b>                        |               |               |               |               |               |               |                    |                  |
|  | 45,828        | 727           | 1,492         | 50,851        | 201,464       | 445,677       | 75,088             | 13,986,385       |
| <b>TRUST AND AGENCY PAYMENTS . . . . .</b>                         |               |               |               |               |               |               |                    |                  |
|  | 4,806,081     | 33,673,203    | 8,387,830     | 5,520,711     | 31,895,756    | 26,981,814    | 10,162,024         | 2,021,221,929    |
| <b>PURCHASE OF INVESTMENTS . . . . .</b>                           |               |               |               |               |               |               |                    |                  |
|  | 3,200,000     | -             | 5,069,546     | 2,890,000     | 1,591,000     | -             | 3,585,334          | 68,690,062       |
| TOTAL DISBURSEMENTS . . . . .                                      | \$ 12,343,365 | \$ 54,852,968 | \$ 17,561,486 | \$ 12,111,624 | \$ 42,886,031 | \$ 38,522,391 | \$ 18,795,871      | \$ 3,136,987,451 |

- NOTE: (1) Includes expense of all general county offices and buildings - assessor, treasurer, attorney, election, audits, etc.  
(2) Includes county agent, county fair appropriations, lake and stream improvements, ditch maintenance and repairs, and weed eradication.  
(3) Includes cost of county recreational activities, buildings, and park and playground areas.  
(4) Tri County Human Services (Faribault, Martin, and Watonwan Counties) reported in Martin County.  
(5) Region VIII North Welfare Board (Lincoln, Lyon, and Murray Counties) reported in Lyon County.  
(6) Scott County welfare includes income subsidies.

TABLE 13  
SCHEDULED BOND MATURITIES FOR COUNTIES  
After December 31, 1978

| COUNTY              | TOTAL BONDS<br>OUTSTANDING | 1979    | 1980    | 1981    | 1982    | 1983    | 1984    | 1985    | 1986    | 1987    | 1988-2007 |      |
|---------------------|----------------------------|---------|---------|---------|---------|---------|---------|---------|---------|---------|-----------|------|
| * AITKIN            |                            |         |         |         |         |         |         |         |         |         |           |      |
| * ANOKA             | 625000                     | 20000   | 20000   | 20000   | 20000   | 25000   | 25000   | 25000   | 25000   | 30000   | 415000    | 1998 |
| * BECKER            | 640000                     | 115000  | 15000   | 15000   | 15000   | 20000   | 20000   | 20000   | 20000   | 20000   | 380000    | 1999 |
| * BELTRAMI          | 2250000                    | 255000  | 260000  | 255000  | 200000  | 190000  | 190000  | 190000  | 190000  | 160000  | 360000    | 1999 |
| * BENTON            |                            |         |         |         |         |         |         |         |         |         |           |      |
| * BIG STONE         |                            |         |         |         |         |         |         |         |         |         |           |      |
| * BLUE EARTH        | 833000                     | 82000   | 84000   | 84000   | 94000   | 89000   | 90000   | 90000   | 90000   | 85000   | 45000     | 1988 |
| * BROWN             | 1663000                    | 161000  | 131000  | 137000  | 136000  | 116000  | 132000  | 95000   | 90000   | 95000   | 570000    | 1998 |
| * CARLTON           |                            |         |         |         |         |         |         |         |         |         |           |      |
| * CARVER            | 960000                     | 110000  | 115000  | 120000  | 115000  | 120000  | 115000  | 70000   | 70000   | 60000   | 65000     | 1993 |
| * CASS              | 280000                     | 140000  | 140000  |         |         |         |         |         |         |         |           |      |
| * CHIPPEWA          | 3585000                    | 350000  | 365000  | 360000  | 315000  | 315000  | 325000  | 200000  | 165000  | 390000  | 800000    | 1995 |
| * CHISAGO           | 2290000                    | 165000  | 170000  | 210000  | 215000  | 220000  | 225000  | 230000  | 235000  | 240000  | 380000    | 1990 |
| * CLAY              | 645000                     | 240000  | 250000  | 155000  |         |         |         |         |         |         |           |      |
| * CLEARWATER        | 902000                     | 120000  | 117000  | 110000  | 110000  | 110000  | 115000  | 115000  | 15000   | 15000   | 75000     | 1992 |
| * COOK              | 685000                     | 35000   | 35000   | 45000   | 45000   | 45000   | 45000   | 55000   | 55000   | 55000   | 270000    | 1996 |
| * COTTONWOOD        |                            |         |         |         |         |         |         |         |         |         |           |      |
| * CROW WING         | 206000                     | 66000   | 15000   | 15000   | 15000   | 15000   | 20000   | 20000   | 20000   | 20000   |           |      |
| * DAKOTA            | 35000                      | 25000   | 10000   |         |         |         |         |         |         |         |           |      |
| * DODGE             | 935000                     | 30000   | 40000   | 40000   | 40000   | 40000   | 45000   | 45000   | 45000   | 50000   | 560000    | 1997 |
| * DOUGLAS           | 3175000                    | 125000  | 130000  | 135000  | 145000  | 150000  | 155000  | 160000  | 165000  | 170000  | 1840000   | 1999 |
| * FARIBAUT          | 1010000                    | 170000  | 160000  | 155000  | 140000  | 170000  | 35000   | 40000   | 35000   | 40000   | 65000     | 1992 |
| * FILLMORE          | 460000                     | 110000  | 110000  | 110000  | 10000   | 15000   | 15000   | 15000   | 15000   | 15000   | 45000     | 1990 |
| * FREEBORN          | 2521000                    | 238000  | 248000  | 278000  | 253000  | 269000  | 260000  | 260000  | 100000  | 90000   | 525000    | 1997 |
| * GOODHUE           | 366000                     | 14000   | 15000   | 15000   | 15000   | 17000   | 17000   | 18000   | 19000   | 20000   | 216000    | 1996 |
| * GRANT             | 260000                     | 25000   | 30000   | 25000   | 30000   | 30000   | 20000   | 20000   | 20000   | 20000   | 40000     | 1989 |
| * HENNEPIN          | 41275000                   | 5075000 | 4800000 | 4125000 | 4275000 | 3525000 | 3525000 | 3500000 | 3500000 | 2900000 | 6050000   | 1994 |
| * HOUSTON           |                            |         |         |         |         |         |         |         |         |         |           |      |
| * HUBBARD           | 75000                      | 75000   |         |         |         |         |         |         |         |         |           |      |
| * ISANTI            | 5130000                    | 30000   | 85000   | 90000   | 95000   | 100000  | 110000  | 120000  | 125000  | 125000  | 4250000   | 2007 |
| * ITASCA            | 740000                     | 115000  | 130000  | 70000   | 75000   | 80000   | 85000   | 90000   | 95000   |         |           |      |
| * JACKSON           | 127000                     | 8000    | 9000    | 8000    | 13000   | 14000   | 5000    | 5000    | 5000    | 5000    | 55000     | 1995 |
| * KANABEC           | 1005000                    | 50000   | 55000   | 70000   | 70000   | 75000   | 55000   | 60000   | 90000   | 90000   | 390000    | 1991 |
| * KANDIYODHI        | 3918000                    | 283700  | 288700  | 298800  | 268900  | 264000  | 269100  | 269200  | 264300  | 270400  | 1440900   | 2006 |
| * KITTSON           | 699000                     | 32000   | 33000   | 38000   | 39000   | 15000   | 15000   | 16000   | 17000   | 18000   | 476000    | 2004 |
| * KOOCHICHING       | 1733000                    | 221000  | 246000  | 57000   | 57000   | 62000   | 62000   | 67000   | 72000   | 77000   | 812000    | 1999 |
| * LAC QUI PARLE     | 1500000                    | 250000  | 250000  | 225000  | 210000  | 105000  | 100000  | 95000   | 95000   | 30000   | 140000    | 1993 |
| * LAKE              | 1760000                    | 70000   | 70000   | 70000   | 105000  | 105000  | 105000  | 110000  | 115000  | 115000  | 895000    | 2001 |
| * LAKE OF THE WOODS | 440837                     | 36065   | 39068   | 43570   | 43678   | 23790   | 23906   | 20760   | 20000   | 25000   | 165000    | 1993 |
| * LE SUEUR          | 440000                     | 56000   | 55000   | 51000   | 45000   | 35000   | 36000   | 35000   | 35000   | 31000   | 61000     | 1996 |
| * LINCOLN           |                            |         |         |         |         |         |         |         |         |         |           |      |
| * LYON              |                            |         |         |         |         |         |         |         |         |         |           |      |
| * MCLEOD            | 435000                     | 35000   | 35000   | 40000   | 40000   | 40000   | 45000   | 45000   | 35000   | 20000   | 100000    | 1995 |
| * MAHONEN           | 188000                     | 3500    | 4000    | 4000    | 4500    | 4500    | 4500    | 5000    | 5000    | 5500    | 147500    | 2004 |
| * MARSHALL          | 1870473                    | 102154  | 104745  | 103400  | 107121  | 112411  | 116273  | 71369   | 69000   | 39000   | 1045000   | 2004 |

TABLE 13 (Continued)  
SCHEDULED BOND MATURITIES FOR COUNTIES  
After December 31, 1978

| COUNTY            | TOTAL BONDS<br>OUTSTANDING | 1979     | 1980     | 1981     | 1982     | 1983     | 1984     | 1985     | 1986     | 1987     | 1988-2007 |      |
|-------------------|----------------------------|----------|----------|----------|----------|----------|----------|----------|----------|----------|-----------|------|
| * MARTIN          | 1189000                    | 112000   | 120000   | 107000   | 100000   | 85000    | 80000    | 80000    | 85000    | 80000    | 340000    | 1994 |
| * MEEKER          | 1775000                    | 215000   | 235000   | 240000   | 120000   | 125000   | 115000   | 115000   | 115000   | 115000   | 380000    | 1993 |
| * MILLE LACS      |                            |          |          |          |          |          |          |          |          |          |           |      |
| * MORRISON        |                            |          |          |          |          |          |          |          |          |          |           |      |
| * MOWER           | 410000                     | 10000    | 5000     | 30000    | 25000    | 30000    | 25000    | 30000    | 25000    | 25000    | 205000    | 2000 |
| * MURRAY          | 725000                     | 40000    | 45000    | 45000    | 45000    | 50000    | 50000    | 55000    | 60000    | 60000    | 275000    | 1991 |
| * NICOLLET        | 1030000                    | 65000    | 55000    | 65000    | 65000    | 85000    | 80000    | 75000    | 65000    | 75000    | 400000    | 1997 |
| * NOBLES          | 750000                     | 100000   | 100000   | 100000   | 100000   | 100000   | 125000   | 125000   |          |          |           |      |
| * NORMAN          | 1027000                    | 147000   | 284000   | 152000   | 147000   | 102000   | 100000   | 30000    | 30000    | 15000    | 18000     | 1988 |
| * OLMSTED         | 995000                     | 75000    | 75000    | 80000    | 80000    | 80000    | 80000    | 50000    | 50000    | 50000    | 375000    | 1995 |
| * OTTER TAIL      | 440000                     | 20000    | 35000    | 40000    | 35000    | 45000    | 40000    | 45000    | 45000    | 50000    | 85000     | 1994 |
| * PENNINGTON      | 2340000                    | 125000   | 150000   | 210000   | 215000   | 170000   | 180000   | 105000   | 105000   | 120000   | 960000    | 1995 |
| * PINE            | 160000                     | 20000    | 20000    | 20000    | 20000    | 20000    | 20000    | 20000    | 20000    |          |           |      |
| * PIPESTONE       | 1010000                    | 75000    | 80000    | 85000    | 90000    | 100000   | 100000   | 110000   | 120000   | 130000   | 120000    | 1990 |
| * POLK            | 2203000                    | 230000   | 207000   | 213000   | 205000   | 166000   | 38000    | 44000    | 36000    | 38000    | 1026000   | 2004 |
| * POPE            | 6000                       | 3000     | 3000     |          |          |          |          |          |          |          |           |      |
| * RAMSEY          | 38385000                   | 2335000  | 2805000  | 2910000  | 3010000  | 3005000  | 3025000  | 3115000  | 2995000  | 3040000  | 12145000  | 1994 |
| * RED LAKE        | 655000                     | 118000   | 122000   | 108000   | 102000   | 50000    | 55000    | 45000    | 20000    | 5000     | 30000     | 1992 |
| * REDWOOD         | 1297000                    | 231000   | 231000   | 210000   | 165000   | 120000   | 95000    | 90000    | 85000    | 35000    | 35000     | 1988 |
| * RENVILLE        |                            |          |          |          |          |          |          |          |          |          |           |      |
| * RICE            | 875000                     | 130000   | 130000   | 130000   | 130000   | 135000   | 25000    | 25000    | 25000    | 25000    | 120000    | 1991 |
| * ROCK            | 1800000                    |          | 1800000  |          |          |          |          |          |          |          |           |      |
| * ROSEAU          | 60000                      | 5000     | 10000    | 10000    | 5000     | 10000    | 10000    | 10000    |          |          |           |      |
| * ST. LOUIS       |                            |          |          |          |          |          |          |          |          |          |           |      |
| * SCOTT           | 780000                     | 70000    | 70000    | 60000    | 60000    | 65000    | 65000    | 70000    | 70000    | 75000    | 175000    | 1991 |
| * SHERBURNE       |                            |          |          |          |          |          |          |          |          |          |           |      |
| * SIBLEY          | 850000                     | 75000    | 75000    | 75000    | 60000    | 65000    | 80000    | 75000    | 60000    | 50000    | 235000    | 1998 |
| * STEARNS         |                            |          |          |          |          |          |          |          |          |          |           |      |
| * STEELE          | 1951232                    | 184300   | 189900   | 155500   | 91200    | 91900    | 102009   | 102722   | 88457    | 89215    | 856029    | 1997 |
| * STEVENS         | 2365000                    | 70000    | 75000    | 80000    | 85000    | 100000   | 100000   | 100000   | 100000   | 125000   | 1530000   | 1996 |
| * SWIFT           | 1152828                    | 72377    | 78513    | 79654    | 76800    | 67953    | 82111    | 78276    | 72448    | 68626    | 476070    | 1997 |
| * TODD            |                            |          |          |          |          |          |          |          |          |          |           |      |
| * TRAVERSE        |                            |          |          |          |          |          |          |          |          |          |           |      |
| * WABASHA         |                            |          |          |          |          |          |          |          |          |          |           |      |
| * WADENA          | 1305000                    | 80000    | 80000    | 80000    | 80000    | 85000    | 85000    | 90000    | 90000    | 90000    | 545000    | 1997 |
| * WASECA          | 1415274                    | 208000   | 208000   | 217000   | 218000   | 228000   | 235692   | 70500    | 7500     | 7500     | 15082     | 1989 |
| * WASHINGTON      | 2100000                    | 75000    | 75000    | 90000    | 90000    | 90000    | 90000    | 90000    | 110000   | 110000   | 1280000   | 1997 |
| * WATDNWAN        | 292000                     | 27000    | 43000    | 28000    | 38000    | 28000    | 33000    | 15000    | 15000    | 15000    | 50000     | 1992 |
| * WILKIN          | 1758000                    | 153000   | 167000   | 173000   | 172000   | 163000   | 167000   | 168000   | 162000   | 168000   | 265000    | 1994 |
| * WINDNA          | 970000                     | 55000    | 60000    | 60000    | 60000    | 65000    | 65000    | 70000    | 70000    | 75000    | 390000    | 1992 |
| * WRIGHT          |                            |          |          |          |          |          |          |          |          |          |           |      |
| * YELLOW MEDICINE | 1292000                    | 152000   | 145000   | 140000   | 105000   | 95000    | 80000    | 80000    | 50000    | 50000    | 395000    | 1998 |
| TOTAL             | 159025644                  | 14316096 | 16444926 | 13570924 | 13156199 | 12138554 | 11833591 | 11355827 | 10692705 | 10112241 | 45404581  |      |

TABLE 14  
OUTSTANDING INDEBTEDNESS OF COUNTIES  
December 31, 1978

| COUNTY              | GENERAL OBLIGATION | SPECIAL ASSESSMENT | G.O. REVENUE | REVENUE | REFUNDING | ALL OTHER # | TOTAL INDEBTEDNESS |
|---------------------|--------------------|--------------------|--------------|---------|-----------|-------------|--------------------|
| * AITKIN            |                    |                    |              |         |           |             |                    |
| * ANOKA             |                    |                    | 625000       |         |           |             | 625000             |
| * BECKER            |                    |                    | 540000       |         |           | 100000      | 640000             |
| * BELTRAMI          |                    |                    | 795000       |         |           | 1455000     | 2250000            |
| * BENTON            |                    |                    |              |         |           |             |                    |
| * BIG STONE         |                    |                    |              |         |           |             |                    |
| * BLUE EARTH        |                    | 568000             |              |         |           | 265000      | 833000             |
| * BROWN             |                    | 1628000            |              |         | 35000     |             | 1663000            |
| * CARLTON           |                    |                    |              |         |           |             |                    |
| * CARVER            | 315000             | 250000             |              |         |           | 395000      | 960000             |
| * CASS              |                    |                    |              |         |           | 280000      | 280000             |
| * CHIPPEWA          |                    | 2140000            |              | 845000  |           | 600000      | 3585000            |
| * CHISAGO           |                    |                    |              | 870000  |           | 1420000     | 2290000            |
| * CLAY              | 40000              |                    |              |         |           | 605000      | 645000             |
| * CLEARWATER        |                    | 12000              |              | 185000  |           | 705000      | 902000             |
| * COOK              | 685000             |                    |              |         |           |             | 685000             |
| * COTTONWOOD        |                    |                    |              |         |           |             |                    |
| * CROW WING         |                    | 206000             |              |         |           |             | 206000             |
| * DAKOTA            |                    | 35000              |              |         |           |             | 35000              |
| * DODGE             | 935000             |                    |              |         |           |             | 935000             |
| * DOUGLAS           | 540000             |                    |              | 2635000 |           |             | 3175000            |
| * FARIBAUT          |                    | 485000             |              |         |           | 525000      | 1010000            |
| * FILLMORE          | 160000             |                    |              |         |           | 300000      | 460000             |
| * FREEBORN          |                    | 1436000            |              |         |           | 1085000     | 2521000            |
| * GOODHUE           |                    | 366000             |              |         |           |             | 366000             |
| * GRANT             | 210000             |                    |              | 50000   |           |             | 260000             |
| * HENNEPIN          | 25575000           |                    |              |         | 15700000  |             | 41275000           |
| * HOUSTON           |                    |                    |              |         |           |             |                    |
| * HUBBARD           | 25000              |                    |              |         |           | 50000       | 75000              |
| * ISANTI            |                    |                    |              | 1445000 | 3685000   |             | 5130000            |
| * ITASCA            | 630000             |                    |              | 110000  |           |             | 740000             |
| * JACKSON           |                    | 127000             |              |         |           |             | 127000             |
| * KANABEC           |                    |                    | 1005000      |         |           |             | 1005000            |
| * KANDIYOHJI        | 1010000            | 2908000            |              |         |           |             | 3918000            |
| * KITSON            | 90000              | 609000             |              |         |           |             | 699000             |
| * KOOCHICHING       |                    | 288000             | 1045000      |         |           | 400000      | 1733000            |
| * LAC QUI PARLE     |                    | 1085000            |              |         | 20000     | 395000      | 1500000            |
| * LAKE              | 310000             |                    |              | 1000000 |           | 450000      | 1760000            |
| * LAKE OF THE WOODS | 325000             | 25837              | 90000        |         |           |             | 440837             |
| * LE SUEUR          |                    | 440000             |              |         |           |             | 440000             |
| * LINCOLN           |                    |                    |              |         |           |             |                    |
| * LYON              |                    |                    |              |         |           |             |                    |
| * MCLEOD            |                    | 435000             |              |         |           |             | 435000             |
| * MAHONOMEN         | 188000             |                    |              |         |           |             | 188000             |
| * MARSHALL          |                    | 1870473            |              |         |           |             | 1870473            |
| * MARTIN            |                    | 1189000            |              |         |           |             | 1189000            |
| * MEEKER            |                    | 615000             |              | 825000  |           | 335000      | 1775000            |
| * MILLE LACS        |                    |                    |              |         |           |             |                    |
| * MORRISON          |                    |                    |              |         |           |             |                    |
| * MOWER             |                    | 410000             |              |         |           |             | 410000             |
| * MURRAY            | 725000             |                    |              |         |           |             | 725000             |
| * NICOLLET          |                    | 1030000            |              |         |           |             | 1030000            |
| * NOBLES            |                    |                    |              |         |           | 750000      | 750000             |
| * NORMAN            |                    | 462000             |              |         |           | 565000      | 1027000            |
| * OLMSTED           |                    | 825000             | 170000       |         |           |             | 995000             |
| * OTTER TAIL        |                    | 185000             | 255000       |         |           |             | 440000             |
| * PENNINGTON        |                    |                    |              |         | 1690000   | 650000      | 2340000            |
| * FINE              |                    |                    | 160000       |         |           |             | 160000             |
| * PIPESTONE         |                    |                    | 135000       |         |           | 875000      | 1010000            |
| * POLK              | 180000             | 1383000            |              |         |           | 640000      | 2203000            |
| * POPE              |                    | 6000               |              |         |           |             | 6000               |
| * RANSEY            | 25915000           |                    |              |         | 12470000  |             | 38385000           |
| * RED LAKE          | 30000              | 305000             | 120000       |         |           | 200000      | 655000             |
| * REDWOOD           |                    | 1297000            |              |         |           |             | 1297000            |
| * RENVILLE          |                    |                    |              |         |           |             |                    |
| * RICE              | 325000             |                    |              |         |           | 550000      | 875000             |
| * ROCK              | 1800000            |                    |              |         |           |             | 1800000            |
| * ROSEAU            |                    | 60000              |              |         |           |             | 60000              |
| * ST. LOUIS         |                    |                    |              |         |           |             |                    |
| * SCOTT             | 685000             | 95000              |              |         |           |             | 780000             |
| * SHERBURNE         |                    |                    |              |         |           |             |                    |
| * SIBLEY            | 345000             | 505000             |              |         |           |             | 850000             |
| * STEARNS           |                    |                    |              |         |           |             |                    |
| * STEELE            | 1085000            | 221232             |              | 330000  |           | 315000      | 1951232            |
| * STEVENS           |                    |                    | 2365000      |         |           |             | 2365000            |
| * SWIFT             |                    | 697828             |              | 455000  |           |             | 1152828            |
| * TODD              |                    |                    |              |         |           |             |                    |
| * TRAVERSE          |                    |                    |              |         |           |             |                    |
| * WABASHA           |                    |                    |              |         |           |             |                    |
| * WADENA            | 330000             |                    |              |         | 975000    |             | 1305000            |
| * WASECA            |                    | 310274             |              |         |           | 1105000     | 1415274            |
| * WASHINGTON        | 2100000            |                    |              |         |           |             | 2100000            |
| * WATONWAN          |                    | 292000             |              |         |           |             | 292000             |
| * WILKIN            |                    | 768000             |              |         |           | 990000      | 1758000            |
| * WINONA            | 970000             |                    |              |         |           |             | 970000             |
| * WRIGHT            |                    |                    |              |         |           |             |                    |
| * YELLOW MEDICINE   |                    | 1042000            |              |         |           | 250000      | 1292000            |
| TOTAL               | 65528000           | 26612644           | 7305000      | 8750000 | 34575000  | 16255000    | 159025644          |

NOTE: # Includes bonds payable from County State-Aid street allocations.

TABLE 15  
ANALYSIS OF COUNTY HOSPITAL OPERATIONS  
Year Ended December 31, 1978

| NAME                             | LOCATION     | STATEMENT OF INCOME AND EXPENSE |                      |                                 |                              |                              |                           | CONTRIB.<br>FROM GOVTL<br>FUNDS | BORROWING | CAPITAL<br>OUTLAY | DEBT SERVICE     |                 |
|----------------------------------|--------------|---------------------------------|----------------------|---------------------------------|------------------------------|------------------------------|---------------------------|---------------------------------|-----------|-------------------|------------------|-----------------|
|                                  |              | OPERATING<br>REVENUE            | OPERATING<br>EXPENSE | OPERATING<br>INCOME<br>OR -LOSS | NON-<br>OPERATING<br>REVENUE | NON-<br>OPERATING<br>EXPENSE | NET<br>INCOME<br>OR -LOSS |                                 |           |                   | INTEREST<br>PAID | DEBT<br>RETIRED |
| * ASHTON MEMORIAL [1]            | PIPESTONE    | 1527364                         | 1552729              | -25365                          | 86832                        | 15020                        | 46447                     | 81455                           |           | 67442             | 6516             | 30000           |
| * CHIPPEWA COUNTY-MONTEVIDEO [2] | MONTEVIDEO   | 1439772                         | 1387566              | 52206                           | 100297                       | 22                           | 152481                    | 95990                           |           | 32743             | 50922            | 20000           |
| * CLEARWATER MEMORIAL            | BAGLEY       | 1078938                         | 1116600              | -37662                          | 8488                         | 9642                         | -38816                    | 44342                           |           | 57120             | 9605             | 10000           |
| * COOK COUNTY-NORTH SHORE        | GRAND MARAIS | 618249                          | 674014               | -55765                          |                              |                              | -55765                    | 21645                           |           | 60149             |                  |                 |
| * DOUGLAS                        | ALEXANDRIA   | 5347093                         | 5259437              | 87656                           | 33927                        |                              | 121583                    |                                 |           | 476678            | 137629           | 60000           |
| * GRANT                          | ELBOW LAKE   | 861742                          | 814335               | 47407                           | 20196                        | 9134                         | 58469                     | 27332                           |           | 44277             | 18128            | 30000           |
| * HENNEPIN MEDICAL CENTER        | MINNEAPOLIS  | 53716587                        | 60029344             | -6312757                        | 9793706                      | 741250                       | 2739699                   | 9793706                         |           | 1586804           | 741250           | 2205000         |
| * ITASCA MEMORIAL                | GRAND RAPIDS | 5844489                         | 6146924              | -302435                         | 274249                       |                              | -28186                    | 250016                          |           | 569508            | 9385             | 50000           |
| * KANABEC                        | MORA         | 1797994                         | 1813694              | -15700                          | 2456                         | 6656                         | -19900                    | 61112                           |           | 97950             | 55859            | 45000           |
| * MAHNOMEN COUNTY-CITY [1][2][3] | MAHNOMEN     | 738620                          | 778750               | -40130                          | 78298                        | 10141                        | 28027                     | 54235                           |           | 10383             | 9575             | 3500            |
| * MEEKER MEMORIAL                | LITCHFIELD   | 2331094                         | 2279171              | 51923                           | 55767                        |                              | 107690                    | 135377                          |           | 98190             | 60300            | 75000           |
| * MURRAY MEMORIAL                | SLAYTON      | 831158                          | 936062               | -104904                         | 26558                        | 37804                        | -116150                   | 619026                          |           | 1255886           | 37435            | 40000           |
| * OLMSTED                        | ROCHESTER    | 2779283                         | 2699208              | 80075                           | 191                          | 1412                         | 78854                     | 31181                           |           | 73465             | 8860             | 25000           |
| * RENVILLE MEMORIAL              | OLIVIA       | 1252088                         | 1255302              | -3214                           | 1710                         | 2785                         | -4289                     | 147439                          |           | 239199            |                  |                 |
| * STEVENS MEMORIAL               | MORRIS       | 1560741                         | 1821138              | -260397                         | 7140                         | 2048                         | -255305                   | 148270                          |           | 66789             | 248851           | 65000           |
| * ST. PAUL-RAMSEY [2][4]         | ST. PAUL     | 44886736                        | 45031940             | -145204                         |                              | 478038                       | -623242                   | 3354639                         |           | 2738409           | 478038           | 675000          |
| * SWIFT COUNTY-BENSON [2]        | BENSON       | 747030                          | 843473               | -96443                          | 23322                        |                              | -73121                    | 3652                            |           | 12726             | 33705            | 1500            |
| TOTAL                            |              | 127358978                       | 134439687            | -7080709                        | 10513137                     | 1313952                      | 2118476                   | 14869417                        |           | 7487718           | 1906058          | 3335000         |

NOTE: (1) Includes operations of the County Nursing Home.  
(2) Operated jointly by municipality and county.  
(3) Excludes debt service paid by City of Mahnommen.  
(4) Excludes debt service paid by City of St. Paul.



TABLE 16  
ANALYSIS OF COUNTY NURSING HOME OPERATIONS  
December 31, 1978

| NAME                          | COUNTY              | STATEMENT OF INCOME AND EXPENSE |                      |                                 |                              |                              |                           | CONTRIB.<br>FROM GOVTL<br>FUNDS | BORROWING | CAPITAL<br>OUTLAY | DEBT SERVICE     |                 |
|-------------------------------|---------------------|---------------------------------|----------------------|---------------------------------|------------------------------|------------------------------|---------------------------|---------------------------------|-----------|-------------------|------------------|-----------------|
|                               |                     | OPERATING<br>REVENUE            | OPERATING<br>EXPENSE | OPERATING<br>INCOME<br>OR -LOSS | NON-<br>OPERATING<br>REVENUE | NON-<br>OPERATING<br>EXPENSE | NET<br>INCOME<br>OR -LOSS |                                 |           |                   | INTEREST<br>PAID | DEBT<br>RETIRED |
| * SUNNYSIDE                   | BECKER-CLAY         | 516390                          | 514306               | 2084                            | 4250                         |                              | 6334                      |                                 |           | 28990             | 26426            | 15000           |
| * LAKE JULIA                  | BELTRAMI            | 1197280                         | 1108971              | 88309                           | 3788                         | 40470                        | 51627                     | 41                              |           | 15010             | 40470            | 50000           |
| * GREEN ACRES                 | CHISAGO             | 1099018                         | 1051803              | 47215                           | 79259                        | 57808                        | 68666                     | 79259                           |           | 11004             | 57808            | 50000           |
| * NORTH SHORE                 | COOK                | 455670                          | 441635               | 14035                           |                              |                              | 14035                     | 51039                           |           |                   | 15254            | 25000           |
| * CEDARBROOK MANOR            | CROW WING           | 763580                          | 796189               | -32609                          | 18430                        |                              | -14179                    |                                 |           | 13651             |                  |                 |
| * FAIRVIEW                    | DODGE               | 727720                          | 705613               | 22107                           | 17233                        | 756                          | 38584                     |                                 |           | 31712             | 55055            | 30000           |
| * SUNSET                      | HUBBARD             | 1135009                         | 1103168              | 31841                           | 53739                        |                              | 85580                     | 96051                           |           | 3224              | 2743             | 40000           |
| * GRAND RAPIDS AND BIG FORK   | ITASCA              | 1476394                         | 1590651              | -114257                         |                              | 30222                        | -144479                   | 90222                           |           | 25008             | 30110            | 60000           |
| * KITTSON COUNTY              | KITTSON             | 331169                          | 314518               | 16651                           |                              |                              | 16651                     |                                 |           | 8038              |                  |                 |
| * FALLS                       | KOOCHICHING         | 585469                          | 562560               | 22909                           | 24062                        | 42172                        | 4799                      |                                 |           | 637137            | 42093            | 15000           |
| * LAKE COUNTY [3]             | LAKE                |                                 |                      |                                 | 3194                         |                              | 3194                      | 50384                           | 1003882   | 239457            |                  |                 |
| * NORTHERN MINNESOTA PIONEER  | LAKE OF THE WOODS   | 427293                          | 434414               | -7121                           | 15832                        | 3525                         | 5186                      |                                 |           | 9259              | 3525             | 20000           |
| * MAHNOMEN COUNTY-CITY [1][2] | MAHNOMEN            |                                 |                      |                                 |                              |                              |                           |                                 |           |                   |                  |                 |
| * OTTER TAIL                  | OTTER TAIL          | 433800                          | 437835               | -4035                           | 11171                        | 11438                        | -4302                     | 27574                           |           | 5051              | 11438            | 20000           |
| * OAKLAND PARK                | FENNINGTON-MARSHALL | 702770                          | 622854               | 79916                           | 36303                        | 120727                       | -4508                     | 30166                           | 1050000   | 30166             | 60356            | 1050000         |
| * ASHTON MEMORIAL [2]         | PIPESTONE           |                                 |                      |                                 |                              |                              |                           |                                 |           |                   |                  |                 |
| * RAMSEY COUNTY               | RAMSEY              | 2243567                         | 2183316              | 60251                           | 340347                       |                              | 400598                    | 228814                          | 4057687   | 713277            |                  |                 |
| * HILLCREST                   | RED LAKE            | 577517                          | 574124               | 3393                            | 3838                         | 10851                        | -3620                     | 15000                           |           | 376               | 10851            | 25000           |
| * CEDAR VIEW                  | STEELE              | 1113105                         | 1001800              | 111305                          | 5185                         | 84652                        | 31838                     |                                 |           | 6438              | 84652            | 35000           |
| * COOK, MORROW AND JENSEN [4] | ST. LOUIS           | 7634774                         | 8377312              | -742538                         | 784636                       | 18285                        | 23813                     | 737836                          |           | 98640             |                  |                 |
| * NOPEMING                    | ST. LOUIS           |                                 |                      |                                 |                              |                              |                           |                                 |           |                   |                  |                 |
| * TRAVERSE                    | TRAVERSE            | 476420                          | 473113               | 3307                            | 7398                         |                              | 10705                     |                                 |           | 6673              |                  |                 |
| * SHADY LANE                  | WADENA-TODD         | 948789                          | 768637               | 180152                          | 22979                        | 63293                        | 139838                    |                                 | 975000    | 4172              | 62014            | 1000000         |
| TOTAL                         |                     | 22845734                        | 23062819             | -217085                         | 1431644                      | 484199                       | 730360                    | 1406386                         | 7086569   | 1887283           | 502795           | 2435000         |

NOTE: (1) Operated jointly by municipality and county.  
(2) Operations included with County Hospital.  
(3) Under construction in 1978.  
(4) Includes operations of Nopeming Nursing Home. Auditor did not show detail.

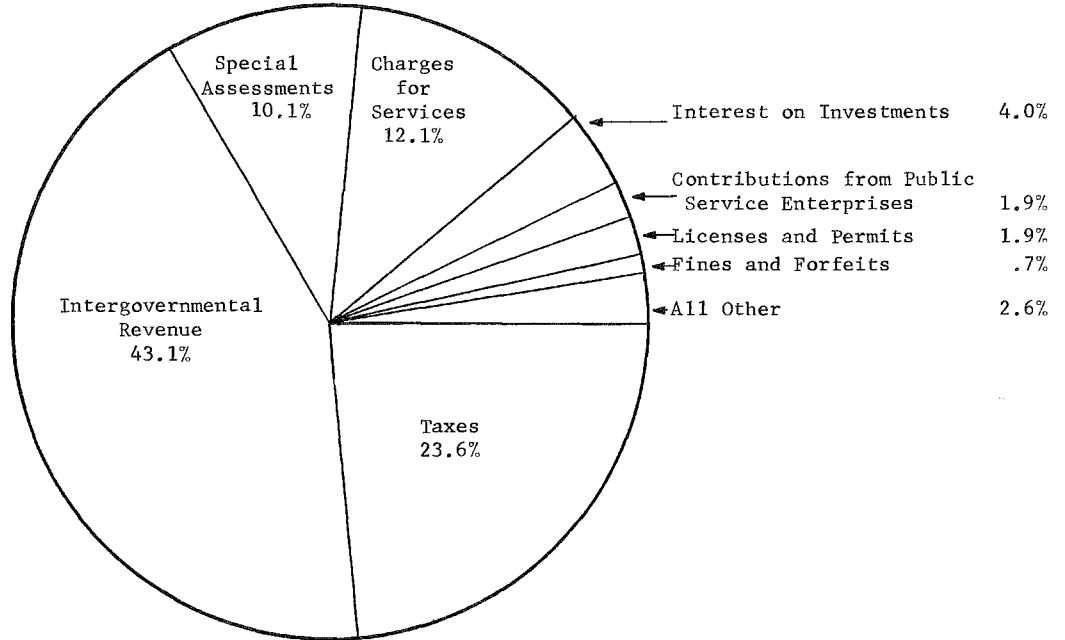
REVENUES, EXPENDITURES, AND DEBT

OF

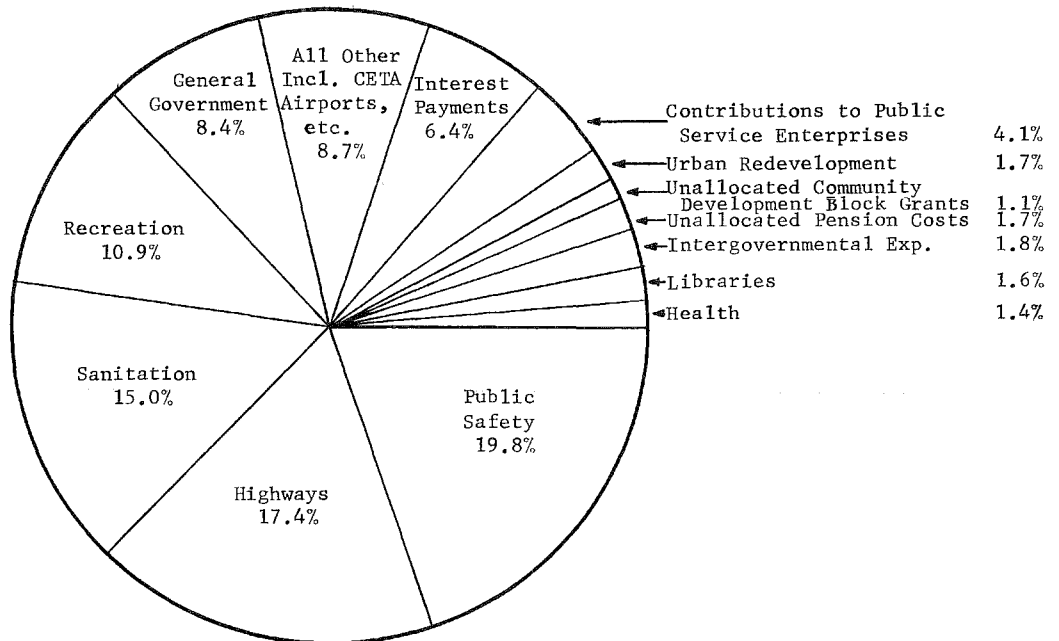
THE CITIES

FIGURE 5

THE CITIES - 1978



GOVERNMENTAL REVENUES\* \$1,117,029,113



GOVERNMENTAL EXPENDITURES\*\* \$1,106,917,100

\* Does not include borrowing, agency, trust, investment, or public enterprise receipts.  
 \*\* Current expense and capital outlay, excluding public service enterprise expenditures.

FIGURE 6  
THE CITIES  
GOVERNMENTAL REVENUES AND EXPENDITURES

For the Years 1968 - 1978  
(Millions of Dollars)

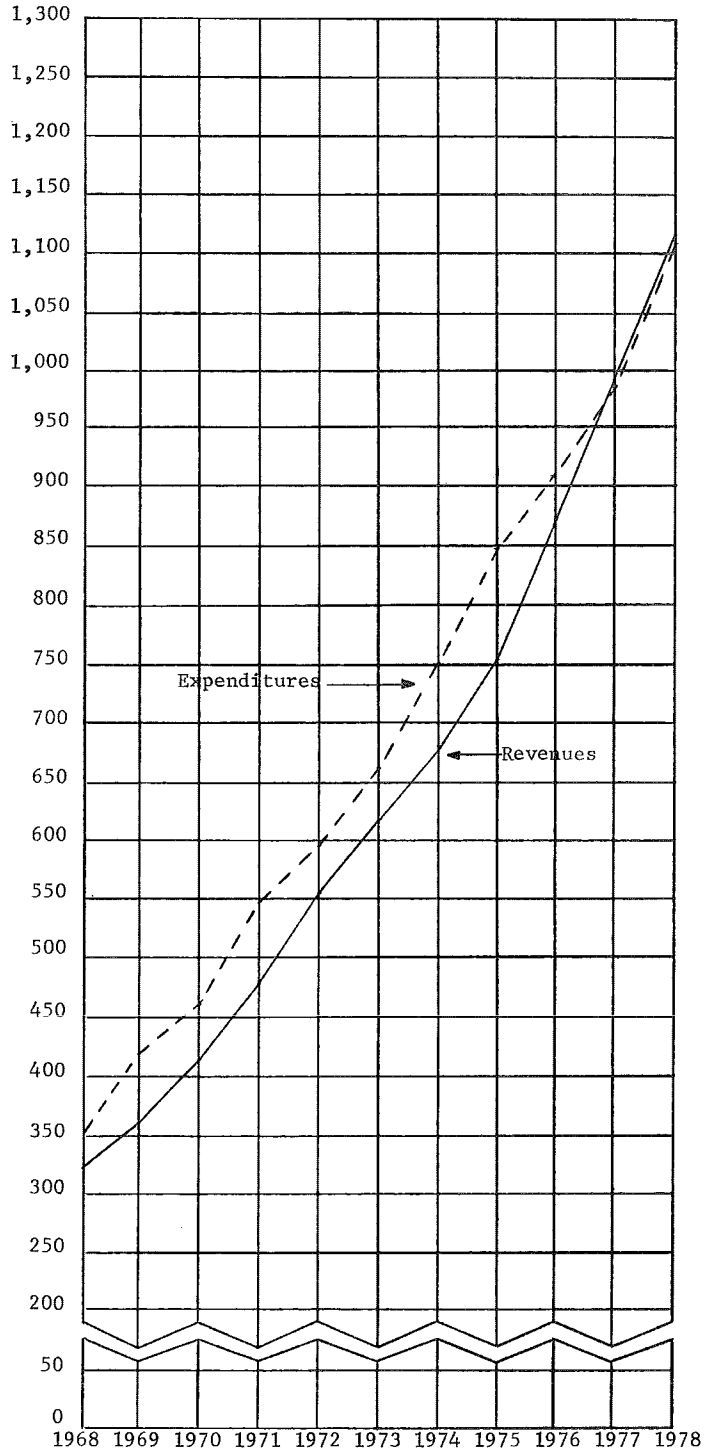


FIGURE 7  
THE CITIES  
BONDED INDEBTEDNESS

For the Years 1968 - 1978  
(Millions of Dollars)

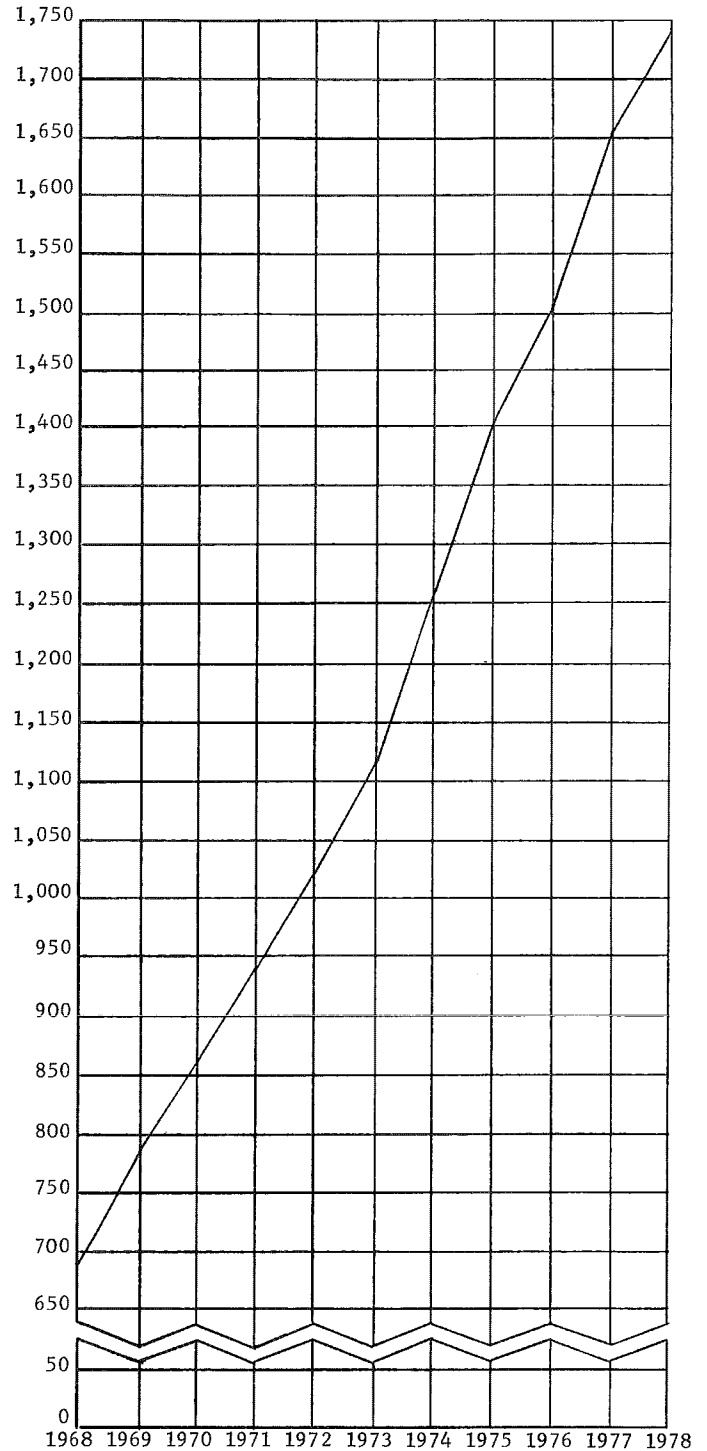


TABLE 17  
REVENUES, EXPENDITURES AND INDEBTEDNESS OF THE CITIES  
For the Years 1974, 1975, 1976, 1977 and 1978

| SOURCES OF REVENUE   | 1974             |       | 1975             |       | 1976             |       | 1977             |       | 1978             |       |
|--|------------------|-------|------------------|-------|------------------|-------|------------------|-------|------------------|-------|
|  | Amount           | %     | Amount           | %     | Amount           | %     | Amount           | %     | Amount           | %     |
| <b>GOVERNMENTAL FUND REVENUES</b>                                    |                  |       |                  |       |                  |       |                  |       |                  |       |
| TAXES .....  | \$ 179,606,561   | 26.8  | \$ 218,064,716   | 28.9  | \$ 226,284,653   | 25.9  | \$ 261,801,979   | 26.4  | \$ 263,770,126   | 23.6  |
| SPECIAL ASSESSMENTS .....  | 76,063,231       | 11.3  | 88,553,324       | 11.7  | 113,469,670      | 13.0  | 116,201,733      | 11.7  | 112,276,666      | 10.1  |
| LICENSES AND PERMITS .....   | 12,431,878       | 1.8   | 12,957,201       | 1.7   | 14,943,985       | 1.7   | 18,607,348       | 1.9   | 20,888,447       | 1.9   |
| INTERGOVERNMENTAL REVENUES .....                                     | 259,165,461      | 38.7  | 273,732,050      | 36.3  | 353,550,251      | 40.4  | 415,861,562      | 41.9  | 481,958,719      | 43.1  |
| CHARGES FOR SERVICES .....   | 73,582,563       | 11.0  | 86,141,625       | 11.4  | 94,922,435       | 10.8  | 104,568,427      | 10.6  | 135,619,611      | 12.1  |
| FINES AND FORFEITS .....   | 7,174,423        | 1.1   | 7,414,541        | 1.0   | 7,204,317        | .8    | 7,495,141        | .8    | 8,139,372        | .7    |
| CONTRIBUTIONS FROM PUBLIC SERVICE .....                              |                  |       |                  |       |                  |       |                  |       |                  |       |
| ENTERPRISES .....  | 19,358,809       | 2.9   | 22,399,660       | 3.0   | 22,831,191       | 2.6   | 21,861,901       | 2.2   | 20,743,482       | 1.9   |
| MISCELLANEOUS REVENUES .....   |                  |       |                  |       |                  |       |                  |       |                  |       |
| Interest Earnings .....  | 29,527,995       | 4.4   | 29,921,026       | 4.0   | 26,467,955       | 3.0   | 27,149,161       | 2.7   | 44,287,147       | 4.0   |
| All Other Revenues .....   | 13,452,279       | 2.0   | 14,854,877       | 2.0   | 15,954,915       | 1.8   | 17,930,722       | 1.8   | 29,345,543       | 2.6   |
| TOTAL GOVERNMENTAL REVENUES .....                                    | \$ 670,363,200   | 100.0 | \$ 754,039,020   | 100.0 | \$ 875,629,372   | 100.0 | \$ 991,477,974   | 100.0 | \$ 1,117,029,113 | 100.0 |
| <b>EXPENDITURES BY FUNCTIONS</b>                                     |                  |       |                  |       |                  |       |                  |       |                  |       |
|  | Amount           | %     | Amount           | %     | Amount           | %     | Amount           | %     | Amount           | %     |
| <b>GOVERNMENTAL FUND EXPENDITURES<br/>(Including Capital Outlay)</b> |                  |       |                  |       |                  |       |                  |       |                  |       |
| GENERAL GOVERNMENT .....   | \$ 61,900,095    | 8.3   | \$ 81,863,586    | 9.7   | \$ 65,996,962    | 7.3   | \$ 82,409,281    | 8.3   | \$ 92,492,663    | 8.4   |
| PUBLIC SAFETY .....  | 142,188,778      | 19.1  | 165,619,401      | 19.5  | 182,990,377      | 20.1  | 199,893,776      | 20.2  | 218,760,633      | 19.8  |
| HIGHWAYS AND STREETS .....   | 142,001,067      | 19.0  | 165,406,121      | 19.5  | 170,295,474      | 18.7  | 164,761,826      | 16.6  | 192,281,383      | 17.4  |
| SANITATION .....   | 121,428,054      | 16.3  | 115,079,757      | 13.6  | 130,779,115      | 14.4  | 148,041,291      | 15.0  | 165,708,955      | 15.0  |
| HEALTH .....   | 11,622,440       | 1.6   | 21,497,195       | 2.5   | 20,930,299       | 2.3   | 17,141,220       | 1.7   | 15,726,013       | 1.4   |
| WELFARE .....  | 407,472          | .1    | .....            | ..... | .....            | ..... | .....            | ..... | .....            | ..... |
| LIBRARIES .....  | 13,559,989       | 1.8   | 14,722,132       | 1.7   | 15,013,247       | 1.7   | 20,182,910       | 2.0   | 17,167,743       | 1.5   |
| RECREATION .....   | 85,319,996       | 11.4  | 80,597,201       | 9.5   | 87,990,504       | 9.7   | 99,152,366       | 10.0  | 121,102,968      | 10.9  |
| CONTRIBUTIONS TO PUBLIC SERVICE .....                                |                  |       |                  |       |                  |       |                  |       |                  |       |
| ENTERPRISES .....  | 31,739,037       | 4.3   | 38,865,075       | 4.6   | 41,138,099       | 4.5   | 41,826,941       | 4.2   | 45,047,623       | 4.1   |
| MISCELLANEOUS .....  | 89,428,585       | 12.0  | 107,479,889      | 12.7  | 132,432,715      | 14.6  | 150,521,964      | 15.3  | 168,016,553      | 15.1  |
| INTEREST EXPENSE .....   | 45,639,504       | 6.1   | 56,356,015       | 6.7   | 61,331,826       | 6.7   | 65,839,891       | 6.7   | 70,612,566       | 6.4   |
| TOTAL GOVERNMENTAL EXPENDITURES .....                                | \$ 745,235,017   | 100.0 | \$ 847,486,372   | 100.0 | \$ 908,898,618   | 100.0 | \$ 989,771,466   | 100.0 | \$ 1,106,917,100 | 100.0 |
| <b>SUMMARY OF BONDED DEBT TRANSACTIONS</b>                           |                  |       |                  |       |                  |       |                  |       |                  |       |
| Outstanding January 1 .....  | \$ 1,120,852,669 | ...   | \$ 1,268,096,839 | ...   | \$ 1,423,764,801 | ...   | \$ 1,513,551,487 | ...   | \$ 1,651,196,233 | ...   |
| Issued .....   | 247,276,127      | ...   | 266,637,430      | ...   | 289,487,184      | ...   | 320,151,944      | ...   | 329,225,259      | ...   |
| Paid .....   | 100,170,453      | ...   | 114,116,149      | ...   | 199,879,437      | ...   | 182,622,148      | ...   | 239,637,658      | ...   |
| Transfers in .....   | 138,496          | ...   | 3,146,681        | ...   | 178,939          | ...   | 114,950          | ...   | 967,563          | ...   |
| Outstanding December 31 .....  | \$ 1,268,096,839 | ...   | \$ 1,423,764,801 | ...   | \$ 1,513,551,487 | ...   | \$ 1,651,196,233 | ...   | \$ 1,741,751,397 | ...   |

TABLE 18  
REVENUES AND EXPENDITURES OF CITIES  
GOVERNMENTAL FUNDS BY POPULATION GROUPS  
FOR THE YEAR 1978

| POPULATION GROUP                        | TOTAL ALL UNITS      |                     | OVER 100000          |                     | 20000 - 100000       |                     | 10000 - 20000        |                     | 2500 - 10000         |                     | UNDER 2500           |                     |
|---|----------------------|---------------------|----------------------|---------------------|----------------------|---------------------|----------------------|---------------------|----------------------|---------------------|----------------------|---------------------|
|   | POPULATION           | TOTAL TAXABLE VALUE | POPULATION           | TOTAL TAXABLE VALUE | POPULATION           | TOTAL TAXABLE VALUE | POPULATION           | TOTAL TAXABLE VALUE | POPULATION           | TOTAL TAXABLE VALUE | POPULATION           | TOTAL TAXABLE VALUE |
|   | 3080392              | 278433533           | 741478               | 2597618243          | 940020               | 3870730728          | 479057               | 1626748744          | 506517               | 1464916700          | 413320               | 1103567359          |
| TAX LEVY COLLECTIBLE IN 1978            |                      |                     |                      | 111323055           |                      | 70225658            |                      | 36244406            |                      | 32136772            |                      | 28503642            |
|   | -----                |                     | -----                |                     | -----                |                     | -----                |                     | -----                |                     | -----                |                     |
| SOURCES OF REVENUE                      | AMOUNT<br>IN DOLLARS | %                   | AMOUNT<br>IN DOLLARS | %                   | AMOUNT<br>IN DOLLARS | %                   | AMOUNT<br>IN DOLLARS | %                   | AMOUNT<br>IN DOLLARS | %                   | AMOUNT<br>IN DOLLARS | %                   |
| REVENUES                                |                      |                     |                      |                     |                      |                     |                      |                     |                      |                     |                      |                     |
| PROPERTY TAXES                          | 237531804            | 21.3                | 99842741             | 23.4                | 60477216             | 22.1                | 30014305             | 18.8                | 25476527             | 18.3                | 21721015             | 18.4                |
| OTHER TAXES                             | 26238322             | 2.3                 | 22637322             | 5.3                 | 2862019              | 1.0                 | 628277               | .4                  | 108508               | .1                  | 2196                 | .0                  |
| SPECIAL ASSESSMENTS                     | 112276666            | 10.1                | 6847228              | 1.6                 | 42852278             | 15.6                | 27880990             | 17.4                | 19584726             | 14.0                | 15111444             | 12.8                |
| LICENSES AND PERMITS                    | 20888447             | 1.9                 | 6083867              | 1.4                 | 6878535              | 2.5                 | 3169646              | 2.0                 | 2573943              | 1.8                 | 2182456              | 1.9                 |
| FINES AND FORFEITS                      | 8139372              | .7                  | 3058656              | .7                  | 2339702              | .9                  | 1065698              | .7                  | 1038242              | .7                  | 637074               | .5                  |
| INTERGOVERNMENTAL REVENUE               | 481958719            | 43.1                | 219617466            | 51.6                | 90861878             | 33.2                | 60638020             | 38.0                | 56844067             | 40.8                | 53997288             | 45.8                |
| CHARGES FOR SERVICES                    | 135619611            | 12.1                | 50065002             | 11.8                | 37275860             | 13.6                | 20856538             | 13.1                | 16502152             | 11.8                | 10920059             | 9.3                 |
| CONTRIB FROM PUBLIC SERV ENTERPRISES    | 20743482             | 1.9                 | 506803               | .1                  | 4797670              | 1.7                 | 3691660              | 2.3                 | 6325203              | 4.5                 | 5422146              | 4.6                 |
| INTEREST ON INVESTMENTS                 | 44287147             | 4.0                 | 10125803             | 2.4                 | 17710919             | 6.5                 | 7074285              | 4.4                 | 6074803              | 4.4                 | 3301337              | 2.8                 |
| ALL OTHER REVENUE                       | 29345543             | 2.6                 | 7030906              | 1.7                 | 7999115              | 2.9                 | 4645336              | 2.9                 | 5017458              | 3.6                 | 4652728              | 3.9                 |
| TOTAL REVENUES                          | 1117029113           | 100.                | 425815794            | 100.                | 274055192            | 100.                | 159664755            | 100.                | 139545620            | 100.                | 117947743            | 100.                |
| PERCENT REVENUE OF TOTAL                |                      | 78.9                |                      | 84.2                |                      | 78.5                |                      | 71.5                |                      | 74.9                |                      | 78.4                |
| OTHER SOURCES                           |                      |                     |                      |                     |                      |                     |                      |                     |                      |                     |                      |                     |
| BORROWING                               | 297940206            | 21.1                | 80023023             | 15.8                | 75013507             | 21.5                | 63599072             | 28.5                | 46846353             | 25.1                | 32458251             | 21.6                |
| TOTAL REVENUES AND BORROWING            | 1414969319           | 100.                | 505838817            | 100.                | 349068699            | 100.                | 223263827            | 100.                | 186391982            | 100.                | 150405994            | 100.                |
| EXPENDITURES BY FUNCTION                |                      |                     |                      |                     |                      |                     |                      |                     |                      |                     |                      |                     |
| EXPENDITURES (INCLUDING CAPITAL OUTLAY) |                      |                     |                      |                     |                      |                     |                      |                     |                      |                     |                      |                     |
| GENERAL GOVERNMENT                      | 92492663             | 8.4                 | 28151437             | 6.7                 | 22019821             | 8.3                 | 13778614             | 8.8                 | 14248610             | 10.2                | 14294172             | 11.5                |
| PUBLIC SAFETY                           | 218760633            | 19.8                | 95131645             | 22.5                | 54255221             | 20.5                | 27751797             | 17.8                | 22722708             | 16.2                | 18899262             | 15.2                |
| HIGHWAYS                                | 192281383            | 17.4                | 53468666             | 12.7                | 50988521             | 19.2                | 29531405             | 19.0                | 25847275             | 18.4                | 32445516             | 26.2                |
| SANITATION                              | 165708955            | 15.0                | 41939026             | 9.9                 | 44857776             | 16.9                | 30328295             | 19.5                | 27738085             | 19.8                | 20845773             | 16.8                |
| HEALTH                                  | 15726013             | 1.4                 | 12509760             | 3.0                 | 1858763              | .7                  | 159974               | .1                  | 732683               | .5                  | 464833               | .4                  |
| LIBRARIES                               | 17167743             | 1.5                 | 10747737             | 2.5                 | 1916661              | .7                  | 2230675              | 1.4                 | 1668175              | 1.2                 | 604495               | .5                  |
| RECREATION                              | 121102968            | 10.9                | 52748873             | 12.5                | 33540060             | 12.7                | 15269106             | 9.8                 | 12469452             | 8.9                 | 7075477              | 5.7                 |
| CONTRIB TO PUBLIC SERV ENTERPRISES      | 45047623             | 4.1                 | 1902323              | .5                  | 11610349             | 4.4                 | 9404383              | 6.0                 | 10692950             | 7.6                 | 11437618             | 9.2                 |
| UNALLOCATED PENSION COSTS               | 19028203             | 1.7                 | 14180703             | 3.4                 | 734663               | .3                  | 1334192              | .9                  | 1532164              | 1.1                 | 1246481              | 1.0                 |
| UNALLOCATED COMM. DEV. BLOCK GRANTS     | 12153693             | 1.1                 | 4175184              | 1.0                 | 5232594              | 2.0                 | 821000               | .5                  | 827237               | .6                  | 1097678              | .9                  |
| URBAN REDEVEL. AND HOUSING-CITY EXP.    | 18339117             | 1.7                 | 14081841             | 3.3                 | 2201036              | .8                  | 1169204              | .8                  | 595956               | .4                  | 291080               | .2                  |
| INSURANCE AND JUDGEMENTS                | 14952507             | 1.4                 | 6213704              | 1.5                 | 1873525              | .7                  | 2277785              | 1.5                 | 2401670              | 1.7                 | 2185823              | 1.8                 |
| AIRPORTS                                | 10999941             | 1.0                 | 0                    | 0                   | 2310255              | .9                  | 2845261              | 1.8                 | 5033696              | 3.6                 | 810729               | .7                  |
| INTERGOVERNMENTAL EXPENDITURES          | 20328179             | 1.8                 | 17760799             | 4.2                 | 1437498              | .5                  | 649813               | .4                  | 182851               | .1                  | 297218               | .2                  |
| MISCELLANEOUS - ALL OTHER               | 72214913             | 6.5                 | 50704394             | 12.0                | 7597744              | 2.9                 | 6534873              | 4.2                 | 3365801              | 2.4                 | 4012101              | 3.2                 |
| INTEREST PAYMENTS                       | 70612566             | 6.4                 | 18248616             | 4.3                 | 22509353             | 8.5                 | 11639207             | 7.5                 | 10195937             | 7.3                 | 8019453              | 6.5                 |
| TOTAL EXPENDITURES                      | 1106917100           | 100.                | 421964708            | 100.                | 264943840            | 100.                | 155725584            | 100.                | 140255250            | 100.                | 124027709            | 100.                |
| SUMMARY OF EXPENDITURES                 |                      |                     |                      |                     |                      |                     |                      |                     |                      |                     |                      |                     |
| CURRENT EXPENSE                         | 797340683            | 60.1                | 353502367            | 71.8                | 178278790            | 54.3                | 99489290             | 49.8                | 89533646             | 53.9                | 76536590             | 54.5                |
| CAPITAL OUTLAY                          | 309576417            | 23.3                | 68462341             | 13.9                | 86665050             | 26.4                | 56236294             | 28.1                | 50721613             | 30.6                | 47491119             | 33.8                |
| TOTAL EXPENDITURES (AS ABOVE)           | 1106917100           | 83.4                | 421964708            | 85.7                | 264943840            | 80.7                | 155725584            | 77.9                | 140255250            | 84.5                | 124027709            | 88.3                |
| OTHER USES                              |                      |                     |                      |                     |                      |                     |                      |                     |                      |                     |                      |                     |
| DEBT REDEMPTION                         | 220216936            | 16.6                | 70408000             | 14.3                | 63431544             | 19.3                | 44124986             | 22.1                | 25761790             | 15.5                | 16490607             | 11.7                |
| TOTAL EXPENDITURES AND DEBT REDEMPTION  | 1327134036           | 100.                | 492372708            | 100.                | 328375384            | 100.                | 199850570            | 100.                | 166017050            | 100.                | 140518316            | 100.                |

TABLE 19  
 OUTSTANDING INDEBTEDNESS OF CITIES  
 BY COUNTIES  
 END OF FISCAL YEAR 1978

| COUNTY            | POP    | GENERAL OBLIGATION | TAX INCREMENT | SPECIAL ASSESSMNTS | G.O. REVENUE | REVENUE | REFUNDING | ALL OTHER | TOTAL INDEBTEDNESS |
|-------------------|--------|--------------------|---------------|--------------------|--------------|---------|-----------|-----------|--------------------|
| AITKIN            | 2822   | 195000             | 0             | 646000             | 259000       | 206000  | 0         | 0         | 1306000            |
| ANOKA             | 187460 | 5211269            | 285000        | 45636890           | 8156000      | 2075000 | 820000    | 10000     | 62194159           |
| BECKER            | 8849   | 260000             | 60000         | 2243100            | 40000        | 800000  | 0         | 77145     | 3480245            |
| BELTRAMI          | 12796  | 443000             | 0             | 348000             | 435000       | 260000  | 1655000   | 150000    | 3291000            |
| BENTON            | 6906   | 873000             | 0             | 2081000            | 0            | 230000  | 0         | 0         | 3184000            |
| BIG STONE         | 4768   | 2084000            | 0             | 393000             | 2398266      | 440000  | 0         | 36000     | 5351266            |
| BLUE EARTH        | 37858  | 4174385            | 1145000       | 7176000            | 2876000      | 470000  | 5440000   | 460000    | 21741385           |
| BROWN             | 20248  | 2474000            | 0             | 3068036            | 4620000      | 475000  | 0         | 17120     | 10654156           |
| CARLTON           | 16029  | 288000             | 0             | 584500             | 3350000      | 650000  | 375000    | 285000    | 5532500            |
| CARVER            | 24805  | 1448089            | 3913000       | 13294000           | 2937000      | 515000  | 2390000   | 10000     | 24507089           |
| CASS              | 5915   | 130000             | 0             | 1052493            | 45000        | 100000  | 0         | 22700     | 1350193            |
| CHIPPEWA          | 8346   | 704000             | 0             | 560000             | 2070000      | 535000  | 0         | 32000     | 3901000            |
| CHISAGO           | 8370   | 2007000            | 0             | 3730735            | 509000       | 345000  | 0         | 0         | 6591735            |
| CLAY              | 37363  | 1274401            | 960000        | 16982451           | 2981900      | 5098000 | 805000    | 0         | 28101752           |
| CLEARWATER        | 2796   | 205000             | 0             | 193000             | 95000        | 309166  | 0         | 0         | 802166             |
| COOK              | 1301   | 1440000            | 0             | 100000             | 0            | 45000   | 0         | 0         | 1585000            |
| COTTONWOOD        | 7942   | 2860000            | 216000        | 1763000            | 581000       | 985000  | 57000     | 27476     | 6489476            |
| CROW WING         | 20280  | 1775600            | 0             | 3968000            | 0            | 1599000 | 0         | 559000    | 7901600            |
| DAKOTA            | 180310 | 12260000           | 2820000       | 84012177           | 11397000     | 1080000 | 18090000  | 810000    | 130469177          |
| DODGE             | 6142   | 600000             | 0             | 4369000            | 384000       | 730000  | 560000    | 0         | 6643000            |
| DOUGLAS           | 10644  | 423000             | 0             | 1494000            | 410000       | 1426000 | 0         | 110000    | 3863000            |
| FARIBAUT          | 12421  | 859125             | 0             | 2311982            | 930776       | 1543000 | 0         | 62539     | 5707422            |
| FILLMORE          | 12496  | 2241000            | 0             | 3253000            | 441000       | 2947000 | 0         | 45974     | 8927974            |
| FREEBORN          | 23865  | 1364100            | 225000        | 3628500            | 5102000      | 90000   | 0         | 0         | 10409600           |
| GOODHUE           | 21565  | 1939000            | 430000        | 5928865            | 2640000      | 2170000 | 2265000   | 70000     | 15442865           |
| GRANT             | 3871   | 455877             | 0             | 1003514            | 34000        | 529000  | 0         | 0         | 2022391            |
| HENNEPIN          | 936690 | 91962164           | 92455000      | 257075186          | 60210000     | 2353022 | 103980500 | 10000000  | 618035872          |
| HOUSTON           | 9617   | 1943500            | 0             | 1416522            | 0            | 235000  | 0         | 36495     | 3631517            |
| HUBBARD           | 3702   | 70600              | 0             | 471000             | 120000       | 110000  | 0         | 0         | 771600             |
| ISANTI            | 4600   | 346801             | 0             | 1579090            | 89116        | 25000   | 0         | 0         | 2040007            |
| ITASCA            | 15620  | 6373000            | 0             | 4067000            | 120000       | 0       | 0         | 76000     | 10636000           |
| JACKSON           | 6695   | 1268000            | 0             | 513000             | 1200000      | 215000  | 0         | 0         | 3196000            |
| KANABEC           | 3202   | 334800             | 0             | 1646000            | 0            | 64000   | 2350000   | 0         | 4394800            |
| KANDIYOHI         | 18173  | 2095551            | 245000        | 5590000            | 831000       | 2130000 | 2835000   | 0         | 13726551           |
| KITTSON           | 3789   | 458000             | 40000         | 3684000            | 155000       | 1009000 | 0         | 0         | 5346000            |
| KOOCHICING        | 10681  | 716000             | 0             | 827700             | 1461000      | 4000    | 0         | 0         | 3008700            |
| LAC QUI PARLE     | 4980   | 2060000            | 0             | 180000             | 750000       | 145000  | 0         | 0         | 3135000            |
| LAKE              | 8303   | 1020500            | 0             | 0                  | 0            | 1144000 | 0         | 0         | 2164500            |
| LAKE OF THE WOODS | 1704   | 0                  | 0             | 195000             | 0            | 1025411 | 0         | 0         | 1220411            |
| LE SUEUR          | 11386  | 1004000            | 119800        | 902125             | 1083000      | 344000  | 0         | 49627     | 3502552            |
| LINCOLN           | 3399   | 481000             | 0             | 62000              | 5000         | 90000   | 750000    | 0         | 1388000            |
| LYON              | 16914  | 2310653            | 200000        | 3231388            | 8867500      | 2602000 | 65000     | 0         | 17276541           |
| MCLEOD            | 17389  | 1387000            | 0             | 7646000            | 2616000      | 820000  | 4425000   | 15000     | 24289000           |
| MAHONEN           | 1815   | 113000             | 0             | 329000             | 0            | 182000  | 0         | 0         | 624000             |
| MARSHALL          | 5684   | 390095             | 0             | 2249498            | 0            | 150000  | 0         | 34278     | 2823871            |
| MARTIN            | 15900  | 2388668            | 0             | 6307000            | 1538000      | 2975000 | 2335000   | 17500     | 15561168           |
| MEEKER            | 9539   | 1043805            | 0             | 1468580            | 800000       | 1060000 | 0         | 0         | 4372385            |
| MILLELACS         | 6465   | 633000             | 0             | 2334000            | 210000       | 1095000 | 0         | 0         | 4272000            |
| MORRISON          | 11809  | 10632              | 0             | 3730028            | 735000       | 127000  | 0         | 168316    | 4770976            |
| MOWER             | 31501  | 1769000            | 24000         | 3156253            | 513204       | 3095000 | 4415000   | 0         | 12972457           |
| MURRAY            | 5328   | 520000             | 0             | 510000             | 65000        | 115000  | 0         | 0         | 1210000            |
| NICOLLET          | 17302  | 648000             | 95500         | 5321000            | 1650000      | 556667  | 1130000   | 0         | 9401167            |

TABLE 19  
OUTSTANDING INDEBTEDNESS OF CITIES  
BY COUNTIES  
END OF FISCAL YEAR 1978

| COUNTY          | POP     | GENERAL OBLIGATION | TAX INCREMENT | SPECIAL ASSESSMNTS | G.O. REVENUE | REVENUE  | REFUNDING | ALL OTHER | TOTAL INDEBTEDNESS |
|-----------------|---------|--------------------|---------------|--------------------|--------------|----------|-----------|-----------|--------------------|
| NOBLES          | 14913   | 1612000            | 160000        | 4884000            | 1950000      | 736000   | 1085000   | 0         | 10427000           |
| NORMAN          | 4655    | 1391000            | 0             | 1151447            | 25000        | 1640000  | 0         | 0         | 4207447            |
| OLMSTED         | 65082   | 1919500            | 0             | 8369000            | 245000       | 955000   | 0         | 0         | 11488500           |
| OTTER TAIL      | 21919   | 2199924            | 135000        | 6975544            | 2552400      | 176000   | 1025000   | 0         | 13063868           |
| PENNINGTON      | 9099    | 3755000            | 0             | 3694000            | 1600000      | 145000   | 35000     | 55901     | 9284901            |
| PINE            | 7041    | 617000             | 0             | 834963             | 123000       | 132000   | 0         | 0         | 1706963            |
| PIPESTONE       | 8423    | 860500             | 120000        | 410819             | 16000        | 90000    | 0         | 40000     | 1537319            |
| POLK            | 22117   | 2195951            | 560000        | 8705149            | 2167000      | 1010000  | 3855000   | 280000    | 18773100           |
| POPE            | 4930    | 618000             | 0             | 232000             | 95000        | 0        | 0         | 0         | 945000             |
| RAMSEY          | 457062  | 111680000          | 57600000      | 69717000           | 14850000     | 4120000  | 21600000  | 3110000   | 230837000          |
| RED LAKE        | 2724    | 340000             | 187000        | 915000             | 46000        | 0        | 0         | 6000      | 1494000            |
| REDWOOD         | 10950   | 2282500            | 21300         | 2383000            | 2262537      | 810000   | 0         | 0         | 7759337            |
| RENVILLE        | 10834   | 438422             | 0             | 4415000            | 345000       | 45000    | 0         | 9918      | 5253340            |
| RICE            | 28802   | 820000             | 335250        | 8520000            | 395000       | 0        | 765000    | 652472    | 11487722           |
| ROCK            | 6296    | 115000             | 250000        | 829000             | 42490        | 1035000  | 0         | 0         | 2271490            |
| ROSEAU          | 4887    | 374000             | 0             | 2688000            | 1410000      | 481000   | 620000    | 401000    | 5974000            |
| ST LOUIS        | 177906  | 12500779           | 6575000       | 7334000            | 12173543     | 11969587 | 5115000   | 625000    | 56292909           |
| SCOTT           | 29531   | 2026000            | 0             | 21620022           | 1035000      | 1360000  | 4700000   | 0         | 30741022           |
| SHERBURNE       | 9118    | 487000             | 0             | 2146039            | 825000       | 1165000  | 972000    | 0         | 5595039            |
| SIBLEY          | 7197    | 535000             | 0             | 1922500            | 1528000      | 20000    | 725000    | 0         | 4730500            |
| STEARNS         | 68023   | 6367500            | 975000        | 20767382           | 6352000      | 1900250  | 305000    | 805000    | 37472132           |
| STEELE          | 18404   | 1436000            | 0             | 6007000            | 845000       | 1559000  | 0         | 40000     | 9887000            |
| STEVENS         | 7019    | 140000             | 0             | 905000             | 636349       | 0        | 0         | 7500      | 1688849            |
| SWIFT           | 6961    | 1122000            | 540000        | 990000             | 254000       | 1584000  | 0         | 4000      | 4494000            |
| TODD            | 8239    | 1356000            | 0             | 1188500            | 1557250      | 1709000  | 48000     | 0         | 5858750            |
| TRAVERSE        | 3306    | 275000             | 0             | 321000             | 0            | 0        | 0         | 38935     | 634935             |
| WABASHA         | 10403   | 714000             | 0             | 6102000            | 3790000      | 450000   | 130000    | 0         | 11186000           |
| WADENA          | 6862    | 380000             | 0             | 700000             | 500000       | 775000   | 0         | 0         | 2355000            |
| WASECA          | 9923    | 1452200            | 0             | 1355000            | 0            | 470000   | 0         | 42103     | 3319303            |
| WASHINGTON      | 95670   | 6446700            | 0             | 27166000           | 3059000      | 270000   | 3260000   | 1758000   | 41959700           |
| WATONWAN        | 7929    | 665000             | 21000         | 1750000            | 144000       | 210000   | 290000    | 80000     | 3160000            |
| WILKIN          | 5721    | 2931550            | 125000        | 1265000            | 235000       | 95000    | 0         | 0         | 4651550            |
| WINONA          | 34159   | 507000             | 500000        | 4026129            | 1845309      | 125000   | 0         | 0         | 7003438            |
| WRIGHT          | 17962   | 6008000            | 0             | 8931000            | 661000       | 1171000  | 0         | 8000      | 16779000           |
| YELLOW MEDICINE | 7970    | 542769             | 175000        | 1223288            | 246000       | 0        | 0         | 23000     | 2210057            |
| STATE TOTALS    | 3080392 | 346447910          | 119672850     | 764756395          | 199521640    | 90911103 | 199272500 | 211689999 | 1741751397         |



TABLE 20  
PUBLIC SERVICE ENTERPRISES OF CITIES  
SUMMARY OF OPERATIONS

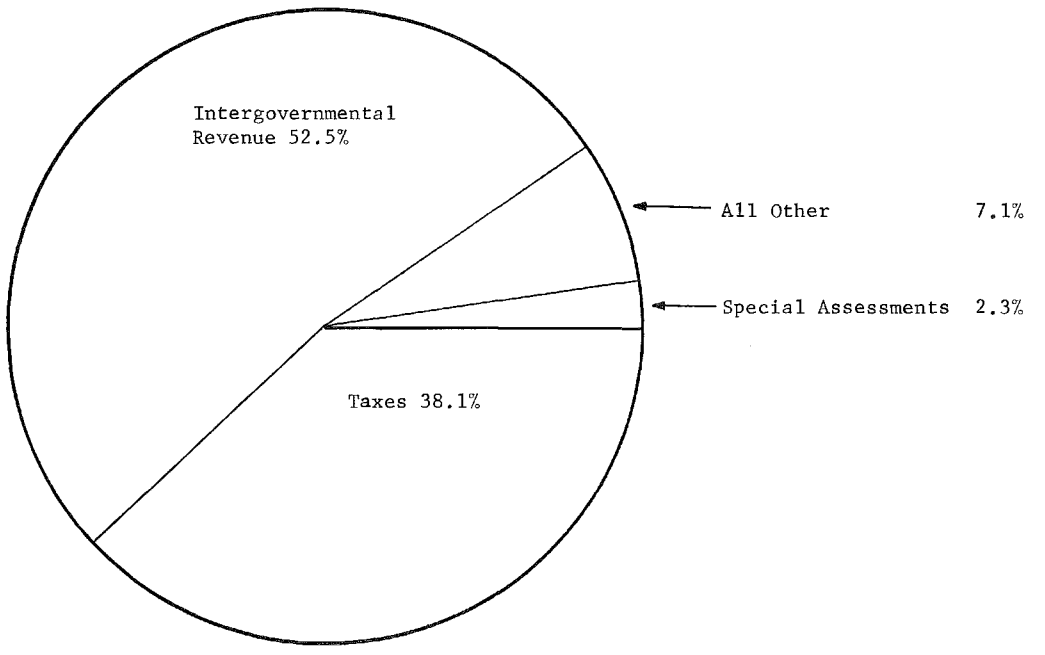
| TYPE OF PUBLIC SERVICE ENTERPRISE   | 1978          |       | 1977          |       |
|-------------------------------------|---------------|-------|---------------|-------|
|                                     | Amount        | %     | Amount        | %     |
| <b>WATER UTILITIES</b>              |               |       |               |       |
| Operating Revenues .....            | \$ 80,898,336 | 100.0 | \$ 75,585,287 | 100.0 |
| Operating Expenses .....            | 74,992,030    | 92.6  | 69,086,985    | 91.4  |
| INCOME FROM OPERATIONS .....        | \$ 5,996,306  | 7.4   | \$ 6,498,302  | 8.6   |
| <b>ELECTRIC UTILITIES</b>           |               |       |               |       |
| Generation and Distribution Systems |               |       |               |       |
| Operating Revenues .....            | \$113,468,866 | 100.0 | \$ 95,087,806 | 100.0 |
| Operating Expenses .....            | 96,595,640    | 85.1  | 79,600,793    | 83.7  |
| INCOME FROM OPERATIONS .....        | \$ 16,873,226 | 14.9  | \$ 15,487,013 | 16.3  |
| Distribution Systems Only           |               |       |               |       |
| Operating Revenues .....            | \$ 38,289,184 | 100.0 | \$ 36,018,212 | 100.0 |
| Operating Expenses .....            | 32,026,302    | 83.6  | 29,925,783    | 83.1  |
| INCOME FROM OPERATIONS .....        | \$ 6,262,882  | 16.4  | \$ 6,092,429  | 16.9  |
| <b>HEAT UTILITIES</b>               |               |       |               |       |
| Operating Revenues .....            | \$ 8,102,806  | 100.0 | \$ 6,817,940  | 100.0 |
| Operating Expenses .....            | 8,087,011     | 99.8  | 7,047,379     | 103.4 |
| INCOME (LOSS) FROM OPERATIONS ..... | \$ 15,795     | .2    | \$ (229,439)  | 3.4   |
| <b>GAS UTILITIES</b>                |               |       |               |       |
| Operating Revenues .....            | \$ 30,471,764 | 100.0 | \$ 25,685,598 | 100.0 |
| Operating Expenses .....            | 27,651,535    | 90.7  | 24,381,213    | 94.9  |
| INCOME FROM OPERATIONS .....        | \$ 2,820,229  | 9.3   | 1,304,385     | 5.1   |
| <b>HOSPITALS</b>                    |               |       |               |       |
| Operating Revenues .....            | \$ 65,391,764 | 100.0 | \$ 57,959,997 | 100.0 |
| Operating Expenses .....            | 65,140,881    | 99.6  | 57,299,612    | 98.9  |
| INCOME FROM OPERATIONS .....        | \$ 250,883    | .4    | \$ 660,385    | 1.1   |
| <b>NURSING HOMES</b>                |               |       |               |       |
| Operating Revenues .....            | \$ 21,082,692 | 100.0 | \$ 16,790,907 | 100.0 |
| Operating Expenses .....            | 20,116,108    | 95.4  | 16,270,460    | 96.9  |
| INCOME FROM OPERATIONS .....        | \$ 966,584    | 4.6   | \$ 520,447    | 3.1   |
| <b>LIQUOR STORES</b>                |               |       |               |       |
| Sales .....                         | \$123,564,380 | 100.0 | \$114,522,235 | 100.0 |
| Cost of Sales .....                 | 83,687,005    | 67.7  | 76,824,379    | 67.1  |
| Gross Profit .....                  | 39,877,375    | 32.3  | 37,697,856    | 32.9  |
| Operating Expenses .....            | 29,865,211    | 24.2  | 27,936,186    | 24.4  |
| INCOME FROM OPERATIONS .....        | \$ 10,012,164 | 8.1   | \$ 9,761,670  | 8.5   |
| <b>OTHER SERVICE ENTERPRISES</b>    |               |       |               |       |
| Operating Revenues .....            | \$ 958,382    | 100.0 | \$ 860,565    | 100.0 |
| Operating Expenses .....            | 1,445,279     | 150.8 | 1,154,199     | 134.1 |
| LOSS FROM OPERATIONS .....          | \$ (486,897)  | 50.8  | \$ (293,634)  | 34.1  |

REVENUES, EXPENDITURES, AND DEBT

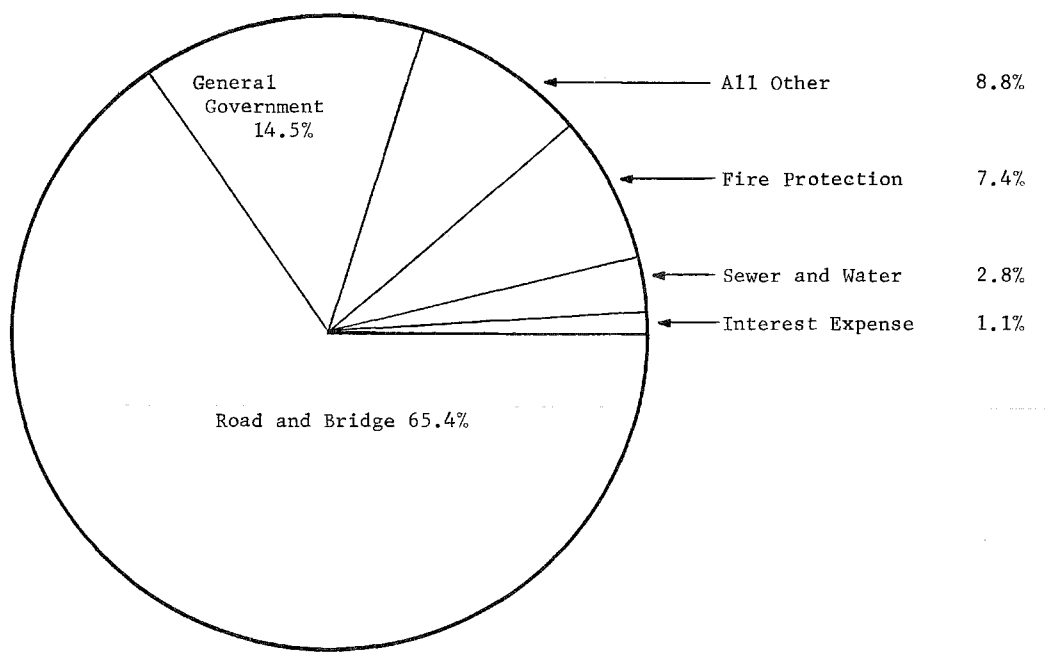
OF

THE TOWNS

FIGURE 8  
THE TOWNS - MARCH 1979



GOVERNMENTAL REVENUES\* \$52,353,484



GOVERNMENTAL EXPENDITURES\*\* \$54,690,344

\* Does not include borrowing, agency, trust or investment receipts.  
\*\* Current expense and capital outlay.

FIGURE 9

THE TOWNS

GOVERNMENTAL REVENUES AND EXPENDITURES

For the Years 1968-1978  
(Millions of Dollars)

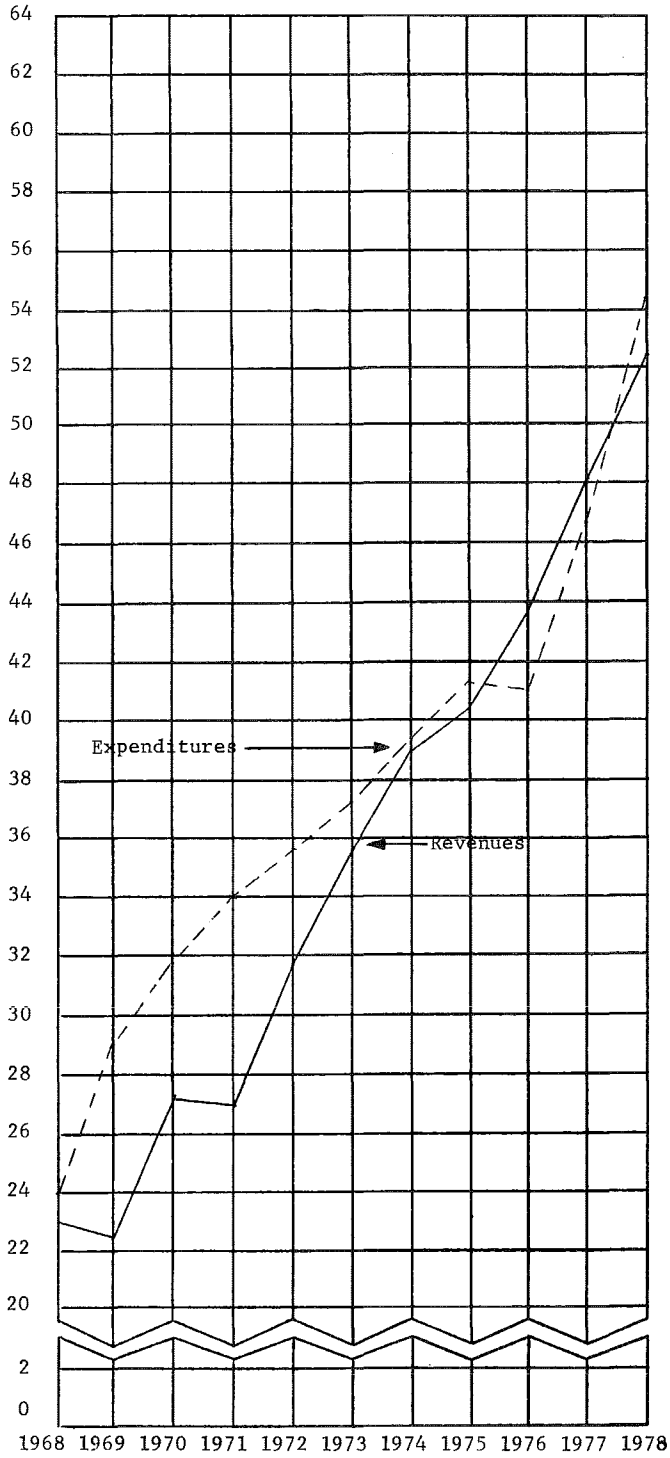


FIGURE 10

THE TOWNS

BONDED INDEBTEDNESS

For the Years 1968-1978  
(Millions of Dollars)

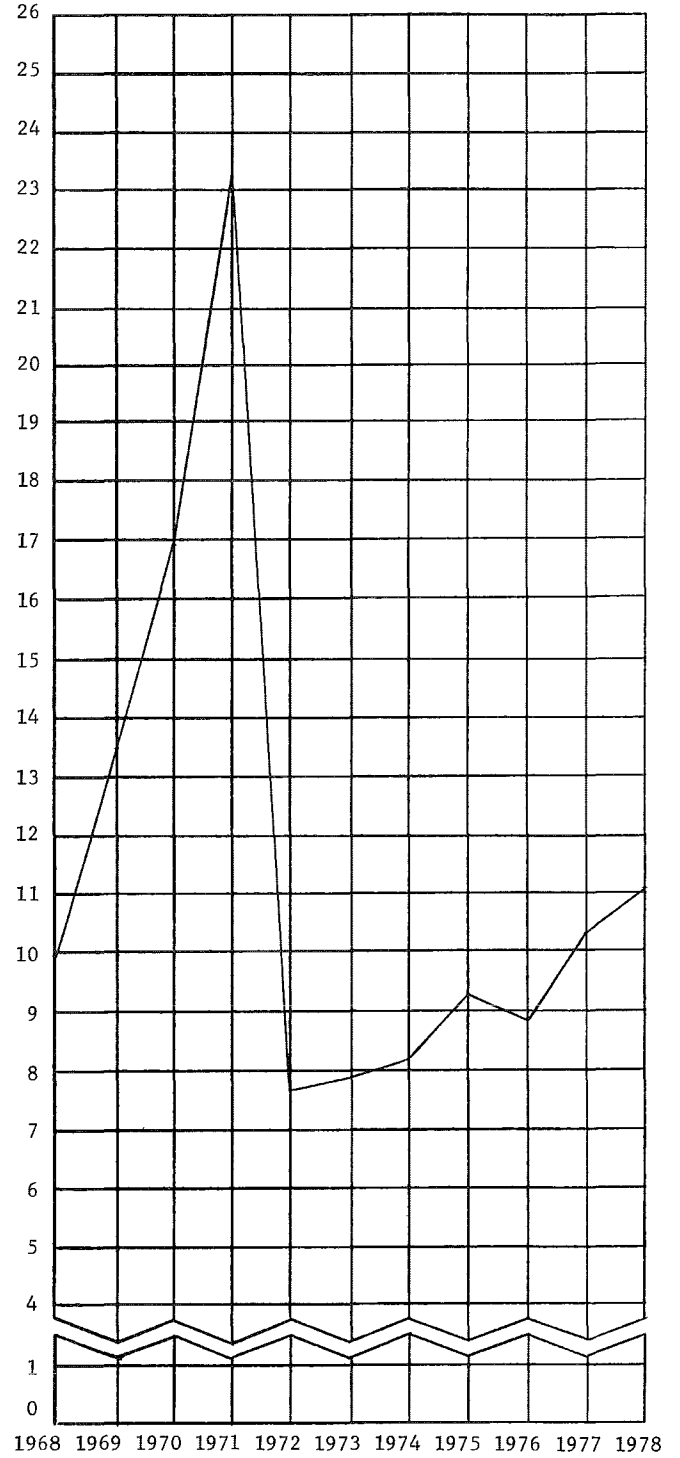




TABLE 21  
REVENUES, EXPENDITURES, AND INDEBTEDNESS OF THE TOWNS  
For the Years 1974, 1975, 1976, 1977 and 1978

| SOURCES OF REVENUE   | 1974          |       | 1975          |       | 1976          |       | 1977          |       | 1978          |       |
|--|---------------|-------|---------------|-------|---------------|-------|---------------|-------|---------------|-------|
|  | Amount        | %     | Amount        | %     | Amount        | %     | Amount        | %     | Amount        | %     |
| GOVERNMENTAL FUND REVENUES                                   |               |       |               |       |               |       |               |       |               |       |
| TAXES .....  | \$ 12,985,614 | 33.4  | \$ 13,461,758 | 33.2  | \$ 15,277,241 | 35.1  | \$ 16,504,660 | 34.3  | \$ 19,946,539 | 38.1  |
| SPECIAL ASSESSMENTS .....                                    | 653,061       | 1.7   | 770,471       | 1.9   | 1,163,352     | 2.7   | 1,136,289     | 2.4   | 1,186,734     | 2.3   |
| INTERGOVERNMENTAL REVENUES .....                             | 23,063,987    | 59.3  | 23,735,101    | 58.6  | 24,481,068    | 56.2  | 27,217,962    | 56.6  | 27,479,025    | 52.5  |
| MISCELLANEOUS REVENUES .....                                 | 2,197,014     | 5.6   | 2,540,194     | 6.3   | 2,639,542     | 6.0   | 3,209,449     | 6.7   | 3,741,186     | 7.1   |
| TOTAL GOVERNMENTAL REVENUES .....                            | \$ 38,899,676 | 100.0 | \$ 40,507,524 | 100.0 | \$ 43,561,203 | 100.0 | \$ 48,068,360 | 100.0 | \$ 52,353,484 | 100.0 |
| EXPENDITURES BY FUNCTION                                     |               |       |               |       |               |       |               |       |               |       |
| GOVERNMENTAL FUND EXPENDITURES<br>(Including Capital Outlay) |               |       |               |       |               |       |               |       |               |       |
| GENERAL GOVERNMENT .....                                     | \$ 6,161,986  | 15.8  | \$ 6,647,534  | 16.0  | \$ 7,069,053  | 17.2  | \$ 7,027,516  | 15.0  | \$ 7,956,693  | 14.5  |
| PUBLIC SAFETY .....  | 2,142,505     | 5.5   | 2,340,585     | 5.6   | 3,389,986     | 8.3   | 4,142,793     | 8.9   | 4,505,684     | 8.3   |
| HIGHWAYS AND STREETS .....                                   | 27,178,891    | 69.5  | 28,441,860    | 68.5  | 25,870,674    | 63.0  | 29,384,019    | 62.9  | 35,793,555    | 65.4  |
| MISCELLANEOUS .....  | 3,214,158     | 8.2   | 3,660,883     | 8.8   | 4,140,333     | 10.0  | 5,566,133     | 11.9  | 5,835,177     | 10.7  |
| INTEREST EXPENSE .....                                       | 404,451       | 1.0   | 450,390       | 1.1   | 597,815       | 1.5   | 596,212       | 1.3   | 599,235       | 1.1   |
| TOTAL GOVERNMENTAL EXPENDITURES .....                        | \$ 39,101,991 | 100.0 | \$ 41,541,252 | 100.0 | \$ 41,067,861 | 100.0 | \$ 46,716,673 | 100.0 | \$ 54,690,344 | 100.0 |
| SUMMARY OF BONDED DEBT TRANSACTIONS                          |               |       |               |       |               |       |               |       |               |       |
| Outstanding January 1 .....                                  | \$ 7,946,050  | ...   | \$ 8,094,373  | ...   | \$ 9,306,453  | ...   | \$ 8,958,141  | ...   | \$ 10,442,511 | ...   |
| Issued .....   | 3,388,449     | ...   | 2,099,170     | ...   | 375,343       | ...   | 2,733,608     | ...   | 1,893,167     | ...   |
| Paid .....   | 3,281,991     | ...   | 876,548       | ...   | 821,290       | ...   | 1,334,213     | ...   | 1,250,904     | ...   |
| Transfers out and Adjustments .....                          | 41,865 (1)    | ...   | (10,542) (2)  | ...   | 97,635 (3)    | ...   | 84,975 (2)    | ...   | (70,394) (2)  | ...   |
| Outstanding December 31 .....                                | \$ 8,094,373  | ...   | \$ 9,306,453  | ...   | \$ 8,958,141  | ...   | \$ 10,442,511 | ...   | \$ 11,014,380 | ...   |

NOTE: (1) Includes \$18,000 of Ham Lake transferred to cities.

(2) Corrections and adjustments.

(3) Includes \$445,000 Town of Herman transferred to cities and \$400,000 adjustments to Town of White Bear.

TABLE 22  
CLASSIFICATION OF TOWN RECEIPTS - 1978

| COUNTIES:            | TAXABLE VALUATION | Tax LEVY      | SPECIAL TAXES | ASSMNTS | ---GRANTS AND SHARED TAXES--- |         |              |       | OTHER REVENUE RECEIPTS | TOTAL REVENUE | BUR-ROWING | OTHER NON REVENUE | TOTAL RECEIPTS |
|----------------------|-------------------|---------------|---------------|---------|-------------------------------|---------|--------------|-------|------------------------|---------------|------------|-------------------|----------------|
|                      |                   | COLLECT. 1978 |               |         | STATE                         | FEDERAL | ---COUNTY--- |       |                        |               |            |                   |                |
|                      |                   |               |               |         |                               |         | HIGHWAY      | OTHER |                        |               |            |                   |                |
| AITKIN COUNTY        | 34933881          | 253774        | 225378        | 237     | 224690                        | 66448   | 2044         | 1167  | 13993                  | 533957        | 4000       | 12440             | 550397         |
| ANOKA COUNTY         | 29876432          | 185330        | 154771        | 4499    | 163537                        | 34809   | 0            | 6883  | 117927                 | 482426        | 0          | 21000             | 503426         |
| BECKER COUNTY        | 43961100          | 344458        | 293881        | 130     | 407875                        | 188803  | 3225         | 642   | 30903                  | 925459        | 19000      | 27226             | 971685         |
| BELTRAMI COUNTY      | 25763578          | 165027        | 143014        | 0       | 184730                        | 67667   | 10767        | 9689  | 22071                  | 437938        | 0          | 3148              | 441086         |
| BENTON COUNTY        | 25577483          | 130315        | 92189         | 0       | 153501                        | 81290   | 0            | 0     | 10125                  | 337105        | 0          | 11979             | 349084         |
| BIG STONE COUNTY     | 17663753          | 82801         | 75129         | 0       | 58336                         | 19616   | 0            | 29    | 7340                   | 160450        | 5981       | 8261              | 174692         |
| BLUE EARTH COUNTY    | 90479674          | 340706        | 302236        | 0       | 249043                        | 72834   | 10156        | 6019  | 45287                  | 685575        | 11000      | 42792             | 739367         |
| BROWN COUNTY         | 55511275          | 181247        | 152081        | 0       | 146921                        | 46927   | 11911        | 0     | 42833                  | 400673        | 18106      | 64890             | 483729         |
| CARLTON COUNTY       | 38698526          | 254894        | 210486        | 23547   | 218241                        | 60908   | 72           | 97    | 65612                  | 578963        | 0          | 19289             | 598252         |
| CARVER COUNTY        | 42226036          | 207769        | 176399        | 0       | 232395                        | 55811   | 4622         | 681   | 174301                 | 644209        | 0          | 37996             | 682205         |
| CASS COUNTY          | 41501094          | 328769        | 293829        | 0       | 340494                        | 83871   | 1407         | 1948  | 37159                  | 758708        | 0          | 67570             | 826278         |
| CHIPPEWA COUNTY      | 36211223          | 288681        | 211559        | 0       | 138305                        | 40149   | 0            | 325   | 12805                  | 403143        | 0          | 19277             | 422420         |
| CHISAGO COUNTY       | 35524815          | 334557        | 247432        | 0       | 272936                        | 64394   | 0            | 40    | 34022                  | 618824        | 0          | 51200             | 670024         |
| CLAY COUNTY          | 53014408          | 280669        | 243577        | 8477    | 212431                        | 113512  | 12611        | 2603  | 19716                  | 612927        | 5000       | 55952             | 673879         |
| CLEARWATER COUNTY    | 21320827          | 88977         | 81306         | 0       | 113722                        | 38072   | 275          | 2165  | 13265                  | 248805        | 0          | 170               | 248975         |
| COOK COUNTY          | 2826658           | 8303          | 3700          | 0       | 120186                        | 2545    | 0            | 0     | 16982                  | 143413        | 0          | 0                 | 143413         |
| COTTONWOOD COUNTY    | 57064557          | 242658        | 216946        | 420     | 150847                        | 40033   | 0            | 0     | 19160                  | 427406        | 38000      | 67395             | 532801         |
| CROW WING COUNTY     | 53514008          | 446597        | 375327        | 0       | 421074                        | 106540  | 7974         | 5330  | 80743                  | 996988        | 0          | 232714            | 1229702        |
| DAKOTA COUNTY        | 46397437          | 206268        | 168380        | 120387  | 211965                        | 63718   | 11163        | 11    | 79536                  | 655160        | 370544     | 758625            | 1784329        |
| DODGE COUNTY         | 42281165          | 263162        | 221698        | 0       | 172473                        | 103575  | 0            | 2686  | 14408                  | 514840        | 16308      | 65185             | 596333         |
| DOUGLAS COUNTY       | 49754133          | 490996        | 371024        | 0       | 300682                        | 75134   | 0            | 0     | 53546                  | 800386        | 0          | 196359            | 996745         |
| FARIBAUT COUNTY      | 74277790          | 371642        | 337832        | 700     | 219774                        | 50978   | 4799         | 374   | 17988                  | 632445        | 19081      | 91973             | 743499         |
| FILLMORE COUNTY      | 51681307          | 531286        | 436526        | 0       | 292325                        | 171613  | 4738         | 5714  | 42960                  | 953876        | 2800       | 126715            | 1083391        |
| FREERORN COUNTY      | 81588412          | 303509        | 244409        | 3116    | 244279                        | 68944   | 6            | 1600  | 43115                  | 605469        | 0          | 71062             | 676531         |
| GOODHUE COUNTY       | 71434018          | 770215        | 624719        | 4862    | 405311                        | 260456  | 717          | 1059  | 59911                  | 1357035       | 76267      | 22109             | 1455411        |
| GRANT COUNTY         | 24118531          | 111616        | 98180         | 0       | 70599                         | 19971   | 0            | 260   | 9753                   | 198763        | 10895      | 29928             | 239586         |
| HENNEPIN COUNTY      | 5811850           | 68378         | 57262         | 400     | 38760                         | 30429   | 4989         | 0     | 15655                  | 147495        | 0          | 251               | 147746         |
| HOUSTON COUNTY       | 25610715          | 298121        | 239114        | 3803    | 269956                        | 130314  | 10891        | 156   | 38451                  | 692685        | 22113      | 57961             | 772759         |
| HUBBARD COUNTY       | 31937044          | 105788        | 89837         | 0       | 151031                        | 41603   | 778          | 2115  | 13979                  | 299343        | 0          | 30737             | 330080         |
| ISANTI COUNTY        | 40453743          | 160296        | 124771        | 901     | 314761                        | 124098  | 378          | 885   | 28614                  | 594408        | 88000      | 62453             | 744861         |
| ITASCA COUNTY        | 89837308          | 810128        | 767917        | 0       | 722267                        | 211061  | 1415         | 22937 | 148433                 | 1874030       | 0          | 53170             | 1927200        |
| JACKSON COUNTY       | 70718408          | 308438        | 279294        | 0       | 160609                        | 42270   | 0            | 0     | 21803                  | 503976        | 16656      | 57981             | 578613         |
| KANABEC COUNTY       | 14846973          | 73561         | 56831         | 270     | 115095                        | 41881   | 0            | 0     | 18656                  | 232733        | 7000       | 8784              | 248517         |
| KANDIYOHY COUNTY     | 57537983          | 361822        | 312316        | 36695   | 250902                        | 71475   | 57           | 0     | 39036                  | 710481        | 66720      | 20500             | 797701         |
| KITTSOY COUNTY       | 31861832          | 164139        | 152088        | 0       | 74368                         | 62102   | 0            | 818   | 10567                  | 299943        | 0          | 25876             | 325819         |
| LAC QUI PARLE COUNTY | 40304520          | 199120        | 159551        | 0       | 134053                        | 41462   | 0            | 28    | 12111                  | 347205        | 11150      | 27425             | 385780         |
| LAKE COUNTY          | 9109108           | 113387        | 161348        | 0       | 156540                        | 18721   | 240          | 15156 | 7976                   | 359981        | 10000      | 605               | 370586         |
| LE SUEUR COUNTY      | 41349427          | 159271        | 133718        | 0       | 142746                        | 46400   | 428          | 0     | 21866                  | 345158        | 0          | 30669             | 375827         |
| LINCOLN COUNTY       | 24711623          | 144398        | 122739        | 0       | 102984                        | 30657   | 0            | 105   | 4561                   | 261046        | 1000       | 9115              | 271161         |
| LYON COUNTY          | 44733119          | 169435        | 147707        | 0       | 136912                        | 41284   | 0            | 5     | 16451                  | 342359        | 0          | 12904             | 355263         |
| MC LEOD COUNTY       | 46685505          | 182719        | 141518        | 0       | 173556                        | 54186   | 0            | 0     | 28238                  | 397498        | 0          | 64949             | 462447         |
| MAHNOMEN             | 9457891           | 86689         | 76549         | 0       | 69705                         | 20806   | 885          | 4731  | 5733                   | 178409        | 4000       | 244               | 182653         |
| MARSHALL COUNTY      | 42619875          | 271065        | 254463        | 0       | 232127                        | 171541  | 848          | 3452  | 27464                  | 689895        | 0          | 57120             | 747015         |
| MARTIN COUNTY        | 80805735          | 277053        | 256685        | 0       | 148070                        | 37030   | 0            | 0     | 29481                  | 471266        | 20000      | 71133             | 562399         |
| MEEKER COUNTY        | 43453508          | 415823        | 347381        | 0       | 240999                        | 70563   | 0            | 0     | 14616                  | 673559        | 0          | 11448             | 685007         |
| MILLE LACS COUNTY    | 26914212          | 137068        | 117135        | 0       | 181069                        | 56789   | 0            | 424   | 10233                  | 365650        | 0          | 55207             | 420857         |
| MORRISON COUNTY      | 40560415          | 349878        | 277019        | 0       | 342306                        | 97359   | 0            | 0     | 54891                  | 771575        | 0          | 20500             | 792075         |
| MOWER COUNTY         | 74282355          | 386311        | 330242        | 0       | 257976                        | 117328  | 2241         | 33    | 21049                  | 728869        | 7600       | 33129             | 769598         |

TABLE 23  
CLASSIFICATION OF TOWN DISBURSEMENTS - 1978

| COUNTIES:            | POP.  | GENL.<br>GOVT. | FIRE   | ROAD<br>AND<br>BRIDGE | PAID TO<br>COUNTY<br>FOR ROADS | INTEREST<br>PAYMNTS | ALL<br>OTHER | TOTAL<br>CURRENT<br>EXPENSE | TOTAL<br>CAPITAL<br>OUTLAY | DEBT<br>REDEMPTION | OTHER<br>NON<br>CURRENT | TOTAL<br>DISBURSEMENTS |
|----------------------|-------|----------------|--------|-----------------------|--------------------------------|---------------------|--------------|-----------------------------|----------------------------|--------------------|-------------------------|------------------------|
| AITKIN COUNTY        | 8419  | 127158         | 28332  | 252052                | 19703                          | 1065                | 27245        | 455555                      | 65136                      | 5840               | 26730                   | 553261                 |
| ANOKA COUNTY         | 5806  | 97703          | 30418  | 156226                | 48158                          | 446                 | 58105        | 391056                      | 97508                      | 10306              | 46773                   | 545643                 |
| BECKER COUNTY        | 16078 | 117534         | 53814  | 407687                | 20977                          | 857                 | 64011        | 664880                      | 253574                     | 12735              | 20679                   | 951868                 |
| BELTRAMI COUNTY      | 10608 | 91699          | 53122  | 145392                | 20975                          | 40                  | 30198        | 341426                      | 55103                      | 0                  | 17329                   | 413858                 |
| BENTON COUNTY        | 9539  | 62161          | 26946  | 186294                | 8397                           | 0                   | 19850        | 303648                      | 43231                      | 0                  | 6470                    | 353349                 |
| BIG STONE COUNTY     | 3173  | 44039          | 15537  | 84065                 | 13845                          | 97                  | 3816         | 161399                      | 14861                      | 6440               | 0                       | 182700                 |
| BLUE EARTH COUNTY    | 14437 | 95743          | 53793  | 436099                | 35320                          | 5177                | 51572        | 677704                      | 136977                     | 7500               | 16487                   | 838668                 |
| BROWN COUNTY         | 8652  | 67595          | 16888  | 291481                | 2451                           | 606                 | 12638        | 391659                      | 105604                     | 1223               | 32753                   | 531239                 |
| CARLTON COUNTY       | 10749 | 68475          | 41988  | 167288                | 58868                          | 13870               | 86178        | 436667                      | 76036                      | 8641               | 7358                    | 528702                 |
| CARVER COUNTY        | 10566 | 80842          | 44632  | 217384                | 14182                          | 38233               | 138842       | 534115                      | 86727                      | 26000              | 20900                   | 667742                 |
| CASS COUNTY          | 11061 | 157611         | 81361  | 232380                | 17584                          | 163                 | 61121        | 550220                      | 159959                     | 3250               | 86821                   | 800250                 |
| CHIPPEWA COUNTY      | 6204  | 61031          | 28550  | 272194                | 187                            | 224                 | 9385         | 371571                      | 30439                      | 0                  | 16748                   | 418758                 |
| CHISAGO COUNTY       | 9456  | 103632         | 61259  | 278775                | 251                            | 0                   | 43141        | 487058                      | 95836                      | 0                  | 163225                  | 746119                 |
| CLAY COUNTY          | 9245  | 72686          | 49731  | 262521                | 109269                         | 4752                | 26924        | 525883                      | 72211                      | 11000              | 50783                   | 659877                 |
| CLEARWATER COUNTY    | 5451  | 35667          | 27313  | 71449                 | 26586                          | 0                   | 16468        | 177483                      | 11295                      | 0                  | 28000                   | 216778                 |
| COOK COUNTY          | 617   | 4890           | 1204   | 18359                 | 95                             | 0                   | 70144        | 94692                       | 0                          | 0                  | 0                       | 94692                  |
| COTTONWOOD COUNTY    | 6932  | 57394          | 38660  | 232352                | 8893                           | 3409                | 63897        | 404605                      | 91875                      | 10414              | 42830                   | 549724                 |
| CROW WING COUNTY     | 12295 | 172238         | 81371  | 540091                | 14659                          | 450                 | 53630        | 862439                      | 281935                     | 4000               | 75592                   | 1223966                |
| DAKOTA COUNTY        | 9072  | 81619          | 41562  | 360204                | 8777                           | 51898               | 54634        | 598694                      | 35743                      | 601800             | 547953                  | 1784190                |
| DODGE COUNTY         | 6895  | 49671          | 25160  | 375338                | 5674                           | 633                 | 31680        | 488156                      | 79686                      | 11000              | 34989                   | 613831                 |
| DOUGLAS COUNTY       | 12335 | 117271         | 94258  | 317903                | 75896                          | 0                   | 100000       | 705328                      | 192531                     | 0                  | 121509                  | 1019368                |
| FARIBAULT COUNTY     | 8402  | 62705          | 41180  | 484730                | 22107                          | 48                  | 28837        | 639607                      | 102481                     | 2500               | 22797                   | 767385                 |
| FILLMORE COUNTY      | 10143 | 93076          | 36202  | 641072                | 30581                          | 4234                | 64684        | 869849                      | 169653                     | 17800              | 28642                   | 1085944                |
| FREERORN COUNTY      | 14199 | 75347          | 60193  | 351620                | 11844                          | 0                   | 49220        | 548224                      | 171800                     | 0                  | 23412                   | 743436                 |
| GOODHUE COUNTY       | 12932 | 110583         | 46954  | 859185                | 500                            | 2689                | 56845        | 1076756                     | 240488                     | 26625              | 46968                   | 1390837                |
| GRANT COUNTY         | 3591  | 33860          | 18793  | 122314                | 37787                          | 473                 | 12966        | 226193                      | 25814                      | 4500               | 4175                    | 260682                 |
| HENNEPIN COUNTY      | 917   | 12786          | 9020   | 46317                 | 0                              | 873                 | 27830        | 96826                       | 0                          | 7672               | 27830                   | 132328                 |
| HOUSTON COUNTY       | 7939  | 50723          | 23408  | 413731                | 49037                          | 981                 | 31202        | 569082                      | 153127                     | 5000               | 33720                   | 760929                 |
| HUBBARD COUNTY       | 6835  | 101347         | 30817  | 159656                | 3929                           | 0                   | 15021        | 310770                      | 17064                      | 0                  | 2620                    | 330454                 |
| ISANTI COUNTY        | 12417 | 64222          | 39786  | 239638                | 3473                           | 2008                | 25044        | 374171                      | 298201                     | 54881              | 30000                   | 757253                 |
| ITASCA COUNTY        | 15499 | 273995         | 110061 | 488682                | 202127                         | 2952                | 275525       | 1353342                     | 369663                     | 10000              | 94003                   | 1827008                |
| JACKSON COUNTY       | 7657  | 60759          | 34472  | 333500                | 11423                          | 2261                | 27845        | 470260                      | 68953                      | 20500              | 38321                   | 598034                 |
| KANABEC COUNTY       | 6563  | 50539          | 29560  | 124454                | 12612                          | 72                  | 16539        | 233776                      | 43485                      | 800                | 6019                    | 284080                 |
| KANDIYOHY COUNTY     | 13138 | 94073          | 61617  | 310468                | 110117                         | 6902                | 29130        | 612307                      | 156840                     | 4100               | 8854                    | 782101                 |
| KITTSOY COUNTY       | 3045  | 43032          | 9627   | 145658                | 43795                          | 0                   | 21144        | 263256                      | 45666                      | 0                  | 20540                   | 329462                 |
| LAC QUI PARLE COUNTY | 6184  | 62524          | 17283  | 270550                | 3724                           | 99                  | 23136        | 377316                      | 75667                      | 0                  | 5491                    | 458474                 |
| LAKE COUNTY          | 2980  | 49000          | 10700  | 121488                | 6137                           | 300                 | 9981         | 197606                      | 14903                      | 1500               | 50000                   | 264009                 |
| LE SUEUR COUNTY      | 9005  | 74571          | 35062  | 244857                | 779                            | 0                   | 16887        | 372156                      | 26318                      | 0                  | 20172                   | 424646                 |
| LINCOLN COUNTY       | 4744  | 46359          | 14015  | 167977                | 1407                           | 150                 | 11083        | 240991                      | 37448                      | 1000               | 0                       | 279439                 |
| LYON COUNTY          | 7688  | 55579          | 25839  | 195255                | 4607                           | 0                   | 45419        | 326699                      | 18001                      | 0                  | 15013                   | 357713                 |
| MC LEOD COUNTY       | 10419 | 73620          | 51221  | 171964                | 23414                          | 1535                | 14490        | 336244                      | 46074                      | 10000              | 62983                   | 455301                 |
| MAHNOMEN             | 3355  | 23487          | 9223   | 71524                 | 28465                          | 180                 | 11277        | 144156                      | 5702                       | 4000               | 9665                    | 163523                 |
| MARSHALL COUNTY      | 7362  | 87509          | 38334  | 257498                | 77188                          | 77                  | 36897        | 497503                      | 208166                     | 0                  | 49344                   | 755013                 |
| MARTIN COUNTY        | 8354  | 55087          | 24527  | 279481                | 16932                          | 2439                | 35386        | 413852                      | 133902                     | 19500              | 30200                   | 597454                 |
| MEEKER COUNTY        | 9135  | 67776          | 45048  | 267954                | 146349                         | 654                 | 29726        | 557507                      | 118594                     | 0                  | 5609                    | 681710                 |
| MILLE LACS COUNTY    | 9238  | 47379          | 26332  | 170048                | 8697                           | 0                   | 9245         | 261701                      | 51334                      | 0                  | 133281                  | 446316                 |
| MORRISON COUNTY      | 15140 | 123955         | 80485  | 276023                | 27377                          | 0                   | 47307        | 555147                      | 197637                     | 0                  | 23881                   | 776665                 |
| MOWER COUNTY         | 13418 | 83217          | 48870  | 516248                | 5704                           | 686                 | 37495        | 692220                      | 108480                     | 6500               | 11683                   | 818883                 |



TABLE 22  
CLASSIFICATION OF TOWN RECEIPTS - 1978

| COUNTIES:           | TAXABLE VALUATION | Tax LEVY COLLECT. | SPECIAL TAXES | ---GRANTS AND SHARED TAXES--- |          |         |              | OTHER REVENUE RECEIPTS | TOTAL REVENUE | BOR-ROWING | OTHER NON REVENUE | TOTAL RECEIPTS |          |
|---------------------|-------------------|-------------------|---------------|-------------------------------|----------|---------|--------------|------------------------|---------------|------------|-------------------|----------------|----------|
|                     |                   | 1978              |               | ASSMNTS                       | STATE    | FEDERAL | ---COUNTY--- |                        |               |            |                   |                | OTHER    |
| MURRAY COUNTY       | 49774292          | 252740            | 227445        | 0                             | 162159   | 38584   | 0            | 14                     | 17085         | 445287     | 0                 | 40544          | 485831   |
| NICOLLET COUNTY     | 43028855          | 179177            | 152506        | 0                             | 162856   | 36420   | 0            | 0                      | 29298         | 381080     | 64000             | 77250          | 522330   |
| NOBLES COUNTY       | 58647343          | 257356            | 223406        | 0                             | 161199   | 45192   | 0            | 224                    | 39064         | 469085     | 4000              | 68415          | 541500   |
| NORMAN COUNTY       | 33925626          | 130595            | 114489        | 0                             | 115715   | 65391   | 0            | 11036                  | 14018         | 320649     | 5300              | 19572          | 345521   |
| OLMSTED COUNTY      | 84542339          | 593417            | 490445        | 0                             | 460927   | 227908  | 430          | 1942                   | 60798         | 1242450    | 15000             | 251938         | 1509388  |
| OTTER TAIL COUNTY   | 83949382          | 846979            | 691315        | 22795                         | 557079   | 150483  | 6688         | 2575                   | 138668        | 1569603    | 25083             | 145950         | 1740636  |
| PENNINGTON COUNTY   | 15691530          | 87439             | 76850         | 0                             | 65885    | 25921   | 85           | 0                      | 4163          | 172904     | 0                 | 8280           | 181184   |
| PINE COUNTY         | 25513866          | 211437            | 178809        | 0                             | 260143   | 66201   | 5653         | 21538                  | 42466         | 574810     | 0                 | 57603          | 632413   |
| PIPESTONE COUNTY    | 27039708          | 129600            | 113632        | 0                             | 76168    | 20231   | 0            | 0                      | 2873          | 212904     | 0                 | 12241          | 225145   |
| POLK COUNTY         | 74281168          | 566378            | 517727        | 0                             | 290535   | 203497  | 10114        | 11610                  | 46344         | 1079827    | 11000             | 59653          | 1150480  |
| POPE COUNTY         | 25292357          | 177524            | 151403        | 0                             | 126539   | 35188   | 7424         | 4293                   | 15399         | 340246     | 10028             | 13540          | 363814   |
| RAMSEY COUNTY       | 14753075          | 119137            | 66494         | 633780                        | 133120   | 27002   | 0            | 3342                   | 391691        | 1255429    | 890367            | 0              | 2145796  |
| RED LAKE COUNTY     | 10001406          | 66829             | 57719         | 0                             | 41451    | 15906   | 0            | 7278                   | 2901          | 125255     | 0                 | 11044          | 136299   |
| REDWOOD COUNTY      | 73756597          | 290827            | 259637        | 0                             | 202496   | 44652   | 0            | 56                     | 36959         | 543800     | 42000             | 44118          | 629918   |
| RENVILLE COUNTY     | 86907627          | 305945            | 269134        | 0                             | 254496   | 57656   | 174          | 30                     | 20798         | 602288     | 8000              | 48060          | 658348   |
| RICE COUNTY         | 58201373          | 309576            | 256082        | 0                             | 231971   | 67891   | 7225         | 0                      | 18080         | 581249     | 0                 | 55316          | 636565   |
| ROCK COUNTY         | 36822255          | 167159            | 149690        | 0                             | 102870   | 27674   | 0            | 60                     | 19880         | 300174     | 0                 | 41854          | 342028   |
| ROSEAU COUNTY       | 15011765          | 148349            | 130121        | 0                             | 132508   | 38440   | 140          | 162                    | 6281          | 307652     | 2070              | 11740          | 321462   |
| ST LOUIS COUNTY     | 122824199         | 1099598           | 897551        | 113044                        | 1986469  | 385609  | 476          | 4397                   | 338111        | 3725657    | 161495            | 811658         | 4698810  |
| SCOTT COUNTY        | 44090987          | 118187            | 97605         | 854                           | 246035   | 73773   | 0            | 26382                  | 50400         | 495049     | 0                 | 29353          | 524402   |
| SHERBURNE COUNTY    | 27958174          | 260723            | 193557        | 0                             | 216929   | 59976   | 0            | 1968                   | 13468         | 485898     | 0                 | 6500           | 492398   |
| SIBLEY COUNTY       | 51742747          | 265543            | 230884        | 0                             | 201703   | 47570   | 29           | 0                      | 34077         | 514263     | 0                 | 40976          | 555239   |
| STEARNS COUNTY      | 116457808         | 1063894           | 815935        | 0                             | 869521   | 260186  | 0            | 0                      | 117040        | 2062682    | 13000             | 72183          | 2147865  |
| STEELE COUNTY       | 46023999          | 205013            | 171585        | 200                           | 179497   | 43640   | 5503         | 17754                  | 33158         | 451337     | 0                 | 37305          | 488642   |
| STEVENS COUNTY      | 27360740          | 105924            | 95048         | 0                             | 79704    | 20478   | 0            | 569                    | 5271          | 201070     | 4500              | 14487          | 220057   |
| SWIFT COUNTY        | 33651226          | 217927            | 184882        | 0                             | 132364   | 39321   | 0            | 134                    | 7323          | 364024     | 0                 | 31276          | 395300   |
| TODD COUNTY         | 29735989          | 292085            | 219406        | 0                             | 288696   | 83437   | 3024         | 0                      | 17798         | 612361     | 0                 | 59488          | 671849   |
| TRAVERSE COUNTY     | 24858848          | 88110             | 79389         | 0                             | 52852    | 38997   | 0            | 0                      | 12764         | 184002     | 2862              | 41747          | 228611   |
| WABASHA COUNTY      | 30841785          | 251751            | 213709        | 0                             | 314827   | 170802  | 0            | 17699                  | 24930         | 741967     | 0                 | 13248          | 755215   |
| WADENA COUNTY       | 9948194           | 45426             | 36438         | 0                             | 82599    | 28647   | 665          | 258                    | 10474         | 159081     | 0                 | 5642           | 164723   |
| WASECA COUNTY       | 45991322          | 172506            | 148401        | 0                             | 109962   | 33596   | 0            | 0                      | 24659         | 316618     | 0                 | 28462          | 345080   |
| WASHINGTON COUNTY   | 64769217          | 499007            | 394436        | 198856                        | 346316   | 71031   | 8009         | 5680                   | 350863        | 1375191    | 9651              | 161178         | 1546020  |
| WATONWAN COUNTY     | 43139561          | 152457            | 136456        | 0                             | 101446   | 26950   | 3793         | 1556                   | 14277         | 284478     | 6000              | 34657          | 325135   |
| WILKIN COUNTY       | 34928081          | 97303             | 84216         | 302                           | 70447    | 83814   | 533          | 4504                   | 8357          | 252173     | 0                 | 23943          | 276116   |
| WINONA COUNTY       | 41356965          | 437280            | 337666        | 0                             | 287188   | 249094  | 64           | 3170                   | 59530         | 936712     | 79000             | 59946          | 1075658  |
| WRIGHT COUNTY       | 94931482          | 856188            | 673163        | 8459                          | 809781   | 182860  | 28343        | 7064                   | 135300        | 1844970    | 204669            | 174477         | 2224116  |
| YELLOW MEDICINE CTY | 46605362          | 244404            | 201815        | 0                             | 163601   | 36612   | 0            | 4090                   | 12634         | 418752     | 0                 | 107896         | 526648   |
| STATE TOTALS:       | 3795162520        | 23772904          | 19946539      | 1186734                       | 20221518 | 6688607 | 198009       | 259552                 | 3852525       | 52353484   | 2409306           | 5538956        | 60301746 |

TABLE 23  
CLASSIFICATION OF TOWN DISBURSEMENTS - 1978

| COUNTIES:           | POP.   | GENL.<br>GOVT. | FIRE    | ROAD<br>AND<br>BRIDGE | PAID TO<br>COUNTY<br>FOR ROADS | INTEREST<br>PAYMNTS | ALL<br>OTHER | TOTAL<br>CURRENT<br>EXPENSE | TOTAL<br>CAPITAL<br>OUTLAY | DEBT<br>REDEMPTION | OTHER<br>NON<br>CURRENT | TOTAL<br>DISBURSEMENTS |
|---------------------|--------|----------------|---------|-----------------------|--------------------------------|---------------------|--------------|-----------------------------|----------------------------|--------------------|-------------------------|------------------------|
| MURRAY COUNTY       | 7030   | 74627          | 36899   | 293475                | 4153                           | 649                 | 12508        | 422311                      | 67832                      | 0                  | 22326                   | 512469                 |
| NICOLLET COUNTY     | 7416   | 40538          | 29881   | 202476                | 18184                          | 568                 | 29682        | 321329                      | 182947                     | 4000               | 16850                   | 525126                 |
| NOBLES COUNTY       | 8741   | 86622          | 37914   | 326661                | 5632                           | 258                 | 34824        | 491911                      | 57523                      | 0                  | 26353                   | 575787                 |
| NORMAN COUNTY       | 5353   | 49178          | 19505   | 153062                | 4636                           | 269                 | 38579        | 265229                      | 46990                      | 1000               | 4551                    | 317770                 |
| OLMSTED COUNTY      | 23626  | 106117         | 138807  | 472906                | 74521                          | 157                 | 37318        | 829826                      | 618605                     | 25000              | 75584                   | 1549015                |
| OTTER TAIL COUNTY   | 24031  | 232363         | 63627   | 712321                | 105667                         | 6617                | 76573        | 1197168                     | 359193                     | 36743              | 141290                  | 1734394                |
| PENNINGTON COUNTY   | 4167   | 33143          | 12023   | 50421                 | 13385                          | 26                  | 11220        | 120218                      | 32380                      | 900                | 16367                   | 169865                 |
| PINE COUNTY         | 9768   | 85295          | 39897   | 289138                | 20331                          | 0                   | 27166        | 461827                      | 125171                     | 0                  | 40052                   | 627050                 |
| PIPESTONE COUNTY    | 4442   | 38791          | 21427   | 123167                | 6754                           | 446                 | 13112        | 203697                      | 8242                       | 4500               | 9055                    | 225494                 |
| POLK COUNTY         | 12789  | 153616         | 55765   | 672905                | 6213                           | 1130                | 73706        | 963335                      | 163807                     | 22275              | 21975                   | 1171392                |
| POPE COUNTY         | 6177   | 57858          | 26580   | 181386                | 2474                           | 0                   | 15726        | 284024                      | 103892                     | 0                  | 0                       | 387916                 |
| RAMSEY COUNTY       | 5666   | 84077          | 28241   | 123429                | 0                              | 221358              | 178083       | 635188                      | 1096946                    | 195000             | 0                       | 1927134                |
| RED LAKE COUNTY     | 2664   | 26371          | 12501   | 57761                 | 18866                          | 0                   | 4516         | 120015                      | 11757                      | 0                  | 1404                    | 133176                 |
| REDWOOD COUNTY      | 9074   | 82775          | 35685   | 384624                | 17449                          | 939                 | 19477        | 540949                      | 98985                      | 4000               | 34808                   | 678742                 |
| RENVILLE COUNTY     | 10305  | 90331          | 44699   | 379799                | 15360                          | 110                 | 27568        | 557867                      | 65424                      | 8000               | 29989                   | 661280                 |
| RICE COUNTY         | 12780  | 59344          | 42552   | 367835                | 18094                          | 0                   | 36574        | 524399                      | 100618                     | 0                  | 45404                   | 670421                 |
| ROCK COUNTY         | 4976   | 46169          | 29028   | 211113                | 7227                           | 1036                | 12512        | 307085                      | 44880                      | 4520               | 7546                    | 364031                 |
| ROSEAU COUNTY       | 6332   | 52780          | 13986   | 141114                | 40011                          | 194                 | 16578        | 264663                      | 29133                      | 0                  | 8628                    | 302424                 |
| ST LOUIS COUNTY     | 40798  | 684817         | 221429  | 1205272               | 48219                          | 59302               | 911688       | 3130727                     | 590890                     | 114433             | 653872                  | 4489922                |
| SCOTT COUNTY        | 12397  | 89286          | 50117   | 203965                | 12558                          | 0                   | 63856        | 419782                      | 122843                     | 0                  | 72209                   | 614834                 |
| SHERBURNE COUNTY    | 8173   | 79557          | 50129   | 159077                | 4239                           | 0                   | 22105        | 315107                      | 102003                     | 0                  | 25595                   | 442705                 |
| SIBLEY COUNTY       | 8648   | 81175          | 40120   | 295686                | 6887                           | 0                   | 22872        | 446740                      | 93719                      | 0                  | 35607                   | 576066                 |
| STEARNS COUNTY      | 39326  | 303878         | 166254  | 1044731               | 1728                           | 6574                | 87329        | 1610494                     | 590475                     | 25300              | 31958                   | 2258227                |
| STEELE COUNTY       | 8527   | 62950          | 20471   | 246853                | 11745                          | 0                   | 22490        | 364509                      | 34531                      | 0                  | 63260                   | 462300                 |
| STEVENS COUNTY      | 4199   | 28696          | 22468   | 125227                | 17691                          | 645                 | 9965         | 204692                      | 17645                      | 6000               | 1121                    | 229458                 |
| SWIFT COUNTY        | 6281   | 61619          | 24672   | 258807                | 7986                           | 651                 | 8744         | 362479                      | 25581                      | 0                  | 41925                   | 429985                 |
| TODD COUNTY         | 13881  | 79801          | 58855   | 226773                | 44323                          | 0                   | 38932        | 448684                      | 85800                      | 0                  | 47099                   | 581583                 |
| TRAVERSE COUNTY     | 2948   | 33940          | 21184   | 82316                 | 39062                          | 0                   | 12442        | 188944                      | 17175                      | 0                  | 431                     | 206550                 |
| WABASHA COUNTY      | 7019   | 65659          | 42342   | 294189                | 9739                           | 0                   | 52150        | 464079                      | 243493                     | 0                  | 38822                   | 746394                 |
| WADENA COUNTY       | 5550   | 37256          | 18358   | 73533                 | 5084                           | 7                   | 8831         | 143069                      | 22859                      | 0                  | 5398                    | 171326                 |
| WASECA COUNTY       | 6919   | 33819          | 26722   | 234332                | 3510                           | 0                   | 22919        | 321302                      | 46306                      | 0                  | 5125                    | 372733                 |
| WASHINGTON COUNTY   | 11570  | 200167         | 78906   | 279538                | 84695                          | 133102              | 417166       | 1193574                     | 161509                     | 98800              | 6161                    | 1460044                |
| WATONWAN COUNTY     | 5431   | 48850          | 27220   | 176298                | 8867                           | 3790                | 9278         | 274303                      | 39712                      | 22085              | 16086                   | 352186                 |
| WILKIN COUNTY       | 3815   | 35007          | 11999   | 153454                | 27746                          | 0                   | 15326        | 243532                      | 38781                      | 0                  | 4322                    | 286635                 |
| WINONA COUNTY       | 10998  | 115033         | 67173   | 476066                | 21367                          | 4090                | 31936        | 715665                      | 274874                     | 8020               | 62061                   | 1060620                |
| WRIGHT COUNTY       | 23308  | 281492         | 71622   | 729890                | 6054                           | 5228                | 125642       | 1219928                     | 684299                     | 9000               | 119673                  | 2032900                |
| YELLOW MEDICINE CTY | 7196   | 90083          | 37789   | 285097                | 8839                           | 556                 | 18592        | 440956                      | 130434                     | 8591               | 7286                    | 587267                 |
| STATE TOTALS:       | 810210 | 7556849        | 3621375 | 24732123              | 2150155                        | 599235              | 4601625      | 43261362                    | 11428982                   | 1515194            | 3913345                 | 60118883               |

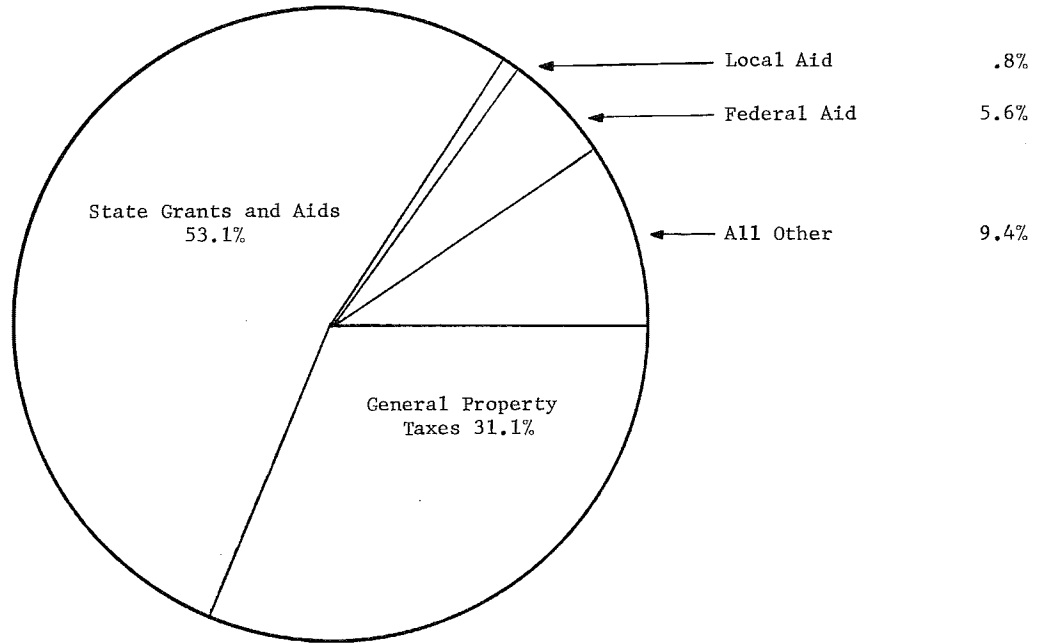
TABLE 24  
 OUTSTANDING INDEBTEDNESS OF TOWNS\* BY COUNTY  
 December 31, 1978

| COUNTY                  | TYPE OF BONDS         |                       |                 |              | TOTAL<br>INDEBTEDNESS |
|-------------------------|-----------------------|-----------------------|-----------------|--------------|-----------------------|
|                         | GENERAL<br>OBLIGATION | SPECIAL<br>ASSESSMENT | G.O.<br>REVENUE | ALL<br>OTHER |                       |
| * AITKIN                | 4010                  |                       |                 |              | 4010                  |
| * ANOKA                 |                       |                       |                 |              |                       |
| * BECKER                |                       |                       |                 |              |                       |
| * BELTRAMI              |                       |                       |                 |              |                       |
| * BENTON                |                       |                       |                 |              |                       |
| * BIG STONE             |                       |                       |                 |              |                       |
| * BLUE EARTH            |                       | 75000                 |                 |              | 75000                 |
| * BROWN                 | 2500                  |                       |                 |              | 2500                  |
| * CARLTON               | 30000                 | 185764                |                 |              | 215764                |
| * CARVER                | 15000                 | 730000                |                 |              | 745000                |
| * CASS                  |                       |                       |                 |              |                       |
| * CHIPPEWA              |                       |                       |                 |              |                       |
| * CHISAGO               |                       |                       |                 |              |                       |
| * CLAY                  | 48000                 |                       |                 |              | 48000                 |
| * CLEARWATER            |                       |                       |                 |              |                       |
| * COOK                  |                       |                       |                 | 30000        | 30000                 |
| * COTTONWOOD            |                       |                       |                 |              |                       |
| * CROW WING             |                       | 5000                  |                 |              | 5000                  |
| * DAKOTA                | 14000                 | 490000                |                 |              | 504000                |
| * DODGE                 | 5000                  |                       |                 |              | 5000                  |
| * DOUGLAS               |                       |                       |                 |              |                       |
| * FARIBAULT             |                       |                       |                 |              |                       |
| * FILLMORE              | 33000                 |                       |                 |              | 33000                 |
| * FREEBORN              |                       |                       |                 |              |                       |
| * GOODHUE               | 24200                 |                       |                 | 61267        | 85467                 |
| * GRANT                 |                       |                       |                 |              |                       |
| * HENNEPIN              |                       |                       |                 |              |                       |
| * HOUSTON               |                       |                       |                 |              |                       |
| * HUBBARD               |                       |                       |                 |              |                       |
| * ISANTI                | 38000                 |                       |                 |              | 38000                 |
| * ITASCA                | 40000                 |                       |                 |              | 40000                 |
| * JACKSON               |                       |                       |                 | 18000        | 18000                 |
| * KANABEC               | 1200                  |                       |                 |              | 1200                  |
| * KANDIYOHI             | 120000                |                       |                 |              | 120000                |
| * KITTSON               |                       |                       |                 |              |                       |
| * KOOCHICHING (1)       |                       |                       |                 |              |                       |
| * LAC QUI PARLE         |                       |                       |                 |              |                       |
| * LAKE                  | 8500                  |                       |                 |              | 8500                  |
| * LAKE OF THE WOODS (1) |                       |                       |                 |              |                       |
| * LE SUEUR              |                       |                       |                 |              |                       |
| * LINCOLN               |                       |                       |                 |              |                       |
| * LYON                  |                       |                       |                 |              |                       |
| * MCLEOD                |                       |                       |                 | 20000        | 20000                 |
| * MAHONMEN              |                       |                       |                 |              |                       |
| * MARSHALL              |                       |                       |                 |              |                       |
| * MARTIN                | 43000                 |                       |                 | 10542        | 53542                 |
| * MEEKER                | 80000                 |                       |                 |              | 80000                 |
| * MILLE LACS            |                       |                       |                 |              |                       |
| * MORRISON              |                       |                       |                 | 4000         | 4000                  |
| * MOWER                 |                       |                       |                 |              |                       |
| * MURRAY                |                       |                       |                 |              |                       |
| * NICOLLET              | 3000                  |                       |                 | 14000        | 17000                 |
| * NOBLES                |                       |                       |                 |              |                       |
| * NORMAN                |                       |                       |                 |              |                       |
| * OLMSTED               |                       |                       |                 |              |                       |
| * OTTER TAIL            | 22000                 | 13000                 |                 |              | 35000                 |
| * PENNINGTON            |                       |                       |                 |              |                       |
| * PINE                  |                       |                       |                 |              |                       |
| * PIPESTONE             |                       |                       |                 | 8500         | 8500                  |
| * POLK                  | 4000                  |                       |                 |              | 4000                  |
| * POPE                  | 6500                  |                       |                 |              | 6500                  |
| * RAMSEY                | 4530000               |                       |                 |              | 4530000               |
| * RED LAKE              |                       |                       |                 |              |                       |
| * REDWOOD               | 46000                 |                       |                 |              | 46000                 |
| * RENVILLE              |                       |                       |                 |              |                       |
| * RICE                  |                       |                       |                 |              |                       |
| * ROCK                  |                       |                       |                 | 9040         | 9040                  |
| * ROSEAU                |                       |                       |                 |              |                       |
| * ST. LOUIS             | 284992                | 938567                | 75398           |              | 1298957               |
| * SCOTT                 |                       |                       |                 |              |                       |
| * SHERBURNE             |                       |                       |                 |              |                       |
| * SIBLEY                |                       |                       |                 |              |                       |
| * STEARNS               | 40200                 |                       |                 |              | 40200                 |
| * STEELE                |                       |                       |                 |              |                       |
| * STEVENS               |                       |                       |                 |              |                       |
| * SWIFT                 |                       |                       |                 |              |                       |
| * TODD                  |                       |                       |                 |              |                       |
| * TRAVERSE              |                       |                       |                 |              |                       |
| * WABASHA               |                       |                       |                 |              |                       |
| * WADENA                |                       |                       |                 |              |                       |
| * WASECA                |                       |                       |                 |              |                       |
| * WASHINGTON            | 170000                | 2125200               |                 |              | 2295200               |
| * WATONWAN              | 32000                 |                       |                 |              | 32000                 |
| * WILKIN                |                       |                       |                 |              |                       |
| * WINDNA                | 263000                |                       |                 |              | 263000                |
| * WRIGHT                | 293000                |                       |                 |              | 293000                |
| * YELLOW MEDICINE       |                       |                       |                 |              |                       |
| TOTAL                   | 6201102               | 4562531               | 75398           | 175349       | 11014380              |

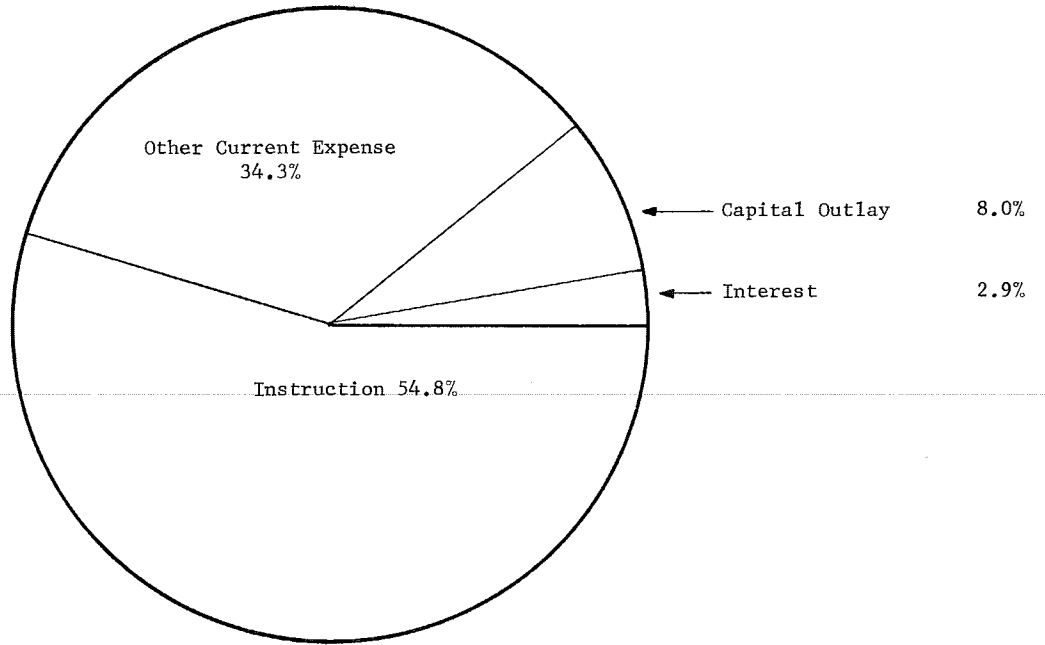
NOTE: \* Does not include short term debt, which totaled \$1,219,485 on March 1, 1979.  
 (1) No organized towns in county.

REVENUES, EXPENDITURES, AND DEBT  
OF  
THE SCHOOL DISTRICTS

FIGURE 11  
THE SCHOOL DISTRICTS - 1978



REVENUES\* \$2,056,237,229



EXPENDITURES\*\* \$1,938,560,258

\* Does not include borrowing, agency, trust or investment receipts.  
\*\* Current expense and capital outlay.

FIGURE 12  
THE SCHOOL DISTRICTS  
REVENUES

For the Years Ended June 30, 1969  
to June 30, 1979

(Millions of Dollars)

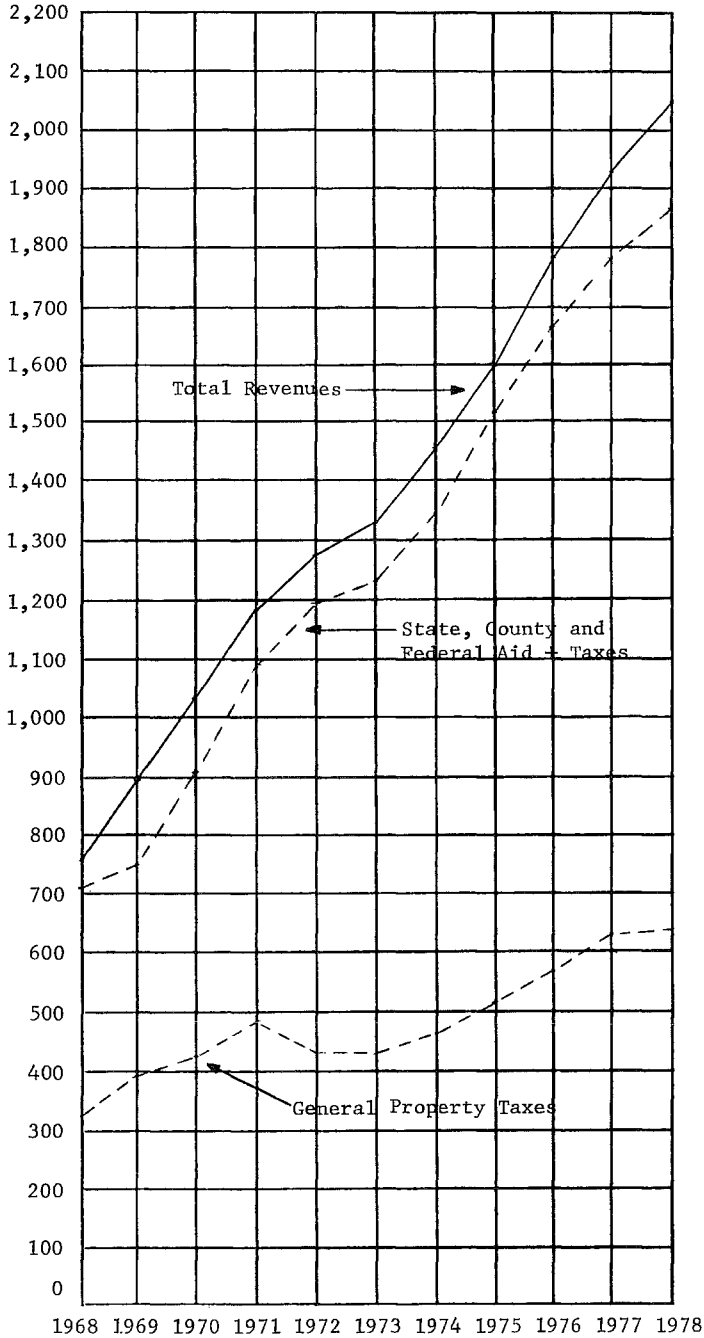


FIGURE 13  
THE SCHOOL DISTRICTS  
EXPENDITURES

For the Years Ended June 30, 1969  
to June 30, 1979

(Millions of Dollars)

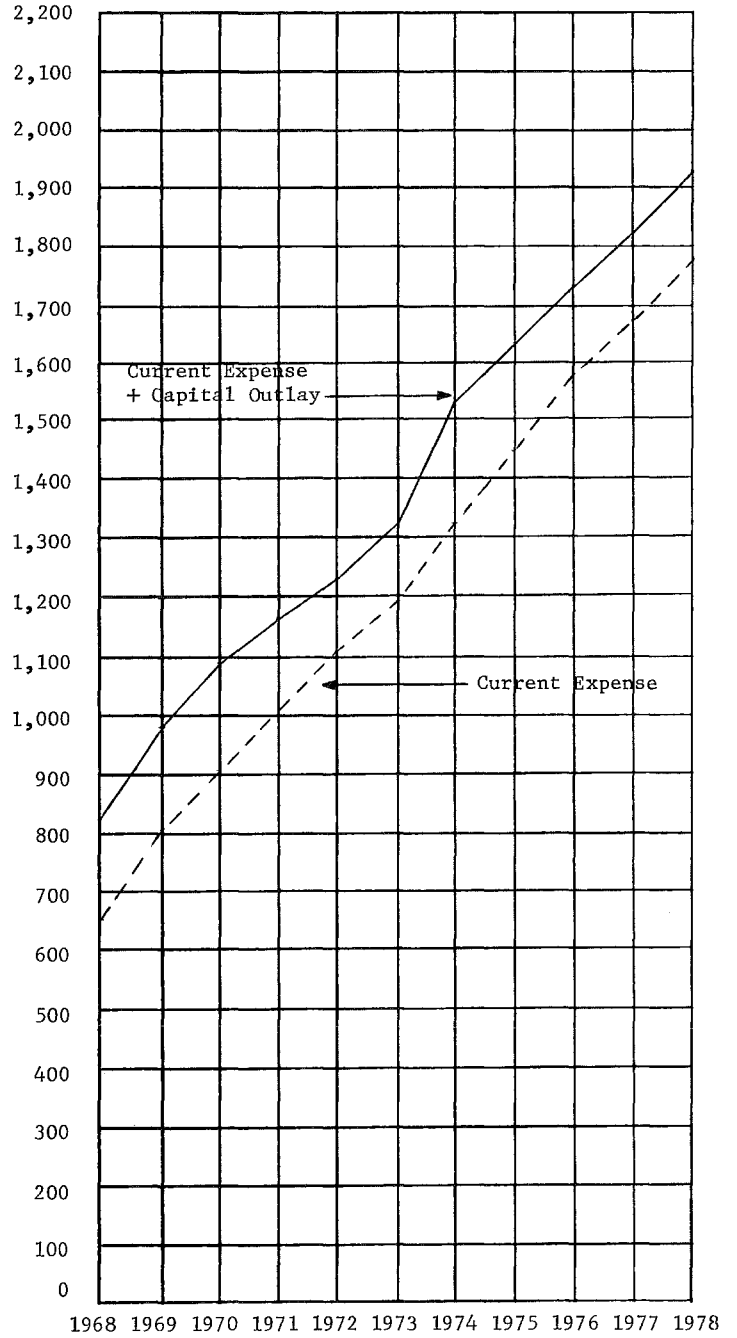


FIGURE 14  
THE SCHOOL DISTRICTS  
BONDED INDEBTEDNESS

For the Years 1959-1978  
(Millions of Dollars)

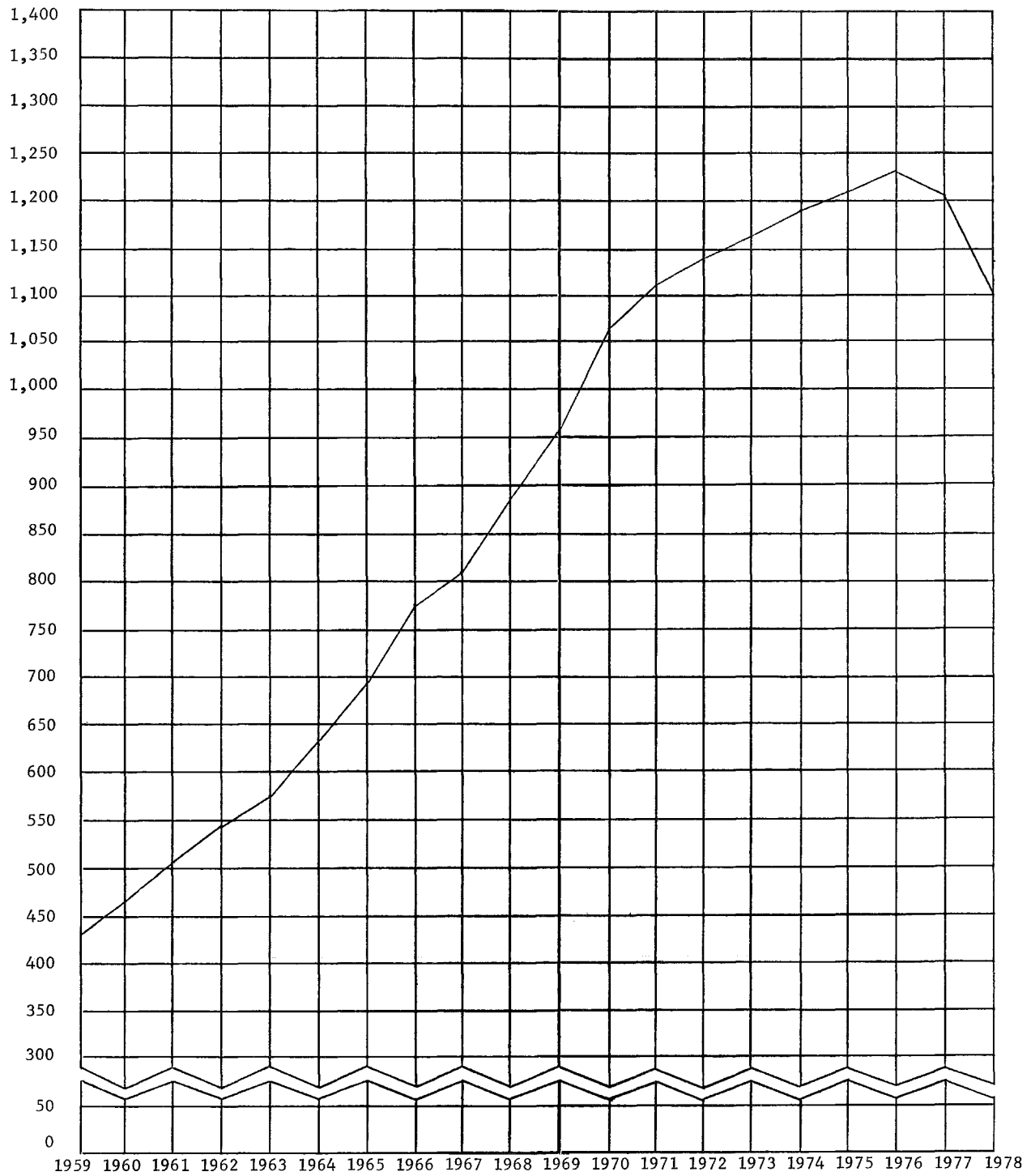


TABLE 25  
REVENUES, EXPENDITURES, AND INDEBTEDNESS OF SCHOOL DISTRICTS  
For the Years 1974, 1975, 1976, 1977 and 1978

| SOURCES OF REVENUE                            | 1974            |       | 1975(1)         |       | 1976(1)         |       | 1977(1)            |       | 1978(1)             |       |
|---|-----------------|-------|-----------------|-------|-----------------|-------|--------------------|-------|---------------------|-------|
|   | Amount          | %     | Amount          | %     | Amount          | %     | Amount             | %     | Amount              | %     |
| <b>REVENUES</b>                               |                 |       |                 |       |                 |       |                    |       |                     |       |
| TAXES .....                                   | \$ 464,063,901  | 31.8  | \$ 501,514,477  | 31.5  | \$ 570,815,060  | 32.0  | \$ 634,221,652     | 32.7  | \$ 639,046,164      | 31.1  |
| INTERGOVERNMENTAL REVENUE                     |                 |       |                 |       |                 |       |                    |       |                     |       |
| Federal .....                                 | 75,691,601      | 5.2   | 91,830,395      | 5.8   | 94,871,747      | 5.3   | 106,634,366        | 5.5   | 114,911,134         | 5.6   |
| State .....                                   | 809,143,921     | 55.5  | 890,010,082     | 55.9  | 987,073,747     | 55.4  | 1,040,538,991      | 53.7  | 1,091,361,135       | 53.1  |
| County .....                                  | 6,162,833       | .4    | 5,642,119       | .3    | 2,202,719       | .1    | 4,554,437          | .3    | 4,477,763           | .2    |
| Other Districts .....                         | 10,863,278      | .7    | 13,793,994      | .9    | 16,184,905      | .9    | 17,762,814         | .9    | 17,793,548          | .8    |
| TOTAL INTERGOVERNMENTAL REVENUE .....         | \$ 901,861,633  | 61.8  | \$1,001,276,590 | 62.9  | \$1,100,333,118 | 61.7  | \$1,169,490,608    | 60.4  | \$1,228,543,580     | 59.7  |
| ALL OTHER REVENUE* .....                      | 93,091,984      | 6.4   | 88,392,222      | 5.6   | 111,257,453     | 6.3   | 134,050,445        | 6.9   | 188,647,485         | 9.2   |
| TOTAL REVENUES .....                          | \$1,459,017,518 | 100.0 | \$1,591,183,289 | 100.0 | \$1,782,405,631 | 100.0 | \$1,937,762,705    | 100.0 | \$2,056,237,229     | 100.0 |
| <b>DISBURSEMENTS</b>                          |                 |       |                 |       |                 |       |                    |       |                     |       |
| <b>EXPENDITURES</b>                           |                 |       |                 |       |                 |       |                    |       |                     |       |
| ADMINISTRATION .....                          | \$ 43,142,098   | 2.8   | \$ 46,018,852   | 2.8   | \$ 50,155,051   | 2.9   | \$ 55,820,388      | 3.0   | \$ 59,612,996       | 3.1   |
| INSTRUCTION .....                             | 841,753,828     | 55.5  | 911,324,797     | 55.9  | 973,004,925     | 56.4  | 1,012,799,875      | 55.3  | 1,062,777,194       | 54.8  |
| OPERATION AND MAINTENANCE .....               | 235,912,699     | 15.6  | 146,680,073     | 9.0   | 163,932,487     | 9.5   | 169,482,860        | 9.3   | 180,013,485         | 9.3   |
| TRANSPORTATION .....                          | 68,702,023      | 4.5   | 76,170,196      | 4.7   | 83,756,821      | 4.9   | 90,512,280         | 4.9   | 99,007,351          | 5.1   |
| SCHOOL LUNCHES .....                          | 58,513,427      | 3.9   | 63,284,735      | 3.9   | 67,783,837      | 3.9   | 76,139,237         | 4.2   | 87,500,384          | 4.5   |
| INTEREST PAYMENTS .....                       | 54,893,763      | 3.6   | 55,903,674      | 3.4   | 55,180,233      | 3.2   | 57,735,190         | 3.2   | 55,790,311          | 2.9   |
| ALL OTHER .....                               | 30,104,489      | 2.0   | 152,688,498     | 9.4   | 190,349,219     | 11.1  | 217,524,879        | 11.9  | 238,430,631         | 12.3  |
| TOTAL CURRENT EXPENSE .....                   | \$1,333,022,327 | 87.9  | \$1,452,070,825 | 89.1  | \$1,584,162,573 | 91.9  | \$1,680,014,709    | 91.8  | \$1,783,132,353     | 92.0  |
| CAPITAL OUTLAY .....                          | 182,695,362     | 12.1  | 177,821,242     | 10.9  | 139,761,373     | 8.1   | 151,020,187        | 8.2   | 155,427,905         | 8.0   |
| TOTAL EXPENDITURES .....                      | \$1,515,717,689 | 100.0 | \$1,629,892,067 | 100.0 | \$1,723,923,946 | 100.0 | \$1,831,034,896    | 100.0 | \$1,938,560,258     | 100.0 |
| <b>SUMMARY OF BONDED DEBT TRANSACTIONS</b>    |                 |       |                 |       |                 |       |                    |       |                     |       |
| Adjustment .....                              |                 |       |                 |       |                 |       |                    |       |                     |       |
| Outstanding January 1 (July 1, 1978) .....    | \$1,166,713,979 | ...   | \$1,187,820,207 | ...   | \$1,208,297,974 | ...   | \$1,221,904,954(3) | ...   | \$ 72,513,698 (4)   | ...   |
| Issued .....                                  | 139,817,625     | ...   | 128,961,635(2)  | ...   | 98,445,048      | ...   | 116,463,011        | ...   | 1,133,017,086 (4)   | ...   |
| Paid .....                                    | 118,711,397     | ...   | 108,483,868     | ...   | 77,447,749      | ...   | 132,837,181        | ...   | 60,957,301          | ...   |
| Outstanding December 31 (June 30, 1979) ..... | \$1,187,820,207 | ...   | \$1,208,297,974 | ...   | \$1,229,295,273 | ...   | \$1,205,530,784    | ...   | 87,536,776          | ...   |
|   |                 |       |                 |       |                 |       |                    |       | \$1,106,437,611 (4) | ...   |

NOTE: \*Includes sale of school lunches.

- (1) Department of Education furnished the data by computer for the years ended June 30, 1976, 1977, 1978 and 1979. Source was Annual Financial Report filed by school districts. Classification was changed for certain categories, at the recommendation of the Department of Education, particularly "Operation and Maintenance" where fixed charges, student activities, and outgoing transfers were changed to "other".
- (2) Bonds issued includes adjustments reflecting differences between current year and prior year reports. Included was an adjustment for Minneapolis - Special District 1, to include tax anticipation notes issued in 1975.
- (3) Differs from bonds outstanding December 31, 1976 because of County Auditor's corrections to data previously reported incorrectly by the school districts.
- (4) Outstanding indebtedness for 1979 was taken from the Dept. of Education Annual Financial Report. Data for prior year was taken from County Auditors reports of indebtedness as of December 31 each year. A net adjustment of \$72,513,698 is necessary to reflect the change to the records of the Dept. of Education for six months activity, and the fact that Dept. of Education records do not include short term tax anticipation certificates for Minneapolis and St. Paul totaling \$42,000,000 and \$18,750,000 respectively.



TABLE 26  
GRADED ELEMENTARY AND SECONDARY SCHOOLS  
CLASSIFICATION OF REVENUES  
Year Ended June 30, 1979

| CD | DISTRICT NAME         | DISTRICT TYP NBR | ENROLLMENT | TAXABLE VALUATION | REVENUES    |         |            |                    |                 |                  |               |               |                |            | BONDS      | TOTAL |
|----|-----------------------|------------------|------------|-------------------|-------------|---------|------------|--------------------|-----------------|------------------|---------------|---------------|----------------|------------|------------|-------|
|    |                       |                  |            |                   | LOCAL TAXES | A I D S |            |                    | OTHER DISTRICTS | SCHOOL LUNCHESES | OTHER REVENUE | TOTAL REVENUE |                |            |            |       |
|    |                       |                  |            |                   |             | COUNTY  | STATE      | FEDERAL FROM STATE |                 |                  |               |               | DIRECT FEDERAL |            |            |       |
| 01 | AITKIN                | 1 001            | 1,613      | 39,591,679        | 984,848     |         | 2,468,344  | 257,513            |                 |                  | 14,193        | 93,097        | 445,336        | 4,263,331  | 4,263,331  |       |
| 01 | HILL CITY             | 1 002            | 422        | 5,364,719         | 209,835     |         | 707,634    | 69,910             |                 |                  |               | 21,019        | 24,945         | 1,061,740  | 1,061,740  |       |
| 01 | MC GREGOR             | 1 004            | 770        | 19,741,866        | 550,632     |         | 941,101    | 121,492            | 30,042          |                  |               | 31,816        | 118,283        | 1,793,367  | 1,793,367  |       |
| 02 | ANOKA                 | 1 011            | 31,746     | 370,062,408       | 15,299,337  | 129,148 | 42,057,412 | 2,489,521          | 378,219         | 67,496           | 1,872,467     | 4,412,924     | 66,706,524     | 66,706,524 |            |       |
| 02 | CENTENNIAL            | 1 012            | 3,045      | 29,952,264        | 1,500,865   | 56,522  | 4,477,403  | 26,140             |                 | 26,751           | 12,729        | 174,465       | 309,962        | 6,794,679  | 6,794,679  |       |
| 02 | COLUMBIA HEIGHTS      | 1 013            | 5,445      | 115,864,713       | 4,251,653   | 25,863  | 6,503,921  | 385,836            |                 |                  |               | 402,307       | 502,106        | 12,071,685 | 12,071,685 |       |
| 02 | FRIDLEY               | 1 014            | 4,212      | 76,851,978        | 3,329,285   |         | 5,364,696  | 261,580            |                 | 7,741            |               | 262,169       | 613,840        | 9,839,311  | 9,839,311  |       |
| 02 | ST. FRANCIS           | 1 015            | 3,996      | 38,209,935        | 1,509,211   | 44,445  | 5,780,352  | 300,243            |                 | 192,777          |               | 231,065       | 681,130        | 8,739,223  | 15,302,503 |       |
| 02 | SPRING LAKE PARK      | 1 016            | 4,424      | 81,649,463        | 3,790,565   | 33,398  | 5,287,217  | 428,620            | 6,383           |                  | 103,164       | 234,334       | 680,345        | 10,564,026 | 10,564,026 |       |
| 03 | AUDUBON               | 1 021            | 439        | 10,037,973        | 365,321     |         | 537,955    | 51,141             |                 |                  |               | 16,815        | 72,010         | 1,043,242  | 1,043,242  |       |
| 03 | DETROIT LAKES         | 1 022            | 3,158      | 57,435,287        | 1,852,160   | 11,762  | 3,995,998  | 417,178            | 31,187          |                  | 16,092        | 132,350       | 506,501        | 6,963,228  | 6,963,228  |       |
| 03 | FRAZEE-VERGAS         | 1 023            | 1,397      | 18,355,908        | 471,798     |         | 1,931,215  | 198,224            | 12,916          |                  |               | 43,297        | 113,098        | 2,788,096  | 2,788,096  |       |
| 03 | LAKE PARK             | 1 024            | 544        | 12,336,964        | 343,403     | 1,381   | 661,215    | 51,862             |                 |                  |               | 14,396        | 61,755         | 1,165,669  | 1,165,669  |       |
| 04 | BEMIDJI               | 1 031            | 4,510      | 67,827,310        | 1,972,505   |         | 6,391,816  | 500,879            | 110,279         |                  |               | 150,246       | 370,798        | 9,687,726  | 9,687,726  |       |
| 04 | BLACKDUCK             | 1 032            | 885        | 8,532,786         | 260,932     | 3,011   | 1,314,380  | 150,781            | 34,541          |                  | 110,208       | 22,499        | 100,332        | 1,996,684  | 1,996,684  |       |
| 04 | KELLIHER              | 1 036            | 302        | 3,189,815         | 89,701      | 2,940   | 4,996,800  | 39,061             |                 |                  |               | 856           | 12,950         | 612,222    | 612,222    |       |
| 04 | RED LAKE              | 1 038            | 867        | 66,872            | 11,095      |         | 2,000,041  | 201,463            | 514,197         |                  |               | 4,485         | 18,101         | 2,751,003  | 2,751,003  |       |
| 05 | SAUK RAPIDS           | 1 047            | 2,345      | 39,566,858        | 1,203,966   | 20,137  | 3,226,223  | 289,351            | 11,364          |                  | 15,953        | 108,593       | 328,184        | 5,027,282  | 5,027,282  |       |
| 05 | FOLEY                 | 1 051            | 1,769      | 23,488,173        | 572,059     | 8,313   | 2,653,552  | 184,314            | 179             |                  |               | 239,507       | 3,746,602      | 4,346,602  | 4,346,602  |       |
| 06 | BEARDSLEY             | 1 057            | 190        | 5,015,632         | 141,582     |         | 239,507    | 43,406             |                 |                  |               | 7,595         | 17,293         | 449,383    | 449,383    |       |
| 06 | CLINTON               | 1 058            | 268        | 7,787,430         | 218,667     |         | 350,439    | 58,240             |                 |                  |               | 15,687        | 13,272         | 656,304    | 656,304    |       |
| 06 | GRACEVILLE            | 1 060            | 437        | 13,588,408        | 287,616     | 2,195   | 587,072    | 98,335             |                 | 9,348            |               | 20,332        | 44,973         | 1,049,872  | 1,049,872  |       |
| 06 | ORTONVILLE            | 1 062            | 944        | 16,434,852        | 514,518     |         | 1,319,621  | 129,521            |                 | 148,655          |               | 39,558        | 104,572        | 2,256,445  | 2,256,445  |       |
| 07 | LAKE CRYSTAL          | 1 070            | 650        | 24,369,466        | 613,204     |         | 626,750    | 76,514             |                 |                  |               | 35,139        | 100,366        | 1,451,973  | 1,451,973  |       |
| 07 | MAPLETON              | 1 072            | 624        | 25,119,133        | 533,148     |         | 548,402    | 60,584             |                 |                  |               | 33,139        | 85,144         | 1,260,416  | 1,260,416  |       |
| 07 | ST. CLAIR             | 1 075            | 538        | 16,483,348        | 461,222     |         | 608,183    | 69,338             |                 | 173              |               | 29,496        | 31,669         | 1,200,082  | 1,200,082  |       |
| 07 | HANKATO               | 1 077            | 7,027      | 176,654,974       | 6,022,090   |         | 8,010,547  | 717,289            |                 | 59,259           |               | 433,543       | 581,742        | 15,824,469 | 15,824,469 |       |
| 07 | GARDEN CITY           | 1 078            | 610        | 24,225,412        | 548,741     |         | 598,194    | 57,148             |                 |                  |               | 38,381        | 97,650         | 1,340,114  | 1,340,114  |       |
| 07 | AMBONY-GOODHUNDER     | 1 079            | 383        | 22,401,415        | 456,195     |         | 318,609    | 39,491             |                 |                  |               | 26,212        | 65,729         | 906,235    | 906,235    |       |
| 08 | COMFREY               | 1 081            | 299        | 19,198,009        | 397,139     | 4,284   | 250,734    | 87,221             |                 | 10,845           |               | 16,927        | 787,928        | 787,928    | 787,928    |       |
| 08 | SLEEPY EYE            | 1 084            | 793        | 40,648,699        | 907,786     | 8,459   | 820,471    | 129,618            |                 |                  |               | 56,827        | 118,036        | 2,041,197  | 2,041,197  |       |
| 08 | SPRINGFIELD           | 1 085            | 759        | 29,806,911        | 478,674     | 5,893   | 811,311    | 87,772             |                 |                  |               | 38,363        | 114,337        | 1,536,350  | 1,536,350  |       |
| 08 | NEW ULM-HANSKA        | 1 088            | 3,192      | 99,952,473        | 2,619,767   | 23,938  | 3,746,273  | 312,331            |                 |                  | 4,642         | 170,242       | 344,555        | 7,221,748  | 7,221,748  |       |
| 09 | BARNUM                | 1 091            | 786        | 7,023,415         | 388,448     |         | 1,165,810  | 111,820            |                 |                  |               | 24,584        | 23,668         | 1,785,666  | 1,785,666  |       |
| 09 | CARLTON               | 1 093            | 924        | 14,380,165        | 586,392     |         | 1,208,566  | 102,321            | 40,143          |                  |               | 38,604        | 107,856        | 2,122,747  | 2,122,747  |       |
| 09 | CLOQUET               | 1 094            | 3,016      | 44,991,467        | 1,711,805   | 9,598   | 4,313,891  | 428,590            | 155,381         |                  | 166,178       | 187,260       | 314,684        | 7,287,388  | 7,287,388  |       |
| 09 | CROWWELL              | 1 095            | 374        | 4,239,555         | 151,399     |         | 568,955    | 40,657             |                 |                  |               | 18,677        | 25,673         | 805,361    | 805,361    |       |
| 09 | MOOSE LAKE            | 1 097            | 826        | 11,846,662        | 381,609     |         | 1,149,720  | 74,575             |                 | 79,051           |               | 29,820        | 54,090         | 1,768,865  | 1,768,865  |       |
| 09 | ESKO                  | 1 099            | 1,163      | 13,315,940        | 462,734     |         | 1,539,296  | 54,173             | 2,065           |                  | 46,609        | 53,120        | 289,943        | 2,447,939  | 2,447,939  |       |
| 09 | WRENSHALL             | 1 100            | 416        | 13,809,469        | 699,092     |         | 393,387    | 83,120             |                 |                  |               | 1,694         | 12,963         | 1,320,424  | 1,320,424  |       |
| 10 | NORWOOD-YOUNG AMERICA | 1 108            | 924        | 32,859,905        | 728,759     |         | 1,038,705  | 69,470             |                 |                  | 669           | 55,636        | 138,154        | 2,031,393  | 2,031,393  |       |
| 10 | WACONIA               | 1 110            | 1,348      | 37,995,145        | 1,273,539   |         | 1,665,416  | 91,246             |                 | 15,448           |               | 73,112        | 126,973        | 3,245,733  | 3,245,733  |       |
| 10 | WATERTOWN-HAYER       | 1 111            | 1,242      | 26,480,954        | 802,031     |         | 1,675,358  | 95,476             |                 |                  | 826           | 72,312        | 78,408         | 2,724,411  | 2,724,411  |       |
| 10 | CHASKA                | 1 112            | 3,273      | 67,151,540        | 3,044,682   | 7,750   | 4,073,346  | 238,531            | 2,559           |                  | 158,903       | 171,229       | 368,315        | 8,065,314  | 8,065,314  |       |
| 11 | BACKUS                | 1 114            | 309        | 8,197,223         | 300,293     |         | 332,835    | 46,481             |                 |                  | 16,238        | 9,929         | 13,336         | 719,111    | 719,111    |       |
| 11 | CASS LAKE             | 1 115            | 885        | 16,420,764        | 640,423     | 39,498  | 1,213,552  | 281,425            | 200,224         |                  |               | 15,878        | 24,793         | 2,415,793  | 2,415,793  |       |
| 11 | PILLAGER              | 1 116            | 497        | 13,148,738        | 362,617     |         | 560,640    | 76,938             |                 |                  |               | 16,931        | 15,836         | 1,032,962  | 1,032,962  |       |
| 11 | PINE RIVER            | 1 117            | 999        | 16,011,388        | 596,374     | 1,130   | 1,386,674  | 146,078            |                 | 28,755           |               | 24,582        | 76,845         | 2,260,438  | 2,260,438  |       |
| 11 | REMER                 | 1 118            | 759        | 26,113,599        | 687,593     | 39,170  | 796,864    | 105,314            | 85,159          |                  |               | 23,856        | 59,967         | 1,797,923  | 1,797,923  |       |
| 11 | WALKER-HACKENSACK     | 1 119            | 885        | 26,750,390        | 680,927     | 5,380   | 1,014,057  | 129,353            | 71,900          |                  |               | 170,572       | 2,072,188      | 2,072,188  | 2,072,188  |       |
| 12 | CLARA CITY            | 1 126            | 517        | 18,183,459        | 392,147     |         | 595,227    | 82,446             |                 |                  | 27,092        | 30,778        | 82,536         | 1,210,226  | 1,210,226  |       |
| 12 | MAYNARD               | 1 127            | 336        | 13,610,677        | 294,791     | 2,966   | 416,550    | 71,031             |                 |                  | 5,119         | 12,728        | 29,630         | 832,815    | 832,815    |       |

TABLE 27  
GRADED ELEMENTARY AND SECONDARY SCHOOLS  
CLASSIFICATION OF EXPENDITURES  
Year Ended June 30, 1979

| CO | DISTRICT NAME         | DISTRICT<br>TYP NBR | CURRENT EXPENDITURES |             |                            |                     |                 |           |                             | CAPITAL<br>OUTLAY | DEBT<br>REDEMPTION | TOTAL     |                          |
|----|-----------------------|---------------------|----------------------|-------------|----------------------------|---------------------|-----------------|-----------|-----------------------------|-------------------|--------------------|-----------|--------------------------|
|    |                       |                     | ADMINI-<br>STRATION  | INSTRUCTION | OPERATION &<br>MAINTENANCE | TRANS-<br>PORTATION | SCHOOL<br>LUNCH | INTEREST  | OTHER<br>CURRENT<br>EXPENSE |                   |                    |           | TOTAL CURRENT<br>EXPENSE |
| 01 | AITKIN                | 1 001               | 108,413              | 1,668,517   | 303,983                    | 281,201             | 222,510         | 286,204   | 458,197                     | 3,329,024         | 216,685            | 180,000   | 3,725,709                |
| 01 | HILL CITY             | 1 002               | 54,546               | 436,460     | 90,454                     | 102,834             | 77,182          | 3,179     | 86,843                      | 851,298           | 28,839             | 5,000     | 885,138                  |
| 01 | MC GREGOR             | 1 004               | 56,053               | 746,896     | 138,713                    | 143,421             | 103,745         | 46,000    | 156,925                     | 1,391,752         | 24,317             | 42,000    | 1,458,069                |
| 02 | ANDRA                 | 1 011               | 1,517,656            | 33,072,141  | 5,557,826                  | 3,685,354           | 3,743,441       | 2,003,695 | 7,760,558                   | 57,340,671        | 2,531,161          | 3,666,100 | 63,537,933               |
| 02 | CENTENNIAL            | 1 012               | 165,754              | 3,407,966   | 816,772                    | 316,889             | 309,202         | 486,341   | 686,211                     | 6,189,135         | 350,741            | 82,000    | 6,621,876                |
| 02 | COLUMBIA HEIGHTS      | 1 013               | 395,575              | 6,463,856   | 1,144,894                  | 294,691             | 716,041         | 196,995   | 1,334,138                   | 10,546,189        | 352,158            | 620,000   | 11,518,347               |
| 02 | FRIDLEY               | 1 014               | 171,842              | 4,812,630   | 924,054                    | 267,150             | 437,530         | 242,319   | 1,010,552                   | 7,866,077         | 336,746            | 983,736   | 9,186,559                |
| 02 | ST. FRANCIS           | 1 015               | 217,068              | 4,017,733   | 570,679                    | 716,898             | 466,643         | 261,167   | 962,787                     | 7,212,976         | 959,927            | 705,200   | 8,888,102                |
| 02 | SPRING LAKE PARK      | 1 016               | 257,442              | 5,180,899   | 1,076,335                  | 466,948             | 412,707         | 735,809   | 1,243,190                   | 9,371,330         | 583,764            | 570,998   | 10,926,092               |
| 03 | AUDUBON               | 1 021               | 54,034               | 425,838     | 99,118                     | 84,192              | 52,029          | 124,331   | 147,571                     | 987,113           | 158,950            | 35,000    | 1,181,063                |
| 03 | DETROIT LAKES         | 1 022               | 170,333              | 3,230,644   | 478,292                    | 540,119             | 406,576         | 270,045   | 711,305                     | 5,807,274         | 1,693,369          | 215,000   | 7,715,643                |
| 03 | FRAZEE-VERGAS         | 1 023               | 82,562               | 1,476,040   | 186,335                    | 282,308             | 155,603         | 25,658    | 355,200                     | 2,563,706         | 80,042             | 50,000    | 2,693,748                |
| 03 | LAKE PARK             | 1 024               | 51,939               | 524,488     | 49,041                     | 85,290              | 61,168          | 22,888    | 167,323                     | 962,137           | 60,337             | 30,000    | 1,052,474                |
| 04 | BEHIDJ                | 1 031               | 253,161              | 5,270,765   | 909,320                    | 612,808             | 460,224         | 92,255    | 939,043                     | 8,537,576         | 504,022            | 188,594   | 9,230,192                |
| 04 | BLACKBUCK             | 1 032               | 63,403               | 960,336     | 141,392                    | 121,169             | 107,548         | 21,717    | 145,675                     | 1,561,240         | 74,430             | 20,000    | 1,655,670                |
| 04 | KELLIHER              | 1 036               | 41,451               | 298,430     | 51,292                     | 47,559              | 31,731          | 4,129     | 63,825                      | 535,378           | 41,973             | 10,000    | 587,351                  |
| 04 | REDLAKE               | 1 038               | 130,520              | 1,716,951   | 350,048                    | 93,764              | 131,118         | 138,065   | 502,591                     | 2,924,992         | 126,179            |           | 3,051,171                |
| 05 | SAUK RAPIDS           | 1 047               | 116,000              | 2,559,265   | 412,215                    | 328,827             | 238,143         | 25,960    | 655,391                     | 4,447,906         | 180,331            | 205,000   | 4,833,237                |
| 05 | FOLEY                 | 1 051               | 74,808               | 1,689,947   | 232,570                    | 305,465             | 178,372         | 107       | 458,645                     | 2,965,767         | 857,045            | 10,000    | 3,832,811                |
| 06 | BEARDSLEY             | 1 057               | 15,002               | 214,375     | 43,399                     | 35,226              | 21,439          |           | 51,861                      | 381,409           | 17,215             | 20,000    | 418,625                  |
| 06 | CLINTON               | 1 058               | 43,445               | 330,099     | 59,373                     | 24,620              | 36,878          |           | 67,658                      | 562,074           | 17,812             |           | 579,886                  |
| 06 | GRACEVILLE            | 1 060               | 45,731               | 500,103     | 73,956                     | 51,546              | 56,527          | 788       | 111,602                     | 840,335           | 73,768             | 25,000    | 939,103                  |
| 06 | ORTONVILLE            | 1 062               | 92,494               | 1,142,271   | 193,946                    | 121,564             | 103,101         | 49,611    | 195,090                     | 1,898,077         | 81,977             |           | 1,980,054                |
| 07 | LAKE CRYSTAL          | 1 070               | 50,865               | 752,200     | 137,773                    | 72,650              | 62,348          | 63,687    | 124,273                     | 1,263,796         | 66,881             | 75,000    | 1,405,677                |
| 07 | MAPLETON              | 1 072               | 50,158               | 612,380     | 95,698                     | 63,695              | 63,490          | 32,698    | 173,084                     | 1,091,203         | 36,241             | 55,000    | 1,182,444                |
| 07 | ST. CLAIR             | 1 075               | 77,211               | 569,989     | 108,420                    | 134,728             | 59,908          | 3,600     | 118,855                     | 1,072,711         | 106,667            | 6,000     | 1,185,378                |
| 07 | HANKATO               | 1 077               | 175,141              | 8,564,250   | 1,309,183                  | 816,918             | 817,040         | 400,375   | 1,559,833                   | 13,642,740        | 862,815            | 710,000   | 15,215,554               |
| 07 | GARDEN CITY           | 1 078               | 65,615               | 698,387     | 145,546                    | 137,289             | 66,020          | 3,008     | 136,474                     | 1,252,340         | 39,519             | 28,000    | 1,319,859                |
| 07 | AMBOY-GOODTHUNDER     | 1 079               | 35,582               | 406,459     | 77,587                     | 82,674              | 48,441          | 6,779     | 99,692                      | 757,214           | 41,944             | 25,000    | 824,158                  |
| 08 | COMFREY               | 1 081               | 35,700               | 389,292     | 69,296                     | 44,265              | 45,122          | 1,709     | 120,361                     | 705,745           | 55,145             | 35,000    | 795,890                  |
| 08 | SLEEPY EYE            | 1 084               | 79,721               | 928,483     | 113,666                    | 233,748             | 86,891          | 5,450     | 374,441                     | 1,822,399         | 68,459             | 20,000    | 1,910,858                |
| 08 | SPRINGFIELD           | 1 085               | 42,702               | 807,787     | 109,916                    | 128,988             | 98,187          | 21,797    | 223,478                     | 1,411,058         | 524,455            |           | 1,935,513                |
| 08 | NEW ULM-HANSKA        | 1 088               | 150,961              | 3,678,054   | 585,054                    | 565,203             | 287,810         | 64,765    | 1,053,362                   | 6,385,209         | 171,222            | 260,000   | 6,816,432                |
| 09 | BARNUM                | 1 091               | 79,765               | 817,776     | 152,020                    | 124,954             | 92,123          | 11,180    | 217,855                     | 1,495,673         | 151,296            | 20,000    | 1,666,969                |
| 09 | CARLTON               | 1 093               | 74,406               | 1,048,018   | 205,622                    | 115,627             | 97,801          | 57,728    | 230,867                     | 1,830,867         | 52,507             | 74,000    | 1,956,576                |
| 09 | CLOQUET               | 1 094               | 243,505              | 3,912,876   | 639,609                    | 382,791             | 372,119         | 119,171   | 849,764                     | 6,519,835         | 293,050            | 203,000   | 7,015,885                |
| 09 | CROMWELL              | 1 095               | 45,929               | 343,826     | 86,682                     | 57,584              | 50,060          |           | 95,469                      | 707,931           | 20,567             | 20,000    | 748,498                  |
| 09 | MOOSE LAKE            | 1 097               | 60,560               | 870,312     | 134,189                    | 110,665             | 80,596          | 21,797    | 214,634                     | 1,492,751         | 93,227             | 50,000    | 1,635,979                |
| 09 | ESKO                  | 1 099               | 93,833               | 1,200,469   | 201,209                    | 133,565             | 94,246          | 11,570    | 263,821                     | 1,998,713         | 908,088            | 105,000   | 3,011,801                |
| 09 | WRENSHALL             | 1 100               | 53,517               | 497,163     | 100,995                    | 74,640              | 50,612          | 136,799   | 111,053                     | 1,024,779         | 73,936             | 85,000    | 1,183,715                |
| 09 | NORWOOD-YOUNG AMERICA | 1 108               | 80,056               | 993,527     | 170,844                    | 135,834             | 91,285          | 18,392    | 246,713                     | 1,736,651         | 77,633             | 71,591    | 1,885,875                |
| 10 | WACONIA               | 1 110               | 101,579              | 1,579,423   | 268,982                    | 274,668             | 123,718         | 108,493   | 379,252                     | 2,836,115         | 147,839            | 113,000   | 3,096,954                |
| 10 | HATERTOWN-HAYER       | 1 111               | 93,973               | 1,263,775   | 236,937                    | 231,315             | 133,104         | 130,731   | 257,108                     | 2,346,943         | 110,549            | 110,409   | 2,567,894                |
| 10 | CHASKA                | 1 112               | 172,783              | 4,361,231   | 671,109                    | 555,163             | 362,843         | 449,261   | 893,858                     | 7,466,247         | 270,811            | 470,000   | 8,207,058                |
| 11 | BACKUS                | 1 114               | 48,007               | 326,153     | 72,266                     | 41,169              | 32,176          | 14,740    | 118,594                     | 653,104           | 48,765             | 20,000    | 721,870                  |
| 11 | CASS LAKE             | 1 115               | 123,149              | 1,355,008   | 185,158                    | 172,392             | 91,022          | 28,146    | 310,077                     | 2,264,952         | 235,093            | 50,000    | 2,550,045                |
| 11 | PILL AGER             | 1 116               | 42,949               | 522,428     | 95,559                     | 78,527              | 65,119          | 33,405    | 91,925                      | 929,982           | 58,457             | 50,000    | 1,038,439                |
| 11 | PINE RIVER            | 1 117               | 74,050               | 983,427     | 145,158                    | 145,805             | 100,743         | 80,385    | 202,009                     | 1,731,577         | 284,626            | 55,000    | 2,071,202                |
| 11 | REMER                 | 1 118               | 85,737               | 930,823     | 166,202                    | 178,222             | 92,073          | 44,598    | 186,279                     | 1,683,933         | 131,110            | 45,000    | 1,860,043                |
| 11 | WALKER-HACKENSACK     | 1 119               | 52,904               | 858,834     | 116,420                    | 126,093             | 116,723         | 30,588    | 150,447                     | 1,452,147         | 125,540            | 35,000    | 1,612,694                |
| 12 | CLARA CITY            | 1 126               | 42,128               | 558,479     | 125,169                    | 81,109              | 65,682          | 24,845    | 166,213                     | 1,063,625         | 36,938             | 55,000    | 1,155,563                |
| 12 | HAYNARD               | 1 127               | 44,913               | 371,875     | 98,357                     | 60,392              | 27,861          | 14,950    | 84,595                      | 702,943           | 55,002             | 25,000    | 782,945                  |

TABLE 26 (Continued)  
GRADED ELEMENTARY AND SECONDARY SCHOOLS  
CLASSIFICATION OF REVENUES  
Year Ended June 30, 1979

| CO | DISTRICT NAME         | DISTRICT<br>TYP NBR | ENROLL-<br>MENT | TAXABLE<br>VALUATION | REVENUES       |         |            |                       |                    |                   |                  |                  |                   |            | BONDS     | TOTAL      |
|----|-----------------------|---------------------|-----------------|----------------------|----------------|---------|------------|-----------------------|--------------------|-------------------|------------------|------------------|-------------------|------------|-----------|------------|
|    |                       |                     |                 |                      | LOCAL<br>TAXES | A I D S |            |                       | OTHER<br>DISTRICTS | SCHOOL<br>LUNCHES | OTHER<br>REVENUE | TOTAL<br>REVENUE |                   |            |           |            |
|    |                       |                     |                 |                      |                | COUNTY  | STATE      | FEDERAL<br>FROM STATE |                    |                   |                  |                  | DIRECT<br>FEDERAL |            |           |            |
| 12 | HILAN                 | 1 128               | 284             | 12,141,326           | 280,639        | 4,146   | 281,046    | 53,195                |                    |                   | 12,542           | 10,504           | 42,887            | 684,869    |           | 684,869    |
| 12 | MORTE VIDEO           | 1 129               | 1,797           | 40,442,835           | 1,053,053      | 157,930 | 2,427,375  | 328,802               |                    | 328,802           | 70,044           | 112,029          | 369,849           | 4,757,741  |           | 4,757,741  |
| 13 | NORTH BRANCH          | 1 138               | 2,459           | 27,835,685           | 1,169,146      |         | 3,375,301  | 255,592               |                    |                   | 115,874          | 109,328          | 241,092           | 5,266,334  |           | 5,266,334  |
| 13 | RUSH CITY             | 1 139               | 920             | 15,582,859           | 420,006        |         | 1,193,276  | 74,617                |                    |                   | 7,780            | 42,639           | 61,613            | 1,801,999  |           | 1,801,999  |
| 13 | TAYLORS FALLS         | 1 140               | 457             | 8,208,509            | 233,560        |         | 4,714      | 533,132               |                    |                   |                  | 5,385            | 27,160            | 849,944    |           | 849,944    |
| 13 | CHESAGO LAKES         | 1 141               | 2,057           | 33,633,849           | 1,168,618      | 6,555   | 2,736,360  | 118,440               |                    |                   | 10,693           | 112,441          | 192,334           | 4,345,441  |           | 4,345,441  |
| 13 | FRANCONIA             | 2 323               | 23              | 507,618              | 19,287         |         | 26,731     |                       |                    |                   |                  |                  | 684               | 46,702     |           | 46,702     |
| 14 | GLYNDON-FELTON        | 1 145               | 847             | 28,807,541           | 714,914        | 50,283  | 900,699    | 121,673               |                    |                   |                  | 50,626           | 56,029            | 1,895,024  |           | 1,895,024  |
| 14 | BARNESVILLE           | 1 146               | 1,076           | 33,353,210           | 695,503        | 15,234  | 1,224,711  | 166,137               |                    |                   | 6,205            | 55,413           | 70,196            | 2,233,399  |           | 2,233,399  |
| 14 | DILWORTH              | 1 147               | 575             | 4,965,048            | 195,349        |         | 740,312    | 39,994                |                    |                   |                  | 590              | 19,650            | 1,069,257  |           | 1,069,257  |
| 14 | HAWLEY                | 1 150               | 750             | 12,397,297           | 393,313        | 23,829  | 1,005,931  | 56,309                |                    |                   |                  | 194              | 33,297            | 1,366,530  | 296,597   | 1,863,127  |
| 14 | MOORHEAD              | 1 152               | 5,636           | 156,450,008          | 4,109,782      | 29,389  | 7,344,522  | 608,815               |                    |                   | 67,370           | 311,127          | 250,902           | 12,721,907 |           | 12,721,907 |
| 14 | ULEN-HITTERDAL        | 1 914               | 414             | 12,735,418           | 268,795        |         | 481,558    | 61,911                |                    |                   |                  | 6,666            | 34,517            | 853,477    |           | 853,477    |
| 15 | GOENVICK              | 1 158               | 302             | 9,048,504            | 350,859        |         | 322,572    | 70,229                |                    |                   |                  | 18,194           | 11,418            | 868,369    |           | 868,369    |
| 15 | CLEARBROOK            | 1 161               | 473             | 12,981,310           | 473,413        | 1,482   | 490,087    | 56,999                |                    |                   |                  | 2,631            | 19,352            | 1,096,211  |           | 1,096,211  |
| 15 | BAGLEY                | 1 162               | 1,440           | 18,081,729           | 546,805        | 15,802  | 2,231,392  | 135,897               |                    | 69,652            |                  | 25,975           | 204,931           | 3,284,199  |           | 3,284,199  |
| 16 | COOK COUNTY           | 1 166               | 822             | 31,619,129           | 482,759        | 23,179  | 1,166,027  | 124,819               |                    | 92,948            |                  | 3,746            | 35,823            | 2,136,385  |           | 2,136,385  |
| 17 | MOUNTAIN LAKE         | 1 173               | 634             | 27,641,228           | 657,943        |         | 760,413    | 64,485                |                    |                   |                  | 8,612            | 42,832            | 1,584,712  |           | 1,584,712  |
| 17 | WESTBROOK             | 1 175               | 501             | 19,439,272           | 386,121        |         | 561,279    | 54,821                |                    |                   | 41,268           | 26,483           | 45,554            | 1,115,526  |           | 1,115,526  |
| 17 | HINDON                | 1 177               | 1,640           | 45,210,584           | 1,217,893      |         | 1,951,836  | 231,889               |                    |                   |                  | 84,090           | 105,955           | 3,641,579  |           | 3,641,579  |
| 17 | STORLEN-JEFFERS       | 1 178               | 449             | 21,756,920           | 473,218        |         | 463,691    | 55,128                |                    |                   |                  | 41,955           | 29,387            | 1,101,715  |           | 1,101,715  |
| 18 | BRAINERD              | 1 181               | 6,273           | 105,508,920          | 2,831,961      | 5,735   | 8,893,769  | 695,911               |                    | 6,943             | 338,975          | 424,676          | 1,275,680         | 14,473,649 |           | 14,473,649 |
| 18 | CROSBY-IRONTON        | 1 182               | 1,650           | 37,977,216           | 851,770        |         | 2,513,781  | 282,684               |                    |                   |                  | 61,989           | 244,748           | 3,974,972  | 3,340,000 | 7,314,972  |
| 18 | PEQUOT LAKES          | 1 186               | 935             | 39,365,170           | 1,420,467      |         | 415,331    | 70,957                |                    |                   | 50,284           | 30,610           | 207,985           | 2,195,634  |           | 2,195,634  |
| 19 | BURNSVILLE            | 1 191               | 10,627          | 223,103,446          | 8,901,969      | 56,323  | 11,276,608 | 552,938               |                    | 75,000            |                  | 656,444          | 1,448,049         | 22,969,332 |           | 22,969,332 |
| 19 | FARMINGTON            | 1 192               | 2,362           | 37,429,219           | 1,218,150      | 17,179  | 2,981,266  | 173,410               |                    | 43,276            |                  | 158              | 159,418           | 4,719,712  |           | 4,719,712  |
| 19 | LAKEVILLE             | 1 194               | 3,255           | 54,943,144           | 1,976,151      | 11,224  | 4,240,362  | 256,396               |                    | 26,512            | 15,925           | 197,747          | 298,163           | 7,022,480  |           | 7,022,480  |
| 19 | RANDOLPH              | 1 195               | 483             | 14,239,258           | 379,044        | 20,647  | 559,904    | 49,836                |                    |                   |                  | 997              | 24,134            | 1,092,591  |           | 1,092,591  |
| 19 | ROSEMOUNT             | 1 196               | 11,433          | 184,246,619          | 7,103,664      | 34,103  | 14,052,608 | 651,848               |                    | 74,809            |                  | 1,711            | 615,975           | 24,801,152 |           | 24,801,152 |
| 19 | WEST ST. PAUL         | 1 197               | 5,246           | 188,207,183          | 6,654,016      | 29,993  | 4,580,258  | 369,649               |                    |                   | 30,004           | 322,382          | 891,090           | 12,877,392 |           | 12,877,392 |
| 19 | INVER GROVE-PINE BEND | 1 199               | 3,985           | 60,771,882           | 2,154,358      |         | 5,208,879  | 371,609               |                    |                   | 14,194           | 214,218          | 386,847           | 8,350,105  |           | 8,350,105  |
| 19 | HASTINGS              | 1 200               | 4,947           | 87,701,565           | 2,756,106      | 15,041  | 6,320,421  | 461,617               |                    |                   |                  | 271,244          | 371,675           | 10,198,878 |           | 10,198,878 |
| 19 | SOUTH ST. PAUL        | 3 006               | 4,099           | 79,812,774           | 3,418,295      | 44,378  | 5,564,029  | 292,432               |                    | 1,221             |                  | 233,260          | 329,020           | 9,882,636  |           | 9,882,636  |
| 19 | DAKOTA COUNTY AVTI    | 6 917               | 169             |                      | 713,957        |         | 961,719    | 88,113                |                    |                   | 59,214           | 17,120           | 1,840,123         | 1,840,123  |           | 1,840,123  |
| 20 | CLAREMONT             | 1 201               | 304             | 11,030,490           | 257,280        |         | 328,009    | 34,023                |                    |                   |                  | 3,769            | 15,054            | 654,391    |           | 654,391    |
| 20 | DODGE CENTER          | 1 202               | 692             | 17,286,982           | 419,350        |         | 843,783    | 51,516                |                    |                   |                  |                  | 33,232            | 57,861     |           | 1,405,743  |
| 20 | HAYFIELD              | 1 203               | 1,176           | 36,012,678           | 661,694        |         | 1,472,749  | 100,080               |                    |                   | 17,971           | 65,656           | 123,978           | 2,442,128  |           | 2,442,128  |
| 20 | KASSON-MANORVILLE     | 1 204               | 1,180           | 25,325,495           | 549,286        |         | 1,468,467  | 113,600               |                    |                   |                  | 276              | 72,774            | 2,316,175  |           | 2,316,175  |
| 20 | WEST CONCORD          | 1 205               | 531             | 16,426,645           | 345,324        |         | 639,347    | 54,407                |                    |                   | 5,430            | 36,944           | 47,584            | 1,129,037  |           | 1,129,037  |
| 21 | ALEXANDRIA            | 1 206               | 3,837           | 83,432,558           | 2,188,448      | 124,117 | 4,907,610  | 442,434               |                    |                   | 46,358           | 178,079          | 618,969           | 8,506,014  | 2,895,000 | 11,401,014 |
| 21 | BRANDON               | 1 207               | 496             | 7,461,166            | 193,858        | 543     | 655,861    | 50,131                |                    |                   |                  | 2,530            | 22,637            | 945,656    |           | 945,656    |
| 21 | EVANSVILLE            | 1 208               | 307             | 7,694,159            | 164,416        | 15,491  | 368,333    | 37,771                |                    |                   | 2,420            | 16,396           | 17,422            | 622,248    |           | 622,248    |
| 21 | KENSINGTON            | 1 209               | 222             | 4,531,864            | 147,782        |         | 302,454    | 25,632                |                    |                   |                  | 8,959            | 60,818            | 545,645    |           | 545,645    |
| 21 | OSAKIS                | 1 213               | 732             | 15,134,238           | 399,258        |         | 949,164    | 161,353               |                    |                   |                  | 14,710           | 22,799            | 1,636,577  |           | 1,636,577  |
| 22 | BLUE EARTH            | 1 216               | 1,059           | 30,855,232           | 740,924        |         | 1,235,134  | 141,402               |                    |                   | 16,511           | 61,568           | 199,482           | 2,395,021  |           | 2,395,021  |
| 22 | BRICELYN              | 1 217               | 251             | 11,851,670           | 260,504        | 5,645   | 248,057    | 29,437                |                    |                   | 22,735           | 14,880           | 38,489            | 639,748    |           | 639,748    |
| 22 | DELAVAN               | 1 218               | 212             | 15,214,196           | 318,765        |         | 174,271    | 52,194                |                    |                   |                  | 13,510           | 591,643           | 591,643    |           | 591,643    |
| 22 | ELMORE                | 1 219               | 305             | 11,464,867           | 308,897        |         | 266,898    | 37,506                |                    |                   |                  | 17,853           | 32,807            | 663,962    |           | 663,962    |
| 22 | FROST                 | 1 220               | 169             | 12,625,162           | 293,099        | 8,063   | 118,782    | 31,774                |                    |                   | 18,964           | 10,862           | 507,962           | 507,962    |           | 507,962    |
| 22 | KIESTER-WALTERS       | 1 222               | 357             | 14,733,921           | 348,483        | 3,489   | 410,221    | 43,338                |                    |                   |                  | 25,905           | 42,724            | 874,160    |           | 874,160    |
| 22 | MINNESOTA LAKE        | 1 223               | 328             | 15,747,215           | 456,395        | 3,793   | 318,513    | 40,875                |                    |                   |                  | 23,038           | 97,515            | 940,130    |           | 940,130    |
| 22 | WELLS                 | 1 224               | 881             | 29,947,757           | 579,702        | 24,154  | 983,932    | 184,387               |                    |                   | 23,681           | 46,573           | 77,356            | 1,919,786  |           | 1,919,786  |

TABLE 27. (Continued)  
GRADED ELEMENTARY AND SECONDARY SCHOOLS  
CLASSIFICATION OF EXPENDITURES  
Year Ended June 30, 1979

| CO | DISTRICT NAME         | DISTRICT TYP NBR | CURRENT EXPENDITURES |             |                         |                |              |           |                       | TOTAL CURRENT EXPENSE | CAPITAL OUTLAY | DEBT REDEMPTION | TOTAL      |
|----|-----------------------|------------------|----------------------|-------------|-------------------------|----------------|--------------|-----------|-----------------------|-----------------------|----------------|-----------------|------------|
|    |                       |                  | ADMINISTRATION       | INSTRUCTION | OPERATION & MAINTENANCE | TRANSPORTATION | SCHOOL LUNCH | INTEREST  | OTHER CURRENT EXPENSE |                       |                |                 |            |
| 12 | MILAN                 | 1 128            | 34,237               | 348,444     | 60,807                  | 49,488         | 34,430       | 3,300     | 76,966                | 607,672               | 41,439         | 20,000          | 669,111    |
| 12 | MONTEVIDEO            | 1 129            | 107,368              | 2,677,604   | 417,645                 | 146,975        | 254,467      | 24,934    | 455,477               | 4,084,470             | 170,432        | 150,000         | 4,404,902  |
| 13 | NORTH BRANCH          | 1 138            | 83,040               | 2,496,206   | 379,831                 | 338,897        | 287,061      | 208,438   | 539,410               | 4,532,782             | 278,671        | 215,000         | 4,826,453  |
| 13 | RUSH CITY             | 1 139            | 73,971               | 1,007,805   | 173,858                 | 105,233        | 100,202      | 28,920    | 185,415               | 1,675,402             | 103,216        | 40,000          | 1,818,618  |
| 13 | TAYLORS FALLS         | 1 140            | 55,127               | 444,674     | 74,111                  | 53,272         | 56,873       | 5,783     | 71,946                | 761,785               | 111,109        | 30,000          | 902,894    |
| 13 | CHISAGO LAKES         | 1 141            | 126,805              | 2,068,150   | 386,001                 | 261,004        | 200,784      | 160,801   | 362,260               | 3,565,805             | 405,378        | 190,000         | 4,161,183  |
| 13 | FRANCONIA             | 2 323            | 362                  |             |                         | 1,179          |              |           | 40,140                | 41,681                |                |                 | 41,681     |
| 14 | GLYNDON-FELTON        | 1 145            | 82,068               | 996,732     | 136,451                 | 144,843        | 119,438      | 33,515    | 214,257               | 1,727,304             | 92,351         | 60,000          | 1,879,655  |
| 14 | BARNESVILLE           | 1 146            | 72,444               | 1,050,331   | 181,989                 | 200,944        | 140,854      | 19,182    | 310,365               | 1,976,109             | 43,090         | 65,000          | 2,084,199  |
| 14 | DILLWORTH             | 1 147            | 55,812               | 619,574     | 87,027                  | 25,904         | 49,968       | 7,914     | 160,992               | 1,007,190             | 16,111         | 26,000          | 1,049,301  |
| 14 | HAWLEY                | 1 150            | 78,032               | 709,832     | 127,162                 | 77,959         | 73,901       | 33,083    | 170,485               | 1,270,854             | 297,764        | 45,000          | 1,613,618  |
| 14 | MOORHEAD              | 1 152            | 272,464              | 8,161,320   | 972,410                 | 457,709        | 557,500      | 248,141   | 1,652,362             | 12,321,906            | 325,210        | 443,600         | 13,090,717 |
| 14 | JLEN-HITTELDAL        | 1 914            | 43,728               | 460,757     | 83,271                  | 70,384         | 42,091       | 4,327     | 97,047                | 801,605               | 14,749         | 15,000          | 831,354    |
| 15 | GONVICK               | 1 158            | 43,072               | 368,161     | 67,657                  | 66,224         | 40,430       | 38,231    | 68,036                | 691,811               | 276,604        | 9,587           | 978,002    |
| 15 | CLEARBROOK            | 1 161            | 45,495               | 564,522     | 80,047                  | 77,494         | 56,608       | 8,029     | 95,824                | 928,018               | 33,880         | 56,000          | 1,017,899  |
| 15 | BAGLEY                | 1 162            | 98,303               | 1,678,767   | 186,418                 | 220,218        | 111,415      | 31,258    | 310,876               | 2,637,255             | 513,124        | 65,000          | 3,215,378  |
| 16 | COOK COUNTY           | 1 166            | 76,022               | 1,035,383   | 181,210                 | 160,024        | 78,411       | 42,672    | 169,449               | 1,743,171             | 140,820        | 65,000          | 1,948,991  |
| 17 | MOUNTAIN LAKE         | 1 173            | 47,281               | 832,074     | 158,484                 | 84,472         | 73,050       | 59,232    | 110,285               | 1,364,898             | 199,885        | 75,000          | 1,629,783  |
| 17 | WESTBROOK             | 1 175            | 42,574               | 541,474     | 92,424                  | 76,761         | 53,837       | 22,608    | 116,585               | 946,263               | 37,700         | 40,000          | 1,023,963  |
| 17 | WINDOM                | 1 177            | 98,337               | 2,061,221   | 353,695                 | 162,110        | 178,299      | 115,293   | 299,164               | 3,268,119             | 167,173        | 105,000         | 3,540,292  |
| 17 | STORDEN-JEFFERS       | 1 178            | 37,351               | 521,859     | 115,693                 | 63,652         | 54,272       | 22,875    | 126,683               | 942,385               | 63,601         | 45,000          | 1,050,996  |
| 18 | BRAINERD              | 1 181            | 289,855              | 8,064,165   | 1,055,155               | 873,868        | 709,410      | 141,494   | 2,224,978             | 13,358,926            | 579,127        | 280,000         | 14,218,054 |
| 18 | CROSBY-IRONTON        | 1 182            | 94,116               | 1,580,309   | 423,713                 | 272,189        | 246,580      | 357,980   | 408,066               | 3,382,953             | 87,748         | 3,421,500       | 6,892,201  |
| 18 | PEQUOT LAKES          | 1 186            | 81,383               | 908,707     | 121,634                 | 125,202        | 91,142       | 193,594   | 182,549               | 1,704,212             | 1,837,795      | 85,000          | 3,627,007  |
| 19 | BURNSVILLE            | 1 191            | 544,083              | 12,077,973  | 2,126,327               | 1,016,361      | 1,084,974    | 1,360,186 | 2,206,299             | 20,416,203            | 2,025,178      | 990,000         | 23,431,381 |
| 19 | FARMINGTON            | 1 192            | 172,627              | 2,432,713   | 462,400                 | 285,602        | 222,837      | 180,353   | 471,376               | 4,226,908             | 198,054        | 165,000         | 4,589,962  |
| 19 | LAKEVILLE             | 1 194            | 169,127              | 3,251,073   | 598,517                 | 469,661        | 340,942      | 314,690   | 710,997               | 5,815,007             | 249,395        | 375,000         | 6,439,402  |
| 19 | RANDOLPH              | 1 195            | 55,268               | 465,776     | 80,296                  | 70,376         | 45,921       | 35,320    | 133,192               | 886,149               | 64,247         | 30,000          | 940,436    |
| 19 | ROSEMOUNT             | 1 196            | 694,581              | 10,744,810  | 2,140,924               | 1,045,449      | 1,156,217    | 1,815,134 | 2,616,612             | 20,213,727            | 7,228,194      | 1,231,000       | 28,672,921 |
| 19 | WEST ST. PAUL         | 1 197            | 344,647              | 6,394,195   | 1,244,406               | 511,244        | 506,475      | 491,235   | 1,464,164             | 10,956,367            | 660,083        | 905,000         | 12,521,449 |
| 19 | INVER GROVE-PINE BEND | 1 199            | 243,040              | 4,166,750   | 880,115                 | 342,130        | 472,735      | 275,580   | 870,798               | 7,251,148             | 253,808        | 498,000         | 8,002,956  |
| 19 | HASTINGS              | 1 200            | 254,352              | 5,034,520   | 886,350                 | 580,969        | 499,265      | 344,245   | 1,188,152             | 8,787,853             | 387,833        | 385,000         | 9,560,686  |
| 19 | SOUTH ST. PAUL        | 3 006            | 287,731              | 5,015,698   | 878,777                 | 214,333        | 349,835      | 230,430   | 993,613               | 7,970,418             | 293,851        | 495,000         | 8,759,269  |
| 19 | DAKOTA COUNTY AVTI    | 6 917            | 64,119               | 1,197,079   | 9,461                   |                |              |           | 112,022               | 1,382,681             |                |                 | 1,382,681  |
| 20 | CLAREMONT             | 1 201            | 41,418               | 324,021     | 48,813                  | 31,583         | 34,535       | 41,045    | 50,141                | 571,556               | 37,857         | 25,000          | 634,413    |
| 20 | DODGE CENTER          | 1 202            | 49,172               | 652,309     | 119,317                 | 55,156         | 82,492       | 58,750    | 141,693               | 1,158,889             | 48,916         | 80,000          | 1,287,805  |
| 20 | HAYFIELD              | 1 203            | 49,570               | 1,294,889   | 182,231                 | 165,194        | 169,304      | 35,575    | 221,107               | 2,117,870             | 60,892         | 90,000          | 2,268,762  |
| 20 | KASSON-MANTORVILLE    | 1 204            | 62,860               | 1,271,082   | 151,323                 | 101,113        | 150,561      | 71,738    | 176,592               | 1,985,269             | 316,296        | 60,000          | 2,361,565  |
| 20 | WEST CONCORD          | 1 205            | 53,309               | 587,742     | 107,964                 | 56,411         | 70,110       | 11,585    | 123,764               | 1,010,885             | 90,137         | 45,000          | 1,146,022  |
| 21 | ALEXANDRIA            | 1 206            | 109,441              | 4,300,362   | 675,774                 | 522,228        | 349,570      | 97,104    | 1,134,186             | 7,188,664             | 2,571,461      | 174,251         | 9,934,377  |
| 21 | BRANDON               | 1 207            | 39,316               | 441,865     | 69,101                  | 78,385         | 52,727       | 21,263    | 97,402                | 800,060               | 70,715         | 35,000          | 905,774    |
| 21 | EVANSVILLE            | 1 208            | 30,723               | 284,603     | 64,087                  | 45,190         | 37,321       | 7,881     | 61,596                | 550,401               | 5,459          | 20,000          | 575,860    |
| 21 | KENNINGTON            | 1 209            | 33,811               | 230,633     | 37,879                  | 23,809         | 30,919       | 8,478     | 71,248                | 435,777               | 22,841         | 25,000          | 483,618    |
| 21 | OSAKIS                | 1 213            | 52,634               | 811,611     | 100,772                 | 88,643         | 72,747       | 31,735    | 222,743               | 1,380,185             | 478,396        | 26,000          | 1,884,570  |
| 22 | BLUE EARTH            | 1 216            | 69,907               | 1,372,036   | 183,060                 | 78,031         | 96,462       | 7,725     | 339,178               | 2,146,399             | 138,175        | 55,000          | 2,339,574  |
| 22 | BRICELYN              | 1 217            | 41,703               | 281,617     | 52,056                  | 29,564         | 30,594       | 4,538     | 71,804                | 511,876               | 55,210         | 25,000          | 552,210    |
| 22 | DELAVAN               | 1 218            | 32,954               | 248,844     | 56,989                  | 47,898         | 27,551       | 260       | 69,730                | 484,228               | 32,652         |                 | 516,880    |
| 22 | ELMORE                | 1 219            | 44,005               | 295,781     | 65,758                  | 30,199         | 27,599       | 3,804     | 72,958                | 538,103               | 51,312         | 25,000          | 614,415    |
| 22 | FROST                 | 1 220            | 28,405               | 246,851     | 70,600                  | 29,188         | 19,043       | 382       | 38,339                | 432,806               | 28,054         |                 | 460,860    |
| 22 | KIESTER-WALTERS       | 1 222            | 40,016               | 386,890     | 68,215                  | 57,761         | 44,931       | 7,153     | 94,439                | 699,404               | 49,252         | 35,000          | 783,656    |
| 22 | MINNESOTA LAKE        | 1 223            | 41,741               | 401,291     | 88,318                  | 41,237         | 40,766       | 63,328    | 153,145               | 829,827               | 46,265         | 55,000          | 931,092    |
| 22 | WELLS                 | 1 224            | 64,238               | 1,161,387   | 122,145                 | 97,855         | 101,709      | 6,400     | 219,747               | 1,773,483             | 40,290         | 20,000          | 1,833,772  |

TABLE 26 (Continued)  
GRADED ELEMENTARY AND SECONDARY SCHOOLS  
CLASSIFICATION OF REVENUES  
Year Ended June 30, 1979

| CD | DISTRICT NAME            | DISTRICT TYP NBR | ENROLLMENT | TAXABLE VALUATION | REVENUES    |         |            |                    |                |                 |                  |               |               |             | BONDS       | TOTAL |
|----|--------------------------|------------------|------------|-------------------|-------------|---------|------------|--------------------|----------------|-----------------|------------------|---------------|---------------|-------------|-------------|-------|
|    |                          |                  |            |                   | LOCAL TAXES | A I D S |            |                    |                | OTHER DISTRICTS | SCHOOL LUNCHESES | OTHER REVENUE | TOTAL REVENUE |             |             |       |
|    |                          |                  |            |                   |             | COUNTY  | STATE      | FEDERAL FROM STATE | DIRECT FEDERAL |                 |                  |               |               |             |             |       |
| 22 | WINNEBAGO                | 1 225            | 485        | 16,243,357        | 371,305     | 4,596   | 479,093    | 65,403             |                |                 | 10,697           | 27,535        | 60,483        | 1,019,111   | 1,019,111   |       |
| 23 | HARMONY                  | 1 228            | 531        | 16,833,462        | 346,586     |         | 651,756    | 62,977             |                |                 | 18,195           | 33,739        | 41,181        | 1,154,434   | 1,154,434   |       |
| 23 | LANESBORO                | 1 229            | 473        | 11,143,185        | 285,248     |         | 631,738    | 66,383             |                |                 | 26,881           | 29,227        | 59,617        | 1,099,094   | 1,099,094   |       |
| 23 | PETERSON                 | 1 232            | 234        | 5,807,518         | 233,099     |         | 319,690    | 52,643             |                |                 |                  | 11,254        | 16,441        | 633,127     | 633,127     |       |
| 23 | PRESTON-FOUNTAIN         | 1 233            | 622        | 14,177,730        | 307,072     |         | 792,509    | 58,777             |                |                 | 11,654           | 32,981        | 80,632        | 1,283,625   | 1,283,625   |       |
| 23 | RUSHFORD                 | 1 234            | 630        | 14,882,986        | 378,227     |         | 783,971    | 82,032             |                |                 | 5,363            |               | 60,232        | 1,309,825   | 1,309,825   |       |
| 23 | WYKOFF                   | 1 236            | 334        | 9,742,957         | 255,777     |         | 468,322    | 83,803             |                |                 | 5,300            | 20,888        | 21,294        | 855,384     | 855,384     |       |
| 23 | SPRING VALLEY            | 1 237            | 981        | 21,046,170        | 481,497     |         | 1,201,965  | 121,763            |                |                 | 49,573           | 32,126        | 81,611        | 1,968,535   | 1,968,535   |       |
| 23 | HABEL-CANTON             | 1 238            | 610        | 16,290,210        | 307,367     |         | 705,740    | 72,727             |                |                 | 86,066           | 29,398        | 70,956        | 1,272,254   | 1,272,254   |       |
| 24 | ALBERT LEA               | 1 241            | 5,752      | 127,399,410       | 3,126,706   |         | 6,889,792  | 464,854            |                |                 | 4,230            | 375,563       | 417,771       | 11,278,916  | 11,278,916  |       |
| 24 | ALDEN                    | 1 242            | 458        | 16,604,807        | 333,710     | 5,823   | 507,101    | 45,646             |                |                 | 937              | 30,462        | 40,196        | 963,874     | 963,874     |       |
| 24 | EMMONS                   | 1 243            | 237        | 8,791,152         | 201,303     | 33,217  | 249,528    | 22,926             |                |                 | 17,988           | 23,637        | 548,600       | 548,600     | 548,600     |       |
| 24 | FREEBORN                 | 1 244            | 283        | 12,715,368        | 236,827     | 18,187  | 287,507    | 19,913             |                |                 | 859              | 21,094        | 28,420        | 612,807     | 612,807     |       |
| 24 | GLENVILLE                | 1 245            | 595        | 17,932,342        | 398,648     | 10,428  | 710,092    | 57,575             |                |                 |                  | 59,837        | 1,267,749     | 1,267,749   | 1,267,749   |       |
| 25 | CANNON FALLS             | 1 252            | 1,527      | 35,807,308        | 929,518     |         | 1,901,729  | 128,828            |                |                 | 31,915           | 81,845        | 148,165       | 3,222,000   | 3,222,000   |       |
| 25 | GOODHUE                  | 1 253            | 641        | 21,368,282        | 446,963     |         | 819,698    | 89,111             |                |                 | 2,419            | 43,717        | 85,976        | 1,485,885   | 1,485,885   |       |
| 25 | KENYON                   | 1 254            | 765        | 27,633,977        | 543,507     |         | 975,334    | 84,870             |                |                 | 9,330            | 44,312        | 70,021        | 1,727,374   | 1,727,374   |       |
| 25 | PINE ISLAND              | 1 255            | 1,121      | 22,231,937        | 602,801     |         | 1,474,958  | 115,541            |                |                 |                  | 54,552        | 104,596       | 2,352,449   | 2,352,449   |       |
| 25 | RED WING                 | 1 256            | 3,345      | 196,504,699       | 5,251,622   |         | 1,098,663  | 304,862            | 624            |                 | 113,157          | 2,031         | 794,737       | 7,565,696   | 7,565,696   |       |
| 25 | WANAMINGO                | 1 258            | 428        | 15,630,990        | 337,931     |         | 475,432    | 46,518             |                |                 |                  | 22,774        | 36,579        | 921,030     | 921,030     |       |
| 25 | ZUMBROTA                 | 1 260            | 745        | 23,629,043        | 580,944     |         | 881,839    | 149,688            |                |                 | 32,138           | 44,374        | 149,286       | 1,838,269   | 1,838,269   |       |
| 26 | ASHBY                    | 1 261            | 282        | 6,630,489         | 182,009     | 6,690   | 372,468    | 38,389             |                |                 |                  | 13,267        | 15,512        | 628,335     | 628,335     |       |
| 26 | BARRETT                  | 1 262            | 170        | 4,521,520         | 146,458     |         | 231,389    | 19,233             |                |                 |                  | 8,632         | 14,700        | 420,410     | 420,410     |       |
| 26 | ELBOW LAKE               | 1 263            | 616        | 21,816,103        | 528,529     |         | 609,541    | 70,479             |                |                 | 308              | 25,915        | 92,050        | 1,326,822   | 1,326,822   |       |
| 26 | HERMAN                   | 1 264            | 368        | 15,700,626        | 337,749     | 2,909   | 397,574    | 72,857             |                |                 | 577              | 1,494         | 21,761        | 865,890     | 865,890     |       |
| 26 | HOFFMAN                  | 1 265            | 271        | 7,232,224         | 132,647     | 276     | 350,569    | 50,799             |                |                 |                  | 1,541         | 14,648        | 589,412     | 589,412     |       |
| 27 | BLOD MINGTON             | 1 271            | 17,510     | 494,829,879       | 19,163,148  | 71,555  | 18,231,763 | 1,552,849          | 109,493        |                 |                  | 4,878,219     | 44,007,027    | 44,007,027  | 44,007,027  |       |
| 27 | EDEN PRAIRIE             | 1 272            | 3,070      | 87,689,561        | 4,356,187   | 69,003  | 2,479,794  | 217,424            |                |                 | 118,466          | 1,366,237     | 8,823,041     | 10,178,145  | 10,178,145  |       |
| 27 | EDINA                    | 1 273            | 8,240      | 342,674,605       | 12,194,293  | 1,338   | 5,615,009  | 367,279            |                |                 |                  | 494,353       | 1,029,400     | 19,701,672  | 19,701,672  |       |
| 27 | HOPKINS                  | 1 274            | 7,620      | 288,575,317       | 11,546,083  | 60,897  | 6,619,218  | 659,920            | 39,351         |                 | 63,690           | 488,498       | 1,209,419     | 20,587,076  | 20,587,076  |       |
| 27 | GOLDEN VALLEY            | 1 275            | 1,102      | 51,992,024        | 2,507,170   |         | 708,271    | 71,540             |                |                 | 8,042            | 73,737        | 232,564       | 3,601,324   | 3,601,324   |       |
| 27 | MINNETONKA               | 1 276            | 6,797      | 163,149,575       | 6,196,441   |         | 7,539,713  | 438,711            |                |                 | 9,540            | 407,775       | 732,215       | 15,324,393  | 15,324,393  |       |
| 27 | WESTONKA                 | 1 277            | 3,446      | 83,878,917        | 3,362,828   | 215     | 3,975,292  | 229,968            |                |                 | 12,831           | 225,476       | 695,892       | 8,502,502   | 8,502,502   |       |
| 27 | ORONO                    | 1 278            | 2,478      | 62,889,962        | 2,516,480   |         | 2,706,185  | 96,052             |                |                 |                  | 182,968       | 513,402       | 6,015,087   | 6,015,087   |       |
| 27 | OSSEO                    | 1 279            | 15,037     | 219,699,942       | 8,345,145   | 19,352  | 18,649,407 | 965,114            |                |                 | 13,040           | 924,484       | 1,669,252     | 30,785,795  | 30,785,795  |       |
| 27 | RICHFIELD                | 1 280            | 6,462      | 218,182,652       | 8,142,065   | 53,319  | 6,465,142  | 528,411            | 79,856         |                 | 100,798          | 327,147       | 594,444       | 16,291,181  | 16,291,181  |       |
| 27 | ROBBINSDALE              | 1 281            | 20,070     | 445,125,617       | 16,816,746  | 54,434  | 23,674,253 | 1,496,840          | 7,051          |                 | 170,426          | 1,177,024     | 2,152,257     | 45,549,031  | 45,549,031  |       |
| 27 | ST. ANTHONY VILLAGE      | 1 282            | 1,568      | 54,346,903        | 2,258,995   |         | 1,511,805  | 164,623            |                |                 | 11,936           | 130,508       | 388,277       | 4,533,778   | 4,533,778   |       |
| 27 | ST. LOUIS PARK           | 1 283            | 6,301      | 251,384,324       | 9,214,708   | 39,022  | 5,505,806  | 597,876            |                |                 | 22,898           | 359,969       | 1,005,148     | 16,746,426  | 16,746,426  |       |
| 27 | WAYZATA                  | 1 284            | 6,866      | 207,098,988       | 7,471,416   | 23,846  | 5,459,644  | 237,841            |                |                 | 80,975           | 350,586       | 1,172,529     | 14,796,937  | 14,796,937  |       |
| 27 | BROOKLYN CENTER          | 1 286            | 1,575      | 40,469,404        | 1,484,830   |         | 1,982,272  | 142,676            |                |                 | 11,651           | 78,384        | 336,384       | 4,036,197   | 4,036,197   |       |
| 27 | MINNEAPOLIS              | 3 001            | 44,250     | 1,676,361,909     | 59,321,459  |         | 53,798,146 | 14,143,879         | 2,760,209      |                 | 826,628          | 2,253,724     | 7,301,000     | 140,405,045 | 140,405,045 |       |
| 27 | SUBURBAN HENN. CO. AVTII | 6 287            | 844        |                   | 2,702,129   |         | 3,753,822  | 119,467            | 535,364        |                 | 1,238,764        | 23,996        | 204,715       | 8,578,258   | 8,578,258   |       |
| 28 | HOUSTON                  | 1 294            | 640        | 12,804,912        | 298,547     |         | 832,887    | 57,712             |                |                 | 7,308            | 25,498        | 31,775        | 1,253,727   | 1,253,727   |       |
| 28 | SPRING GROVE             | 1 297            | 504        | 13,476,739        | 242,325     |         | 524,810    | 46,596             |                |                 | 25,408           | 31,062        | 54,281        | 924,482     | 924,482     |       |
| 28 | CALEDONIA                | 1 299            | 1,163      | 27,466,295        | 544,886     | 442     | 1,739,260  | 141,166            | 1,492          |                 | 5,074            | 61,229        | 129,931       | 2,623,480   | 2,623,480   |       |
| 28 | LA CRESCENT              | 1 300            | 1,456      | 23,294,878        | 455,377     |         | 2,004,461  | 142,691            |                |                 | 4,681            | 71,697        | 63,116        | 2,742,023   | 2,742,023   |       |
| 29 | AKELEY                   | 1 301            | 300        | 3,881,014         | 188,053     |         | 457,173    | 58,522             |                |                 | 1,904            | 9,818         | 764,811       | 764,811     | 764,811     |       |
| 29 | LAPORTE                  | 1 306            | 278        | 4,003,482         | 191,711     |         | 413,566    | 32,674             |                |                 |                  | 12,889        | 41,456        | 692,296     | 692,296     |       |
| 29 | NEVIS                    | 1 308            | 326        | 9,142,549         | 280,003     |         | 366,931    | 73,057             |                |                 |                  | 9,297         | 749,087       | 749,087     | 749,087     |       |
| 29 | PARK RAPIDS              | 1 309            | 2,248      | 38,457,302        | 1,241,796   | 37,831  | 3,013,658  | 382,765            | 311,568        |                 | 15,616           | 60,856        | 261,350       | 5,325,440   | 5,325,440   |       |
| 30 | BRAHAM                   | 1 314            | 1,145      | 13,473,133        | 462,756     | 73,889  | 1,665,693  | 101,722            |                |                 | 1,147            | 62,480        | 44,201        | 2,411,887   | 2,411,887   |       |

TABLE 27 (Continued)  
GRADED ELEMENTARY AND SECONDARY SCHOOLS  
CLASSIFICATION OF EXPENDITURES  
Year Ended June 30, 1979

| CO | DISTRICT NAME           | DISTRICT<br>TYP NBR | CURRENT EXPENDITURES |            |                            |                     |                 |           |                             |                          | CAPITAL<br>OUTLAY | DEBT<br>REDEMPTION | TOTAL       |
|----|-------------------------|---------------------|----------------------|------------|----------------------------|---------------------|-----------------|-----------|-----------------------------|--------------------------|-------------------|--------------------|-------------|
|    |                         |                     | ADMINI-<br>STRATION  | INSTRUCION | OPERATION &<br>MAINTENANCE | TRANS-<br>PORTATION | SCHOOL<br>LUNCH | INTEREST  | OTHER<br>CURRENT<br>EXPENSE | TOTAL CURRENT<br>EXPENSE |                   |                    |             |
| 22 | WINNEBAGO               | 1 225               | 45,186               | 532,999    | 96,663                     | 38,093              | 54,741          | 5,838     | 120,197                     | 893,716                  | 79,938            | 30,000             | 1,003,655   |
| 23 | HARMONY                 | 1 228               | 63,723               | 604,271    | 104,954                    | 78,039              | 64,235          | 30,385    | 121,563                     | 1,067,171                | 47,159            | 60,000             | 1,174,330   |
| 23 | LANESBORO               | 1 229               | 60,241               | 556,994    | 82,298                     | 71,107              | 60,973          | 10,047    | 131,292                     | 972,952                  | 53,991            | 30,000             | 1,056,943   |
| 23 | PETERSON                | 1 232               | 32,241               | 294,980    | 50,893                     | 37,558              | 30,015          | 5,890     | 54,442                      | 506,019                  | 36,174            | 20,000             | 562,193     |
| 23 | RESTON-FOUNTAIN         | 1 233               | 67,005               | 723,674    | 118,335                    | 91,765              | 72,505          | 15,371    | 199,214                     | 1,287,869                | 173,844           | 40,000             | 1,501,714   |
| 23 | RUSHFORD                | 1 234               | 56,959               | 751,659    | 123,138                    | 76,108              | 53,531          | 53,517    | 133,585                     | 1,248,497                | 41,183            | 40,000             | 1,329,680   |
| 23 | WYKOFF                  | 1 236               | 31,053               | 398,328    | 82,184                     | 60,431              | 40,665          | 39,943    | 106,593                     | 759,197                  | 53,811            | 50,000             | 863,008     |
| 23 | SPRING VALLEY           | 1 237               | 57,584               | 1,094,053  | 169,425                    | 77,370              | 99,225          | 15,607    | 205,578                     | 1,718,843                | 107,135           | 70,000             | 1,895,978   |
| 23 | MABEL-CANTON            | 1 238               | 36,056               | 641,446    | 126,699                    | 73,442              | 64,848          | 20,632    | 88,159                      | 1,051,280                | 29,520            | 25,000             | 1,105,801   |
| 24 | ALBERT LEA              | 1 241               | 215,708              | 7,283,073  | 1,166,279                  | 436,367             | 584,661         | 248,040   | 1,180,135                   | 11,114,261               | 516,710           | 490,000            | 12,120,972  |
| 24 | ALDEN                   | 1 242               | 33,356               | 443,744    | 72,953                     | 74,456              | 59,862          | 9,679     | 115,935                     | 809,985                  | 16,396            | 35,000             | 861,382     |
| 24 | EMMONS                  | 1 243               | 35,377               | 283,439    | 55,950                     | 27,257              | 30,790          | 12,718    | 48,678                      | 494,208                  | 35,596            | 25,000             | 554,803     |
| 24 | FREEBORN                | 1 244               | 44,700               | 314,755    | 64,839                     | 42,929              | 36,589          | 8,676     | 60,667                      | 573,155                  | 22,643            | 20,000             | 615,798     |
| 24 | GLENVILLE               | 1 245               | 38,058               | 628,116    | 110,851                    | 66,861              | 72,525          | 35,910    | 89,249                      | 1,041,572                | 72,164            | 70,000             | 1,183,736   |
| 25 | CANNON FALLS            | 1 252               | 65,885               | 1,606,905  | 265,139                    | 179,738             | 171,340         | 105,260   | 415,890                     | 2,810,157                | 231,940           | 115,000            | 3,157,097   |
| 25 | GOODHUE                 | 1 253               | 51,636               | 662,601    | 95,654                     | 138,612             | 95,969          | 20,190    | 147,302                     | 1,211,963                | 39,901            | 65,000             | 1,316,864   |
| 25 | KENYON                  | 1 254               | 59,484               | 868,427    | 142,798                    | 102,005             | 92,712          | 18,720    | 170,212                     | 1,454,358                | 72,562            | 55,000             | 1,581,920   |
| 25 | PINE ISLAND             | 1 255               | 62,484               | 1,278,497  | 153,041                    | 102,072             | 143,654         | 47,095    | 201,807                     | 1,988,650                | 127,734           | 117,078            | 2,233,462   |
| 25 | RED WING                | 1 256               | 185,217              | 4,126,352  | 538,094                    | 370,052             | 190,440         | 210,265   | 770,413                     | 6,390,843                | 250,358           | 415,000            | 7,056,201   |
| 25 | HANAMINGO               | 1 258               | 38,052               | 456,857    | 78,455                     | 73,657              | 54,866          | 5,150     | 90,969                      | 798,007                  | 62,437            | 30,000             | 890,444     |
| 25 | ZUMBROTA                | 1 260               | 120,067              | 896,873    | 111,115                    | 89,417              | 100,230         | 25,990    | 181,264                     | 1,524,956                | 113,954           | 75,000             | 1,713,910   |
| 26 | ASHBY                   | 1 261               | 31,890               | 286,172    | 52,138                     | 40,580              | 34,989          | 6,896     | 45,487                      | 498,152                  | 41,753            | 20,000             | 559,905     |
| 26 | BARRETT                 | 1 262               | 29,003               | 227,361    | 32,015                     | 22,159              | 21,159          | 1,212     | 30,967                      | 363,873                  | 14,434            | 2,500              | 380,807     |
| 26 | ELBOW LAKE              | 1 263               | 46,144               | 693,907    | 96,513                     | 79,756              | 63,209          | 17,990    | 179,903                     | 1,177,422                | 67,086            | 45,000             | 1,289,508   |
| 26 | HERMAN                  | 1 264               | 47,079               | 455,279    | 60,844                     | 46,285              | 41,570          | 10,388    | 104,039                     | 765,483                  | 22,853            | 25,000             | 813,335     |
| 26 | HOFFMAN                 | 1 265               | 41,502               | 297,599    | 45,882                     | 26,981              | 34,803          | 1,301     | 104,735                     | 552,803                  | 28,460            |                    | 581,262     |
| 27 | BLOOMINGTON             | 1 271               | 1,060,356            | 22,495,281 | 3,415,815                  | 1,259,509           | 2,454,934       | 1,401,726 | 5,175,945                   | 37,263,566               | 1,400,635         | 2,435,000          | 41,099,201  |
| 27 | EDEN PRAIRIE            | 1 272               | 401,059              | 3,503,755  | 597,363                    | 391,161             | 346,670         | 886,714   | 799,731                     | 6,926,453                | 1,672,659         | 1,735,000          | 10,334,112  |
| 27 | EDINA                   | 1 273               | 526,715              | 10,604,363 | 2,083,306                  | 765,625             | 711,797         | 599,793   | 1,907,867                   | 17,199,466               | 663,092           | 1,485,000          | 19,347,558  |
| 27 | HOPKINS                 | 1 274               | 777,454              | 11,241,553 | 2,033,118                  | 718,235             | 820,112         | 410,680   | 2,268,409                   | 18,269,561               | 712,029           | 925,000            | 19,906,590  |
| 27 | GOLDEN VALLEY           | 1 275               | 126,942              | 1,541,866  | 320,050                    | 142,056             | 108,352         | 193,369   | 397,305                     | 2,829,940                | 68,693            | 285,000            | 3,183,633   |
| 27 | MINNETONKA              | 1 276               | 368,104              | 9,249,872  | 1,509,815                  | 731,822             | 587,232         | 179,170   | 1,603,026                   | 14,229,040               | 563,967           | 595,000            | 15,388,007  |
| 27 | WESTONKA                | 1 277               | 352,739              | 3,992,718  | 770,998                    | 410,038             | 410,796         | 266,658   | 1,005,061                   | 7,209,008                | 929,339           | 625,000            | 8,763,347   |
| 27 | ORONO                   | 1 278               | 170,437              | 3,125,783  | 537,857                    | 336,577             | 265,706         | 103,595   | 813,202                     | 5,353,156                | 116,999           | 210,000            | 5,680,155   |
| 27 | OSSEO                   | 1 279               | 654,815              | 16,112,152 | 2,746,560                  | 1,360,178           | 1,580,711       | 1,024,576 | 2,522,028                   | 26,001,020               | 967,939           | 3,032,290          | 30,001,249  |
| 27 | RICHFIELD               | 1 280               | 303,952              | 9,320,600  | 1,790,215                  | 455,373             | 603,730         | 166,350   | 1,977,829                   | 14,618,048               | 684,535           | 585,000            | 15,887,583  |
| 27 | ROBBINSDALE             | 1 281               | 770,877              | 26,871,095 | 3,940,814                  | 1,495,198           | 2,071,036       | 1,155,506 | 4,473,982                   | 40,778,508               | 1,265,763         | 1,995,000          | 44,039,271  |
| 27 | ST. ANTHONY VILLAGE     | 1 282               | 279,962              | 2,032,527  | 400,560                    | 74,011              | 204,934         | 142,400   | 691,882                     | 3,826,277                | 132,110           | 300,000            | 4,258,388   |
| 27 | ST. LOUIS PARK          | 1 283               | 449,659              | 9,323,395  | 1,777,731                  | 513,750             | 453,958         | 53,950    | 2,029,872                   | 14,602,315               | 648,948           | 1,050,000          | 16,301,264  |
| 27 | WAYZATA                 | 1 284               | 313,285              | 8,548,944  | 1,361,522                  | 758,198             | 710,530         | 286,427   | 1,595,764                   | 13,574,670               | 780,772           | 725,000            | 15,080,442  |
| 27 | BROOKLYN CENTER         | 1 286               | 142,943              | 2,171,317  | 334,434                    | 88,536              | 169,403         | 66,225    | 523,509                     | 3,496,367                | 215,556           | 195,000            | 3,906,962   |
| 27 | MINNEAPOLIS             | 3 001               | 4,325,222            | 70,365,003 | 12,636,413                 | 6,545,952           | 5,244,079       | 4,446,611 | 19,200,325                  | 122,763,605              | 7,126,570         | 7,447,000          | 137,337,175 |
| 27 | SUBURBAN HENN. CO. AVTI | 6 287               | 171,975              | 6,180,271  | 531,144                    | 62,984              | 62,984          | 990,612   | 7,936,987                   | 257,627                  | 8,194,614         |                    | 8,194,614   |
| 28 | HOUSTON                 | 1 294               | 48,194               | 662,656    | 74,175                     | 72,907              | 69,596          | 36,135    | 103,612                     | 1,067,274                | 35,863            | 25,000             | 1,128,137   |
| 28 | SPRING GROVE            | 1 297               | 49,401               | 565,058    | 72,107                     | 63,130              | 60,673          | 107,978   | 918,347                     | 918,347                  | 23,687            |                    | 942,033     |
| 28 | CALEDONIA               | 1 299               | 67,474               | 1,405,332  | 186,207                    | 223,176             | 121,714         | 22,513    | 268,879                     | 2,295,296                | 100,994           | 36,000             | 2,432,290   |
| 28 | LA CRESCENT             | 1 300               | 63,048               | 1,667,413  | 237,686                    | 223,370             | 147,936         | 50,350    | 240,718                     | 2,630,521                | 27,382            | 70,000             | 2,727,903   |
| 29 | AKELEY                  | 1 301               | 45,911               | 352,043    | 56,933                     | 36,026              | 37,196          | 16,103    | 80,495                      | 624,707                  | 27,677            | 10,000             | 662,383     |
| 29 | LAPORTE                 | 1 306               | 32,616               | 313,544    | 59,177                     | 67,591              | 35,433          | 3,958     | 54,813                      | 576,763                  | 50,755            | 10,000             | 637,518     |
| 29 | NEVIS                   | 1 308               | 44,020               | 356,725    | 62,295                     | 36,779              | 44,450          | 3,304     | 82,988                      | 630,561                  | 56,464            | 18,000             | 705,025     |
| 29 | PARK RAPIDS             | 1 309               | 195,989              | 2,678,190  | 543,829                    | 292,234             | 256,417         | 108,603   | 475,738                     | 4,551,000                | 248,776           | 120,000            | 4,919,776   |
| 30 | BRAHAM                  | 1 314               | 105,148              | 1,074,151  | 263,022                    | 183,562             | 132,084         | 105,955   | 235,370                     | 2,099,293                | 155,456           | 105,000            | 2,359,749   |

TABLE 26 (Continued)  
GRADED ELEMENTARY AND SECONDARY SCHOOLS  
CLASSIFICATION OF REVENUES  
Year Ended June 30, 1979

| CD | DISTRICT NAME        | DISTRICT TYP NBR | ENROLLMENT | TAXABLE VALUATION | LOCAL TAXES | REVENUES |            |                    |                 |                |               |               | BONDS      | TOTAL     |                |
|----|----------------------|------------------|------------|-------------------|-------------|----------|------------|--------------------|-----------------|----------------|---------------|---------------|------------|-----------|----------------|
|    |                      |                  |            |                   |             | A I D S  |            |                    | OTHER DISTRICTS | SCHOOL LUNCHES | OTHER REVENUE | TOTAL REVENUE |            |           |                |
|    |                      |                  |            |                   |             | COUNTY   | STATE      | FEDERAL FROM STATE |                 |                |               |               |            |           | DIRECT FEDERAL |
| 30 | CAMBRIDGE            | 1 911            | 4,104      | 46,921,253        | 1,927,541   |          | 6,247,365  | 562,561            |                 | 605,073        | 191,756       | 390,792       | 9,925,088  |           | 9,925,088      |
| 31 | COLERAINE            | 1 316            | 1,994      | 27,362,379        | 841,597     |          | 3,118,769  | 179,547            | 34,285          | 2,350          | 79,729        | 148,647       | 4,404,924  |           | 4,404,924      |
| 31 | DEER RIVER           | 1 317            | 1,202      | 22,877,094        | 644,930     | 16,672   | 1,855,618  | 238,125            |                 | 6,933          | 41,795        | 251,099       | 3,234,143  | 2,265,810 | 5,499,953      |
| 31 | GRAND RAPIDS         | 1 318            | 5,367      | 141,868,108       | 3,766,670   | 31,313   | 6,927,442  | 438,810            |                 | 58,388         | 252,499       | 469,849       | 11,944,972 |           | 11,944,972     |
| 31 | NASHWAUK-KEEWATIN    | 1 319            | 1,085      | 12,047,298        | 363,073     |          | 1,844,549  | 101,081            |                 |                | 19,894        | 59,449        | 2,389,714  |           | 2,389,714      |
| 32 | JACKSON              | 1 324            | 1,228      | 51,200,378        | 1,042,431   |          | 1,146,068  | 82,642             |                 | 6,256          | 60,850        | 308,413       | 2,646,660  | 4,875,000 | 7,521,660      |
| 32 | LAKEFIELD            | 1 325            | 573        | 25,734,702        | 620,300     |          | 578,305    | 55,868             |                 | 484            | 36,780        | 83,195        | 1,374,933  |           | 1,374,933      |
| 32 | STOIX VALLEY         | 1 328            | 200        | 10,342,390        | 205,241     |          | 192,649    | 78,846             |                 |                | 13,133        | 39,496        | 551,196    |           | 551,196        |
| 32 | HERON LAKE-OKABENA   | 1 330            | 525        | 25,400,792        | 641,199     |          | 476,511    | 44,701             |                 |                |               | 101,443       | 1,263,854  |           | 1,263,854      |
| 33 | MORA                 | 1 332            | 1,779      | 25,202,157        | 843,737     | 5,189    | 2,476,729  | 253,153            |                 | 18,272         | 110,783       | 202,854       | 3,910,718  |           | 3,910,718      |
| 33 | DGILVIE              | 1 333            | 671        | 6,989,116         | 284,854     | 2,901    | 1,020,369  | 55,067             |                 | 2,937          | 27,677        | 42,786        | 1,436,590  |           | 1,436,590      |
| 34 | ATWATER              | 1 341            | 672        | 21,195,205        | 507,152     | 10,289   | 826,062    | 83,726             |                 | 7,788          | 29,665        | 77,862        | 1,542,544  |           | 1,542,544      |
| 34 | NEW LONDON-SPICER    | 1 345            | 1,314      | 26,846,824        | 660,669     | 11,476   | 1,678,902  | 175,468            |                 |                | 68,582        | 72,400        | 2,667,497  |           | 2,667,497      |
| 34 | RAYMOND              | 1 346            | 389        | 12,272,537        | 292,683     | 77       | 459,727    | 67,282             |                 | 2,396          | 15,563        | 65,965        | 903,693    |           | 903,693        |
| 34 | WILLMAR              | 1 347            | 4,050      | 86,111,408        | 2,438,786   |          | 5,335,884  | 474,166            |                 | 30,000         | 212,889       | 632,969       | 9,124,696  |           | 9,124,696      |
| 34 | PRINSBURG            | 2 815            |            | 5,404,253         | 21,931      |          | 4,306,0    | 6,329              |                 |                |               | 71,320        | 71,320     |           | 71,320         |
| 35 | HALLOCK              | 1 351            | 407        | 16,482,808        | 450,605     | 2,147    | 380,191    | 53,004             |                 | 11,887         | 23,059        | 45,871        | 966,763    |           | 966,763        |
| 35 | HUMBOLDT-ST. VINCENT | 1 352            | 122        | 10,569,905        | 296,590     |          | 49,385     | 8,160              |                 |                | 6,061         | 29,480        | 389,676    |           | 389,676        |
| 35 | KARLSTAD             | 1 353            | 470        | 13,128,543        | 315,180     | 2,351    | 485,821    | 64,540             |                 |                | 20,023        | 40,478        | 928,393    |           | 928,393        |
| 35 | KENNEDY              | 1 354            | 227        | 17,705,534        | 433,257     |          | 108,450    | 31,245             |                 | 17,291         | 10,139        | 20,628        | 621,012    |           | 621,012        |
| 35 | LANCASTER            | 1 356            | 247        | 8,482,026         | 299,181     | 1,276    | 280,700    | 37,226             |                 | 10,538         | 11,259        | 54,721        | 694,901    |           | 694,901        |
| 36 | INTERNATIONAL FALLS  | 1 361            | 3,041      | 45,266,006        | 1,863,533   | 2,818    | 3,976,238  | 326,079            | 19,739          | 12,100         | 173,570       | 362,700       | 6,736,777  |           | 6,736,777      |
| 36 | LITTLEFORK-BIG FALLS | 1 362            | 619        | 5,531,121         | 316,159     |          | 1,006,820  | 69,415             |                 | 1,877          | 20,760        | 42,326        | 1,457,357  |           | 1,457,357      |
| 36 | SOUTH KOOCHECHING    | 1 363            | 419        | 4,428,453         | 253,588     |          | 751,398    | 93,780             |                 | 50,000         | 14,008        | 335,168       | 1,497,941  |           | 1,497,941      |
| 37 | BELLINGHAM           | 1 371            | 274        | 8,363,531         | 162,080     | 5,441    | 325,939    | 71,231             |                 | 6,613          | 13,987        | 38,424        | 623,715    |           | 623,715        |
| 37 | MARIETTA             | 1 376            | 190        | 4,962,928         | 151,481     | 9,204    | 200,829    | 34,733             |                 | 2,496          | 7,814         | 8,985         | 415,542    |           | 415,542        |
| 37 | MADISON              | 1 377            | 733        | 24,971,906        | 570,466     |          | 882,516    | 106,640            |                 | 21,315         | 49,225        | 94,805        | 1,724,968  |           | 1,724,968      |
| 37 | DAWSON-BOYU          | 1 378            | 804        | 32,519,054        | 910,930     |          | 822,430    | 148,594            |                 |                | 39,913        | 89,994        | 2,011,860  |           | 2,011,860      |
| 38 | LAKE SUPERIOR        | 1 381            | 3,229      | 41,832,775        | 753,412     | 50,471   | 5,609,762  | 242,452            | 60,289          |                |               | 446,308       | 7,162,695  |           | 7,162,695      |
| 39 | LAKE OF THE WOODS    | 1 390            | 872        | 12,425,190        | 456,236     |          | 1,232,061  | 103,168            | 28,050          |                |               | 134,744       | 1,954,259  |           | 1,954,259      |
| 40 | CLEVELAND            | 1 391            | 476        | 13,910,760        | 350,041     |          | 480,933    | 43,111             |                 |                | 21,545        | 38,178        | 933,809    |           | 933,809        |
| 40 | LE CENTER            | 1 392            | 840        | 17,809,253        | 510,943     | 7,123    | 1,083,222  | 64,632             |                 |                | 40,361        | 126,284       | 1,832,565  |           | 1,832,565      |
| 40 | LE SUEUR             | 1 393            | 1,346      | 31,009,518        | 841,905     | 17,969   | 1,598,562  | 123,574            |                 |                | 70,769        | 101,118       | 2,753,897  |           | 2,753,897      |
| 40 | MONTGOMERY-LONSDALE  | 1 394            | 1,183      | 30,006,702        | 777,695     |          | 1,288,314  | 126,765            |                 |                | 44,751        | 103,708       | 2,347,052  |           | 2,347,052      |
| 40 | WATERVILLE-ELYSIAN   | 1 395            | 878        | 22,511,501        | 642,785     | 15,303   | 1,048,066  | 89,967             |                 | 5,819          | 16,482        | 42,423        | 1,930,019  |           | 1,930,019      |
| 41 | HENDRICKS            | 1 402            | 381        | 7,718,597         | 159,143     |          | 374,994    | 55,682             |                 | 87,985         | 18,924        | 25,066        | 721,793    |           | 721,793        |
| 41 | IVANHOE              | 1 403            | 429        | 11,375,614        | 242,117     |          | 505,534    | 96,888             |                 |                | 17,669        | 21,034        | 883,242    |           | 883,242        |
| 41 | LAKE BENTON          | 1 404            | 391        | 10,336,497        | 245,858     |          | 496,621    | 62,780             |                 |                | 16,787        | 18,677        | 840,722    |           | 840,722        |
| 41 | VERDI                | 1 408            | 125        | 5,861,818         | 155,167     |          | 133,486    | 43,606             |                 | 14             | 6,463         | 10,220        | 348,956    |           | 348,956        |
| 41 | TYLER                | 1 409            | 509        | 11,767,902        | 257,013     |          | 619,087    | 67,907             |                 | 1,450          | 25,477        | 32,836        | 1,003,769  |           | 1,003,769      |
| 42 | BALATON              | 1 411            | 369        | 11,442,956        | 264,010     |          | 11,442,956 | 74,446             |                 |                | 21,238        | 25,085        | 792,066    |           | 792,066        |
| 42 | COTTONWOOD           | 1 412            | 471        | 14,199,644        | 297,163     |          | 471,419    | 52,956             |                 |                | 27,512        | 29,173        | 878,223    |           | 878,223        |
| 42 | MARSHALL             | 1 413            | 2,215      | 59,238,767        | 1,618,105   |          | 2,648,667  | 170,233            |                 | 15,695         | 137,429       | 465,862       | 5,055,991  |           | 5,055,991      |
| 42 | MINNEOTA             | 1 414            | 579        | 19,883,864        | 455,327     |          | 674,434    | 94,541             |                 | 2,571          | 26,678        | 42,177        | 1,295,728  |           | 1,295,728      |
| 42 | LYND                 | 1 415            | 222        | 6,877,421         | 184,202     |          | 174,576    | 34,077             |                 | 1,488          | 10,873        | 23,544        | 428,761    |           | 428,761        |
| 42 | TRACY                | 1 417            | 1,111      | 33,467,735        | 944,515     |          | 1,398,697  | 134,428            |                 | 68,085         | 55,154        | 211,802       | 2,812,681  |           | 2,812,681      |
| 42 | RUSSELL              | 1 418            | 251        | 6,254,654         | 125,390     |          | 282,628    | 15,895             |                 | 1,732          | 15,750        | 12,992        | 490,386    |           | 490,386        |
| 43 | BROWNTON             | 1 421            | 391        | 12,573,293        | 264,999     |          | 419,995    | 43,664             |                 | 12,016         |               | 57,238        | 797,912    |           | 797,912        |
| 43 | GLENCOE              | 1 422            | 1,663      | 41,761,868        | 1,160,340   |          | 1,972,645  | 140,647            |                 | 15,130         | 118,485       | 166,858       | 3,574,105  |           | 3,574,105      |
| 43 | HUTCHINSON           | 1 423            | 2,546      | 61,354,969        | 1,545,350   | 9,091    | 3,045,034  | 119,785            |                 | 79,588         | 180,677       | 158,405       | 5,137,930  |           | 5,137,930      |
| 43 | LESTER PRAIRIE       | 1 424            | 502        | 10,340,809        | 238,044     |          | 602,028    | 52,487             |                 | 6,141          | 25,712        | 40,003        | 964,415    |           | 964,415        |
| 43 | SILVER LAKE          | 1 425            | 396        | 10,828,086        | 237,727     |          | 511,105    | 56,929             |                 |                | 16,931        | 26,742        | 849,433    |           | 849,433        |

TABLE 27 (Continued)  
GRADED ELEMENTARY AND SECONDARY SCHOOLS  
CLASSIFICATION OF EXPENDITURES  
Year Ended June 30, 1979

| CO | DISTRICT NAME        | DISTRICT<br>TYP NBR | CURRENT EXPENDITURES |               |                            |                     |                 |          |                             | TOTAL CURRENT<br>EXPENSE | CAPITAL<br>OUTLAY | DEBT<br>REDEMPTION | TOTAL      |
|----|----------------------|---------------------|----------------------|---------------|----------------------------|---------------------|-----------------|----------|-----------------------------|--------------------------|-------------------|--------------------|------------|
|    |                      |                     | ADMINI-<br>STRATION  | INST RUCY ION | OPERATION &<br>MAINTENANCE | TRANS-<br>PORTATION | SCHOOL<br>LUNCH | INTEREST | OTHER<br>CURRENT<br>EXPENSE |                          |                   |                    |            |
| 30 | CAMBRIDGE            | 1 911               | 175,029              | 4,848,582     | 846,390                    | 452,590             | 407,941         | 419,381  | 1,023,791                   | 8,173,704                | 505,350           | 545,000            | 9,224,054  |
| 31 | COLERAINE            | 1 316               | 148,492              | 2,288,367     | 479,630                    | 301,032             | 167,996         |          | 676,541                     | 4,064,057                | 291,457           |                    | 4,355,515  |
| 31 | DEER RIVER           | 1 317               | 126,866              | 1,457,057     | 279,743                    | 326,908             | 144,731         | 52,482   | 364,125                     | 2,751,913                | 489,528           | 70,000             | 3,311,441  |
| 31 | GRAND RAPIDS         | 1 318               | 283,272              | 6,125,004     | 1,168,840                  | 744,065             | 506,009         | 128,515  | 1,259,900                   | 10,215,605               | 410,689           | 450,000            | 11,076,295 |
| 31 | NASHWAUK-KEEWATIN    | 1 319               | 93,572               | 1,362,027     | 273,913                    | 193,528             | 42,111          |          | 285,875                     | 2,251,027                | 31,543            |                    | 2,282,570  |
| 32 | JACKSON              | 1 324               | 51,846               | 1,400,781     | 171,209                    | 168,629             | 100,048         | 26,048   | 269,006                     | 2,187,567                | 216,234           | 85,000             | 2,488,801  |
| 32 | LAKEFIELD            | 1 325               | 45,529               | 735,441       | 113,112                    | 46,512              | 74,201          | 17,941   | 96,300                      | 1,129,035                | 50,077            | 30,000             | 1,209,112  |
| 32 | SIOUX VALLEY         | 1 328               | 35,842               | 232,161       | 39,326                     | 33,247              | 33,181          | 2,257    | 55,244                      | 431,258                  | 31,551            | 10,000             | 472,809    |
| 32 | HERON LAKE-OKABENA   | 1 330               | 47,761               | 593,248       | 157,228                    | 90,940              | 62,562          | 35,020   | 80,382                      | 1,067,141                | 30,616            | 45,000             | 1,142,757  |
| 33 | MORA                 | 1 332               | 116,556              | 1,667,172     | 311,046                    | 191,480             | 206,408         | 134,010  | 356,841                     | 2,983,512                | 597,406           | 90,000             | 3,670,918  |
| 33 | OGILVIE              | 1 333               | 60,507               | 652,242       | 108,697                    | 98,200              | 79,833          | 79,686   | 131,847                     | 1,211,013                | 184,903           | 70,000             | 1,465,916  |
| 34 | ATWATER              | 1 341               | 54,312               | 777,611       | 105,682                    | 68,353              | 75,141          | 47,429   | 149,580                     | 1,278,108                | 63,843            | 52,400             | 1,394,351  |
| 34 | NEW LONDON-SPICER    | 1 345               | 53,998               | 1,363,101     | 181,314                    | 243,813             | 157,747         | 19,260   | 253,055                     | 2,272,288                | 74,935            | 80,000             | 2,427,223  |
| 34 | RAYMOND              | 1 346               | 36,843               | 408,074       | 74,707                     | 55,738              | 50,275          | 21,533   | 113,036                     | 760,205                  | 49,403            | 40,000             | 849,608    |
| 34 | WILLMAR              | 1 347               | 149,921              | 5,217,377     | 690,435                    | 499,247             | 431,210         | 213,390  | 1,005,148                   | 8,206,729                | 579,808           | 327,500            | 9,114,036  |
| 34 | PRINSBURG            | 2 815               | 1,599                | 8,562         | 359                        | 11,561              |                 | 60       | 29,814                      | 51,954                   |                   |                    | 51,954     |
| 35 | HALLOCK              | 1 351               | 44,489               | 454,558       | 81,056                     | 40,679              | 61,846          | 6,977    | 130,838                     | 820,443                  | 71,729            | 55,000             | 947,173    |
| 35 | HUMBOLDT-ST. VINCENT | 1 352               | 28,595               | 158,092       | 53,765                     | 18,885              | 19,515          |          | 43,657                      | 322,509                  | 12,650            |                    | 335,158    |
| 35 | KARLSTAD             | 1 353               | 56,828               | 481,187       | 83,026                     | 60,743              | 60,190          | 5,810    | 59,882                      | 807,666                  | 57,933            | 20,000             | 885,600    |
| 35 | KENNEDY              | 1 354               | 51,875               | 273,263       | 70,925                     | 31,256              | 37,535          | 4,061    | 68,220                      | 537,135                  | 19,408            | 20,000             | 576,543    |
| 35 | LANCASTER            | 1 356               | 41,267               | 258,013       | 73,501                     | 40,465              | 37,169          | 23,180   | 154,725                     | 628,319                  | 390,660           | 10,000             | 1,028,979  |
| 36 | INTERNATIONAL FALLS  | 1 361               | 155,230              | 3,713,139     | 644,742                    | 279,623             | 349,966         | 51,370   | 836,987                     | 6,031,057                | 601,052           | 215,000            | 6,847,110  |
| 36 | LITTLEFORK-BIG FALLS | 1 362               | 55,211               | 651,258       | 116,908                    | 80,580              | 61,044          | 16,675   | 203,462                     | 1,185,137                | 67,330            | 45,000             | 1,297,468  |
| 36 | SOUTH KOOCHICING     | 1 363               | 51,275               | 475,804       | 91,727                     | 111,835             | 53,358          | 44,788   | 186,949                     | 1,015,736                | 574,287           | 45,000             | 4,635,023  |
| 37 | BELLINGHAM           | 1 371               | 29,723               | 319,982       | 49,375                     | 40,065              | 37,763          | 4,875    | 76,437                      | 558,220                  | 16,147            | 20,000             | 594,367    |
| 37 | MARIETTA             | 1 376               | 27,798               | 190,977       | 42,204                     | 23,466              | 23,269          | 2,945    | 28,349                      | 339,008                  | 26,451            | 15,000             | 380,458    |
| 37 | MADISON              | 1 377               | 61,292               | 891,954       | 130,540                    | 103,990             | 83,088          | 34,115   | 219,413                     | 1,524,392                | 210,884           | 85,000             | 1,820,276  |
| 37 | DAWSON-BOYD          | 1 378               | 73,143               | 862,930       | 144,180                    | 106,399             | 73,686          | 169,604  | 280,720                     | 1,710,663                | 87,608            | 140,000            | 1,938,271  |
| 38 | LAKE SUPERIOR        | 1 381               | 170,916              | 3,892,655     | 703,326                    | 483,056             | 338,755         |          | 677,064                     | 6,265,772                | 434,964           |                    | 6,700,736  |
| 39 | LAKE OF THE WOODS    | 1 390               | 68,362               | 970,563       | 129,045                    | 149,688             | 92,444          | 10,578   | 266,524                     | 1,687,204                | 128,305           | 10,000             | 1,825,509  |
| 40 | CLEVELAND            | 1 391               | 44,915               | 442,814       | 66,553                     | 51,619              | 51,515          | 29,919   | 108,246                     | 795,580                  | 76,136            | 30,000             | 901,716    |
| 40 | LE CENTER            | 1 392               | 46,325               | 868,093       | 142,347                    | 91,759              | 78,369          | 72,122   | 310,181                     | 1,609,197                | 39,399            | 65,000             | 1,713,596  |
| 40 | LE SUEUR             | 1 393               | 96,424               | 1,492,163     | 250,293                    | 101,153             | 169,001         | 65,788   | 315,345                     | 2,490,167                | 133,799           | 85,000             | 2,708,966  |
| 40 | MONTGOMERY-LONSDALE  | 1 394               | 73,391               | 1,150,937     | 208,343                    | 125,756             | 92,401          | 21,445   | 387,290                     | 2,059,563                | 133,479           | 75,000             | 2,268,042  |
| 40 | WATERVILLE-ELYSIAN   | 1 395               | 63,032               | 952,912       | 175,244                    | 110,804             | 76,664          | 96,893   | 207,325                     | 1,682,872                | 137,262           | 110,000            | 1,930,134  |
| 41 | HENDRICKS            | 1 402               | 39,409               | 386,204       | 68,848                     | 35,926              | 51,562          | 19,051   | 76,969                      | 677,969                  | 96,311            |                    | 774,280    |
| 41 | IVANHOE              | 1 403               | 37,236               | 479,800       | 76,751                     | 46,715              | 52,188          | 5,968    | 78,688                      | 777,345                  | 66,411            | 25,000             | 868,757    |
| 41 | LAKE BENTON          | 1 404               | 54,388               | 401,424       | 92,371                     | 32,450              | 49,322          | 11,586   | 69,184                      | 710,725                  | 31,463            | 30,000             | 772,188    |
| 41 | VERDI                | 1 408               | 38,196               | 149,621       | 34,741                     | 21,974              | 21,099          | 149      | 37,349                      | 303,129                  | 17,256            |                    | 320,385    |
| 41 | TYLER                | 1 409               | 43,246               | 499,190       | 77,576                     | 45,130              | 74,233          | 10,583   | 130,027                     | 879,984                  | 47,808            | 25,000             | 952,792    |
| 42 | BALATON              | 1 411               | 42,331               | 369,306       | 70,085                     | 52,959              | 58,365          | 2,984    | 125,723                     | 721,754                  | 46,331            | 45,000             | 813,085    |
| 42 | COTTONWOOD           | 1 412               | 36,136               | 491,805       | 76,071                     | 48,747              | 53,127          | 5,210    | 68,086                      | 779,182                  | 48,701            | 25,000             | 852,883    |
| 42 | MARSHALL             | 1 413               | 135,068              | 2,654,345     | 481,301                    | 280,460             | 234,412         | 143,313  | 524,226                     | 4,453,125                | 123,830           | 160,000            | 4,736,955  |
| 42 | MINNEOTA             | 1 414               | 55,380               | 677,876       | 105,476                    | 80,001              | 61,508          | 21,300   | 104,478                     | 1,106,019                | 45,885            | 55,000             | 1,206,504  |
| 42 | LYND                 | 1 415               | 20,569               | 239,189       | 35,022                     | 27,442              | 27,471          | 8,581    | 47,128                      | 405,402                  | 10,819            | 10,000             | 426,221    |
| 42 | TRACY                | 1 417               | 71,010               | 1,254,962     | 193,994                    | 152,643             | 111,165         | 72,220   | 412,797                     | 2,268,791                | 162,120           | 180,000            | 2,610,911  |
| 42 | RUSSELL              | 1 418               | 35,873               | 241,809       | 45,073                     | 31,090              | 34,786          | 2,270    | 64,303                      | 455,204                  | 15,495            | 10,000             | 480,699    |
| 43 | BROWNTON             | 1 421               | 39,002               | 349,661       | 63,422                     | 54,784              | 39,836          | 3,925    | 92,850                      | 643,480                  | 60,454            | 25,000             | 728,933    |
| 43 | GLENCOE              | 1 422               | 94,767               | 1,871,833     | 350,739                    | 184,692             | 205,200         | 128,095  | 385,213                     | 3,220,538                | 190,346           | 90,000             | 3,500,885  |
| 43 | HUTCHINSON           | 1 423               | 151,548              | 2,580,596     | 464,335                    | 350,040             | 305,017         | 39,268   | 839,520                     | 4,730,324                | 205,609           | 95,000             | 5,030,933  |
| 43 | LESTER PRAIRIE       | 1 424               | 52,824               | 541,713       | 71,708                     | 64,171              | 50,992          | 15,813   | 98,201                      | 895,422                  | 65,824            | 28,000             | 989,246    |
| 43 | SILVER LAKE          | 1 425               | 45,314               | 376,487       | 65,851                     | 79,549              | 36,304          | 21,695   | 97,513                      | 722,714                  | 19,767            | 35,000             | 777,480    |



TABLE 26 (Continued)  
GRADED ELEMENTARY AND SECONDARY SCHOOLS  
CLASSIFICATION OF REVENUES  
Year Ended June 30, 1979

| CO | DISTRICT NAME        | DISTRICT TYP NBR | ENROLLMENT | TAXABLE VALUATION | LOCAL TAXES | REVENUES |           |                    |                |                 |                |               |               | BONDS      | TOTAL |
|----|----------------------|------------------|------------|-------------------|-------------|----------|-----------|--------------------|----------------|-----------------|----------------|---------------|---------------|------------|-------|
|    |                      |                  |            |                   |             | A I D S  |           |                    |                | OTHER DISTRICTS | SCHOOL LUNCHES | OTHER REVENUE | TOTAL REVENUE |            |       |
|    |                      |                  |            |                   |             | COUNTY   | STATE     | FEDERAL FROM STATE | DIRECT FEDERAL |                 |                |               |               |            |       |
| 43 | STEWART              | 1 426            | 297        | 13,233,344        | 253,221     |          | 283,234   | 35,413             |                |                 | 12,088         | 17,454        | 601,410       | 601,410    |       |
| 43 | WINSTED              | 1 427            | 116        | 8,016,666         | 207,439     | 3,449    | 202,737   | 30,617             |                |                 | 6,222          | 3,133         | 453,597       | 453,597    |       |
| 44 | MAHNDMEN             | 1 432            | 941        | 14,167,358        | 410,915     |          | 1,332,382 | 141,017            | 96,496         |                 |                | 155,383       | 2,136,193     | 2,136,193  |       |
| 44 | WAUBUN               | 1 435            | 847        | 13,063,381        | 348,644     | 790      | 1,231,138 | 173,673            | 205,936        | 5,077           | 22,165         | 94,478        | 2,081,901     | 2,081,901  |       |
| 45 | ALVARADO             | 1 436            | 217        | 9,412,668         | 312,199     | 12,996   | 218,532   | 37,528             |                | 4,578           | 7,877          | 23,292        | 617,002       | 617,002    |       |
| 45 | ARGYLE               | 1 437            | 316        | 13,513,876        | 368,924     |          | 296,528   | 49,388             |                | 7,283           | 22,888         | 80,058        | 825,069       | 825,069    |       |
| 45 | MIDDLE RIVER         | 1 440            | 271        | 3,166,593         | 157,241     | 9,940    | 438,870   | 59,825             |                | 13,550          | 12,946         | 11,810        | 704,182       | 704,182    |       |
| 45 | NEWFOLDEN            | 1 441            | 536        | 16,024,048        | 574,866     |          | 506,214   | 114,761            |                |                 | 28,191         | 70,243        | 1,294,275     | 1,294,275  |       |
| 45 | OSLO                 | 1 442            | 406        | 5,176,033         | 217,137     |          | 271,735   | 50,237             |                |                 | 378,327        | 17,350        | 983,179       | 983,179    |       |
| 45 | STEPHEN              | 1 443            | 458        | 19,044,636        | 461,489     |          | 429,667   | 104,372            |                | 9,649           | 23,517         | 40,497        | 1,069,190     | 1,069,190  |       |
| 45 | STRANDQUIST          | 1 444            | 125        | 3,092,567         | 185,926     | 5,309    | 175,051   | 36,967             |                |                 | 4,433          | 5,969         | 413,655       | 413,655    |       |
| 45 | WARREN               | 1 446            | 801        | 24,025,267        | 744,769     |          | 873,799   | 124,195            |                | 6,871           | 39,309         | 45,619        | 1,834,562     | 1,834,562  |       |
| 45 | GRYGLA-GATZKE        | 1 447            | 352        | 4,446,198         | 184,730     | 31,909   | 598,482   | 116,478            |                | 5,423           | 19,030         | 19,955        | 976,007       | 976,007    |       |
| 46 | CEYLON               | 1 451            | 245        | 14,535,785        | 273,023     |          | 180,669   | 17,601             |                |                 | 11,378         | 42,063        | 524,734       | 524,734    |       |
| 46 | EAST CHAIN           | 1 453            | 239        | 15,452,454        | 360,952     | 2,480    | 184,642   | 30,247             |                |                 | 15,835         | 35,097        | 630,253       | 630,253    |       |
| 46 | FAIRMONT             | 1 454            | 2,207      | 67,165,059        | 1,963,195   | 27,517   | 2,277,573 | 169,291            |                | 24,508          | 134,605        | 206,455       | 4,803,144     | 4,803,144  |       |
| 46 | SHERBURN             | 1 456            | 584        | 33,422,147        | 865,400     | 11,147   | 332,733   | 40,123             |                | 5,408           | 39,694         | 69,294        | 1,363,799     | 1,363,799  |       |
| 46 | TRIMONT              | 1 457            | 286        | 19,850,183        | 495,322     | 7,630    | 176,624   | 37,564             |                |                 | 18,452         | 31,924        | 767,517       | 767,517    |       |
| 46 | TRUMAN               | 1 458            | 561        | 33,075,945        | 710,766     |          | 452,233   | 57,424             |                | 6,348           | 26,520         | 56,770        | 1,310,061     | 1,310,061  |       |
| 46 | WELCOME              | 1 459            | 342        | 16,037,538        | 375,222     | 12,719   | 275,455   | 46,870             |                |                 | 19,362         | 36,105        | 765,733       | 765,733    |       |
| 46 | GRANADA-HUNTLEY      | 1 460            | 365        | 22,745,711        | 530,983     |          | 309,151   | 45,934             |                |                 | 22,793         | 55,361        | 964,222       | 964,222    |       |
| 47 | COSMOS               | 1 461            | 354        | 13,045,936        | 293,763     | 6,080    | 407,402   | 47,093             |                |                 | 19,819         | 45,582        | 819,739       | 819,739    |       |
| 47 | EDEN VALLEY-WATKINS  | 1 463            | 980        | 17,372,628        | 508,994     | 46,264   | 1,486,034 | 210,501            |                | 3,182           | 36,019         | 88,090        | 2,379,084     | 2,379,084  |       |
| 47 | GROVE CITY           | 1 464            | 394        | 10,167,774        | 240,574     |          | 490,303   | 46,596             |                |                 | 17,616         | 19,694        | 830,251       | 830,251    |       |
| 47 | LITCHFIELD           | 1 465            | 2,086      | 47,103,772        | 1,183,321   | 31,460   | 2,694,563 | 244,299            |                | 33,811          | 114,896        | 208,957       | 4,511,307     | 4,511,307  |       |
| 47 | DASSEL-COKATO        | 1 466            | 1,710      | 33,570,868        | 875,690     |          | 2,080,296 | 147,587            |                |                 | 2,356          | 81,321        | 3,364,029     | 3,364,029  |       |
| 48 | ISLE-WAHKON          | 1 473            | 512        | 11,444,691        | 389,344     |          | 668,697   | 87,529             |                |                 | 2,406          | 49,629        | 1,226,178     | 1,226,178  |       |
| 48 | PRINCETON            | 1 477            | 2,779      | 35,901,201        | 1,084,253   | 10,746   | 3,993,724 | 254,439            |                | 25,684          | 63,176         | 144,714       | 5,933,183     | 5,933,183  |       |
| 48 | DNAMIA               | 1 480            | 1,031      | 18,146,781        | 656,346     | 21,164   | 1,459,478 | 183,510            | 105,540        |                 | 93,569         | 31,906        | 2,618,974     | 2,618,974  |       |
| 48 | MILACA               | 1 912            | 1,890      | 24,311,605        | 827,846     | 1,779    | 2,892,641 | 206,465            |                |                 | 77,360         | 111,357       | 4,117,449     | 4,117,449  |       |
| 49 | LITTLE FALLS         | 1 482            | 3,593      | 45,602,946        | 1,666,038   | 808      | 5,557,266 | 530,842            | 271,438        |                 | 57,539         | 123,206       | 8,551,629     | 8,551,629  |       |
| 49 | MOTLEY               | 1 483            | 527        | 8,545,994         | 327,056     |          | 732,926   | 98,587             |                |                 | 21,833         | 12,323        | 1,192,725     | 1,192,725  |       |
| 49 | PIERZ                | 1 484            | 981        | 16,444,712        | 383,768     |          | 1,615,688 | 262,874            |                |                 | 20,385         | 157,874       | 2,440,589     | 2,440,589  |       |
| 49 | ROYALTON             | 1 485            | 745        | 9,698,503         | 299,356     | 3,970    | 1,058,562 | 59,540             |                |                 | 30,135         | 83,355        | 1,534,918     | 1,534,918  |       |
| 49 | SWANVILLE            | 1 486            | 445        | 5,590,004         | 146,872     | 5,596    | 651,091   | 71,634             |                |                 | 13,896         | 19,851        | 908,939       | 908,939    |       |
| 49 | UPSALA               | 1 487            | 502        | 5,422,671         | 198,169     |          | 736,671   | 82,422             |                | 1,473           | 18,563         | 55,541        | 1,092,839     | 1,092,839  |       |
| 50 | AUSTIN               | 1 492            | 5,159      | 107,705,573       | 3,264,322   | 31,472   | 7,291,568 | 580,102            |                | 171,720         | 305,542        | 626,595       | 12,271,321    | 12,271,321 |       |
| 50 | GRAND MEADOW         | 1 495            | 439        | 16,253,445        | 333,426     | 23,138   | 469,969   | 63,129             |                | 9,638           | 26,829         | 50,144        | 976,272       | 976,272    |       |
| 50 | LYLE                 | 1 497            | 316        | 11,252,352        | 246,430     | 7,153    | 332,389   | 45,609             |                |                 | 14,283         | 22,326        | 668,189       | 668,189    |       |
| 50 | LE ROY-OSTRANDER     | 1 499            | 473        | 19,999,871        | 384,600     | 7,072    | 524,314   | 45,007             |                |                 | 26,088         | 33,014        | 1,020,094     | 1,020,094  |       |
| 50 | SOUTHLAND            | 1 500            | 859        | 35,482,705        | 677,879     | 9,693    | 1,100,953 | 110,259            |                | 11,137          | 58,216         | 120,462       | 2,088,598     | 2,088,598  |       |
| 51 | SLAYTON              | 1 504            | 1,054      | 29,905,785        | 690,781     |          | 1,270,268 | 172,369            |                | 65,831          |                | 105,370       | 2,304,619     | 2,304,619  |       |
| 51 | FULDA                | 1 505            | 772        | 30,472,363        | 645,878     | 879      | 827,145   | 137,949            |                |                 | 43,265         | 77,504        | 1,732,620     | 1,732,620  |       |
| 51 | CHANDLER-LAKE WILSON | 1 918            | 356        | 16,576,439        | 336,134     |          | 406,760   | 67,377             |                | 1,323           |                | 46,621        | 858,216       | 858,216    |       |
| 52 | NICOLLET             | 1 507            | 390        | 22,058,644        | 760,432     | 24,589   | 144,367   | 84,718             |                |                 | 22,668         | 65,501        | 1,102,274     | 1,102,274  |       |
| 52 | ST. PETER            | 2,052            | 41,749,061 | 1,328,030         |             |          | 2,660,557 | 226,310            |                | 73,827          | 81,690         | 269,414       | 4,639,828     | 4,639,828  |       |
| 53 | ADRIAN               | 1 511            | 757        | 26,132,096        | 515,082     |          | 831,959   | 102,445            |                | 4,923           | 34,492         | 80,079        | 1,568,982     | 1,568,982  |       |
| 53 | BREWSTER             | 1 513            | 290        | 12,827,706        | 262,169     |          | 299,662   | 31,433             |                |                 | 17,108         | 23,495        | 633,867       | 633,867    |       |
| 53 | ELLSWORTH            | 1 514            | 292        | 12,538,123        | 264,139     |          | 305,160   | 42,982             |                | 48              | 20,022         | 35,356        | 667,707       | 667,707    |       |
| 53 | ROUND LAKE           | 1 516            | 228        | 10,596,476        | 214,868     |          | 226,905   | 43,975             |                | 13,360          | 9,661          | 41,220        | 549,989       | 549,989    |       |
| 53 | WORTHINGTON          | 1 518            | 2,731      | 82,257,460        | 1,979,627   |          | 3,328,945 | 348,333            |                | 259,820         | 222,232        | 278,480       | 6,417,437     | 6,417,437  |       |
| 54 | ADA                  | 1 521            | 603        | 23,539,378        | 658,018     |          | 541,878   | 76,758             |                | 8,172           | 34,675         | 91,854        | 1,411,355     | 1,411,355  |       |

TABLE 27 (Continued)  
 GRADED ELEMENTARY AND SECONDARY SCHOOLS  
 CLASSIFICATION OF EXPENDITURES  
 Year Ended June 30, 1979

| CO | DISTRICT NAME        | DISTRICT<br>TYP NBR | CURRENT EXPENDITURES |             |                            |                     |                 |          |                             | TOTAL CURRENT<br>EXPENSE | CAPITAL<br>OUTLAY | DEBT<br>REDEMPTION | TOTAL      |
|----|----------------------|---------------------|----------------------|-------------|----------------------------|---------------------|-----------------|----------|-----------------------------|--------------------------|-------------------|--------------------|------------|
|    |                      |                     | ADMINI-<br>STRATION  | INSTRUCTION | OPERATION &<br>MAINTENANCE | TRANS-<br>PORTATION | SCHOOL<br>LUNCH | INTEREST | OTHER<br>CURRENT<br>EXPENSE |                          |                   |                    |            |
| 43 | STEWART              | 1 426               | 19,715               | 263,527     | 65,523                     | 40,744              | 34,320          | 3,580    | 95,813                      | 523,221                  | 43,114            | 20,000             | 586,335    |
| 43 | MINSTED              | 1 427               | 12,582               | 139,203     | 25,945                     | 40,751              | 13,939          | 8,060    | 168,887                     | 409,368                  | 3,074             | 10,000             | 422,441    |
| 44 | MAHONNEN             | 1 432               | 68,861               | 1,121,711   | 163,310                    | 191,667             | 104,883         | 15,740   | 179,201                     | 1,845,373                | 85,270            | 25,000             | 1,955,643  |
| 44 | HAUBUN               | 1 435               | 74,629               | 1,071,615   | 161,337                    | 148,264             | 103,812         | 9,311    | 167,102                     | 1,736,070                | 61,243            | 20,000             | 1,817,313  |
| 45 | ALVARADO             | 1 436               | 37,735               | 255,303     | 88,233                     | 29,999              | 24,874          | 4,912    | 69,052                      | 534,808                  | 109,190           | 65,000             | 668,998    |
| 45 | ARGYLE               | 1 437               | 45,237               | 314,476     | 70,846                     | 47,939              | 50,482          | 86,318   | 93,402                      | 708,700                  | 38,188            | 65,000             | 811,888    |
| 45 | MIDDLE RIVER         | 1 440               | 36,021               | 303,363     | 44,630                     | 47,863              | 54,063          | 17,260   | 64,639                      | 567,839                  | 39,458            | 15,000             | 622,297    |
| 45 | MEWFOLDEN            | 1 441               | 44,240               | 550,497     | 113,825                    | 116,940             | 83,644          | 59,890   | 133,647                     | 1,102,684                | 37,567            | 80,000             | 1,220,252  |
| 45 | OSLO                 | 1 442               | 47,505               | 345,072     | 67,172                     | 55,347              | 48,788          | 45,688   | 123,377                     | 732,949                  | 46,721            | 60,000             | 839,670    |
| 45 | STEPHEN              | 1 443               | 44,404               | 498,778     | 98,521                     | 56,969              | 59,645          | 14,515   | 87,005                      | 859,837                  | 65,894            | 40,000             | 965,731    |
| 45 | STRANDQUIST          | 1 444               | 30,360               | 176,434     | 36,241                     | 36,141              | 22,868          | 3,754    | 45,165                      | 350,963                  | 16,024            |                    | 366,987    |
| 45 | HARREN               | 1 446               | 57,840               | 804,961     | 145,961                    | 80,940              | 93,317          | 120,490  | 206,601                     | 1,509,973                | 123,852           | 130,000            | 1,763,825  |
| 45 | GRYGLA-GATZKE        | 1 447               | 39,780               | 351,212     | 94,638                     | 83,318              | 60,694          | 30,058   | 85,503                      | 751,203                  | 56,244            | 15,000             | 822,447    |
| 46 | CEYLON               | 1 451               | 40,645               | 248,726     | 66,462                     | 18,959              | 23,241          | 50       | 85,641                      | 483,725                  | 10,904            |                    | 494,629    |
| 46 | EAST CHAIN           | 1 453               | 49,656               | 270,667     | 68,450                     | 35,714              | 35,280          | 9,139    | 59,371                      | 528,276                  | 27,440            |                    | 565,716    |
| 46 | FAIRHORN             | 1 454               | 122,769              | 2,276,830   | 522,564                    | 284,067             | 222,521         | 194,417  | 586,705                     | 4,209,873                | 264,170           | 10,000             | 4,679,043  |
| 46 | SHERBURN             | 1 456               | 49,016               | 589,110     | 117,451                    | 47,827              | 68,016          | 31,632   | 161,604                     | 1,064,656                | 57,985            | 110,000            | 1,232,641  |
| 46 | TRIHOOT              | 1 457               | 44,273               | 357,086     | 78,947                     | 44,331              | 55,520          | 11,325   | 88,749                      | 660,232                  | 26,414            | 35,000             | 721,647    |
| 46 | TRUMAN               | 1 458               | 50,355               | 599,080     | 108,234                    | 104,222             | 70,277          | 21,151   | 98,415                      | 1,051,734                | 80,510            |                    | 1,187,244  |
| 46 | WELCOME              | 1 459               | 32,866               | 364,986     | 56,469                     | 37,194              | 40,037          | 108      | 95,750                      | 627,411                  | 12,346            |                    | 639,756    |
| 46 | GRANADA-HUNTLEY      | 1 460               | 46,150               | 412,347     | 97,389                     | 57,498              | 43,321          | 3,996    | 126,190                     | 786,890                  | 20,950            | 25,000             | 832,840    |
| 47 | COSHOS               | 1 461               | 35,085               | 383,334     | 66,448                     | 69,822              | 37,724          | 5,605    | 102,469                     | 700,487                  | 51,168            | 30,000             | 781,656    |
| 47 | EDEN VALLEY-WATKINS  | 1 463               | 94,410               | 1,140,733   | 180,932                    | 204,708             | 127,362         | 76,368   | 220,793                     | 2,045,304                | 84,296            | 75,000             | 2,204,601  |
| 47 | GROVE CITY           | 1 464               | 36,492               | 410,923     | 58,535                     | 67,966              | 47,245          | 17,043   | 87,650                      | 725,853                  | 23,693            | 35,000             | 784,546    |
| 47 | LITCHFIELD           | 1 465               | 152,945              | 2,383,028   | 420,491                    | 387,699             | 255,034         | 125,328  | 631,878                     | 4,356,403                | 296,650           | 145,000            | 4,798,053  |
| 47 | DASSEL-COKATO        | 1 466               | 81,284               | 1,529,266   | 276,159                    | 181,519             | 178,840         | 121,547  | 323,209                     | 2,691,824                | 72,410            | 184,000            | 2,948,234  |
| 48 | ISLE-MAHONNEN        | 1 473               | 48,862               | 558,933     | 106,231                    | 78,604              | 55,793          | 72,900   | 131,626                     | 1,052,949                | 123,396           | 60,000             | 1,236,345  |
| 48 | PRINCETON            | 1 477               | 173,872              | 2,837,041   | 510,988                    | 507,448             | 260,825         | 159,889  | 755,505                     | 5,205,568                | 239,494           | 230,000            | 5,675,063  |
| 48 | D NAHIA              | 1 480               | 86,105               | 1,297,988   | 201,854                    | 153,371             | 75,477          | 96,255   | 254,224                     | 2,165,274                | 106,036           | 75,000             | 2,346,311  |
| 48 | MILACA               | 1 912               | 101,727              | 1,943,817   | 358,349                    | 330,337             | 195,925         | 166,685  | 451,422                     | 3,548,262                | 77,321            | 118,000            | 3,743,582  |
| 49 | LITTLE FALLS         | 1 482               | 208,116              | 3,666,789   | 701,114                    | 694,320             | 409,721         | 374,731  | 1,239,048                   | 7,292,838                | 430,388           | 260,800            | 7,984,026  |
| 49 | HOTLEY               | 1 483               | 58,581               | 512,755     | 102,166                    | 95,296              | 66,629          | 65,782   | 104,998                     | 1,006,207                | 75,451            | 59,000             | 1,140,658  |
| 49 | PIERZ                | 1 484               | 89,243               | 1,038,433   | 117,042                    | 270,596             | 124,505         | 69,505   | 299,905                     | 2,009,229                | 91,573            | 75,000             | 2,175,802  |
| 49 | ROYALTON             | 1 485               | 36,577               | 634,783     | 145,715                    | 103,023             | 88,872          | 74,245   | 144,781                     | 1,231,996                | 58,691            | 55,000             | 1,345,687  |
| 49 | SHANVILLE            | 1 486               | 39,914               | 521,683     | 108,924                    | 86,283              | 40,613          | 7,230    | 106,789                     | 911,436                  | 16,535            | 15,000             | 942,971    |
| 49 | UPSALA               | 1 487               | 43,112               | 601,143     | 95,817                     | 62,706              | 67,315          | 35,875   | 103,608                     | 1,009,576                | 53,731            | 35,000             | 1,098,307  |
| 50 | AUSTIN               | 1 492               | 398,162              | 7,230,497   | 1,164,606                  | 539,862             | 589,675         | 100,078  | 1,074,849                   | 11,097,730               | 473,694           | 385,000            | 11,956,424 |
| 50 | GRAND MEADON         | 1 495               | 44,224               | 463,343     | 82,529                     | 42,681              | 56,319          | 30,012   | 93,930                      | 815,038                  | 77,690            | 25,000             | 915,727    |
| 50 | LYLE                 | 1 497               | 34,281               | 259,705     | 60,216                     | 31,523              | 47,485          | 10,243   | 73,660                      | 517,112                  | 23,156            | 35,000             | 575,268    |
| 50 | LE ROY-OSTRANDER     | 1 499               | 49,727               | 555,324     | 87,410                     | 50,996              | 49,325          | 1,965    | 124,007                     | 918,753                  | 71,480            | 65,000             | 1,055,233  |
| 50 | SOUTHLAND            | 1 500               | 67,662               | 1,061,303   | 223,142                    | 188,650             | 120,023         | 27,387   | 227,962                     | 1,916,128                | 68,764            | 50,000             | 2,034,892  |
| 51 | SLAYTON              | 1 504               | 71,118               | 1,145,450   | 181,885                    | 144,937             | 114,266         | 23,549   | 311,272                     | 1,992,477                | 64,812            | 90,000             | 2,147,289  |
| 51 | FULDA                | 1 505               | 55,768               | 876,277     | 161,216                    | 132,778             | 97,696          | 44,833   | 174,108                     | 1,542,676                | 476,802           | 20,000             | 2,099,478  |
| 51 | CHANDLER-LAKE WILSON | 1 918               | 41,714               | 432,649     | 85,671                     | 71,334              | 51,943          | 8,328    | 76,147                      | 767,785                  | 40,395            | 20,000             | 828,090    |
| 52 | NICOLLET             | 1 507               | 44,294               | 534,965     | 67,732                     | 107,025             | 45,566          | 2,352    | 97,422                      | 899,355                  | 87,236            | 20,000             | 1,006,591  |
| 52 | ST. PETER            | 1 508               | 140,142              | 2,686,565   | 435,242                    | 236,271             | 165,238         | 112,782  | 498,122                     | 4,274,362                | 160,777           | 185,000            | 4,620,139  |
| 53 | ADRIAN               | 1 511               | 49,938               | 766,346     | 139,841                    | 126,332             | 70,276          | 2,326    | 225,233                     | 1,380,293                | 107,275           | 25,000             | 1,512,568  |
| 53 | BREHSTER             | 1 513               | 32,958               | 289,669     | 64,591                     | 40,598              | 33,676          | 7,080    | 98,615                      | 567,187                  | 14,099            | 20,000             | 601,286    |
| 53 | ELLSWORTH            | 1 514               | 18,425               | 326,373     | 55,835                     | 37,110              | 43,288          | 19,542   | 68,358                      | 568,932                  | 32,350            | 30,000             | 631,282    |
| 53 | ROUND LAKE           | 1 516               | 26,062               | 215,550     | 47,352                     | 37,620              | 33,007          | 4,493    | 95,304                      | 459,388                  | 21,145            | 15,000             | 495,533    |
| 53 | WORTHINGTON          | 1 518               | 240,115              | 3,714,848   | 450,803                    | 289,571             | 366,643         | 29,075   | 771,929                     | 5,862,984                | 212,611           | 117,000            | 6,192,595  |
| 54 | ADA                  | 1 521               | 45,231               | 683,579     | 101,043                    | 56,597              | 75,613          | 84,182   | 158,425                     | 1,204,670                | 118,775           | 90,000             | 1,413,445  |

TABLE 26 (Continued)  
GRADED ELEMENTARY AND SECONDARY SCHOOLS  
CLASSIFICATION OF REVENUES  
Year Ended June 30, 1979

| CD | DISTRICT NAME            | DISTRICT<br>TYP NBR | ENROLL-<br>MENT | TAXABLE<br>VALUATION | REVENUES       |         |       |                        |                    |                   |                  |                  |                   |             | BONDS       | TOTAL |
|----|--------------------------|---------------------|-----------------|----------------------|----------------|---------|-------|------------------------|--------------------|-------------------|------------------|------------------|-------------------|-------------|-------------|-------|
|    |                          |                     |                 |                      | LOCAL<br>TAXES | A I O S |       |                        | OTHER<br>DISTRICTS | SCHOOL<br>LUNCHES | OTHER<br>REVENUE | TOTAL<br>REVENUE |                   |             |             |       |
|    |                          |                     |                 |                      |                | COUNTY  | STATE | FEDERAL<br>FRO M STATE |                    |                   |                  |                  | DIRECT<br>FEDERAL |             |             |       |
| 54 | BORUP                    | 1 522               | 178             | 9,930,840            | 285,307        |         |       | 116,486                | 23,292             |                   | 15,922           | 11,264           | 11,962            | 464,233     | 464,233     |       |
| 54 | GARY                     | 1 523               | 272             | 6,037,836            | 215,163        |         |       | 345,700                | 75,184             |                   | 22,426           | 144,211          | 822,399           | 822,399     | 822,399     |       |
| 54 | HALLSTAD                 | 1 524               | 284             | 10,264,463           | 260,773        | 4,096   |       | 242,646                | 131,690            | 4,628             | 48,387           | 61,335           | 750,088           | 750,088     | 750,088     |       |
| 54 | HENDRUM-PERLEY           | 1 525               | 192             | 10,037,756           | 336,164        | 5,257   |       | 142,390                | 20,869             |                   | 48,022           | 17,203           | 576,534           | 576,534     | 576,534     |       |
| 54 | TWIN VALLEY              | 1 526               | 385             | 7,628,148            | 186,223        | 7,484   |       | 552,489                | 72,932             |                   | 17,867           | 25,321           | 862,316           | 862,316     | 862,316     |       |
| 55 | CHATFIELD                | 1 227               | 1,038           | 23,329,316           | 487,252        |         |       | 1,366,575              | 90,047             |                   | 19,754           | 42,391           | 84,806            | 2,090,825   | 2,090,825   |       |
| 55 | BYRON                    | 1 531               | 1,265           | 19,542,921           | 455,092        | 15,879  |       | 1,676,873              | 101,034            |                   | 2,913            | 78,003           | 146,538           | 2,476,332   | 2,476,332   |       |
| 55 | DOVER-EYOTA              | 1 533               | 823             | 19,462,182           | 421,464        | 11,743  |       | 1,003,608              | 76,721             |                   | 6,253            | 46,620           | 125,214           | 1,689,622   | 1,689,622   |       |
| 55 | STEWARTVILLE             | 1 534               | 1,903           | 34,662,037           | 873,647        |         |       | 2,480,890              | 115,371            |                   | 26,161           | 114,395          | 260,150           | 3,870,614   | 3,870,614   |       |
| 55 | ROCHESTER                | 1 535               | 14,014          | 415,550,917          | 13,792,296     |         |       | 14,539,979             | 1,091,251          | 260,698           | 191,389          | 798,327          | 3,182,293         | 31,856,233  | 31,856,233  |       |
| 56 | BATTLE LAKE              | 1 542               | 662             | 22,786,585           | 530,016        |         |       | 727,832                | 77,776             |                   | 2,056            | 24,687           | 14,563            | 1,376,929   | 1,376,929   |       |
| 56 | DEER CREEK               | 1 543               | 277             | 2,866,007            | 74,542         | 1,454   |       | 370,375                | 43,411             |                   | 1,088            | 7,278            | 26,479            | 524,626     | 524,626     |       |
| 56 | FERGUS FALLS             | 1 544               | 3,617           | 81,999,206           | 2,257,040      |         |       | 4,510,107              | 284,787            |                   | 5,122            | 171,547          | 392,053           | 7,620,655   | 7,620,655   |       |
| 56 | HENNING                  | 1 545               | 604             | 9,930,096            | 221,430        | 1,821   |       | 838,527                | 85,452             |                   | 10,637           | 16,391           | 64,500            | 1,239,317   | 1,239,317   |       |
| 56 | PARKERS PRAIRIE          | 1 547               | 725             | 11,054,736           | 299,625        | 3,637   |       | 1,067,869              | 157,580            |                   | 6,224            | 47,713           | 52,696            | 1,593,513   | 1,593,513   |       |
| 56 | PELICAN RAPIDS           | 1 548               | 1,167           | 30,434,285           | 884,870        |         |       | 1,450,037              | 113,964            |                   |                  | 47,713           | 147,739           | 2,544,323   | 2,544,323   |       |
| 56 | PERHAM                   | 1 549               | 1,320           | 34,837,952           | 849,809        |         |       | 1,696,696              | 204,619            |                   | 26,382           | 51,623           | 99,358            | 2,928,487   | 2,928,487   |       |
| 56 | UNDERWOOD                | 1 550               | 503             | 6,722,184            | 209,686        | 3,385   |       | 1,156,692              | 79,739             |                   | 498              | 22,235           | 41,733            | 1,072,968   | 1,072,968   |       |
| 56 | NEW YORK MILLS           | 1 553               | 811             | 10,417,331           | 440,449        | 2,235   |       | 1,161,245              | 100,005            |                   |                  | 24,871           | 59,884            | 1,788,687   | 1,788,687   |       |
| 57 | GODDRIDGE                | 1 561               | 272             | 5,108,304            | 166,210        | 10,917  |       | 457,655                | 113,971            | 228               | 3,508            | 7,530            | 23,894            | 783,913     | 783,913     |       |
| 57 | THIEF RIVER FALLS        | 1 564               | 2,984           | 54,247,804           | 1,765,507      | 3,68    |       | 3,583,611              | 409,722            |                   | 53,989           | 205,471          | 419,644           | 6,439,311   | 6,439,311   |       |
| 58 | AKOV                     | 1 566               | 464             | 3,932,777            | 154,606        | 6,086   |       | 694,466                | 51,653             |                   | 17,596           | 17,078           | 18,266            | 959,751     | 959,751     |       |
| 58 | FINLAYSON                | 1 570               | 255             | 3,979,463            | 120,004        | 18,352  |       | 370,620                | 32,155             |                   | 7,387            | 10,292           | 44,307            | 603,117     | 603,117     |       |
| 58 | HINCKLEY                 | 1 573               | 866             | 12,111,378           | 470,633        |         |       | 1,294,032              | 95,769             | 13,760            |                  | 40,237           | 141,687           | 2,054,118   | 2,054,118   |       |
| 58 | SANDSTONE                | 1 576               | 710             | 8,570,282            | 286,267        | 10,106  |       | 1,242,513              | 165,463            | 54,009            | 223,038          | 29,141           | 155,513           | 2,168,048   | 2,168,048   |       |
| 58 | HILLON RIVER             | 1 577               | 507             | 6,865,493            | 220,494        | 7,278   |       | 718,340                | 52,087             |                   | 11,116           | 16,885           | 23,054            | 1,049,254   | 1,049,254   |       |
| 58 | PINE CITY                | 1 578               | 1,503           | 24,725,306           | 618,865        |         |       | 2,025,273              | 145,557            |                   | 73,021           | 52,013           | 155,114           | 3,069,843   | 3,069,843   |       |
| 59 | EDGERTON                 | 1 581               | 281             | 18,252,694           | 376,382        |         |       | 313,295                | 79,631             |                   | 7,062            | 17,557           | 57,654            | 851,581     | 851,581     |       |
| 59 | JASPER                   | 1 582               | 398             | 14,089,114           | 291,250        |         |       | 398,233                | 63,607             |                   | 69,348           | 20,823           | 40,384            | 883,644     | 883,644     |       |
| 59 | PIPESTONE                | 1 583               | 1,571           | 38,787,996           | 892,374        |         |       | 1,948,656              | 176,094            |                   |                  | 71,236           | 133,191           | 3,221,552   | 3,221,552   |       |
| 59 | RUTHTON                  | 1 584               | 309             | 9,020,501            | 186,134        |         |       | 366,411                | 69,555             |                   | 35               | 19,839           | 50,249            | 692,223     | 692,223     |       |
| 60 | CLIMAX                   | 1 592               | 264             | 12,225,003           | 479,231        |         |       | 205,632                | 21,071             |                   | 45,185           | 15,850           | 30,905            | 797,874     | 797,874     |       |
| 60 | CROOKSTON                | 1 593               | 2,082           | 57,708,430           | 1,934,067      |         |       | 2,426,222              | 336,862            |                   | 7,783            | 127,384          | 368,366           | 5,202,683   | 5,202,683   |       |
| 60 | EAST GRAND FORKS         | 1 595               | 2,155           | 62,932,677           | 1,560,129      | 58,497  |       | 2,310,174              | 262,263            | 14,190            | 51,107           | 92,715           | 296,175           | 4,645,250   | 4,645,250   |       |
| 60 | ERSKINE                  | 1 597               | 299             | 4,103,277            | 154,216        |         |       | 356,807                | 44,919             |                   | 1,189            | 11,501           | 13,948            | 582,580     | 582,580     |       |
| 60 | FERTILE-BELTRAMI         | 1 599               | 679             | 14,417,675           | 403,592        |         |       | 943,313                | 106,561            |                   | 6,444            | 31,851           | 29,280            | 1,521,041   | 1,521,041   |       |
| 60 | FISHER                   | 1 600               | 297             | 17,111,085           | 339,530        |         |       | 175,334                | 27,929             |                   | 871              | 15,199           | 19,651            | 578,514     | 578,514     |       |
| 60 | FOSSTON                  | 1 601               | 948             | 13,434,422           | 371,878        | 10,827  |       | 1,319,044              | 151,865            | 16,195            | 27,803           | 31,162           | 100,481           | 2,029,255   | 2,029,255   |       |
| 60 | MC INTOSH                | 1 603               | 413             | 7,672,099            | 244,987        | 1,424   |       | 565,239                | 74,202             |                   | 8,366            | 16,600           | 64,690            | 975,507     | 975,507     |       |
| 60 | MENTOR                   | 1 604               | 228             | 5,946,134            | 136,152        |         |       | 255,186                | 57,885             |                   | 5,512            | 5,776            | 31,436            | 491,947     | 491,947     |       |
| 61 | CYRUS                    | 1 611               | 207             | 6,505,857            | 177,248        |         |       | 244,943                | 29,084             |                   | 64               | 12,815           | 39,544            | 503,698     | 503,698     |       |
| 61 | GLENWOOD                 | 1 612               | 1,262           | 26,045,711           | 637,534        | 15,130  |       | 1,582,590              | 141,829            |                   | 44,807           | 136,589          | 2,558,479         | 2,558,479   | 2,558,479   |       |
| 61 | STARBUCK                 | 1 614               | 495             | 12,445,401           | 338,073        | 10      |       | 592,631                | 62,945             |                   | 22,853           | 46,736           | 1,063,248         | 1,063,248   | 1,063,248   |       |
| 61 | VILLARD                  | 1 615               | 264             | 5,105,457            | 109,949        | 8,069   |       | 342,437                | 53,956             |                   | 14,089           | 15,484           | 543,963           | 543,963     | 543,963     |       |
| 62 | MOUNDS VIEW              | 1 621               | 13,662          | 284,108,277          | 11,363,431     | 45,991  |       | 15,925,621             | 936,154            | 11,576            | 103,533          | 783,645          | 1,819,590         | 30,991,542  | 30,991,542  |       |
| 62 | NORTH ST. PAUL-Maplewood | 1 622               | 10,153          | 243,508,920          | 9,400,539      | 266,652 |       | 11,174,937             | 699,532            |                   | 108,422          | 790,853          | 1,482,934         | 23,923,869  | 23,923,869  |       |
| 62 | ROSEVILLE                | 1 623               | 9,509           | 284,977,985          | 10,583,922     | 62,893  |       | 10,530,523             | 694,610            |                   | 19,791           | 543,403          | 1,994,583         | 24,429,725  | 24,429,725  |       |
| 62 | WHITE BEAR LAKE          | 1 624               | 8,426           | 139,955,396          | 5,930,092      | 143,496 |       | 11,762,247             | 574,830            |                   | 57,022           | 432,090          | 688,163           | 19,587,940  | 19,587,940  |       |
| 62 | ST. PAUL                 | 1 625               | 33,834          | 1,129,475,843        | 39,732,962     |         |       | 45,550,224             | 7,759,052          | 1,658,094         | 1,035,892        | 1,450,661        | 14,308,407        | 111,495,293 | 111,495,293 |       |
| 63 | OKLEE                    | 1 627               | 380             | 8,589,688            | 266,568        |         |       | 478,543                | 69,446             |                   | 3,677            | 13,279           | 33,589            | 865,102     | 865,102     |       |
| 63 | PLUMMER                  | 1 628               | 317             | 5,363,352            | 137,211        |         |       | 409,231                | 74,401             |                   | 9,493            | 9,382            | 22,125            | 661,843     | 661,843     |       |
| 63 | RED LAKE FALLS           | 1 630               | 706             | 9,315,696            | 336,724        | 3,585   |       | 1,024,638              | 90,746             |                   | 854              | 31,277           | 52,916            | 1,540,740   | 1,540,740   |       |

TABLE 27 (Continued)  
GRADED ELEMENTARY AND SECONDARY SCHOOLS  
CLASSIFICATION OF EXPENDITURES  
Year Ended June 30, 1979

| CD | DISTRICT NAME            | DISTRICT TYP NBR | CURRENT EXPENDITURES |             |                         |                |              |           |                       | CAPITAL OUTLAY | DEBT REDEMPTION | TOTAL     |                       |
|----|--------------------------|------------------|----------------------|-------------|-------------------------|----------------|--------------|-----------|-----------------------|----------------|-----------------|-----------|-----------------------|
|    |                          |                  | ADMINISTRATION       | INSTRUCTION | OPERATION & MAINTENANCE | TRANSPORTATION | SCHOOL LUNCH | INTEREST  | OTHER CURRENT EXPENSE |                |                 |           | TOTAL CURRENT EXPENSE |
| 54 | BORUP                    | 1 522            | 35-565               | 225,691     | 40,945                  | 24,057         | 39,200       | 7,631     | 30,899                | 403,988        | 34,013          | 10,000    | 448,001               |
| 54 | GARY                     | 1 523            | 44-291               | 301,081     | 78,583                  | 61,747         | 38,194       | 51,212    | 63,524                | 638,631        | 147,019         | 42,000    | 827,650               |
| 54 | HALSTAD                  | 1 524            | 38-802               | 284,910     | 53,400                  | 31,919         | 26,765       | 13,667    | 146,158               | 595,621        | 37,783          | 20,000    | 653,404               |
| 54 | HENDRUM-PERLEY           | 1 525            | 39-737               | 212,458     | 37,876                  | 29,079         | 24,396       | 8,115     | 29,703                | 381,364        | 22,941          | 10,000    | 414,305               |
| 54 | TWIN VALLEY              | 1 526            | 37-685               | 441,820     | 69,806                  | 64,873         | 52,534       | 2,730     | 91,974                | 761,422        | 63,060          | 15,000    | 839,482               |
| 55 | CHAFFIELD                | 1 227            | 50-712               | 1,134,828   | 161,805                 | 174,700        | 73,507       | 11,305    | 263,688               | 1,870,545      | 52,270          | 115,000   | 2,037,815             |
| 55 | BYRON                    | 1 531            | 71-689               | 1,264,169   | 240,107                 | 141,987        | 137,880      | 65,115    | 217,555               | 2,138,502      | 954,266         | 75,000    | 3,167,768             |
| 55 | DOVER-CYOTA              | 1 533            | 65-544               | 875,094     | 181,816                 | 90,899         | 94,177       | 16,830    | 139,633               | 1,463,992      | 221,176         | 40,000    | 1,725,168             |
| 55 | STEWARTVILLE             | 1 534            | 100-597              | 2,016,313   | 260,245                 | 211,757        | 214,124      | 74,767    | 334,053               | 3,211,855      | 1,070,728       | 120,000   | 4,402,584             |
| 55 | ROCHESTER                | 1 535            | 729-748              | 19,434,868  | 2,905,417               | 1,425,781      | 1,559,563    | 443,666   | 2,390,881             | 28,889,924     | 2,535,165       | 1,811,732 | 33,236,821            |
| 56 | BATTLE LAKE              | 1 542            | 51-994               | 781,560     | 123,637                 | 101,950        | 59,511       | 24,170    | 99,978                | 1,242,800      | 70,521          | 48,000    | 1,361,321             |
| 56 | DEER CREEK               | 1 543            | 37-296               | 263,085     | 32,958                  | 22,457         | 33,709       | 3,575     | 67,457                | 460,536        | 4,494           | 10,000    | 475,030               |
| 56 | FERGUS FALLS             | 1 544            | 151-416              | 4,142,979   | 714,176                 | 406,797        | 286,307      | 139,185   | 1,082,162             | 6,923,023      | 522,042         | 24,000    | 7,685,065             |
| 56 | HENNING                  | 1 545            | 52-721               | 655,224     | 99,888                  | 78,280         | 63,277       | 6,958     | 140,775               | 1,097,122      | 57,081          | 20,000    | 1,174,203             |
| 56 | PARKERS PRAIRIE          | 1 547            | 59-012               | 800,697     | 110,170                 | 130,069        | 99,359       | 42,848    | 135,662               | 1,377,837      | 87,020          | 41,229    | 1,506,086             |
| 56 | PELICAN RAPIDS           | 1 548            | 79-758               | 1,197,399   | 211,562                 | 238,486        | 110,059      | 95,821    | 236,011               | 2,169,096      | 220,696         | 16,000    | 2,549,792             |
| 56 | PERHAM                   | 1 549            | 71-571               | 1,457,168   | 173,516                 | 288,664        | 168,601      | 17,494    | 305,188               | 2,482,202      | 238,517         | 55,184    | 2,775,903             |
| 56 | UNDERWOOD                | 1 550            | 50-550               | 495,978     | 93,187                  | 70,196         | 74,535       | 49,817    | 111,599               | 945,861        | 80,504          | 28,000    | 1,054,366             |
| 56 | NEW YORK MILLS           | 1 553            | 68-638               | 769,353     | 144,223                 | 92,610         | 82,506       | 32,483    | 183,999               | 1,373,811      | 91,706          | 60,000    | 1,525,517             |
| 57 | GOODRIDGE                | 1 561            | 42-516               | 359,201     | 66,972                  | 51,707         | 3,495        | 92,025    | 682,874               | 27,741         | 15,000          | 725,615   |                       |
| 57 | THIEF RIVER FALLS        | 1 564            | 216-076              | 2,909,517   | 723,077                 | 314,186        | 365,492      | 51,753    | 1,034,782             | 5,614,882      | 376,288         | 130,000   | 6,121,171             |
| 58 | ASKOV                    | 1 566            | 45-039               | 462,833     | 111,219                 | 58,215         | 46,839       | 24,470    | 94,114                | 842,728        | 62,719          | 25,000    | 930,447               |
| 58 | FINLAYSON                | 1 570            | 48-233               | 264,058     | 37,615                  | 47,516         | 33,484       | 66,192    | 497,097               | 31,120         | 90,000          | 528,218   |                       |
| 58 | HINCKLEY                 | 1 573            | 50-062               | 802,438     | 141,548                 | 116,864        | 102,148      | 57,273    | 172,262               | 1,442,596      | 47,054          | 17,000    | 1,579,649             |
| 58 | SANDSTONE                | 1 576            | 75-605               | 870,377     | 103,613                 | 132,944        | 76,649       | 172,201   | 433,591               | 1,864,981      | 1,395,339       | 17,000    | 3,277,320             |
| 58 | WILLOW RIVER             | 1 577            | 45-858               | 503,284     | 89,054                  | 92,819         | 48,628       | 3,975     | 915,776               | 65,241         | 25,000          | 1,006,017 |                       |
| 58 | PINE CITY                | 1 578            | 102-782              | 1,567,372   | 188,765                 | 230,167        | 142,161      | 10,834    | 291,068               | 2,533,149      | 1,090,814       | 40,000    | 3,663,963             |
| 59 | EDGERTON                 | 1 581            | 58-799               | 456,458     | 77,533                  | 99,383         | 34,950       | 28,715    | 96,068                | 851,906        | 11,802          | 30,000    | 893,708               |
| 59 | JASPER                   | 1 582            | 43-573               | 415,854     | 68,824                  | 57,869         | 39,127       | 9,945     | 101,624               | 736,816        | 15,685          | 30,000    | 782,500               |
| 59 | PIPESTONE                | 1 583            | 97-208               | 1,812,480   | 318,924                 | 196,528        | 148,385      | 19,898    | 336,086               | 2,929,509      | 107,907         | 70,000    | 3,107,415             |
| 59 | RUTHTON                  | 1 584            | 37-640               | 325,926     | 54,509                  | 45,010         | 45,158       | 5,185     | 74,895                | 588,324        | 46,150          | 25,000    | 659,474               |
| 60 | CLIMAX                   | 1 592            | 42-951               | 298,985     | 75,808                  | 51,286         | 36,255       | 4,450     | 76,440                | 586,175        | 12,145          | 20,000    | 618,320               |
| 60 | CROOKSTON                | 1 593            | 147-278              | 2,467,424   | 497,090                 | 155,785        | 276,196      | 226,738   | 706,572               | 4,477,264      | 1,524,148       | 225,000   | 6,226,412             |
| 60 | EAST GRAND FORKS         | 1 595            | 226-724              | 2,363,268   | 416,605                 | 141,332        | 213,020      | 86,165    | 685,008               | 4,132,122      | 150,399         | 137,000   | 4,419,521             |
| 60 | ERSKINE                  | 1 597            | 40-217               | 296,258     | 76,843                  | 39,810         | 36,250       | 6,584     | 68,290                | 564,252        | 35,974          | 7,000     | 607,226               |
| 60 | FERTILE-BELTRAMI         | 1 599            | 54-932               | 719,570     | 126,487                 | 109,984        | 81,048       | 33,866    | 183,805               | 1,309,692      | 35,800          | 45,000    | 1,390,492             |
| 60 | FISHER                   | 1 600            | 40-790               | 314,577     | 59,467                  | 34,682         | 37,388       | 4,874     | 52,822                | 544,600        | 40,528          | 10,000    | 595,128               |
| 60 | FOSSTON                  | 1 601            | 54-553               | 1,101,540   | 152,623                 | 121,743        | 105,424      | 14,484    | 281,232               | 1,831,599      | 146,727         | 28,413    | 2,006,739             |
| 60 | MC INTOSH                | 1 603            | 43-744               | 400,668     | 78,057                  | 51,386         | 50,025       | 1,227     | 101,759               | 726,865        | 83,164          | 12,000    | 822,029               |
| 60 | MENTOR                   | 1 604            | 37-607               | 250,627     | 40,066                  | 27,583         | 35,552       | 27,583    | 69,831                | 461,266        | 40,795          | 502,061   |                       |
| 61 | CYRUS                    | 1 611            | 33-227               | 239,084     | 45,813                  | 26,591         | 33,724       | 580       | 67,560                | 446,579        | 15,931          | 20,000    | 482,510               |
| 61 | GLENWOOD                 | 1 612            | 82-375               | 1,340,441   | 192,387                 | 184,915        | 124,774      | 10,115    | 320,714               | 2,255,721      | 109,647         | 35,000    | 2,400,368             |
| 61 | STARBUCK                 | 1 614            | 49-042               | 521,763     | 71,185                  | 60,861         | 78,437       | 16,102    | 68,692                | 866,082        | 27,812          | 35,000    | 928,894               |
| 61 | VILLARD                  | 1 615            | 42-005               | 275,687     | 50,144                  | 31,583         | 35,211       | 586       | 63,442                | 498,660        | 25,201          | 10,000    | 533,861               |
| 62 | MOUNDS VIEW              | 1 621            | 768-440              | 17,448,865  | 2,622,532               | 1,299,030      | 1,387,641    | 928,909   | 3,520,533             | 27,975,950     | 2,190,539       | 905,000   | 31,071,489            |
| 62 | NORTH ST. PAUL-MAPLEWOOD | 1 622            | 370-205              | 12,988,359  | 2,065,350               | 1,052,482      | 1,105,382    | 652,441   | 2,937,665             | 21,171,884     | 939,853         | 671,000   | 22,782,737            |
| 62 | ROSEVILLE                | 1 623            | 533-775              | 14,253,068  | 2,327,050               | 893,184        | 1,072,895    | 1,143,242 | 2,625,896             | 22,849,110     | 668,774         | 950,000   | 24,467,884            |
| 62 | WHITE BEAR LAKE          | 1 624            | 512-608              | 10,851,661  | 1,520,093               | 611,848        | 830,587      | 447,290   | 2,465,586             | 17,239,673     | 786,596         | 960,000   | 18,986,269            |
| 62 | ST. PAUL                 | 1 625            | 3,596-410            | 54,484,470  | 9,844,041               | 4,100,256      | 3,932,295    | 4,161,538 | 16,382,129            | 96,501,137     | 10,131,235      | 5,884,705 | 112,517,077           |
| 63 | OKLEE                    | 1 627            | 49-458               | 391,132     | 78,383                  | 58,446         | 44,911       | 34,313    | 119,996               | 776,639        | 57,136          | 15,000    | 848,775               |
| 63 | PLUMMER                  | 1 628            | 49-037               | 337,089     | 53,493                  | 40,955         | 48,025       | 9,363     | 67,572                | 605,534        | 42,986          | 15,000    | 663,520               |
| 63 | RED LAKE FALLS           | 1 630            | 64-711               | 708,294     | 108,098                 | 84,099         | 80,868       | 27,825    | 214,403               | 1,288,298      | 69,124          | 40,000    | 1,397,422             |

TABLE 26 (Continued)  
GRADED ELEMENTARY AND SECONDARY SCHOOLS  
CLASSIFICATION OF REVENUES  
Year Ended June 30, 1979

| CD | DISTRICT NAME      | DISTRICT TYP NBR | ENROLLMENT | TAXABLE VALUATION | LOCAL TAXES | REVENUES |            |                    |                |                 |                |               | BONDS      | TOTAL     |               |
|----|--------------------|------------------|------------|-------------------|-------------|----------|------------|--------------------|----------------|-----------------|----------------|---------------|------------|-----------|---------------|
|    |                    |                  |            |                   |             | A I D S  |            |                    |                | OTHER DISTRICTS | SCHOOL LUNCHES | OTHER REVENUE |            |           | TOTAL REVENUE |
|    |                    |                  |            |                   |             | COUNTY   | STATE      | FEDERAL FROM STATE | DIRECT FEDERAL |                 |                |               |            |           |               |
| 64 | BELVIEW            | 1 631            | 228        | 10,088,703        | 228,701     |          | 229,174    | 24,690             |                |                 | 11,709         | 15,883        | 510,157    |           | 510,157       |
| 64 | LAMBERTON          | 1 633            | 454        | 17,388,441        | 352,373     | 1-042    | 479,768    | 57,557             |                | 1,869           | 25,384         | 37,250        | 955,243    |           | 955,243       |
| 64 | MILROY             | 1 635            | 229        | 11,354,302        | 262,992     |          | 209,007    | 26,601             |                | 23,335          | 20,602         | 21,651        | 564,188    |           | 564,188       |
| 64 | MORGAN             | 1 636            | 356        | 22,016,876        | 484,498     |          | 287,996    | 63,593             |                |                 | 24,496         | 51,089        | 911,672    |           | 911,672       |
| 64 | REDWOOD FALLS      | 1 637            | 1,515      | 38,173,783        | 908,370     |          | 1,640,208  | 158,458            |                | 12,493          | 56,896         | 168,383       | 2,944,808  |           | 2,944,808     |
| 64 | SANBORN            | 1 638            | 324        | 13,699,775        | 281,568     |          | 317,228    | 45,552             |                |                 | 840            | 34,861        | 701,512    |           | 701,512       |
| 64 | WABASSO            | 1 640            | 797        | 32,918,274        | 662,308     |          | 843,448    | 144,410            |                | 71,516          | 34,259         | 35,266        | 1,791,207  |           | 1,791,207     |
| 64 | WALNUT GROVE       | 1 641            | 341        | 19,610,256        | 372,787     |          | 262,276    | 66,775             |                | 19,642          | 19,378         | 27,947        | 768,806    |           | 768,806       |
| 65 | BIRD ISLAND        | 1 646            | 519        | 22,316,729        | 589,700     |          | 633,951    | 97,452             |                | 32,216          | 22,823         | 75,799        | 1,451,941  |           | 1,451,941     |
| 65 | BUFFALO LAKE       | 1 647            | 340        | 16,608,339        | 337,047     | 1-237    | 314,161    | 40,886             |                |                 | 23,054         | 68,741        | 784,326    |           | 784,326       |
| 65 | DANUBE             | 1 648            | 400        | 16,283,909        | 355,534     |          | 444,692    | 39,403             |                | 8,051           | 18,282         | 61,625        | 927,588    |           | 927,588       |
| 65 | FAIRFAX            | 1 649            | 398        | 20,481,977        | 511,823     | 6-420    | 410,212    | 60,731             |                | 6,986           | 18,556         | 13,719        | 1,158,447  |           | 1,158,447     |
| 65 | FRANKLIN           | 1 650            | 183        | 9,587,878         | 218,522     |          | 166,741    | 38,909             |                | 1,320           | 10,736         | 12,611        | 448,839    |           | 448,839       |
| 65 | HECTOR             | 1 651            | 544        | 22,280,073        | 487,757     |          | 538,188    | 37,166             |                | 29,396          | 28,019         | 44,601        | 1,165,128  |           | 1,165,128     |
| 65 | MORTON             | 1 652            | 281        | 8,444,207         | 215,611     |          | 331,846    | 38,939             | 18,769         | 7,768           | 15,297         | 27,286        | 655,516    |           | 655,516       |
| 65 | DELVTA             | 1 653            | 808        | 25,500,491        | 644,852     | 2-540    | 844,144    | 85,073             |                | 24,308          | 37,879         | 75,582        | 1,714,378  |           | 1,714,378     |
| 65 | RENVILLE           | 1 654            | 465        | 27,676,983        | 671,791     | 12-516   | 264,307    | 41,503             |                | 61,913          | 24,164         | 68,056        | 1,144,250  |           | 1,144,250     |
| 65 | SACRED HEART       | 1 655            | 311        | 13,528,118        | 319,827     |          | 303,133    | 40,367             |                | 29,828          | 24,863         | 21,653        | 729,671    |           | 729,671       |
| 66 | FARBADULT          | 1 656            | 4,793      | 98,554,761        | 2,442,630   |          | 6,093,184  | 615,450            |                | 495,995         | 354,412        | 10,001,672    | 10,001,672 |           | 10,001,672    |
| 66 | MORRISTOWN         | 1 657            | 369        | 8,293,036         | 169,441     | 25-669   | 433,820    | 36,865             |                |                 | 126,194        | 791,989       | 2,172,209  | 1,380,220 | 2,172,209     |
| 66 | NORTHFIELD         | 1 659            | 3,060      | 73,624,809        | 2,234,779   | 5-320    | 3,751,171  | 194,242            |                | 71,120          | 596,077        | 6,852,709     | 6,852,709  |           | 6,852,709     |
| 67 | MAGNOLIA           | 1 669            | 164        | 9,314,159         | 246,439     |          | 109,787    | 14,451             |                |                 | 11,949         | 20,792        | 403,418    |           | 403,418       |
| 67 | LIVERNE            | 1 670            | 1,479      | 42,347,744        | 960,810     |          | 1,651,287  | 131,856            |                | 11,332          | 82,361         | 186,325       | 3,023,971  |           | 3,023,971     |
| 67 | HILLS-BEAVER CREEK | 1 671            | 477        | 16,925,713        | 386,796     |          | 559,004    | 50,955             |                |                 | 31,424         | 22,333        | 1,050,512  |           | 1,050,512     |
| 68 | BADGER             | 1 676            | 283        | 4,745,323         | 109,020     | 3-866    | 349,887    | 38,886             |                | 1,976           | 9,307          | 6,408         | 519,349    |           | 519,349       |
| 68 | GREENBUSH          | 1 678            | 584        | 9,514,496         | 248,527     | 9-047    | 807,887    | 74,808             |                | 1,616           | 25,038         | 46,303        | 1,213,226  |           | 1,213,226     |
| 68 | ROSEAU             | 1 682            | 1,407      | 24,998,682        | 791,347     |          | 2,054,087  | 152,168            |                | 103,792         | 62,816         | 169,978       | 3,334,188  |           | 3,334,188     |
| 68 | WARROAD            | 1 690            | 765        | 10,038,088        | 338,525     |          | 1,051,201  | 82,083             |                | 5,141           | 26,043         | 124,027       | 1,627,021  |           | 1,627,021     |
| 69 | AURORA-HOYT LAKES  | 1 691            | 2,062      | 25,388,532        | 455,210     | 2-554    | 3,466,946  | 127,793            | 9,260          | 8,512           | 9,800          | 207,347       | 4,287,422  |           | 4,287,422     |
| 69 | BABBITT            | 1 692            | 1,372      | 8,899,827         | 297,012     |          | 2,639,244  | 74,233             |                | 7,449           | 52,125         | 121,257       | 3,191,319  |           | 3,191,319     |
| 69 | BIWABIK            | 1 693            | 718        | 13,896,702        | 381,269     | 549      | 1,088,243  | 65,641             |                | 78,751          | 38,647         | 1,653,100     | 1,653,100  |           | 1,653,100     |
| 69 | BUHL               | 1 694            | 491        | 5,760,805         | 258,007     | 1-116    | 818,431    | 49,814             |                | 472             | 19,637         | 123,226       | 1,269,702  |           | 1,269,702     |
| 69 | CHISHOLM           | 1 695            | 1,340      | 18,236,427        | 610,485     | 463      | 1,944,010  | 78,505             | 6,214          | 77,221          | 74,977         | 2,791,876     | 2,791,876  |           | 2,791,876     |
| 69 | ELY                | 1 696            | 1,380      | 18,477,664        | 389,174     |          | 2,074,451  | 72,311             | 14,576         | 241,481         | 59,838         | 123,329       | 2,975,159  |           | 2,975,159     |
| 69 | EVELETH            | 1 697            | 1,522      | 22,560,884        | 575,580     | 9        | 2,379,625  | 72,049             | 2,815          | 82,885          | 24,712         | 110,807       | 3,248,482  |           | 3,248,482     |
| 69 | FLOODWOOD          | 1 698            | 470        | 9,016,627         | 375,181     |          | 583,822    | 96,105             |                |                 | 20,730         | 31,420        | 1,107,259  |           | 1,107,259     |
| 69 | GILBERT            | 1 699            | 726        | 10,097,662        | 323,199     |          | 1,125,250  | 48,703             |                | 23,176          | 20,336         | 59,624        | 1,600,288  |           | 1,600,288     |
| 69 | HERMANTOWN         | 1 700            | 1,779      | 27,348,908        | 1,045,685   | 478      | 2,152,522  | 132,280            | 77,003         | 1,992           | 101,287        | 109,925       | 3,621,172  |           | 3,621,172     |
| 69 | HIBBING            | 1 701            | 4,450      | 64,534,201        | 1,648,999   | 47       | 6,681,908  | 283,317            | 13,087         |                 | 20,676         | 532,493       | 9,180,528  |           | 9,180,528     |
| 69 | MOUNTAIN IRON      | 1 703            | 896        | 11,998,633        | 128,921     |          | 1,813,860  | 39,409             |                |                 | 30,063         | 57,012        | 2,162,625  |           | 2,162,625     |
| 69 | PROCTOR            | 1 704            | 2,545      | 27,706,619        | 800,876     |          | 3,963,107  | 253,154            | 22,567         | 38,344          | 124,656        | 424,767       | 5,627,471  |           | 5,627,471     |
| 69 | VIRGINIA           | 1 706            | 2,476      | 50,819,958        | 1,282,605   | 801      | 3,642,121  | 326,442            |                |                 | 15,923         | 458,665       | 5,926,613  |           | 5,926,613     |
| 69 | NETT LAKE          | 1 707            | 63         | 23,648            | 8,811       |          | 352,629    | 130,809            | 199,869        |                 | 552            | 11,565        | 704,234    |           | 704,234       |
| 69 | TOWER-SUDAN        | 1 708            | 578        | 18,148,043        | 188,011     |          | 563,874    | 74,469             |                | 7,393           | 25,758         | 29,822        | 925,305    |           | 925,305       |
| 69 | DULUTH             | 1 709            | 17,289     | 307,285,613       | 12,081,957  | 223,696  | 23,928,199 | 2,934,321          | 504,763        | 329,862         | 744,176        | 1,079,958     | 40,926,931 |           | 40,926,931    |
| 69 | ST. LOUIS COUNTY   | 1 710            | 3,184      | 46,050,819        | 1,183,282   | 54,432   | 4,906,793  | 333,928            | 73,280         | 205,686         | 147,869        | 368,915       | 7,274,184  |           | 7,274,184     |
| 70 | BELLE PLAINE       | 1 716            | 1,030      | 23,633,204        | 651,079     |          | 1,197,329  | 74,662             |                | 8,960           | 39,377         | 107,660       | 2,079,067  |           | 2,079,067     |
| 70 | JORDAN             | 1 717            | 1,271      | 21,013,696        | 747,284     |          | 1,737,203  | 131,104            |                | 5,056           | 69,025         | 148,500       | 2,838,272  |           | 2,838,272     |
| 70 | PRIOR LAKE         | 1 719            | 2,888      | 47,759,029        | 1,460,674   |          | 3,675,949  | 148,880            |                | 17,416          | 181,525        | 551,393       | 6,035,837  | 3,800,019 | 9,835,856     |
| 70 | SHAKOPEE           | 1 720            | 2,700      | 60,679,911        | 2,431,836   |          | 3,082,632  | 171,355            |                | 48,499          | 149,580        | 222,280       | 6,106,181  |           | 6,106,181     |
| 70 | NEW PRAGUE         | 1 721            | 2,086      | 46,737,665        | 1,429,642   | 5-516    | 2,685,277  | 138,034            |                | 14,085          | 118,952        | 167,795       | 4,559,302  |           | 4,559,302     |
| 71 | BECKER             | 1 726            | 789        | 101,750,654       | 2,603,150   | 8-344    | 70,864     | 50,059             |                | 3,455           | 35,547         | 285,140       | 3,056,559  |           | 3,056,559     |

TABLE 27 (Continued)  
GRADED ELEMENTARY AND SECONDARY SCHOOLS  
CLASSIFICATION OF EXPENDITURES  
Year Ended June 30, 1979

| CO | DISTRICT NAME      | DISTRICT TYP NBR | CURRENT EXPENDITURES |             |                         |                 |              |          |                       |            | TOTAL CURRENT EXPENSE | CAPITAL OUTLAY | DEBT REDEMPTION | TOTAL |
|----|--------------------|------------------|----------------------|-------------|-------------------------|-----------------|--------------|----------|-----------------------|------------|-----------------------|----------------|-----------------|-------|
|    |                    |                  | ADMINI-STRATION      | INSTRUCTION | OPERATION & MAINTENANCE | TRANS-PORTATION | SCHOOL LUNCH | INTEREST | OTHER CURRENT EXPENSE |            |                       |                |                 |       |
| 64 | BELVIEW            | 1 631            | 33,829               | 255,295     | 44,808                  | 33,587          | 27,638       | 3,171    | 64,281                | 462,609    | 27,963                | 20,000         | 510,572         |       |
| 64 | LAMBERTON          | 1 633            | 36,212               | 503,537     | 71,314                  | 54,152          | 55,247       | 31,493   | 75,113                | 827,068    | 42,192                | 25,000         | 894,260         |       |
| 64 | MILROY             | 1 635            | 27,242               | 203,011     | 63,903                  | 36,496          | 30,734       | 12,537   | 71,671                | 445,594    | 40,943                | 25,000         | 511,537         |       |
| 64 | MORGAN             | 1 636            | 42,548               | 434,637     | 71,363                  | 70,488          | 41,773       | 17,045   | 77,495                | 755,349    | 30,930                | 35,000         | 821,279         |       |
| 64 | REDWOOD FALLS      | 1 637            | 97,570               | 1,619,272   | 210,825                 | 121,644         | 169,126      | 20,550   | 432,972               | 2,671,960  | 152,327               | 70,000         | 2,894,287       |       |
| 64 | SANBORN            | 1 638            | 39,625               | 309,731     | 56,425                  | 42,557          | 40,273       | 322      | 61,294                | 550,227    | 67,837                |                | 618,064         |       |
| 64 | WABASSO            | 1 640            | 63,484               | 1,139,094   | 126,967                 | 133,065         | 76,742       | 33,951   | 150,061               | 1,723,364  | 96,867                | 40,000         | 1,860,231       |       |
| 64 | WALNUT GROVE       | 1 641            | 36,180               | 362,892     | 57,343                  | 36,972          | 50,569       | 6,519    | 93,998                | 644,473    | 25,218                | 25,000         | 694,691         |       |
| 65 | BIRD ISLAND        | 1 646            | 62,833               | 742,426     | 145,889                 | 107,734         | 63,177       | 24,613   | 150,050               | 1,296,722  | 41,586                | 50,890         | 1,389,198       |       |
| 65 | BUFFALO LAKE       | 1 647            | 47,484               | 354,835     | 66,468                  | 34,104          | 42,012       | 1,666    | 106,122               | 652,691    | 15,264                | 39,000         | 706,955         |       |
| 65 | DANUBE             | 1 648            | 51,824               | 505,300     | 73,641                  | 55,005          | 40,979       |          | 119,270               | 846,019    | 66,124                |                | 912,143         |       |
| 65 | FAIRFAX            | 1 649            | 47,224               | 418,270     | 76,778                  | 80,931          | 55,777       | 113,280  | 166,285               | 958,545    | 91,941                | 70,000         | 1,120,486       |       |
| 65 | FRANKLIN           | 1 650            | 27,772               | 247,815     | 46,577                  | 23,481          | 28,595       | 3,221    | 39,841                | 417,302    | 10,667                | 30,000         | 457,969         |       |
| 65 | HECTOR             | 1 651            | 50,842               | 544,144     | 114,042                 | 58,542          | 40,489       | 34,115   | 125,524               | 968,698    | 78,735                | 55,000         | 1,102,432       |       |
| 65 | MORTON             | 1 652            | 50,599               | 324,171     | 53,702                  | 23,356          | 34,781       | 504      | 82,765                | 569,878    | 20,642                |                | 590,520         |       |
| 65 | OLIVIA             | 1 653            | 58,258               | 820,007     | 150,615                 | 86,259          | 88,178       | 40,680   | 225,453               | 1,469,450  | 67,101                | 100,000        | 1,636,551       |       |
| 65 | RENVILLE           | 1 654            | 47,254               | 541,401     | 116,471                 | 58,939          | 55,937       | 9,458    | 156,509               | 985,968    | 48,498                | 44,000         | 1,078,466       |       |
| 65 | SACRED HEART       | 1 655            | 20,607               | 371,977     | 68,307                  | 37,791          | 44,892       | 15,328   | 91,710                | 650,812    | 27,157                | 35,000         | 712,969         |       |
| 66 | FARIBAULT          | 1 656            | 178,463              | 6,313,604   | 954,347                 | 504,678         | 176,168      | 78,178   | 1,042,950             | 9,248,387  | 446,026               | 205,000        | 9,899,412       |       |
| 66 | MORRISTOWN         | 1 657            | 42,721               | 341,761     | 93,088                  | 42,220          | 33,456       | 2,832    | 93,968                | 653,046    | 1,530,618             | 15,000         | 2,198,664       |       |
| 66 | NORTHFIELD         | 1 659            | 207,612              | 3,732,803   | 570,406                 | 440,817         | 258,134      | 173,346  | 631,728               | 6,014,846  | 326,316               | 225,000        | 6,566,162       |       |
| 67 | MAGNOLIA           | 1 669            | 29,312               | 193,863     | 44,068                  | 29,227          | 25,041       | 1,015    | 38,807                | 361,334    | 12,364                | 5,000          | 378,698         |       |
| 67 | LUVERNE            | 1 670            | 80,269               | 1,522,060   | 257,460                 | 130,179         | 154,135      | 33,755   | 325,592               | 2,503,450  | 161,663               | 90,000         | 2,755,113       |       |
| 67 | HILLS-BEAVER CREEK | 1 671            | 52,804               | 566,667     | 100,216                 | 61,377          | 51,873       | 3,079    | 134,283               | 970,298    | 38,239                | 10,000         | 1,018,537       |       |
| 68 | BADGER             | 1 676            | 37,069               | 294,463     | 54,601                  | 42,676          | 32,022       | 2,444    | 64,205                | 527,482    | 33,668                | 10,000         | 571,149         |       |
| 68 | GREENBUSH          | 1 678            | 39,500               | 591,550     | 88,645                  | 86,734          | 82,255       | 11,840   | 148,138               | 1,048,662  | 25,913                | 30,000         | 1,104,575       |       |
| 68 | ROSEAU             | 1 682            | 93,659               | 1,635,586   | 234,845                 | 240,039         | 140,118      | 33,003   | 489,210               | 2,866,459  | 213,107               | 60,000         | 3,139,566       |       |
| 68 | WARRDAD            | 1 690            | 79,836               | 830,111     | 154,159                 | 94,737          | 77,897       | 19,340   | 162,651               | 1,418,730  | 138,192               | 45,000         | 1,601,922       |       |
| 69 | AURORA-HOYT LAKES  | 1 691            | 145,051              | 2,298,658   | 556,972                 | 242,606         | 151,131      |          | 572,185               | 3,966,603  | 262,690               |                | 4,229,293       |       |
| 69 | BABBITT            | 1 692            | 109,133              | 1,443,693   | 356,135                 | 165,220         | 120,081      | 37,564   | 421,926               | 2,653,752  | 35,346                | 150,000        | 2,839,098       |       |
| 69 | BIWABIK            | 1 693            | 79,917               | 954,197     | 181,451                 | 79,823          | 64,488       |          | 204,602               | 1,564,476  | 47,500                |                | 1,611,975       |       |
| 69 | BUHL               | 1 694            | 65,262               | 669,228     | 134,479                 | 72,211          | 51,138       | 18,655   | 125,218               | 1,136,192  | 19,269                | 15,000         | 1,170,461       |       |
| 69 | CHISHOLM           | 1 695            | 92,703               | 1,441,555   | 451,060                 | 98,945          | 41,677       | 19,727   | 474,986               | 2,620,653  | 86,668                | 20,000         | 2,727,321       |       |
| 69 | ELY                | 1 696            | 131,285              | 1,574,265   | 319,373                 | 81,759          | 105,417      |          | 373,350               | 2,585,449  | 229,101               |                | 2,814,550       |       |
| 69 | EVELETH            | 1 697            | 85,155               | 1,529,382   | 353,713                 | 215,757         | 63,403       |          | 439,519               | 2,686,928  | 195,545               |                | 2,882,473       |       |
| 69 | FLOODWOOD          | 1 698            | 65,098               | 484,070     | 108,303                 | 64,925          | 46,933       | 51,233   | 137,282               | 957,843    | 15,718                | 45,000         | 1,018,561       |       |
| 69 | GILBERT            | 1 699            | 95,163               | 873,392     | 234,667                 | 100,400         | 61,546       | 747      | 289,148               | 1,655,063  | 64,018                | 3,000          | 1,722,081       |       |
| 69 | HERMANTOWN         | 1 700            | 130,726              | 1,927,153   | 312,285                 | 287,758         | 202,793      | 27,222   | 370,829               | 3,258,766  | 200,242               | 80,000         | 3,539,008       |       |
| 69 | HIBBING            | 1 701            | 236,682              | 5,393,255   | 1,292,571               | 560,557         | 108,647      |          | 1,200,651             | 8,792,364  | 478,201               |                | 9,270,565       |       |
| 69 | MOUNTAIN IRON      | 1 703            | 76,652               | 1,125,950   | 199,619                 | 142,566         | 57,877       |          | 323,361               | 1,926,025  | 53,942                |                | 1,979,967       |       |
| 69 | PROCTOR            | 1 704            | 141,753              | 2,614,582   | 455,790                 | 479,428         | 220,247      | 11,594   | 617,369               | 4,540,762  | 312,870               | 6,000          | 4,859,632       |       |
| 69 | VIRGINIA           | 1 706            | 176,323              | 2,997,107   | 708,389                 | 202,191         | 165,495      | 7,125    | 940,632               | 5,197,262  | 258,438               | 125,051        | 5,580,751       |       |
| 69 | NETT LAKE          | 1 707            | 55,121               | 161,083     | 35,080                  | 19,679          | 21,455       |          | 173,901               | 466,320    | 145,855               |                | 612,175         |       |
| 69 | TOWER-SOUDAN       | 1 708            | 75,087               | 728,871     | 160,595                 | 84,689          | 79,324       |          | 121,143               | 1,249,508  | 76,962                |                | 1,326,435       |       |
| 69 | DULUTH             | 1 709            | 1,197,340            | 24,043,905  | 4,558,706               | 2,081,557       | 1,348,178    | 265,186  | 3,781,920             | 37,276,791 | 1,363,258             | 510,000        | 39,150,049      |       |
| 69 | ST. LOUIS COUNTY   | 1 710            | 226,699              | 3,316,668   | 604,541                 | 662,069         | 318,864      |          | 487,032               | 5,999,873  | 487,341               |                | 6,487,214       |       |
| 70 | BELLE PLAINE       | 1 716            | 63,319               | 1,038,891   | 156,203                 | 146,991         | 81,571       |          | 42,990                | 1,717,553  | 51,753                | 93,811         | 1,863,116       |       |
| 70 | JORDAN             | 1 717            | 100,739              | 1,247,487   | 201,247                 | 226,282         | 167,955      | 158,579  | 244,665               | 2,346,955  | 120,682               | 75,000         | 2,542,637       |       |
| 70 | PRIOR LAKE         | 1 719            | 218,749              | 2,857,406   | 504,450                 | 437,666         | 289,436      | 192,900  | 573,136               | 5,073,743  | 1,720,807             | 185,000        | 6,979,550       |       |
| 70 | SHAKOPEE           | 1 720            | 183,481              | 2,933,089   | 557,884                 | 366,629         | 277,032      | 322,044  | 541,424               | 5,181,583  | 264,450               | 205,000        | 5,651,033       |       |
| 70 | NEW PRAGUE         | 1 721            | 139,336              | 2,185,541   | 422,173                 | 231,668         | 175,868      |          | 253,904               | 4,040,549  | 203,367               | 285,000        | 4,528,916       |       |
| 71 | BECKER             | 1 726            | 76,161               | 930,980     | 320,545                 | 102,282         | 107,724      | 289,133  | 192,655               | 2,019,480  | 1,728,792             | 35,000         | 3,783,272       |       |

TABLE 26 (Continued)  
GRADED ELEMENTARY AND SECONDARY SCHOOLS  
CLASSIFICATION OF REVENUES  
Year Ended June 30, 1979

| CO | DISTRICT NAME         | DISTRICT<br>TYP NBR | ENROLL-<br>MENT | TAXABLE<br>VALUATION | REVENUES       |         |            |                       |                    |                   |                  |                  |           |            | TOTAL     |                   |
|----|-----------------------|---------------------|-----------------|----------------------|----------------|---------|------------|-----------------------|--------------------|-------------------|------------------|------------------|-----------|------------|-----------|-------------------|
|    |                       |                     |                 |                      | LOCAL<br>TAXES | A I D S |            |                       | OTHER<br>DISTRICTS | SCHOOL<br>LUNCHES | OTHER<br>REVENUE | TOTAL<br>REVENUE | BONDS     | TOTAL      |           |                   |
|    |                       |                     |                 |                      |                | COUNTY  | STATE      | FEDERAL<br>FROM STATE |                    |                   |                  |                  |           |            |           | DIRECT<br>FEDERAL |
| 71 | BIG LAKE              | 1 727               | 948             | 11,462,872           | 461,171        | 22,440  | 1,331,151  | 70,012                |                    |                   | 3,688            | 36,906           | 47,855    | 1,973,223  |           | 1,973,223         |
| 71 | ELK RIVER             | 1 728               | 5,130           | 60,172,750           | 3,113,454      | 24,760  | 6,463,935  | 462,728               |                    |                   | 90,429           | 276,562          | 958,470   | 11,390,339 | 5,600,761 | 16,991,099        |
| 72 | ARLINGTON             | 1 731               | 869             | 25,923,324           | 512,412        |         | 1,040,938  | 74,666                |                    |                   | 78               | 36,288           | 66,005    | 1,730,387  |           | 1,730,387         |
| 72 | GAYLORD               | 1 732               | 716             | 26,792,166           | 519,598        |         | 768,640    | 94,090                |                    |                   | 8,168            | 40,051           | 77,212    | 1,507,759  |           | 1,507,759         |
| 72 | GIBBON                | 1 733               | 352             | 19,438,797           | 337,823        |         | 304,179    | 63,826                |                    |                   |                  | 21,017           | 27,412    | 754,257    |           | 754,257           |
| 72 | HENDERSON             | 1 734               | 378             | 7,429,538            | 202,945        | 6,975   | 485,559    | 34,121                |                    |                   | 2,157            | 16,136           | 16,975    | 764,868    |           | 764,868           |
| 72 | WINTHROP              | 1 735               | 535             | 23,639,435           | 775,746        |         | 404,716    | 87,009                |                    |                   | 34,572           | 27,647           | 14,173    | 1,343,863  |           | 1,343,863         |
| 73 | BELGRADE              | 1 736               | 727             | 11,045,462           | 378,421        |         | 1,007,148  | 110,392               |                    |                   | 1,317            | 31,732           | 73,509    | 1,602,519  |           | 1,602,519         |
| 73 | BRODTEN               | 1 737               | 564             | 10,412,342           | 247,770        |         | 731,613    | 96,742                |                    |                   | 616              | 23,845           | 26,388    | 1,126,973  |           | 1,126,973         |
| 73 | HOLDINGFORD           | 1 738               | 1,150           | 11,128,084           | 318,863        | 4,989   | 1,708,949  | 234,162               |                    |                   | 1,777            | 37,404           | 59,992    | 2,366,137  |           | 2,366,137         |
| 73 | KIMBALL               | 1 739               | 931             | 14,473,603           | 432,935        | 17,490  | 1,351,526  | 127,375               |                    |                   | 1,194            | 39,588           | 93,217    | 2,063,324  |           | 2,063,324         |
| 73 | MELROSE               | 1 740               | 1,916           | 33,724,850           | 628,683        |         | 2,776,522  | 382,815               |                    |                   |                  | 56,558           | 165,882   | 4,010,460  |           | 4,010,460         |
| 73 | PAYNESVILLE           | 1 741               | 1,456           | 25,753,493           | 647,432        | 2,978   | 1,876,214  | 209,844               |                    |                   | 5,640            | 73,726           | 115,893   | 2,958,537  |           | 2,958,537         |
| 73 | ST. CLOUD             | 1 742               | 10,876          | 215,896,422          | 7,586,288      |         | 14,232,581 | 1,239,457             |                    |                   | 138,379          | 231,709          | 619,039   | 25,146,383 |           | 25,146,383        |
| 73 | SAUK CENTRE           | 1 743               | 1,464           | 25,519,813           | 744,198        |         | 2,055,035  | 223,902               |                    |                   |                  | 48,443           | 114,078   | 3,343,113  |           | 3,343,113         |
| 73 | ALBANY                | 1 745               | 1,723           | 21,952,638           | 731,838        |         | 2,491,198  | 306,156               |                    |                   |                  | 72,656           | 244,747   | 3,884,060  |           | 3,884,060         |
| 73 | SARTELL               | 1 748               | 1,230           | 17,741,569           | 703,871        |         | 1,721,772  | 167,374               |                    |                   | 7,135            | 48,907           | 106,293   | 2,823,230  |           | 2,823,230         |
| 73 | COLD SPRING           | 1 750               | 2,316           | 33,055,642           | 1,024,322      |         | 3,405,479  | 382,265               |                    |                   | 1,115            | 115,364          | 440,025   | 5,368,570  |           | 5,368,570         |
| 74 | BLOOMING PRAIRIE      | 1 756               | 1,039           | 34,965,546           | 703,587        |         | 1,288,446  | 135,253               |                    |                   |                  | 55,839           | 95,112    | 2,278,238  |           | 2,278,238         |
| 74 | OWATONNA              | 1 761               | 4,632           | 119,155,109          | 2,964,075      |         | 5,304,639  | 480,752               |                    |                   | 17,443           | 273,755          | 479,343   | 9,520,007  |           | 9,520,007         |
| 74 | ELLENDALE-GENEVA      | 1 762               | 541             | 19,756,896           | 440,862        | 2,307   | 602,354    | 74,213                |                    |                   |                  | 37,214           | 31,453    | 1,188,403  |           | 1,188,403         |
| 74 | MEDFORD               | 1 763               | 588             | 14,765,285           | 288,795        |         | 646,692    | 66,681                |                    |                   |                  | 35,255           | 48,544    | 1,085,967  |           | 1,085,967         |
| 75 | HANCOCK               | 1 768               | 355             | 7,964,131            | 223,547        |         | 420,936    | 45,175                |                    |                   | 1,609            | 18,359           | 12,867    | 722,493    |           | 722,493           |
| 75 | MORRIS                | 1 769               | 1,353           | 33,090,860           | 896,240        |         | 1,778,525  | 219,372               |                    |                   | 69,459           | 62,716           | 316,801   | 3,343,113  |           | 3,343,113         |
| 75 | CHOKIO-ALBERTA        | 1 771               | 454             | 18,090,695           | 427,424        |         | 510,823    | 58,851                |                    |                   |                  | 26,423           | 75,588    | 1,099,109  |           | 1,099,109         |
| 76 | MURDOCK-KERKHOVEN     | 1 775               | 810             | 24,571,721           | 494,202        | 11,539  | 1,077,766  | 125,954               |                    |                   |                  | 34,827           | 55,007    | 1,799,295  |           | 1,799,295         |
| 76 | BENSON                | 1 777               | 1,538           | 38,400,933           | 974,080        | 577     | 1,929,733  | 194,546               |                    |                   | 172              | 68,704           | 196,351   | 3,420,256  |           | 3,420,256         |
| 76 | APPLETON              | 1 784               | 876             | 24,420,083           | 540,798        | 6,742   | 1,045,736  | 111,717               |                    |                   | 5,809            | 41,832           | 121,288   | 1,873,922  |           | 1,873,922         |
| 77 | BERTHA-HEWITT         | 1 786               | 650             | 7,161,214            | 158,022        | 13,672  | 990,109    | 151,543               |                    |                   | 6,141            | 25,443           | 40,170    | 1,385,101  |           | 1,385,101         |
| 77 | BROWERVILLE           | 1 787               | 494             | 6,878,361            | 278,250        | 20,590  | 756,178    | 76,814                |                    |                   | 17,465           | 18,593           | 62,464    | 1,230,353  |           | 1,230,353         |
| 77 | CLARISSA              | 1 789               | 419             | 4,124,738            | 104,958        |         | 628,226    | 88,920                |                    |                   | 6,422            | 15,232           | 864,217   | 864,217    |           | 864,217           |
| 77 | EAGLE BEND            | 1 790               | 393             | 4,516,019            | 91,486         | 14,143  | 620,034    | 80,779                |                    |                   |                  | 15,718           | 34,703    | 856,862    |           | 856,862           |
| 77 | GREY EAGLE            | 1 791               | 397             | 5,260,881            | 117,576        | 2,321   | 530,891    | 56,123                |                    |                   | 2,219            | 8,174            | 23,592    | 740,897    |           | 740,897           |
| 77 | LONG PRAIRIE          | 1 792               | 1,253           | 18,408,586           | 485,084        |         | 1,890,440  | 205,464               |                    |                   | 2,803            | 45,812           | 103,772   | 2,733,375  |           | 2,733,375         |
| 77 | STAPLES               | 1 793               | 1,603           | 17,867,751           | 552,824        |         | 2,616,868  | 482,209               |                    |                   | 137,746          | 116,498          | 105,210   | 4,121,366  |           | 4,121,366         |
| 78 | BROWNS VALLEY         | 1 801               | 344             | 3,950,331            | 105,737        | 8,618   | 291,186    | 87,088                |                    |                   | 4,122            | 8,242            | 25,954    | 760,500    |           | 760,500           |
| 78 | WHEATON               | 1 803               | 780             | 23,482,303           | 688,922        | 21,728  | 917,353    | 78,092                |                    |                   |                  | 43,918           | 74,606    | 1,832,839  |           | 1,832,839         |
| 79 | ELGIN-MILLVILLE       | 1 806               | 578             | 13,461,794           | 357,981        |         | 757,714    | 57,634                |                    |                   |                  | 29,763           | 53,447    | 1,256,539  |           | 1,256,539         |
| 79 | HAZEPPA               | 1 809               | 408             | 8,823,246            | 279,343        |         | 564,753    | 55,655                |                    |                   | 3,149            | 22,851           | 34,875    | 960,627    |           | 960,627           |
| 79 | PLAINVIEW             | 1 810               | 1,113           | 26,231,362           | 646,523        |         | 1,391,426  | 120,083               |                    |                   | 19,868           | 54,738           | 161,636   | 2,394,273  |           | 2,394,273         |
| 79 | HABASHA               | 1 811               | 961             | 18,956,476           | 558,327        |         | 1,252,575  | 120,769               |                    |                   | 1,992            | 32,836           | 2,090,464 | 2,090,464  |           | 2,090,464         |
| 79 | LAKE CITY             | 1 813               | 1,584           | 38,776,728           | 1,000,482      |         | 1,920,516  | 106,429               |                    |                   |                  | 139,290          | 3,257,492 | 3,257,492  |           | 3,257,492         |
| 80 | VERDALE               | 1 818               | 511             | 5,840,982            | 166,563        |         | 691,929    | 87,369                |                    |                   |                  | 26,213           | 972,074   | 972,074    |           | 972,074           |
| 80 | HADENA                | 1 819               | 1,669           | 22,297,842           | 587,339        | 2,982   | 2,361,280  | 255,006               |                    |                   | 63,573           | 85,764           | 211,906   | 3,567,850  |           | 3,567,850         |
| 80 | SEBEKA                | 1 820               | 901             | 7,538,251            | 225,606        | 1,044   | 1,458,245  | 158,157               |                    |                   |                  | 29,781           | 118,107   | 2,007,535  |           | 2,007,535         |
| 80 | MENAHGA               | 1 821               | 676             | 7,194,095            | 242,887        |         | 934,960    | 122,964               |                    |                   | 3,396            | 23,250           | 97,201    | 1,424,667  |           | 1,424,667         |
| 81 | NEW RICHLAND-HARTLAND | 1 827               | 677             | 27,614,741           | 536,940        |         | 725,316    | 58,105                |                    |                   |                  | 39,249           | 49,248    | 1,408,849  |           | 1,408,849         |
| 81 | HASECA                | 1 829               | 2,136           | 59,843,938           | 1,586,236      |         | 2,410,361  | 169,831               |                    |                   | 300              | 112,744          | 383,253   | 4,662,725  |           | 4,662,725         |
| 81 | JANESVILLE            | 1 830               | 641             | 16,475,098           | 363,805        |         | 717,728    | 67,297                |                    |                   |                  | 26,371           | 1,230,422 | 1,230,422  |           | 1,230,422         |
| 81 | WALDORF-PENBERTON     | 1 913               | 482             | 19,754,416           | 339,671        |         | 498,035    | 70,126                |                    |                   |                  | 24,956           | 95,635    | 1,028,423  |           | 1,028,423         |
| 82 | FOREST LAKE           | 1 831               | 6,372           | 94,350,281           | 3,687,132      | 5,954   | 8,729,373  | 510,683               |                    |                   | 1,517            | 351,929          | 424,101   | 13,710,290 |           | 13,710,290        |
| 82 | MAHTOMEDI             | 1 832               | 1,751           | 35,904,189           | 1,537,941      | 19,116  | 2,223,009  | 131,943               |                    |                   | 40,097           | 73,183           | 184,172   | 4,209,461  |           | 4,209,461         |

TABLE 27 (Continued)  
GRADED ELEMENTARY AND SECONDARY SCHOOLS  
CLASSIFICATION OF EXPENDITURES  
Year Ended June 30, 1979

| CD | DISTRICT NAME         | DISTRICT TYP NBR | CURRENT EXPENDITURES |             |                         |                 |              |          |                       |                       | CAPITAL OUTLAY | DEBT REDEMPTION | TOTAL      |
|----|-----------------------|------------------|----------------------|-------------|-------------------------|-----------------|--------------|----------|-----------------------|-----------------------|----------------|-----------------|------------|
|    |                       |                  | ADMINI-STRATION      | INSTRUCTION | OPERATION & MAINTENANCE | TRANS-PORTATION | SCHOOL LUNCH | INTEREST | OTHER CURRENT EXPENSE | TOTAL CURRENT EXPENSE |                |                 |            |
| 71 | BIG LAKE              | 1 727            | 47,284               | 869,656     | 186,375                 | 129,007         | 107,849      | 81,218   | 176,976               | 1,598,365             | 73,507         | 95,000          | 1,766,872  |
| 71 | ELK RIVER             | 1 728            | 311,762              | 5,857,329   | 1,060,963               | 903,292         | 625,096      | 932,794  | 1,200,074             | 10,891,509            | 1,404,759      | 465,000         | 12,761,068 |
| 72 | ARLINGTON             | 1 731            | 60,144               | 837,989     | 135,325                 | 100,146         | 71,631       | 26,644   | 242,725               | 1,474,604             | 78,945         | 60,000          | 1,613,548  |
| 72 | GAYLORD               | 1 732            | 64,961               | 804,417     | 102,378                 | 68,559          | 73,479       | 616      | 201,845               | 1,316,255             | 143,355        |                 | 1,459,610  |
| 72 | GIBBON                | 1 733            | 28,903               | 333,792     | 60,899                  | 47,785          | 34,225       |          | 93,092                | 598,696               | 55,071         |                 | 653,766    |
| 72 | HENDERSON             | 1 734            | 46,058               | 351,822     | 84,066                  | 39,751          | 38,279       | 39,057   | 78,329                | 677,363               | 24,745         | 20,000          | 722,108    |
| 72 | WINTHROP              | 1 735            | 61,155               | 736,517     | 97,159                  | 69,110          | 52,593       | 35,944   | 87,841                | 1,140,317             | 35,511         | 85,000          | 1,260,828  |
| 73 | BELGRADE              | 1 736            | 56,511               | 713,642     | 110,696                 | 81,875          | 89,323       | 70,850   | 173,296               | 1,296,193             | 80,470         | 75,000          | 1,451,663  |
| 73 | BRODTEN               | 1 737            | 59,387               | 585,619     | 106,337                 | 88,852          | 59,767       | 12,439   | 128,390               | 1,040,790             | 75,147         | 25,000          | 1,140,937  |
| 73 | HOLDINGFORD           | 1 738            | 75,326               | 1,200,306   | 205,625                 | 142,181         | 145,105      | 91,270   | 235,758               | 2,095,570             | 117,918        | 75,000          | 2,288,488  |
| 73 | KIMBALL               | 1 739            | 57,482               | 932,159     | 150,506                 | 176,355         | 106,343      | 93,414   | 199,764               | 1,716,023             | 52,558         | 110,000         | 1,878,581  |
| 73 | MELROSE               | 1 740            | 95,893               | 2,042,250   | 302,239                 | 370,433         | 185,804      | 86,784   | 393,739               | 3,477,143             | 62,901         | 90,000          | 3,630,044  |
| 73 | PAYNESVILLE           | 1 741            | 93,862               | 1,486,614   | 183,336                 | 190,167         | 156,225      | 59,840   | 345,203               | 2,515,247             | 133,764        | 100,000         | 2,749,011  |
| 73 | ST. CLOUD             | 1 742            | 537,919              | 13,178,955  | 2,061,465               | 1,253,899       | 1,226,439    | 685,767  | 2,793,763             | 21,738,207            | 1,192,020      | 1,109,075       | 24,039,302 |
| 73 | SAUK CENTRE           | 1 743            | 99,952               | 1,823,983   | 299,886                 | 170,161         | 125,158      | 88,745   | 320,370               | 2,928,254             | 192,276        | 100,000         | 3,220,531  |
| 73 | ALBANY                | 1 745            | 115,939              | 1,911,162   | 218,150                 | 218,711         | 181,118      | 61,720   | 421,316               | 3,128,116             | 165,483        | 155,510         | 3,449,109  |
| 73 | SARTELL               | 1 748            | 84,080               | 1,279,455   | 263,489                 | 187,498         | 150,691      | 136,071  | 343,071               | 2,444,355             | 181,855        | 153,000         | 2,779,210  |
| 73 | COLD SPRING           | 1 750            | 94,071               | 2,483,806   | 360,505                 | 341,522         | 309,684      | 229,598  | 582,180               | 4,401,365             | 620,714        | 135,000         | 5,157,079  |
| 74 | BLOOMING PRAIRIE      | 1 756            | 56,242               | 1,218,520   | 151,094                 | 151,968         | 145,821      | 16,310   | 246,553               | 1,986,507             | 66,122         | 85,000          | 2,137,629  |
| 74 | DWATONNA              | 1 761            | 145,109              | 5,600,542   | 867,334                 | 518,402         | 500,061      | 116,460  | 936,895               | 8,684,803             | 471,363        | 295,000         | 9,451,166  |
| 74 | ELLENDALE-GENEVA      | 1 762            | 39,218               | 564,965     | 107,860                 | 74,373          | 49,150       | 13,325   | 121,658               | 970,549               | 91,317         | 40,000          | 1,101,866  |
| 74 | MEDFORD               | 1 763            | 52,668               | 581,299     | 93,325                  | 55,771          | 70,857       | 11,393   | 99,809                | 965,121               | 87,852         | 36,000          | 1,088,972  |
| 75 | HANCOCK               | 1 768            | 42,187               | 396,650     | 67,474                  | 49,167          | 47,680       | 8,032    | 80,875                | 692,065               | 41,730         | 20,000          | 753,795    |
| 75 | MORRIS                | 1 769            | 66,236               | 1,758,425   | 246,355                 | 135,233         | 153,597      | 55,647   | 609,220               | 3,024,713             | 122,839        | 60,000          | 3,207,552  |
| 75 | CHOKIO-ALBERTA        | 1 771            | 38,087               | 477,774     | 122,013                 | 65,390          | 52,891       | 7,072    | 138,360               | 901,586               | 37,243         | 20,000          | 958,829    |
| 76 | MURDOCK-KERKHOVEN     | 1 775            | 85,301               | 978,515     | 152,029                 | 217,468         | 102,598      | 11,110   | 141,557               | 1,688,577             | 60,898         | 35,000          | 1,784,475  |
| 76 | BENSON                | 1 777            | 81,458               | 1,774,936   | 344,826                 | 171,436         | 139,940      | 97,050   | 416,707               | 3,026,353             | 283,901        | 95,000          | 3,405,254  |
| 76 | APPLETON              | 1 784            | 52,230               | 1,007,739   | 143,424                 | 141,420         | 87,377       | 16,702   | 224,984               | 1,673,877             | 125,875        | 62,000          | 1,861,752  |
| 77 | BERTHA-HEWITT         | 1 786            | 72,717               | 697,477     | 101,611                 | 178,090         | 87,174       | 4,136    | 137,556               | 1,278,761             | 80,042         |                 | 1,358,803  |
| 77 | BROWNVILLE            | 1 787            | 69,293               | 515,835     | 79,408                  | 93,211          | 54,733       | 105,752  | 128,290               | 1,046,521             | 46,447         | 50,000          | 1,142,968  |
| 77 | CLARISSA              | 1 789            | 52,108               | 397,696     | 81,878                  | 59,610          | 63,477       | 6,347    | 103,299               | 764,414               | 35,745         | 15,000          | 815,160    |
| 77 | EAGLE BEND            | 1 790            | 53,793               | 379,900     | 62,122                  | 90,482          | 50,929       | 353      | 153,111               | 790,689               | 39,111         |                 | 829,800    |
| 77 | GREY EAGLE            | 1 791            | 39,907               | 395,540     | 64,825                  | 44,464          | 41,910       |          | 59,586                | 646,233               | 54,425         |                 | 700,658    |
| 77 | LONG PRAIRIE          | 1 792            | 75,345               | 1,457,192   | 200,806                 | 206,108         | 136,402      | 21,275   | 300,831               | 2,397,961             | 226,527        | 55,000          | 2,679,488  |
| 77 | STAPLES               | 1 793            | 132,451              | 2,069,905   | 253,031                 | 220,385         | 209,613      | 16,592   | 672,724               | 3,574,699             | 201,215        | 28,125          | 3,804,039  |
| 78 | BROWNS VALLEY         | 1 801            | 38,443               | 398,944     | 57,709                  | 21,062          | 50,386       | 12,499   | 67,242                | 646,285               | 8,313          | 25,000          | 679,598    |
| 78 | WHEATON               | 1 803            | 43,591               | 838,605     | 208,613                 | 122,475         | 97,085       | 70,638   | 120,892               | 1,501,899             | 72,054         | 100,000         | 1,673,953  |
| 79 | ELGIN-MILLVILLE       | 1 806            | 52,336               | 634,462     | 90,654                  | 101,595         | 48,054       | 46,981   | 85,932                | 1,060,014             | 66,524         | 65,000          | 1,191,538  |
| 79 | HAZEPPA               | 1 809            | 37,347               | 418,312     | 98,167                  | 74,729          | 66,693       | 72,975   | 89,226                | 857,449               | 61,586         | 40,000          | 959,035    |
| 79 | PLAINVIEW             | 1 810            | 66,399               | 1,206,614   | 162,722                 | 164,498         | 117,065      | 72,831   | 222,271               | 2,012,400             | 55,241         | 104,197         | 2,171,837  |
| 79 | HABASHA               | 1 811            | 75,480               | 1,035,334   | 206,046                 | 133,589         | 94,002       | 99,630   | 205,237               | 1,849,319             | 61,770         | 100,804         | 2,011,893  |
| 79 | LAKE CITY             | 1 813            | 97,044               | 1,642,710   | 249,608                 | 219,287         | 141,971      | 157,770  | 247,042               | 2,755,432             | 257,206        | 140,000         | 3,152,638  |
| 80 | VERDALLE              | 1 818            | 43,129               | 501,619     | 74,849                  | 68,851          | 75,233       | 7,555    | 86,350                | 857,586               | 53,578         | 20,000          | 931,164    |
| 80 | MADENA                | 1 819            | 116,143              | 1,988,169   | 224,155                 | 170,479         | 183,282      | 16,745   | 345,397               | 3,044,370             | 469,595        | 100,000         | 3,613,965  |
| 80 | SEBEKA                | 1 820            | 67,743               | 831,420     | 112,197                 | 151,617         | 125,131      | 15,708   | 219,957               | 1,523,773             | 101,666        | 25,000          | 1,650,439  |
| 80 | MENAHGA               | 1 821            | 57,135               | 669,793     | 83,364                  | 77,932          | 87,025       | 22,957   | 171,432               | 1,169,638             | 86,817         | 35,000          | 1,291,455  |
| 81 | NEW RICHLAND-HARTLAND | 1 827            | 64,831               | 711,161     | 121,154                 | 79,609          | 58,316       | 5,719    | 159,295               | 1,200,085             | 41,090         | 40,000          | 1,281,175  |
| 81 | MASECA                | 1 829            | 116,817              | 2,558,983   | 390,395                 | 264,458         | 184,427      | 157,542  | 512,542               | 4,185,169             | 268,177        | 180,000         | 4,633,346  |
| 81 | JANESVILLE            | 1 830            | 45,102               | 682,766     | 90,788                  | 68,302          | 57,590       | 12,005   | 103,045               | 1,059,598             | 37,802         | 50,000          | 1,147,399  |
| 81 | WALDRF-PENBERTON      | 1 913            | 40,904               | 492,291     | 113,290                 | 60,366          | 67,151       | 270      | 143,599               | 917,870               | 41,131         | 10,000          | 969,001    |
| 82 | FOREST LAKE           | 1 831            | 420,696              | 6,303,108   | 1,135,433               | 1,025,836       | 640,361      | 462,280  | 1,330,650             | 11,318,365            | 736,624        | 495,000         | 12,549,990 |
| 82 | MAHTOMEDI             | 1 832            | 176,820              | 2,060,299   | 381,419                 | 222,954         | 130,163      | 163,456  | 500,113               | 3,635,215             | 170,216        | 140,000         | 3,945,431  |



TABLE 26 (Continued)  
GRADED ELEMENTARY AND SECONDARY SCHOOLS  
CLASSIFICATION OF REVENUES  
Year Ended June 30, 1979

| CO          | DISTRICT NAME           | DISTRICT TYP NBR | ENROLLMENT | TAXABLE VALUATION | REVENUES    |           |             |                    |                |                 |                |               |               |            | BONDS         | TOTAL      |
|-------------|-------------------------|------------------|------------|-------------------|-------------|-----------|-------------|--------------------|----------------|-----------------|----------------|---------------|---------------|------------|---------------|------------|
|             |                         |                  |            |                   | LOCAL TAXES | A I D S   |             |                    |                | OTHER DISTRICTS | SCHOOL LUNCHES | OTHER REVENUE | TOTAL REVENUE |            |               |            |
|             |                         |                  |            |                   |             | COUNTY    | STATE       | FEDERAL FROM STATE | DIRECT FEDERAL |                 |                |               |               |            |               |            |
| 82          | SOUTH WASHINGTON COUNTY | 1 833            | 10,001     | 141,852,029       | 5,280,538   | 5,200     | 12,699,566  | 722,440            |                |                 | 62,792         | 564,310       | 790,641       | 20,125,487 |               | 20,125,487 |
| 82          | STILLWATER              | 1 834            | 8,454      | 177,412,735       | 6,813,014   | 107,093   | 9,452,043   | 629,842            | 46,429         |                 | 2,191          | 509,397       | 589,067       | 19,149,076 |               | 19,149,076 |
| 82          | NE. METROPOLITAN AVTI   | 6 916            | 293        |                   | 1,226,383   |           | 1,579,419   |                    |                |                 | 882,673        |               | 169,893       | 3,858,368  |               | 3,858,368  |
| 83          | BUTTERFIELD             | 1 836            | 351        | 17,716,630        | 405,947     | 2,547     | 322,720     | 62,749             |                |                 | 3,131          | 20,055        | 33,045        | 850,194    |               | 850,194    |
| 83          | MADELIA                 | 1 837            | 682        | 30,075,882        | 737,296     |           | 721,894     | 109,497            |                |                 |                | 178           | 151,824       | 1,720,689  |               | 1,720,689  |
| 83          | ST. JAMES               | 1 840            | 1,441      | 51,200,258        | 1,246,601   |           | 1,574,214   | 130,298            |                |                 |                | 71,807        | 208,558       | 3,231,478  |               | 3,231,478  |
| 84          | BRECKENRIDGE            | 1 846            | 1,222      | 40,102,398        | 907,862     |           | 1,420,965   | 192,042            |                | 17,271          |                | 58,577        | 122,796       | 2,719,514  |               | 2,719,514  |
| 84          | ROTHSAY                 | 1 850            | 275        | 12,531,103        | 233,088     |           | 252,055     | 51,626             |                |                 |                | 15,917        | 30,771        | 583,456    |               | 583,456    |
| 84          | CAMPBELL-TINTAH         | 1 852            | 360        | 22,022,748        | 561,080     |           | 345,347     | 87,372             |                |                 |                | 7,738         | 58,955        | 1,060,491  |               | 1,060,491  |
| 85          | LEWISTON                | 1 857            | 849        | 24,024,005        | 590,709     |           | 1,162,572   | 150,219            |                | 12,905          |                | 47,538        | 56,755        | 2,020,698  |               | 2,020,698  |
| 85          | ST. CHARLES             | 1 858            | 961        | 22,435,602        | 519,161     |           | 1,255,478   | 127,302            |                | 4,601           |                | 50,969        | 61,007        | 2,018,918  |               | 2,018,918  |
| 85          | WINONA                  | 1 861            | 5,381      | 127,226,420       | 3,393,083   | 1,755     | 7,066,515   | 432,133            |                | 137,693         |                | 290,955       | 335,549       | 11,657,683 |               | 11,657,683 |
| 86          | ANNANDALE               | 1 876            | 1,590      | 36,904,960        | 935,997     |           | 1,972,315   | 144,018            |                | 10,978          |                | 73,763        | 107,520       | 3,244,591  |               | 3,244,591  |
| 86          | BUFFALO                 | 1 877            | 3,552      | 55,189,848        | 1,709,717   | 26,803    | 4,881,548   | 285,393            |                | 43,618          |                | 183,811       | 536,662       | 7,667,552  | 6,208,089     | 13,875,641 |
| 86          | DELANO                  | 1 879            | 1,563      | 24,543,345        | 865,875     | 8,757     | 2,154,703   | 145,108            |                | 5,630           |                | 81,844        | 147,881       | 3,419,798  |               | 3,419,798  |
| 86          | HOWARD LAKE-WAVERLY     | 1 880            | 1,094      | 18,832,630        | 605,038     | 21,206    | 1,490,126   | 121,044            |                | 9,370           |                |               | 198,741       | 2,445,525  |               | 2,445,525  |
| 86          | MAPLE LAKE              | 1 881            | 843        | 14,872,238        | 448,555     | 19,412    | 1,275,651   | 62,123             |                | 32,775          |                | 40,204        | 48,480        | 1,927,200  |               | 1,927,200  |
| 86          | MONTICELLO              | 1 882            | 2,138      | 61,321,910        | 2,385,982   |           | 2,073,278   | 240,327            |                | 105,645         |                | 107,306       | 387,070       | 5,299,608  |               | 5,299,608  |
| 86          | ROCKFORD                | 1 883            | 1,467      | 16,183,301        | 716,688     |           | 2,096,528   | 107,230            |                | 18,489          |                | 87,262        | 302,385       | 3,328,583  | 1,667,200     | 4,995,783  |
| 86          | ST. MICHAEL-ALBERTVILLE | 1 885            | 1,228      | 12,975,596        | 491,964     | 32,015    | 1,766,003   | 66,981             |                | 4,022           |                | 62,334        | 86,711        | 2,510,030  |               | 2,510,030  |
| 87          | CANBY                   | 1 891            | 998        | 34,220,390        | 803,138     |           | 1,220,669   | 275,962            |                | 18,533          |                | 49,829        | 289,637       | 2,657,769  |               | 2,657,769  |
| 87          | CLARKFIELD              | 1 892            | 476        | 21,256,594        | 538,280     | 2,592     | 479,427     | 66,071             |                | 15,159          |                | 28,535        | 66,340        | 1,196,404  |               | 1,196,404  |
| 87          | ECHO                    | 1 893            | 202        | 10,433,640        | 191,013     |           | 166,094     | 19,304             |                | 5,822           |                | 10,983        | 9,153         | 402,369    |               | 402,369    |
| 87          | GRANITE FALLS           | 1 894            | 1,020      | 32,628,603        | 788,943     | 31,406    | 1,017,779   | 239,506            |                | 40,025          |                | 55,334        | 195,526       | 2,367,518  |               | 2,367,518  |
| 87          | WOOD LAKE               | 1 896            | 197        | 9,279,633         | 216,856     |           | 172,592     | 13,155             |                | 5,091           |                | 12,387        | 20,673        | 440,754    |               | 440,754    |
| STATE TOTAL |                         |                  | 805,830    | 19,336,718,866    | 630,667,779 | 4,332,124 | 997,973,812 | 96,223,384         | 10,675,628     | 15,981,042      | 39,783,813     | 114,260,051   | 1,909,897,633 | 59,532,575 | 1,969,430,208 |            |

TABLE 27 (Continued)  
 GRADED ELEMENTARY AND SECONDARY SCHOOLS  
 CLASSIFICATION OF EXPENDITURES  
 Year Ended June 30, 1979

| CO | DISTRICT NAME           | DISTRICT<br>TYP NBR | CURRENT EXPENDITURES |             |                            |                     |                 |            |                             | TOTAL CURRENT<br>EXPENSE | CAPITAL<br>OUTLAY | DEBT<br>REDEMPTION | TOTAL         |
|----|-------------------------|---------------------|----------------------|-------------|----------------------------|---------------------|-----------------|------------|-----------------------------|--------------------------|-------------------|--------------------|---------------|
|    |                         |                     | ADMINI-<br>STRATION  | INSTRUCTION | OPERATION &<br>MAINTENANCE | TRANS-<br>PORTATION | SCHOOL<br>LUNCH | INTEREST   | OTHER<br>CURRENT<br>EXPENSE |                          |                   |                    |               |
| 82 | SOUTH WASHINGTON COUNTY | 1 833               | 456,097              | 10,831,936  | 1,942,607                  | 858,114             | 835,207         | 930,840    | 1,653,839                   | 17,508,641               | 1,003,945         | 945,000            | 19,457,585    |
| 82 | STILLWATER              | 1 834               | 478,753              | 9,970,608   | 1,677,134                  | 952,815             | 883,321         | 254,104    | 2,322,597                   | 16,539,332               | 345,839           | 665,000            | 17,550,171    |
| 82 | NE. METROPOLITAN AVTI   | 6 916               | 129,266              | 2,570,185   | 126,339                    |                     |                 |            | 385,613                     | 3,211,403                | 146,035           |                    | 3,357,438     |
| 83 | BUTTERFIELD             | 1 836               | 36,904               | 404,264     | 64,405                     | 41,554              | 41,561          | 398        | 83,156                      | 672,243                  | 24,203            |                    | 696,446       |
| 83 | MADELIA                 | 1 837               | 44,563               | 920,455     | 137,579                    | 87,215              | 81,867          | 20,705     | 203,012                     | 1,495,396                | 69,964            | 100,000            | 1,665,360     |
| 83 | ST. JAMES               | 1 840               | 84,979               | 1,519,794   | 336,168                    | 221,044             | 154,067         | 138,145    | 348,971                     | 2,803,168                | 239,315           | 160,000            | 3,202,483     |
| 84 | BRECKENRIDGE            | 1 846               | 88,411               | 1,498,728   | 239,811                    | 217,418             | 118,824         | 59,675     | 324,179                     | 2,547,047                | 86,810            | 60,000             | 2,693,857     |
| 84 | ROTHSAY                 | 1 850               | 33,090               | 273,884     | 42,497                     | 66,064              | 46,760          | 5,985      | 77,847                      | 546,127                  | 22,070            | 10,000             | 578,197       |
| 84 | CAMPBELL-TINTAH         | 1 852               | 44,208               | 502,683     | 101,585                    | 84,798              | 40,236          | 4,470      | 145,167                     | 923,147                  | 53,146            | 25,000             | 1,001,293     |
| 85 | LEWISTON                | 1 857               | 52,639               | 954,752     | 135,461                    | 157,515             | 119,121         | 92,920     | 254,864                     | 1,767,272                | 168,130           | 80,000             | 2,015,402     |
| 85 | ST. CHARLES             | 1 858               | 67,607               | 1,070,879   | 154,978                    | 119,592             | 126,794         | 29,550     | 218,960                     | 1,788,360                | 107,587           | 50,000             | 1,945,947     |
| 85 | WINONA                  | 1 861               | 250,673              | 6,809,588   | 1,096,478                  | 847,767             | 492,943         | 148,822    | 1,128,245                   | 10,774,515               | 229,114           | 433,530            | 11,437,159    |
| 86 | ANNANDALE               | 1 876               | 71,386               | 1,583,443   | 277,410                    | 261,876             | 157,735         | 59,203     | 364,112                     | 2,775,166                | 169,036           | 140,000            | 3,084,202     |
| 86 | BUFFALO                 | 1 877               | 170,222              | 3,366,503   | 556,354                    | 563,905             | 355,681         | 179,188    | 791,355                     | 5,983,209                | 391,083           | 277,000            | 6,651,292     |
| 86 | DELANO                  | 1 879               | 104,210              | 1,551,508   | 364,980                    | 303,555             | 144,801         | 180,313    | 458,051                     | 3,107,417                | 106,767           | 105,000            | 3,319,184     |
| 86 | HOWARD LAKE-MAVERLY     | 1 880               | 67,658               | 1,232,835   | 262,966                    | 150,647             | 100,574         | 109,883    | 270,613                     | 2,195,175                | 144,450           | 160,000            | 2,499,625     |
| 86 | MAPLE LAKE              | 1 881               | 72,356               | 948,870     | 137,257                    | 141,946             | 86,159          | 68,759     | 239,128                     | 1,694,475                | 56,087            | 60,000             | 1,810,562     |
| 86 | MONTICELLO              | 1 882               | 106,537              | 2,285,877   | 460,197                    | 284,827             | 249,837         | 320,848    | 616,726                     | 4,324,850                | 329,960           | 355,000            | 5,009,809     |
| 86 | ROCKFORD                | 1 883               | 75,280               | 1,349,131   | 240,273                    | 152,995             | 166,014         | 335,940    | 402,821                     | 2,722,454                | 1,325,406         | 90,000             | 4,137,860     |
| 86 | ST. MICHAEL-ALBERTVILLE | 1 885               | 61,698               | 1,303,164   | 234,191                    | 196,188             | 116,701         | 102,041    | 315,287                     | 2,329,270                | 91,563            | 60,000             | 2,480,833     |
| 87 | CANBY                   | 1 891               | 67,820               | 1,342,577   | 204,379                    | 133,505             | 110,535         | 64,054     | 245,563                     | 2,168,434                | 239,077           | 95,000             | 2,502,511     |
| 87 | CLARKFIELD              | 1 892               | 45,050               | 483,012     | 101,710                    | 55,276              | 50,870          | 34,266     | 159,777                     | 929,961                  | 99,010            | 35,000             | 1,063,971     |
| 87 | ECHO                    | 1 893               | 26,557               | 226,644     | 43,364                     | 29,959              | 27,829          |            | 47,077                      | 401,431                  | 10,907            |                    | 412,337       |
| 87 | GRANITE FALLS           | 1 894               | 94,825               | 1,135,016   | 218,178                    | 113,600             | 90,257          | 7,668      | 359,398                     | 2,018,941                | 172,475           | 75,000             | 2,266,415     |
| 87 | WOOD LAKE               | 1 896               | 29,441               | 194,216     | 48,284                     | 38,522              | 31,636          | 5,812      | 56,077                      | 403,989                  | 29,578            | 17,000             | 450,567       |
|    | STATE TOTAL             |                     | 55,765,374           | 985,363,179 | 167,883,462                | 98,975,586          | 86,156,799      | 51,665,975 | 218,535,301                 | 1,664,345,676            | 127,494,219       | 81,416,388         | 1,873,256,282 |

TABLE 26 (Continued)  
 AREA VOCATIONAL TECHNICAL INSTITUTES  
 CLASSIFICATION OF REVENUES  
 Year Ended June 30, 1979

| CO                | DISTRICT NAME             | DISTRICT TYP NBR | ENROLLMENT | TAXABLE VALUATION (1) | REVENUES    |           |               |                    |                 |                |               |               |                |            | BONDS         | TOTAL      |
|-------------------|---------------------------|------------------|------------|-----------------------|-------------|-----------|---------------|--------------------|-----------------|----------------|---------------|---------------|----------------|------------|---------------|------------|
|                   |                           |                  |            |                       | LOCAL TAXES | A I D S   |               |                    | OTHER DISTRICTS | SCHOOL LUNCHES | OTHER REVENUE | TOTAL REVENUE |                |            |               |            |
|                   |                           |                  |            |                       |             | COUNTY    | STATE         | FEDERAL FROM STATE |                 |                |               |               | DIRECT FEDERAL |            |               |            |
| 02                | ANDKA AVTI                | 4 011            | 1,818      |                       | 312,630     | 5,329     | 4,465,135     | 82,206             | 246,962         |                |               |               | 1,410,161      | 6,522,423  |               | 6,522,423  |
| 03                | DETROIT LAKES AVTI        | 4 022            | 551        |                       | 56,992      | 45,180    | 1,762,700     | 82,373             |                 |                |               |               | 867,082        | 2,814,327  |               | 2,814,327  |
| 04                | BENIDJI AVTI              | 4 031            | 394        |                       | 69,274      |           | 1,275,828     | 6,676              | 18,910          |                |               | 53,866        | 331,108        | 1,755,662  |               | 1,755,662  |
| 04                | MANKATO AVTI              | 4 077            | 1,081      |                       | 206,869     |           | 2,934,457     | 136,079            | 272,198         |                |               |               | 1,095,311      | 4,644,914  |               | 4,644,914  |
| 14                | MOORHEAD AVTI             | 4 152            | 940        |                       | 143,820     | 33,404    | 1,934,884     | 401                | 31,895          |                |               |               | 1,170,071      | 3,314,476  |               | 3,314,476  |
| 18                | BRAINERD AVTI             | 4 181            | 638        |                       | 100,127     |           | 1,874,512     | 65,895             | 40,696          | 45,009         |               |               | 586,478        | 2,712,717  |               | 2,712,717  |
| 19                | DAKOTA CO. AVTI           | 4 917            | 1,268      |                       | 705,857     |           | 6,994,430     | 105,644            | 199,013         |                |               |               | 2,450,155      | 10,455,099 |               | 10,455,099 |
| 21                | ALEXANDRIA AVTI           | 4 206            | 1,403      |                       | 66,356      | 28,855    | 3,178,354     | 589,891            |                 | 110,858        | 103,263       |               | 1,019,147      | 5,096,724  |               | 5,096,724  |
| 24                | ALBERT LEA AVTI           | 4 241            | 501        |                       | 131,106     |           | 1,195,685     | 182,733            |                 |                |               |               | 286,917        | 1,796,440  |               | 1,796,440  |
| 25                | RED WING AVTI             | 4 256            | 375        |                       | 305,851     |           | 1,162,742     |                    |                 | 99,670         |               |               | 283,708        | 1,851,971  |               | 1,851,971  |
| 27                | MINNEAPOLIS AVTI          | 4 001            | 1,063      |                       | 1,061,659   |           | 11,280,069    | 288,615            |                 | 56,000         |               |               | 2,517,243      | 15,203,586 |               | 15,203,586 |
| 27                | SUBURBAN HENNINGEN AVTI   | 4 287            | 2,515      |                       | 1,933,160   |           | 10,392,517    | 1,052,698          | 78,998          | 5,000          | 766,459       |               | 4,134,515      | 18,363,256 |               | 18,363,256 |
| 32                | JACKSON AVTI              | 4 324            | 553        |                       | 38,279      |           | 1,671,163     |                    |                 |                |               |               | 644,652        | 2,354,094  |               | 2,354,094  |
| 34                | WILLMAR AVTI              | 4 347            | 1,305      |                       | 102,179     |           | 3,915,426     | 15,302             | 731,812         | 70,162         |               |               | 1,497,319      | 6,332,200  | 125,000       | 6,457,200  |
| 43                | HUTCHINSON AVTI           | 4 423            | 547        |                       | 111,145     | 20,452    | 2,236,925     | 24,120             | 165,464         | 150,278        | 70,763        |               | 462,976        | 3,110,526  |               | 3,110,526  |
| 50                | AUSTIN AVTI               | 4 492            | 545        |                       | 388,118     |           | 1,981,067     | 240,869            | 364,590         |                |               |               | 908,167        | 3,217,407  |               | 3,217,407  |
| 55                | ROCHESTER AVTI            | 4 535            | 856        |                       | 51,096      |           | 951,770       | 26,969             |                 |                |               |               | 562,207        | 3,172,261  |               | 3,172,261  |
| 57                | THIEF RIVER FALLS AVTI    | 4 564            | 413        |                       | 23,568      | 1,524     | 459,126       | 500,000            |                 |                |               |               | 1,272,450      | 2,303,808  |               | 2,303,808  |
| 58                | PINE CITY AVTI            | 4 578            | 141        |                       | 38,184      |           | 1,496,635     | 14,701             |                 |                |               |               | 166,730        | 1,149,424  | 500,000       | 1,649,424  |
| 59                | PIPESTONE AVTI            | 4 583            | 424        |                       | 104,375     |           | 1,602,826     | 142,019            |                 |                |               |               | 1,318,226      | 2,867,747  |               | 2,867,747  |
| 60                | EAST GRAND FORKS AVTI     | 4 595            | 418        |                       | 702,901     |           | 5,659,229     |                    |                 |                | 56,041        |               | 409,407        | 2,314,668  |               | 2,314,668  |
| 62                | ST. PAUL AVTI             | 4 625            | 2,008      |                       | 74,782      |           | 1,313,085     | 27,231             | 85,192          |                |               |               | 1,999,811      | 8,361,941  |               | 8,361,941  |
| 66                | FARIBAUT AVTI             | 4 656            | 368        |                       | 97,601      |           | 941,003       | 385,436            | 62,635          |                |               |               | 267,207        | 1,767,497  |               | 1,767,497  |
| 69                | EVELETH AVTI              | 4 697            | 297        |                       | 55,528      |           | 1,127,492     | 3,091              | 92,886          |                |               |               | 254,837        | 1,741,512  | 446,373       | 2,187,885  |
| 69                | HTBBING AVTI              | 4 701            | 352        |                       | 206,345     | 10,895    | 3,305,111     |                    | 284,062         |                |               |               | 231,406        | 1,510,404  |               | 1,510,404  |
| 69                | DULUTH AVTI               | 4 709            | 1,139      |                       | 232,569     |           | 3,223,728     | 77,758             | 94,208          |                |               |               | 843,035        | 4,649,448  |               | 4,649,448  |
| 73                | ST. CLOUD AVTI            | 4 742            | 1,475      |                       | 102,652     |           | 2,381,850     | 580,206            | 145,556         |                | 5,724         | 146,579       | 453,315        | 3,669,304  |               | 3,669,304  |
| 77                | STAPLES AVTI              | 4 793            | 520        |                       | 14,224      |           | 1,157,232     | 49,196             | 280,793         |                |               |               | 462,744        | 1,964,188  |               | 1,964,188  |
| 80                | WADENA AVTI               | 4 819            | 427        |                       | 806,644     |           | 6,267,476     |                    |                 | 1,256,938      |               |               | 2,295,574      | 10,626,632 |               | 10,626,632 |
| 82                | RAMSEY WASHINGTON CO AVTI | 4 916            | 1,587      |                       | 83,456      |           | 1,136,540     | 18,672             | 37,333          |                |               |               | 518,388        | 1,794,389  |               | 1,794,389  |
| 85                | WINONA AVTI               | 4 861            | 594        |                       | 22,952      |           | 1,167,340     | 12,375             |                 |                |               | 45,764        | 400,169        | 1,648,600  |               | 1,648,600  |
| 87                | CANBY AVTI                | 4 891            | 361        |                       | 28,087      |           | 1,127,931     | 67,855             |                 |                | 12,867        |               | 379,162        | 1,677,507  |               | 1,677,507  |
| 87                | GRANITE FALLS AVTI        | 4 894            | 414        |                       |             |           |               |                    |                 |                |               |               |                |            |               |            |
| TOTAL AVTI's      |                           |                  | 27,291     |                       | 8,378,385   | 145,639   | 93,387,323    | 4,779,009          | 3,233,113       | 1,812,506      | 1,304,341     | 33,299,280    | 146,339,596    | 1,071,373  | 147,410,969   |            |
| TOTAL ALL SCHOOLS |                           |                  | 833,121    | 19,336,718,866        | 639,046,164 | 4,477,763 | 1,091,361,135 | 101,002,393        | 13,908,741      | 17,793,548     | 41,088,154    | 147,559,331   | 2,056,237,229  | 60,603,948 | 2,116,841,177 |            |

NOTE: (1) Taxable valuation for AVTI's is not shown, since AVTI's overlap other districts shown above.

TABLE 27 (Continued)  
 AREA VOCATIONAL TECHNICAL INSTITUTES  
 CLASSIFICATION OF EXPENDITURES  
 Year Ended June 30, 1979

| CO                | DISTRICT NAME             | DISTRICT<br>TYP NBR | CURRENT EXPENDITURES |               |                            |                     |                 |            |                             | TOTAL<br>CURRENT<br>EXPENSE | CAPITAL<br>OUTLAY | DEBT<br>REDEMPTION | TOTAL         |           |
|-------------------|---------------------------|---------------------|----------------------|---------------|----------------------------|---------------------|-----------------|------------|-----------------------------|-----------------------------|-------------------|--------------------|---------------|-----------|
|                   |                           |                     | ADMINI-<br>STRATION  | INSTRUCTION   | OPERATION &<br>MAINTENANCE | TRANS-<br>PORTATION | SCHOOL<br>LUNCH | INTEREST   | OTHER<br>CURRENT<br>EXPENSE |                             |                   |                    |               |           |
| 02                | ANOKA AVTI                | 4 011               | 104,932              | 5,220,885     | 623,163                    |                     |                 |            | 49,335                      | 314,898                     | 6,313,212         | 267,619            | 110,000       | 6,690,831 |
| 03                | DETROIT LAKES AVTI        | 4 022               | 160,574              | 1,330,047     | 258,513                    | 13,035              |                 | 17,240     | 796,663                     | 2,576,072                   | 133,619           | 65,000             | 2,774,691     |           |
| 04                | BEMIDJI AVTI              | 4 031               | 16,788               | 1,081,862     | 134,812                    |                     |                 | 29,823     | 193,651                     | 1,508,195                   | 109,414           | 56,406             | 1,674,015     |           |
| 04                | MANKATO AVTI              | 4 077               | 33,796               | 2,725,297     | 416,248                    |                     |                 | 57,120     | 921,519                     | 4,153,980                   | 285,157           | 170,000            | 4,609,137     |           |
| 14                | MOORHEAD AVTI             | 4 152               | 153,001              | 2,148,055     | 194,748                    |                     |                 | 89,252     | 339,520                     | 2,934,353                   | 159,905           | 126,400            | 3,220,658     |           |
| 18                | BRAINERD AVTI             | 4 181               | 126,564              | 1,728,457     | 204,819                    |                     |                 | 9,808      | 341,030                     | 2,410,678                   | 484,384           | 25,000             | 2,920,062     |           |
| 19                | DAKOTA CO. AVTI           | 4 917               | 536,160              | 4,089,384     | 871,543                    |                     |                 | 555,095    | 1,198,702                   | 7,250,884                   | 4,228,547         | 625,000            | 12,104,431    |           |
| 21                | ALEXANDRIA AVTI           | 4 206               | 90,001               | 2,807,372     | 319,811                    | 14,480              |                 | 35,854     | 1,162,363                   | 4,551,906                   | 509,119           | 95,749             | 5,156,774     |           |
| 24                | ALBERT LEA AVTI           | 4 241               | 32,898               | 959,902       | 160,394                    |                     |                 | 71,948     | 294,282                     | 1,519,423                   | 104,460           | 90,000             | 1,713,883     |           |
| 25                | RED WING AVTI             | 4 256               | 121,208              | 1,073,531     | 242,187                    |                     |                 | 88,410     | 614                         | 1,525,950                   | 651,216           | 290,000            | 2,467,166     |           |
| 27                | MINNEAPOLIS AVTI          | 4 001               | 219,311              | 4,023,502     | 35,778                     |                     |                 | 706,966    | 1,692,382                   | 6,677,939                   | 11,398,065        | 330,000            | 18,406,004    |           |
| 27                | SUBURBAN HENNIPEN AVTI    | 4 287               | 433,357              | 8,569,849     | 2,065,000                  |                     |                 | 912,350    | 2,843,361                   | 15,596,091                  | 945,009           | 1,300,000          | 17,841,100    |           |
| 32                | JACKSON AVTI              | 4 324               | 44,719               | 1,439,106     | 202,373                    |                     |                 | 38,275     | 326,247                     | 2,050,720                   | 117,037           | 80,000             | 2,247,757     |           |
| 34                | WILLMAR AVTI              | 4 347               | 189,854              | 4,432,134     | 524,235                    |                     |                 | 77,545     | 502,166                     | 5,725,934                   | 778,534           | 142,500            | 6,646,968     |           |
| 43                | HUTCHINSON AVTI           | 4 423               | 52,308               | 1,793,660     | 297,633                    |                     |                 | 107,996    | 412,582                     | 2,728,922                   | 167,867           | 165,000            | 3,061,789     |           |
| 50                | AUSTIN AVTI               | 4 492               | 14,070               | 1,708,269     | 498,516                    |                     |                 | 146,263    | 549,865                     | 2,916,982                   | 283,642           | 310,000            | 3,510,624     |           |
| 55                | ROCHESTER AVTI            | 4 535               | 27,605               | 1,783,269     | 334,124                    |                     |                 | 66,808     | 503,396                     | 2,715,202                   | 429,776           | 344,268            | 3,489,246     |           |
| 57                | THIEF RIVER FALLS AVTI    | 4 564               |                      | 1,101,825     | 130,025                    |                     |                 | 50,548     | 272,538                     | 1,554,936                   | 1,380,752         | 20,000             | 2,955,688     |           |
| 58                | PINE CITY AVTI            | 4 578               | 31,089               | 396,640       | 58,873                     |                     |                 | 6,960      | 164,448                     | 658,010                     | 524,710           | 20,000             | 1,202,720     |           |
| 59                | PIPESTONE AVTI            | 4 583               | 42,158               | 2,026,969     | 206,813                    |                     |                 | 56,405     | 227,384                     | 2,559,729                   | 709,691           | 50,000             | 3,319,421     |           |
| 60                | EAST GRAND FORKS AVTI     | 4 595               | 171,859              | 1,027,018     | 170,760                    |                     |                 | 98,487     | 310,409                     | 1,854,992                   | 198,796           | 200,000            | 2,253,788     |           |
| 62                | ST. PAUL AVTI             | 4 625               | 222,857              | 4,873,911     | 1,065,836                  |                     |                 | 181,418    | 1,290,001                   | 7,634,023                   | 353,040           | 227,795            | 8,214,858     |           |
| 66                | FARIBAULT AVTI            | 4 656               |                      | 1,082,376     | 130,711                    |                     |                 | 325,487    | 325,487                     | 1,538,575                   | 108,882           |                    | 1,647,456     |           |
| 69                | EVELETH AVTI              | 4 697               | 35,974               | 667,108       | 136,569                    | 4,250               |                 | 45,072     | 234,857                     | 1,123,831                   | 834,574           | 35,000             | 1,993,405     |           |
| 69                | HIBRING AVTI              | 4 701               | 32,616               | 911,267       | 143,100                    |                     |                 | 10,218     | 330,500                     | 1,427,701                   | 89,763            | 55,000             | 1,572,463     |           |
| 69                | DULUTH AVTI               | 4 709               | 105,526              | 3,046,098     | 395,284                    |                     |                 | 41,079     | 461,491                     | 4,049,478                   | 270,552           | 150,000            | 4,470,029     |           |
| 73                | ST. CLOUD AVTI            | 4 742               |                      | 2,803,030     | 316,850                    |                     |                 | 80,124     | 1,014,490                   | 4,359,636                   | 752,822           | 185,925            | 5,298,383     |           |
| 77                | STAPLES AVTI              | 4 793               | 101,499              | 2,068,360     | 470,898                    |                     |                 | 57,074     | 492,824                     | 3,190,654                   | 427,411           | 131,875            | 3,749,940     |           |
| 80                | WADENA AVTI               | 4 819               | 35,621               | 1,078,101     | 99,768                     |                     |                 | 10,000     | 505,937                     | 1,729,427                   | 129,912           | 40,000             | 1,899,339     |           |
| 82                | RAMSEY WASHINGTON CO AVTI | 4 916               | 496,520              | 6,410,476     | 910,722                    |                     |                 | 361,930    | 1,140,584                   | 9,320,232                   | 825,442           | 530,000            | 10,675,674    |           |
| 85                | WINONA AVTI               | 4 861               | 55,840               | 1,132,019     | 220,643                    |                     |                 | 18,811     | 90,501                      | 1,517,815                   | 67,915            | 41,470             | 1,627,200     |           |
| 87                | CANBY AVTI                | 4 891               | 124,664              | 931,231       | 155,824                    |                     |                 | 45,570     | 6,255                       | 1,609,543                   | 88,634            | 30,000             | 1,728,177     |           |
| 87                | GRANITE FALLS AVTI        | 4 894               | 34,254               | 943,007       | 133,449                    |                     |                 | 56,433     | 39,868                      | 1,501,652                   | 117,421           | 55,000             | 1,674,073     |           |
| TOTAL AVTI'S      |                           |                     | 3,847,622            | 77,414,015    | 12,130,023                 | 31,765              | 1,343,585       | 4,124,336  | 19,895,330                  | 118,786,677                 | 27,933,686        | 6,097,388          | 152,817,751   |           |
| TOTAL ALL SCHOOLS |                           |                     | 59,612,996           | 1,062,777,194 | 180,013,485                | 99,007,351          | 87,500,384      | 55,790,311 | 238,430,631                 | 1,783,132,353               | 155,427,905       | 87,513,776         | 2,026,074,033 |           |

TABLE 28  
OUTSTANDING BONDED INDEBTEDNESS OF SCHOOL DISTRICTS  
June 30, 1979 (1)

| DISTRICT NAME           | DIST. NO. | AMOUNT   | DISTRICT NAME           | DIST. NO. | AMOUNT   |
|-------------------------|-----------|----------|-------------------------|-----------|----------|
| * AITKIN                | 1         | 4535000  | * BRAINERD              | 181       | 2664000  |
| * HILL CITY             | 2         | 47000    | * BRAINERD AVTI         | 181       | 210000   |
| * MC GREGOR             | 4         | 672000   | * CROSBY-IRONTON        | 182       | 3356000  |
| * ANOKA                 | 11        | 31580000 | * PEQUOT LAKES          | 186       | 3785000  |
| * ANOKA AVTI            | 11        | 1100000  | * SOUTH ST. PAUL        | Spec. 6   | 6090000  |
| * CENTENNIAL            | 12        | 10905842 | * BURNSVILLE            | 191       | 25705000 |
| * COLUMBIA HEIGHTS      | 13        | 4540000  | * FARMINGTON            | 192       | 3720000  |
| * FRIDLEY               | 14        | 4556745  | * LAKEVILLE             | 194       | 6315000  |
| * ST. FRANCIS           | 15        | 11263000 | * RANDOLPH              | 195       | 620000   |
| * SPRING LAKE PARK      | 16        | 15080030 | * ROSEMOUNT             | 196       | 39245000 |
| * AUDUBON               | 21        | 1665000  | * WEST ST. PAUL         | 197       | 9485000  |
| * DETROIT LAKES         | 22        | 4775000  | * INVER GROVE-PINE BEND | 199       | 5345000  |
| * DETROIT LAKES AVTI    | 22        | 430000   | * HASTINGS              | 200       | 7200000  |
| * FRAZEE-VERGAS         | 23        | 510000   | * CLAREMONT             | 201       | 660000   |
| * LAKE PARK             | 24        | 435000   | * DODGE CENTER          | 202       | 1170000  |
| * BEMIDJI               | 31        | 1621976  | * HAYFIELD              | 203       | 795000   |
| * BEMIDJI AVTI          | 31        | 563024   | * KASSON-MANTORVILLE    | 204       | 1195000  |
| * BLACKDUCK             | 32        | 420000   | * WEST CONCORD          | 205       | 300000   |
| * KELLIHER              | 36        | 90000    | * ALEXANDRIA            | 206       | 4626556  |
| * RED LAKE              | 38        |          | * ALEXANDRIA AVTI       | 206       | 773444   |
| * SAUK RAPIDS           | 47        | 2520000  | * BRANDON               | 207       | 385000   |
| * FOLEY                 | 51        | 1040000  | * EVANSVILLE            | 208       | 135000   |
| * BEARDSLEY             | 57        |          | * KENSINGTON            | 209       | 110000   |
| * CLINTON               | 58        |          | * DAKOTA COUNTY AVTI    | 917       | 9965000  |
| * GRACEVILLE            | 60        |          | * OSAKIS                | 213       | 615000   |
| * ORTONVILLE            | 62        | 1035000  | * BLUE EARTH            | 216       | 230000   |
| * LAKE CRYSTAL          | 70        | 1255000  | * BRICELYN              | 217       | 125000   |
| * MAPLETON              | 72        | 625000   | * DELAVAN               | 218       |          |
| * ST. CLAIR             | 75        | 60000    | * ELMORE                | 219       | 100000   |
| * MANKATO               | 77        | 7925000  | * FROST                 | 220       |          |
| * MANKATO AVTI          | 77        | 1190000  | * KIESTER-WALTERS       | 222       | 180000   |
| * GARDEN CITY           | 78        | 32000    | * MINNESOTA LAKE        | 223       | 800000   |
| * AMBOY-GOOD THUNDER    | 79        | 170000   | * WELLS                 | 224       | 195000   |
| * COMFREY               | 81        |          | * WINNEBAGO             | 225       | 125000   |
| * SLEEPY EYE            | 84        | 140000   | * HARMONY               | 228       | 725000   |
| * SPRINGFIELD           | 85        | 590000   | * LANESBORO             | 229       | 230000   |
| * NEW ULM-HANSKA        | 88        | 1730000  | * PETERSON              | 232       | 95000    |
| * BARNUM                | 91        | 265000   | * PRESTON-FOUNTAIN      | 233       | 390000   |
| * CARLTON               | 93        | 933000   | * RUSHFORD              | 234       | 920000   |
| * CLOQUET               | 94        | 2722000  | * WYKOFF                | 236       | 755000   |
| * CROMWELL              | 95        | 556000   | * SPRING VALLEY         | 237       | 355000   |
| * MOOSE LAKE            | 97        | 355000   | * MABEL-CANTON          | 238       | 25000    |
| * ESKO                  | 99        | 2300000  | * ALBERT LEA            | 241       | 6310000  |
| * WRENSHALL             | 100       | 2200000  | * ALBERT LEA AVTI       | 241       | 1190000  |
| * NORWOOD-YOUNG AMERICA | 108       | 455923   | * ALDEN                 | 242       | 210000   |
| * WACONIA               | 110       | 2159000  | * EMMONS                | 243       | 310000   |
| * WATERTOWN-MAYER       | 111       | 2581771  | * FREEBORN              | 244       | 143000   |
| * CHASKA                | 112       | 8120000  | * GLENVILLE             | 245       | 645000   |
| * BACKUS                | 114       | 325000   | * CANNON FALLS          | 252       | 2145000  |
| * CASS LAKE             | 115       | 375000   | * GOODHUE               | 253       | 410000   |
| * PILLAGER              | 116       | 615000   | * KENYON                | 254       | 485000   |
| * PINE RIVER            | 117       | 1500000  | * PINE ISLAND           | 255       | 827922   |
| * REMER                 | 118       | 965000   | * RED WING              | 256       | 4040000  |
| * WALKER-HACKENSACK     | 119       | 785000   | * RED WING AVTI         | 256       | 1850000  |
| * CLARA CITY            | 126       | 650000   | * WANAMINGO             | 258       | 130000   |
| * MAYNARD               | 127       | 375000   | * ZUMBROTA              | 260       | 560000   |
| * MILAN                 | 128       | 90000    | * ASHBY                 | 261       | 170000   |
| * MONTEVIDEO            | 129       | 600000   | * BARRETT               | 262       | 15000    |
| * NORTH BRANCH          | 138       | 4050000  | * ELBOW LAKE            | 263       | 390000   |
| * RUSH CITY             | 139       | 725000   | * HERMAN                | 264       | 200000   |
| * TAYLORS FALLS         | 140       | 90000    | * HOFFMAN               | 265       |          |
| * CHISAGO LAKES         | 141       | 3455000  | * MINNEAPOLIS           | Spec. 1   | 46330000 |
| * GLYNDON-FELTON        | 145       | 555000   | * MINNEAPOLIS AVTI      | Spec. 1   | 13355000 |
| * BARNESVILLE           | 146       | 425000   | * BLOOMINGTON           | 271       | 25790000 |
| * DILWORTH              | 147       | 210000   | * EDEN PRAIRIE          | 272       | 15380000 |
| * HAWLEY                | 150       | 875000   | * EDINA                 | 273       | 12955000 |
| * MOORHEAD              | 152       | 4706200  | * HOPKINS               | 274       | 8185000  |
| * MOORHEAD AVTI         | 152       | 1588800  | * GOLDEN VALLEY         | 275       | 3230000  |
| * GONVICK               | 158       | 544218   | * MINNETONKA            | 276       | 4645000  |
| * ULEN-HITTERDAL        | 914       | 115000   | * WESTONKA              | 277       | 4440000  |
| * CLEARBROOK            | 161       | 136000   | * ORONO                 | 278       | 2535000  |
| * BAGLEY                | 162       | 640000   | * OSSEO                 | 279       | 19875208 |
| * COOK COUNTY           | 166       | 600000   | * RICHFIELD             | 280       | 4115000  |
| * MOUNTAIN LAKE         | 173       | 1010000  | * ROBBINSDALE           | 281       | 23738000 |
| * WESTBROOK             | 175       | 475000   | * ST. ANTHONY           | 282       | 3300000  |
| * WINDOM                | 177       | 2125000  | * ST. LOUIS PARK        | 283       | 450000   |
| * STORDEN-JEFFERS       | 178       | 430000   | * WAYZATA               | 284       | 6550000  |

TABLE 28 (Continued)  
 OUTSTANDING BONDED INDEBTEDNESS OF SCHOOL DISTRICTS  
 June 30, 1979 (1)

| DISTRICT NAME            | DIST. NO. | AMOUNT   | DISTRICT NAME            | DIST. NO. | AMOUNT   |
|--------------------------|-----------|----------|--------------------------|-----------|----------|
| * BROOKLYN CENTER        | 286       | 1515000  | * CEYLON                 | 451       |          |
| * SUBURBAN HENNEPIN AVTI | 287       | 16300000 | * EAST CHAIN             | 453       | 134163   |
| * HOUSTON                | 294       | 660000   | * FAIRMONT               | 454       | 3669000  |
| * SPRING GROVE           | 297       |          | * SHERBURN               | 456       | 625000   |
| * CALEDONIA              | 299       | 593000   | * TRIMONT                | 457       | 280000   |
| * LA CRESENT             | 300       | 1330000  | * TRUMAN                 | 458       | 490000   |
| * AKELEY                 | 301       | 260000   | * WELCOME                | 459       |          |
| * LAPORTE                | 306       | 205000   | * GRANADA-HUNTLEY        | 460       | 75000    |
| * NEVIS                  | 308       | 38000    | * COSMOS                 | 461       | 175000   |
| * PARK RAPIDS            | 309       | 1890000  | * EDEN VALLEY-WATKINS    | 463       | 1460000  |
| * BRAHAM                 | 314       | 2135000  | * GROVE CITY             | 464       | 350000   |
| * COLERAINE              | 316       |          | * LITCHFIELD             | 465       | 2095000  |
| * DEER RIVER             | 317       | 3230000  | * DASSEL-COKATO          | 466       | 2235000  |
| * GRAND RAPIDS           | 318       | 1875000  | * ISLE-WAHKON            | 473       | 1370000  |
| * NASHWAUK-KEEWATIN      | 319       |          | * PRINCETON              | 477       | 2330000  |
| * CAMBRIDGE              | 911       | 7810000  | * MILACA                 | 912       | 2695000  |
| * JACKSON                | 324       | 5380000  | * ONAMIA                 | 480       | 1580000  |
| * LAKEFIELD              | 324       | 840000   | * LITTLE FALLS           | 482       | 6935000  |
| * SIOUX VALLEY           | 325       | 470000   | * MOTLEY                 | 483       | 1223000  |
| * HERON LAKE-OKABENA     | 328       | 60000    | * PIERZ                  | 484       | 1440000  |
| * MORA                   | 330       | 705000   | * ROYALTON               | 485       | 1230000  |
| * OGIUVIE                | 332       | 2345000  | * SWANVILLE              | 486       | 165000   |
| * ATWATER                | 333       | 1260000  | * UPSALA                 | 487       | 395000   |
| * NEW LONDON-SPICER      | 341       | 857000   | * AUSTIN                 | 492       | 3040000  |
| * RAYMOND                | 345       | 450000   | * AUSTIN AVTI            | 492       | 2630000  |
| * WILLMAR                | 346       | 465000   | * GRAND MEADOW           | 495       | 497000   |
| * WILLMAR AVTI           | 347       | 4537500  | * LYLE                   | 497       | 233000   |
| * HALLOCK                | 347       | 1492500  | * LE ROY-OSTRANDER       | 499       |          |
| * HUMBOLDT-ST. VINCENT   | 351       | 90000    | * CHANDLER-LAKE WILSON   | 918       | 140000   |
| * KARLSTAD               | 352       |          | * SOUTHLAND              | 500       | 215000   |
| * KENNEDY                | 353       | 100000   | * SLAYTON                | 504       | 270000   |
| * LANCASTER              | 354       | 80000    | * FULDA                  | 505       | 970000   |
| * INTERNATIONAL FALLS    | 356       | 411000   | * NICOLLET               | 507       | 20000    |
| * LITTLEFORK-BIG FALLS   | 361       | 1110000  | * ST. PETER              | 508       | 2020000  |
| * SOUTH KOOCHECHING      | 362       | 275000   | * ADRIAN                 | 511       | 10000    |
| * BELLINGHAM             | 363       | 8058308  | * BREWSTER               | 513       | 160000   |
| * MARIETTA               | 371       | 105000   | * ELLSWORTH              | 514       | 350000   |
| * MADISON                | 376       | 70000    | * ROUND LAKE             | 516       | 105000   |
| * DAWSON-BOYD            | 377       | 785000   | * WORTHINGTON            | 518       | 809000   |
| * LAKE OF THE WOODS      | 378       | 2755000  | * ADA                    | 521       | 1635000  |
| * CLEVELAND              | 390       | 65000    | * BORUP                  | 522       | 180000   |
| * LE CENTER              | 391       | 605000   | * GARY                   | 523       | 794000   |
| * LE SUEUR               | 392       | 1410000  | * HALSTAD                | 524       | 250000   |
| * MONTGOMERY-LONSDALE    | 393       | 1518000  | * HENDRUM-FERLEY         | 525       | 170000   |
| * WATERVILLE-ELYSIAN     | 394       | 445000   | * TWIN VALLEY            | 526       | 60000    |
| * HENDRICKS              | 395       | 1550000  | * CHATFIELD              | 227       | 190000   |
| * IVANHOE                | 402       | 355000   | * BYRON                  | 531       | 1740000  |
| * LAKE BENTON            | 403       | 155000   | * DOVER-EYOTA            | 533       | 465000   |
| * VERDI                  | 404       | 220000   | * STEWARTVILLE           | 534       | 3790000  |
| * TYLER                  | 408       |          | * ROCHESTER              | 535       | 14621832 |
| * BALATON                | 409       | 225000   | * ROCHESTER AVTI         | 535       | 1248168  |
| * COTTONWOOD             | 411       | 12000    | * BATTLE LAKE            | 542       | 470632   |
| * MARSHALL               | 412       | 130000   | * DEER CREEK             | 543       | 30000    |
| * MINNEOTA               | 413       | 3411000  | * FERGUS FALLS           | 544       | 3235000  |
| * LYND                   | 414       | 450000   | * HENNING                | 545       | 130000   |
| * TRACY                  | 415       | 155000   | * PARKERS PRAIRIE        | 547       | 847113   |
| * RUSSELL                | 417       | 1660000  | * PELICAN RAPIDS         | 548       | 1560000  |
| * BROWNTON               | 418       | 60000    | * PERHAM                 | 549       | 405552   |
| * GLENCOE                | 421       | 80000    | * UNDERWOOD              | 550       | 818000   |
| * HUTCHINSON             | 422       | 2545000  | * NEW YORK MILLS         | 553       | 680000   |
| * HUTCHINSON AVTI        | 423       | 1095000  | * GOODRIDGE              | 561       | 75000    |
| * LESTER PRAIRIE         | 424       | 2065000  | * THIEF RIVER FALLS      | 564       | 1000000  |
| * SILVER LAKE            | 425       | 443000   | * THIEF RIVER FALLS AVTI | 564       | 1300000  |
| * STEWART                | 426       | 480000   | * ASKOV                  | 566       | 325000   |
| * WINSTED                | 427       | 100000   | * FINLAYSON              | 570       | 1300167  |
| * MAHNOMEN               | 427       | 150000   | * HINKLEY                | 573       | 994000   |
| * WAUBUN                 | 432       | 405000   | * SANDSTONE              | 576       | 2678000  |
| * ALVARADO               | 435       | 180000   | * WILLOW RIVER           | 577       | 75000    |
| * ARGYLE                 | 436       | 907000   | * PINE CITY              | 578       | 210000   |
| * MIDDLE RIVER           | 437       | 1290000  | * PINE CITY AVTI         | 578       | 680000   |
| * NEWFOLDEN              | 440       | 275000   | * EDGERTON               | 581       | 545000   |
| * OSLO                   | 441       | 940000   | * JASPER                 | 582       | 260000   |
| * STEPHEN                | 442       | 905000   | * PIPESTONE              | 583       | 430000   |
| * STRANQUIST             | 443       | 315000   | * PIPESTONE AVTI         | 583       | 1285000  |
| * WARREN                 | 444       |          | * RUTHTON                | 584       | 140000   |
| * GRYGLA                 | 446       | 2160000  | * CLIMAX                 | 592       | 80000    |
|                          | 447       | 650000   | * CROOKSTON              | 593       | 4150000  |

TABLE 28 (Continued)  
 OUTSTANDING BONDED INDEBTEDNESS OF SCHOOL DISTRICTS  
 June 30, 1979(1)

| DISTRICT NAME              | DIST. NO. | AMOUNT   | DISTRICT NAME             | DIST. NO. | AMOUNT     |
|----------------------------|-----------|----------|---------------------------|-----------|------------|
| * EAST GRAND FORKS         | 595       | 1705000  | * HENDERSON               | 734       | 515000     |
| * EAST GRAND FORKS AVTI    | 595       | 2025000  | * WINTHROP                | 735       | 685000     |
| * ERSKINE                  | 597       | 95000    | * BELGRADE                | 736       | 1245000    |
| * FERTILE-BELTRAMI         | 599       | 495000   | * BROOTEN                 | 737       | 320000     |
| * FISHER                   | 600       | 85000    | * HOLDINGFORD             | 738       | 1794000    |
| * FOSSTON                  | 601       | 272782   | * KIMBALL                 | 739       | 1560000    |
| * MC INTOSH                | 603       | 24000    | * MELROSE                 | 740       | 1350000    |
| * MENTOR                   | 604       |          | * FAYNESVILLE             | 741       | 1205000    |
| * CYRUS                    | 611       |          | * ST. CLOUD               | 742       | 13607500   |
| * GLENWOOD                 | 612       | 280000   | * ST. CLOUD AVTI          | 742       | 1317500    |
| * STARBUCK                 | 614       | 445000   | * SAUK CENTRE             | 743       | 2020000    |
| * VILLARD                  | 615       |          | * ALBANY                  | 745       | 2014490    |
| * MOUNDS VIEW              | 621       | 18545000 | * SARTELL                 | 748       | 2457134    |
| * NORTH ST. PAUL-MAPLEWOOD | 622       | 15378000 | * COLD SPRING             | 750       | 4115000    |
| * ROSEVILLE                | 623       | 15835000 | * BLOOMING PRAIRIE        | 756       | 360000     |
| * WHITE BEAR LAKE          | 624       | 9955000  | * OWATONNA                | 761       | 2685000    |
| * ST. PAUL                 | 625       | 85087444 | * ELLENDALE-GENEVA        | 762       | 365000     |
| * ST. PAUL AVTI            | 625       | 5350056  | * MEDFORD                 | 763       | 283000     |
| * OKLEE                    | 627       | 530000   | * HANCOCK                 | 768       | 180000     |
| * PLUMMER                  | 628       | 160000   | * MORRIS                  | 769       | 1315000    |
| * RED LAKE FALLS           | 630       | 605000   | * CHOKIO-ALBERTA          | 771       | 105000     |
| * BELVIEW                  | 631       | 80000    | * MURDOCK-KERKHOVEN       | 775       | 300000     |
| * LAMBERTON                | 633       | 615000   | * BENSON                  | 777       | 1975000    |
| * MILROY                   | 635       | 260000   | * APPLETON                | 784       | 381000     |
| * MORGAN                   | 636       | 360000   | * BERTHA-HEWITT           | 786       |            |
| * REDWOOD FALLS            | 637       | 420000   | * BROWERVILLE             | 787       | 1605000    |
| * SANBORN                  | 638       |          | * CLARISSA                | 789       | 105000     |
| * WABASSO                  | 640       | 60000    | * EAGLE BEND              | 790       |            |
| * WALNUT GROVE             | 641       | 200000   | * GREY EAGLE              | 791       |            |
| * BIRD ISLAND              | 646       | 584450   | * LONG PRAIRIE            | 792       | 370000     |
| * BUFFALO LAKE             | 647       | 28000    | * STAPLES                 | 793       | 436250     |
| * DANUBE                   | 648       |          | * STAPLES AVTI            | 793       | 983750     |
| * FAIRFAX                  | 649       | 2005000  | * BROWNS VALLEY           | 801       | 260000     |
| * FRANKLIN                 | 650       | 60000    | * WHEATON                 | 803       | 1500000    |
| * HECTOR                   | 651       | 720000   | * ELGIN-MILLVILLE         | 806       | 835000     |
| * MORTON                   | 652       |          | * MAZEPPA                 | 809       | 1195000    |
| * OLIVIA                   | 653       | 870000   | * PLAINVIEW               | 810       | 1359197    |
| * RENVILLE                 | 654       | 180000   | * WABASHA                 | 811       | 1975803    |
| * SACKED HEART             | 655       | 330000   | * LAKE CITY               | 813       | 2950000    |
| * FARIBAULT                | 656       | 1955000  | * PRINSBURG               | 815       |            |
| * FARIBAULT AVTI           | 656       |          | * VERNDALE                | 818       | 190000     |
| * MORRISTOWN               | 657       | 1520000  | * WADENA                  | 819       | 390000     |
| * NORTHFIELD               | 659       | 3825000  | * WADENA AVTI             | 819       | 120000     |
| * MAGNOLIA                 | 669       | 30000    | * SEREKA                  | 820       | 375000     |
| * LUVERNE                  | 670       | 895000   | * MENAHO                  | 821       | 470000     |
| * HILLS-BEAVER CREEK       | 671       | 75000    | * NEW RICHLAND-HARTLAND   | 827       | 125000     |
| * BADGER                   | 676       | 30000    | * WASECA                  | 829       | 2500000    |
| * GREENBUSH                | 678       | 290000   | * WALDORF-FEMBERTON       | 913       |            |
| * ROSEAU                   | 682       | 749000   | * JAMESVILLE              | 830       | 325000     |
| * WARROAD                  | 690       | 395000   | * FOREST LAKE             | 831       | 10985000   |
| * AURORA-HOYT LAKES        | 691       |          | * MAHTOMEDI               | 832       | 3110000    |
| * BABBITT                  | 692       | 825000   | * SOUTH WASHINGTON COUNTY | 833       | 20321000   |
| * BIWABIK                  | 693       |          | * STILLWATER              | 834       | 5830000    |
| * BUHL                     | 694       | 285000   | * BUTTERFIELD             | 836       |            |
| * CHISHOLM                 | 695       | 120000   | * MADELIA                 | 837       | 460000     |
| * ELY                      | 696       |          | * RAMSEY WASHINGTON AVTI  | 916       | 7420000    |
| * EVELETH                  | 697       |          | * ST. JAMES               | 840       | 3015000    |
| * EVELETH AVTI             | 697       | 1010000  | * BRECKENRIDGE            | 846       | 1390000    |
| * FLOODWOOD                | 698       | 795000   | * ROTHSAV                 | 850       | 135000     |
| * GILBERT                  | 699       | 66000    | * CAMPBELL-TINTAH         | 852       | 120000     |
| * HERMANTOWN               | 700       | 424000   | * LEWISTON                | 857       | 1975000    |
| * HIBBING                  | 701       |          | * ST. CHARLES             | 858       | 800000     |
| * HIBBING AVTI             | 701       | 175000   | * WINONA                  | 861       | 3612800    |
| * MOUNTAIN IRON            | 703       |          | * WINONA AVTI             | 861       | 535920     |
| * PROCTOR                  | 704       | 174000   | * ANNANDALE               | 876       | 1120000    |
| * VIRGINIA                 | 706       |          | * BUFFALO                 | 877       | 11680000   |
| * NETT LAKE                | 707       |          | * DELANO                  | 879       | 3545000    |
| * TOWER-SOUDAN             | 708       |          | * HOWARD LAKE-WAVERLY     | 880       | 1845000    |
| * DULUTH                   | 709       | 5600000  | * MAPLE LAKE              | 881       | 1365000    |
| * DULUTH AVTI              | 709       | 1010000  | * MONTICELLO              | 882       | 6250000    |
| * ST. LOUIS COUNTY         | 710       |          | * ROCKFORD                | 883       | 6055144    |
| * BELLE PLAINE             | 716       | 970748   | * ST. MICHAEL-ALBERTVILLE | 885       | 2105000    |
| * JORDAN                   | 717       | 2755000  | * CANBY                   | 891       | 1435000    |
| * PRIOR LAKE               | 719       | 7715000  | * CANBY AVTI              | 891       | 160000     |
| * SHAKOPEE                 | 720       | 7460000  | * CLARKFIELD              | 892       | 635000     |
| * NEW PRAGUE               | 721       | 4880000  | * ECHO                    | 893       |            |
| * BECKER                   | 726       | 7540000  | * GRANITE FALLS           | 894       | 150000     |
| * BIG LAKE                 | 727       | 1590000  | * GRANITE FALLS AVTI      | 894       | 720000     |
| * ELK RIVER                | 728       | 23101049 | * WOOD LAKE               | 896       | 114000     |
| * ARLINGTON                | 731       | 590000   |                           |           |            |
| * GAYLORD                  | 732       |          |                           |           |            |
| * GIBBON                   | 733       |          |                           |           |            |
|                            |           |          | TOTAL                     |           | 1106437611 |

NOTE: (1) Outstanding indebtedness for 1979 was taken from the Department of Education Annual Financial Report. Data for prior years was taken from county auditor reports of indebtedness as of December 31 each year. A net adjustment of \$72,513,698 is necessary to reflect the change to the records of the Department of Education for six months activity, and the fact that the Department of Education records do not include short term tax anticipation certificates for Minneapolis and St. Paul totaling \$42,000,000 and \$18,750,000 respectfully.

REVENUES, EXPENDITURES, AND DEBT

OF

OTHER AGENCIES



TABLE 29  
UNIVERSITY OF MINNESOTA  
CLASSIFICATION OF REVENUES, EXPENDITURES AND INDEBTEDNESS  
Year Ended June 30, 1979

| R E V E N U E S                              | A M O U N T   | S U B T O T A L              | T O T A L      |
|--|---|------------------------------|----------------|
| <b>REVENUES</b>                              |   |                              |                |
| INTERGOVERNMENTAL REVENUE                    |   |                              |                |
| FEDERAL GRANTS* .....                        | \$ ....   | \$ 98,564,988                | \$ ....        |
| STATE GRANTS                                 |   |                              |                |
| Maintenance and Operation .....              | \$ 165,425,130                                      | ....                         | ....           |
| Extension and Research .....                 | 30,504,568  | ....                         | ....           |
| Buildings .....                              | 12,253,641  | ....                         | ....           |
| Hospital .....                               | 7,830,701   | 216,014,040                  | ....           |
| OTHER LOCAL GRANTS .....                     | ....  | 1,866,999                    | ....           |
| TOTAL INTERGOVERNMENTAL REVENUE .....        | \$ ....   | \$ ....                      | \$ 316,446,027 |
| CHARGES FOR SERVICES                         |   |                              |                |
| TUITION AND FEES .....                       | ....  | 52,636,147                   | ....           |
| OTHER SERVICES                               |   |                              |                |
| Educational Activities .....                 | 23,084,260  | ....                         | ....           |
| Hospital .....                               | 82,678,515  | 105,762,775                  | ....           |
| SERVICE ENTERPRISES                          |   |                              |                |
| Dormitories and Dining Halls .....           | 17,689,262  | ....                         | ....           |
| Student Service Enterprises .....            | 21,186,630  | ....                         | ....           |
| General Service Enterprises .....            | 4,008,281   | ....                         | ....           |
| Health Service Enterprises .....             | 6,456,685   | ....                         | ....           |
| Intercollegiate Athletics .....              | 2,782,937   | 52,123,795                   | ....           |
| TOTAL CHARGES FOR SERVICES .....             | \$ ....   | \$ ....                      | \$ 210,522,717 |
| INTEREST AND INCOME OF INVESTMENTS .....     | ....  | ....                         | 14,576,693     |
| DONATIONS .....                              | ....  | ....                         | 38,396,202     |
| OTHER .....                                  | ....  | ....                         | 3,319,711      |
| TOTAL REVENUES .....                         | \$ ....   | \$ ....                      | \$ 583,261,350 |
| OTHER SOURCES                                |   |                              |                |
| BORROWING (Notes and Bonds) .....            | ....  | ....                         | 1,209,011      |
| TOTAL REVENUES AND BORROWING .....           | \$ ....   | \$ ....                      | \$ 584,470,361 |
| E X P E N D I T U R E S                      | O P E R A T I O N<br>A N D<br>M A I N T E N A N C E | C A P I T A L<br>O U T L A Y | T O T A L      |
| <b>EXPENDITURES</b>                          |   |                              |                |
| GENERAL EDUCATION AND RESEARCH               |   |                              |                |
| Institutional Support .....                  | \$ 27,220,871                                       | \$ 1,614,858                 | \$ 28,835,729  |
| Academic Support .....                       | 31,953,369  | 1,502,035                    | 33,455,404     |
| Physical Plant Maintenance .....             | 37,238,328  | 374,994                      | 37,613,322     |
| Physical Plant Extension .....               | 5,841,144   | 34,705,447                   | 40,546,591     |
| Instruction .....                            | 155,642,805   | 1,712,676                    | 157,355,481    |
| Research .....                               | 73,744,251  | 6,201,728                    | 79,945,979     |
| University Hospitals .....                   | 85,073,859  | 2,424,139                    | 87,497,998     |
| Public Services .....                        | 34,347,097  | 503,606                      | 34,850,703     |
| Student Services .....                       | 14,628,685  | 75,921                       | 14,704,606     |
| Scholarships and Fellowships .....           | 8,447,175   | 10,110                       | 8,457,285      |
| TOTAL GENERAL EDUCATION AND RESEARCH .....   | \$ 474,137,584                                      | \$ 49,125,514                | \$ 523,263,098 |
| SERVICE ENTERPRISES                          |   |                              |                |
| Dormitories and Dining Halls .....           | 15,800,884  | 145,707                      | 15,946,591     |
| Student Service Enterprises .....            | 18,534,223  | 252,005                      | 18,786,228     |
| General Service Enterprises .....            | 1,061,222   | 81,988                       | 1,143,210      |
| Health Service Enterprises .....             | 6,240,209   | 10,512                       | 6,250,721      |
| Intercollegiate Athletics .....              | 3,569,441   | 17,743                       | 3,587,184      |
| TOTAL SERVICE ENTERPRISES .....              | \$ 45,205,979                                       | \$ 507,955                   | \$ 45,713,934  |
| INTEREST ON DEBT .....                       | ....  | ....                         | 3,095,586      |
| TOTAL EXPENDITURES .....                     | \$ ....   | \$ ....                      | \$ 572,072,618 |
| OTHER USES                                   |   |                              |                |
| DEBT REDEMPTION (Notes and Bonds) .....      | ....  | ....                         | 2,189,318      |
| TOTAL EXPENDITURES AND DEBT REDEMPTION ..... | \$ ....   | \$ ....                      | \$ 574,261,936 |
| SUMMARY OF DEBT TRANSACTIONS                 |   |                              |                |
| Outstanding July 1, 1978 .....               |   |                              | \$ 48,334,316  |
| Issues .....                                 |   |                              | 1,209,011      |
| Paid .....                                   |   |                              | 2,189,318      |
| Outstanding June 30, 1979 .....              |   |                              | \$ 47,354,009  |

Note: \*Includes grants for specific projects.

TABLE 30  
MINNESOTA STATE ARMORY BUILDING COMMISSION  
CLASSIFICATION OF RECEIPTS, DISBURSEMENTS, AND INDEBTEDNESS  
Year Ended June 30, 1979

| LOCATION        | REVENUES |              |                 |                   | BORROWING | TOTAL RECEIPTS | PUBLIC SAFETY   |                   |                | INTEREST | TOTAL EXPENDITURES | DEBT RETIRED | TOTAL DISBURSEMENTS | OUTSTANDING INDEBTEDNESS JUNE 30 1979 |
|-----------------|----------|--------------|-----------------|-------------------|-----------|----------------|-----------------|-------------------|----------------|----------|--------------------|--------------|---------------------|---------------------------------------|
|                 | TAXES    | STATE GRANTS | SERVICE CHARGES | ALL OTHER REVENUE |           |                | ADMINIS-TRATIVE | OPERATING EXPENSE | CAPITAL OUTLAY |          |                    |              |                     |                                       |
| * BEMIDJI       | 7500     | 7250         | 3207            | 123               |           | 18080          | 1015            | 2876              | 555            | 9759     | 14205              | 25000        | 39205               | 130000                                |
| * CENTRAL       |          |              |                 | 46687             |           | 46687          | 3219            | 19069             | 1078           |          | 23366              |              | 23366               |                                       |
| * CROOKSTON     | 18585    | 4250         | 3590            | 2506              |           | 28931          | 639             | 7481              |                | 6852     | 14972              | 8500         | 23472               | 115500                                |
| * DULUTH        | 22625    | 28550        |                 | 253000            |           | 304175         | 1458            | 418               | 273715         | 45489    | 321080             | 18000        | 339080              | 502000                                |
| * EAST ST. PAUL | 3250     | 3250         | 2760            | 2132              |           | 11392          | 689             | 5506              |                | 1824     | 8019               | 4000         | 12019               | 43000                                 |
| * EVELETH       | 1368     | 3250         | 2655            | 160               |           | 7433           | 412             | 3035              |                | 590      | 4037               | 4000         | 8037                | 16000                                 |
| * FAIRMONT      | 15400    | 5250         | 3405            | 816               |           | 24871          | 710             | 5902              |                | 7220     | 13832              | 11500        | 25332               | 118500                                |
| * FARIBAULT     |          | 10250        | 975             | 26000             |           | 37225          | 432             | 235               | 55824          | 6951     | 63442              | 3000         | 66442               | 97000                                 |
| * HASTINGS      | 6600     | 5250         | 3090            | 160               |           | 15100          | 883             | 3565              |                | 1375     | 5823               | 10000        | 15823               | 22500                                 |
| * HUTCHINSON    |          | 7250         | 4729            | 238               |           | 12217          | 852             | 6016              | 100            | 9754     | 16722              | 3000         | 19722               | 136000                                |
| * JACKSON       |          |              |                 |                   |           |                |                 |                   | 2923           |          | 2923               |              | 2923                |                                       |
| * MARSHALL      | 5121     | 3250         | 2694            | 2542              |           | 13607          | 479             | 6934              |                | 419      | 7832               | 5000         | 12832               | 10000                                 |
| * MORRIS        |          | 4250         | 3574            | 275               |           | 8099           | 494             | 4911              |                | 957      | 6362               | 3293         | 9655                | 14111                                 |
| * DWATONNA      |          |              |                 |                   |           |                |                 |                   | 2101           |          | 2101               |              | 2101                |                                       |
| * PINE CITY     | 6715     | 7250         | 420             | 186               |           | 14571          | 558             | 645               |                | 9804     | 11007              | 4000         | 15007               | 137000                                |
| * RED WING      | 6500     | 4250         | 745             | 877               |           | 12372          | 446             | 10847             |                | 2810     | 14103              | 6000         | 20103               | 40000                                 |
| * REDWOOD FALLS | 10050    | 5250         | 2120            | 993               |           | 18413          | 665             | 4760              |                | 6714     | 12139              | 8000         | 20139               | 106500                                |
| * ROCHESTER     | 250      | 10250        | 9488            | 8068              |           | 28056          | 1511            | 12643             |                | 3188     | 17342              | 5000         | 22342               | 50000                                 |
| * ST. JAMES     | 1218     | 3250         | 200             | 1162              |           | 5830           | 307             | 5874              |                | 83       | 6264               | 3000         | 9264                |                                       |
| * ST. PAUL      | 23500    | 23500        | 19471           | 29073             |           | 95544          | 3060            | 35418             | 5565           | 7595     | 51638              | 40000        | 91638               | 180000                                |
| * ST. PETER     |          |              |                 |                   |           |                |                 |                   | 3614           |          | 3614               |              | 3614                |                                       |
| * TRACY         |          | 3250         | 175             |                   |           | 3425           | 558             | 914               |                | 1408     | 2880               | 2250         | 5130                | 36250                                 |
| * WABENA        | 1605     | 3250         | 3722            | 964               |           | 9541           | 317             | 5493              | 1095           | 100      | 7005               | 4000         | 11005               |                                       |
| * WEST ST. PAUL | 3250     | 3250         | 2843            | 4269              |           | 13612          | 697             | 10454             |                | 2704     | 13855              | 2500         | 16355               | 68000                                 |
| * WINDONA       | 7500     | 4250         | 2767            | 1386              |           | 15903          | 456             | 5539              | 1500           | 640      | 8135               | 10000        | 18135               | 16000                                 |
| * WORTHINGTON   |          |              |                 |                   |           |                |                 |                   |                |          |                    |              |                     |                                       |
| TOTAL           | 141037   | 149800       | 72630           | 381617            |           | 745084         | 19857           | 158535            | 348070         | 126236   | 652698             | 180043       | 832741              | 1838361                               |

TABLE 31  
 RETIREMENT AND RELIEF ASSOCIATIONS  
 CLASSIFICATION OF RECEIPTS AND DISBURSEMENTS  
 Period Covered\*

| R E C E I P T S                       | PUBLIC EMPLOYEES       |                       | TEACHERS                    |                              | FIREMEN'S<br>RELIEF<br>ASSOCIATION | POLICE<br>RELIEF<br>ASSOCIATION | MINNEAPOLIS<br>MUNICIPAL<br>EMPLOYEES'<br>RETIREMENT<br>ASSOCIATION | TOTAL          |
|---------------------------------------|------------------------|-----------------------|-----------------------------|------------------------------|------------------------------------|---------------------------------|---|----------------|
|                                       | Employees<br>Generally | Police and<br>Firemen | Public and<br>State Schools | Cities of the<br>First Class |                                    |                                 |   |                |
| REVENUE RECEIPTS                      |                        |                       |                             |                              |                                    |                                 |   |                |
| INTERGOVERNMENTAL REVENUE             |                        |                       |                             |                              |                                    |                                 |   |                |
| Federal .....                         | \$ .....               | \$ .....              | \$ .....                    | \$ 339,427                   | \$ .....                           | \$ .....                        | \$ .....  | \$ 339,427     |
| State .....                           | .....                  | 441,360               | 65,133,545                  | 13,453,522                   | 5,113,310                          | 4,263,846                       | .....   | 88,405,583     |
| Local Units .....                     | 53,638,655             | 10,980,872            | .....                       | 592,604                      | 12,468,974                         | 12,566,286                      | 23,563,430  | 113,810,821    |
| TOTAL INTERGOVERNMENTAL REVENUE ..... | \$ 53,638,655          | \$ 11,422,232         | \$ 65,133,545               | \$ 14,385,553                | \$ 17,582,284                      | \$ 16,830,132                   | \$ 23,563,430   | \$ 202,555,831 |
| MISCELLANEOUS                         |                        |                       |                             |                              |                                    |                                 |   |                |
| Contributions from Employees .....    | \$ 30,034,183          | \$ 5,548,243          | \$ 33,803,125               | \$ 9,269,165                 | \$ 1,779,390                       | \$ 2,610,834                    | \$ 6,526,816  | \$ 89,571,756  |
| Interest Earnings .....               | 49,826,749             | 7,683,014             | 40,462,291                  | 15,565,818                   | 2,545,529                          | 5,235,407                       | 6,609,433   | 127,928,241    |
| Adjustment of MAFB fund .....         | .....                  | .....                 | .....                       | .....                        | .....                              | .....                           | .....   | .....          |
| All Other Revenue .....               | 234,907                | 8,565                 | 925                         | 1,440                        | 80,107                             | 158,562                         | .....   | 484,506        |
| TOTAL MISCELLANEOUS REVENUE .....     | \$ 80,095,839          | \$ 13,239,822         | \$ 74,266,341               | \$ 24,836,423                | \$ 4,405,026                       | \$ 8,004,803                    | \$ 13,136,249   | \$ 217,984,503 |
| TOTAL REVENUE RECEIPTS .....          | \$ 133,734,494         | \$ 24,662,054         | \$ 139,399,886              | \$ 39,221,976                | \$ 21,987,310                      | \$ 24,834,935                   | \$ 36,699,679   | \$ 420,540,334 |
| D I S B U R S E M E N T S             |                        |                       |                             |                              |                                    |                                 |   |                |
| EXPENDITURES                          |                        |                       |                             |                              |                                    |                                 |   |                |
| CURRENT EXPENSE                       |                        |                       |                             |                              |                                    |                                 |   |                |
| Administration .....                  | \$ 1,255,900           | \$ 77,071             | \$ 1,032,290                | \$ 642,193                   | \$ 319,601                         | \$ 123,513                      | \$ 501,155  | \$ 3,951,723   |
| Pension and Benefit Payments .....    | 35,510,770             | 2,750,152             | 32,406,729                  | 17,656,542                   | 13,056,333                         | 10,296,911                      | 16,527,375  | 128,204,812    |
| Other .....                           | 5,087,355              | 48,594                | .....                       | .....                        | 153,757                            | 1,503,312                       | .....   | 6,793,018      |
| TOTAL CURRENT EXPENSE .....           | \$ 41,854,025          | \$ 2,875,817          | \$ 33,439,019               | \$ 18,298,735                | \$ 13,529,691                      | \$ 11,923,736                   | \$ 17,028,530   | \$ 138,949,553 |
| CAPITAL OUTLAY .....                  | .....                  | .....                 | 9,397                       | 6,522                        | .....                              | .....                           | 13,092  | 29,011         |
| TOTAL DISBURSEMENTS .....             | \$ 41,854,025          | \$ 2,875,817          | \$ 33,448,416               | \$ 18,305,257                | \$ 13,529,691                      | \$ 11,923,736                   | \$ 17,041,622   | \$ 138,978,564 |

NOTE: \*PERA, Public and State Teachers Association, and Duluth Teachers (Cities of the First Class) are on a fiscal year basis: Year Reported - June 30, 1979. Minneapolis and St. Paul Teachers (Cities of the First Class), Firemen's and Police Relief Association, and Minneapolis Municipal Employees are on a calendar year basis: Year Reported - December 31, 1978.

TABLE 32  
STATE AGRICULTURAL SOCIETY  
CLASSIFICATION OF RECEIPTS, DISBURSEMENTS AND INDEBTEDNESS  
Year Ended November 30, 1978

| R E C E I P T S  | A M O U N T  |
|--|--------------|
| <b>REVENUE RECEIPTS</b>  |              |
| <b>CHARGES FOR SERVICES</b>  |              |
| Ticket Sales   |              |
| Outside Gate .....   | \$ 2,266,345 |
| Grandstand .....   | 714,494      |
| Horse Show .....   | 96,267       |
| Trackless Train .....  | 16,738       |
| <b>TOTAL TICKET SALES</b> .....  | \$ 3,093,844 |
| Less Sales tax .....   | 118,567      |
| <b>NET TICKET SALES</b> .....  | \$ 2,975,277 |
| <b>MISCELLANEOUS REVENUE</b>   |              |
| Space Rental .....   | \$ 1,365,604 |
| Other Departmental Fees .....  | 158,773      |
| Interest Earnings .....  | 49,472       |
| All Other Revenue .....  | 472,553      |
| <b>TOTAL MISCELLANEOUS REVENUE</b> .....                                 | \$ 2,046,402 |
| <b>TOTAL REVENUE RECEIPTS</b> .....                                      | \$ 5,021,679 |
| <b>NONREVENUE RECEIPTS</b>   |              |
| Borrowing .....  | ....         |
| <b>TOTAL RECEIPTS</b> .....  | \$ 5,021,679 |
| <b>D I S B U R S E M E N T S</b>   |              |
| <b>CURRENT EXPENSE</b>   |              |
| Administration .....   | \$ 361,165   |
| Operation and Maintenance .....  | 815,587      |
| Departmental .....   | 2,383,819    |
| Premiums .....   | 344,324      |
| Other .....  | 613,676      |
| <b>TOTAL CURRENT EXPENSE</b> .....                                       | \$ 4,518,571 |
| <b>CURRENT OUTLAY</b> .....  | 211,063      |
| <b>DEBT REDEMPTION</b> .....   | ....         |
| <b>TOTAL DISBURSEMENTS</b> .....   | \$ 4,729,634 |
| <b>S U M M A R Y O F B O N D E D<br/>D E B T T R A N S A C T I O N S</b> |              |
| Outstanding beginning of year .....                                      | \$ ....      |
| Issued .....   | ....         |
| Paid .....   | ....         |
| Outstanding end of year .....  | \$ ....      |

TABLE 33  
NINETY-SIX AGRICULTURAL SOCIETIES AND ASSOCIATIONS  
CLASSIFICATION OF RECEIPTS, DISBURSEMENTS AND INDEBTEDNESS  
Year 1978

| R E C E I P T S  | A M O U N T  |
|--|--------------|
| <b>REVENUE RECEIPTS</b>  |              |
| <b>TAXES</b> .....   | \$ ....      |
| <b>INTERGOVERNMENTAL REVENUE</b>   |              |
| Federal .....  | ....         |
| State .....  | 334,222      |
| County .....   | 1,095,839    |
| Local Units .....  | ....         |
| <b>TOTAL INTERGOVERNMENTAL REVENUE</b> .....                             | \$ 1,430,061 |
| <b>CHARGES FOR SERVICES</b> .....  | 2,675,570*   |
| <b>MISCELLANEOUS REVENUE</b>   |              |
| Interest Earnings .....  | ....         |
| All Other Revenue .....  | 746,436      |
| <b>TOTAL REVENUE RECEIPTS</b> .....                                      | \$ 4,852,067 |
| <b>NONREVENUE RECEIPTS</b>   |              |
| <b>BORROWING -Short Term</b> .....                                       | 433,844      |
| <b>TOTAL RECEIPTS</b> .....  | \$ 5,285,911 |
| <b>D I S B U R S E M E N T S</b>   |              |
| <b>CURRENT EXPENSE</b>   |              |
| Administration .....   | \$ 324,930   |
| Operation and Maintenance .....  | 2,794,047*   |
| Premiums .....   | 596,357      |
| Interest expense .....   | 84,233       |
| <b>TOTAL CURRENT EXPENSE</b> .....                                       | \$ 3,799,567 |
| <b>CAPITAL OUTLAY</b> .....  | 725,655      |
| <b>DEBT REDEMPTION - Short Term</b> .....                                | 390,547      |
| <b>TOTAL DISBURSEMENTS</b> .....   | \$ 4,915,769 |
| <b>S U M M A R Y O F B O N D E D<br/>D E B T T R A N S A C T I O N S</b> |              |
| Outstanding beginning of year .....                                      | \$ ....      |
| Issued .....   | ....         |
| Paid .....   | ....         |
| Outstanding end of year .....  | \$ ....      |

Note: \*Includes amount of sales tax collections as reported by the Department of Agricultural.

TABLE 34  
SOIL AND WATER CONSERVATION DISTRICTS  
CLASSIFICATION OF RECEIPTS AND DISBURSEMENTS  
Year Ended June 30, 1979

| SOIL AND WATER<br>CONSERVATION<br>DISTRICT | R E V E N U E R E C E I P T S |        |        |                    |                      |                   | D I S B U R S E M E N T S |                    |                              |                        |
|--|-------------------------------|--------|--------|--------------------|----------------------|-------------------|---------------------------|--------------------|------------------------------|------------------------|
|  | INTERGOVERNMENTAL REVENUE     |        |        | SERVICE<br>CHARGES | ALL OTHER<br>REVENUE | TOTAL<br>RECEIPTS | CURRENT<br>EXPENSE        | PROJECT<br>EXPENSE | CAPITAL<br>OUTLAY<br>(EQUIP) | TOTAL<br>DISBURSEMENTS |
|  | FEDERAL<br>C.E.T.A.           | STATE  | COUNTY |                    |                      |                   |                           |                    |                              |                        |
| * AITKIN                                   | 0                             | 34994  | 0      | 0                  | 1062                 | 36056             | 22686                     | 7595               | 1102                         | 31383                  |
| * ANOKA                                    | 0                             | 10192  | 0      | 492                | 4594                 | 15278             | 1946                      | 4121               | 0                            | 6067                   |
| * BECKER                                   | 0                             | 18935  | 14122  | 3926               | 15336                | 52319             | 36052                     | 17932              | 0                            | 53984                  |
| * BELTRAMI                                 | 0                             | 443    | 5300   | 2336               | 4934                 | 13013             | 12146                     | 0                  | 0                            | 12146                  |
| * BENTON                                   | 0                             | 69578  | 15005  | 702                | 5594                 | 90879             | 24029                     | 9283               | 0                            | 33312                  |
| * BIG STONE                                | 0                             | 17168  | 9000   | 4505               | 24497                | 55170             | 23427                     | 19890              | 0                            | 43317                  |
| * BLUE EARTH                               | 1549                          | 6121   | 2644   | 21707              | 323                  | 32344             | 36968                     | 704                | 0                            | 37672                  |
| * BROWN                                    | 0                             | 22977  | 405    | 973                | 10626                | 34981             | 7249                      | 23847              | 218                          | 31314                  |
| * BURNS-HOMER-PLEASANT                     | 0                             | 50386  | 7508   | 0                  | 0                    | 57894             | 12727                     | 12199              | 0                            | 24926                  |
| * CARLTON                                  | 0                             | 65212  | 0      | 0                  | 1065                 | 66277             | 622                       | 28353              | 0                            | 28975                  |
| * CARVER                                   | 0                             | 21522  | 0      | 0                  | 4628                 | 26150             | 1535                      | 18669              | 258                          | 20462                  |
| * CASS                                     | 0                             | 18207  | 4000   | 0                  | 477                  | 22684             | 6668                      | 11848              | 126                          | 18642                  |
| * CHIPPEWA                                 | 0                             | 17171  | 12000  | 2243               | 10240                | 41654             | 14848                     | 18272              | 810                          | 33930                  |
| * CHISAGO                                  | 0                             | 33808  | 7400   | 193                | 3340                 | 44741             | 16573                     | 4491               | 0                            | 21064                  |
| * CLAY                                     | 0                             | 15672  | 21064  | 5614               | 31952                | 74302             | 36376                     | 23132              | 2242                         | 61750                  |
| * CLEARWATER                               | 0                             | 12459  | 2400   | 1037               | 8686                 | 24582             | 18001                     | 3361               | 1476                         | 22838                  |
| * COOK                                     | 0                             | 22299  | 0      | 0                  | 265                  | 22564             | 5991                      | 0                  | 1659                         | 7650                   |
| * CROW WING                                | 0                             | 15098  | 2550   | 0                  | 1923                 | 19571             | 8670                      | 7274               | 734                          | 16678                  |
| * DAKOTA                                   | 0                             | 60007  | 0      | 0                  | 8377                 | 68384             | 29020                     | 5869               | 1222                         | 36111                  |
| * DODGE                                    | 0                             | 7554   | 16297  | 21970              | 8531                 | 54352             | 12762                     | 16439              | 100                          | 29301                  |
| * DOUGLAS                                  | 3665                          | 15971  | 15000  | 5739               | 22338                | 62713             | 47352                     | 14302              | 0                            | 61654                  |
| * EAST AGASSIZ                             | 14505                         | 37654  | 101806 | 4802               | 18461                | 177228            | 35353                     | 142617             | 631                          | 178601                 |
| * EAST OTTER TAIL                          | 0                             | 11364  | 0      | 1452               | 11348                | 24164             | 8339                      | 14622              | 656                          | 32617                  |
| * EAST POLK                                | 0                             | 17746  | 6800   | 831                | 10943                | 36320             | 19206                     | 8969               | 2740                         | 30915                  |
| * FARIBAULT                                | 0                             | 14339  | 5500   | 9707               | 55798                | 85344             | 23245                     | 81525              | 0                            | 104770                 |
| * FILLMORE                                 | 0                             | 51308  | 0      | 20                 | 384                  | 51712             | 10496                     | 45764              | 805                          | 57065                  |
| * FREEBORN                                 | 4811                          | 15349  | 28000  | 11592              | 21750                | 81502             | 35420                     | 38619              | 6325                         | 80364                  |
| * GOODHUE                                  | 0                             | 140453 | 13447  | 208                | 4364                 | 158472            | 34040                     | 16140              | 989                          | 51169                  |
| * GRANT                                    | 0                             | 15306  | 14665  | 4279               | 10317                | 44567             | 23836                     | 15626              | 201                          | 39663                  |
| * HENNEPIN                                 | 0                             | 7901   | 0      | 0                  | 0                    | 7901              | 0                         | 0                  | 0                            | 0                      |
| * HUBBARD                                  | 0                             | 27505  | 13040  | 85                 | 2566                 | 43196             | 27219                     | 10732              | 1213                         | 39164                  |
| * ISANTI                                   | 0                             | 19250  | 0      | 270                | 4884                 | 24404             | 2869                      | 20967              | 0                            | 23836                  |
| * ITASCA                                   | 0                             | 12495  | 12200  | 2187               | 939                  | 27821             | 6206                      | 10084              | 0                            | 16290                  |
| * JACKSON                                  | 0                             | 1339   | 0      | 1519               | 42013                | 44871             | 1969                      | 36420              | 2500                         | 40889                  |
| * KANABEC                                  | 0                             | 24114  | 8147   | 428                | 10246                | 42935             | 17649                     | 10378              | 1480                         | 29507                  |
| * KANDIYOHI                                | 0                             | 14034  | 14500  | 5513               | 41500                | 75547             | 16562                     | 56374              | 517                          | 73453                  |
| * KITTSON                                  | 0                             | 6361   | 11814  | 1987               | 5659                 | 25821             | 22613                     | 9047               | 518                          | 32178                  |
| * KOOCHICHING                              | 0                             | 15807  | 0      | 0                  | 989                  | 16796             | 15690                     | 0                  | 857                          | 16547                  |
| * LAC QUI PARLE                            | 0                             | 15940  | 15979  | 5430               | 30093                | 67442             | 35014                     | 26425              | 5647                         | 67086                  |
| * LAKE                                     | 0                             | 33671  | 3435   | 0                  | 3835                 | 40941             | 16795                     | 0                  | 2879                         | 19674                  |
| * LAKE OF THE WOODS                        | 0                             | 35802  | 0      | 0                  | 1030                 | 36832             | 33356                     | 480                | 400                          | 34236                  |
| * LE SUEUR                                 | 0                             | 23448  | 0      | 0                  | 9867                 | 33315             | 5483                      | 23232              | 860                          | 29575                  |
| * LINCOLN                                  | 0                             | 33679  | 8600   | 2024               | 13965                | 58268             | 20110                     | 17233              | 985                          | 38328                  |
| * LYON                                     | 0                             | 31565  | 0      | 1054               | 6453                 | 39072             | 5131                      | 7192               | 210                          | 12533                  |
| * MAHONOMEN                                | 0                             | 16390  | 2200   | 1914               | 5235                 | 25739             | 5772                      | 9777               | 1094                         | 16643                  |
| * MARSHALL                                 | 0                             | 5296   | 9000   | 2002               | 20105                | 36403             | 23895                     | 14450              | 0                            | 38345                  |
| * MARSHALL-BELTRAMI                        | 0                             | 10497  | 4000   | 833                | 3405                 | 18735             | 14840                     | 1839               | 323                          | 17002                  |

TABLE 34 (Continued)  
SOIL AND WATER CONSERVATION DISTRICTS  
CLASSIFICATION OF RECEIPTS AND DISBURSEMENTS  
Year Ended June 30, 1979

| SOIL AND WATER<br>CONSERVATION<br>DISTRICT | REVENUE RECEIPTS          |         |        |                    |                      |                   | DISBURSEMENTS      |                    |                              |                        |
|--|---------------------------|---------|--------|--------------------|----------------------|-------------------|--------------------|--------------------|------------------------------|------------------------|
|  | INTERGOVERNMENTAL REVENUE |         |        | SERVICE<br>CHARGES | ALL OTHER<br>REVENUE | TOTAL<br>RECEIPTS | CURRENT<br>EXPENSE | PROJECT<br>EXPENSE | CAPITAL<br>OUTLAY<br>(EQUIP) | TOTAL<br>DISBURSEMENTS |
|  | FEDERAL<br>C.E.T.A.       | STATE   | COUNTY |                    |                      |                   |                    |                    |                              |                        |
| * MARTIN                                   | 0                         | 17830   | 0      | 1298               | 40157                | 59285             | 23385              | 46149              | 1381                         | 70915                  |
| * MC LEOD                                  | 0                         | 9302    | 0      | 1998               | 13018                | 24318             | 5170               | 13324              | 1302                         | 19796                  |
| * MEEKER                                   | 0                         | 12358   | 10000  | 2968               | 16506                | 41832             | 33771              | 20361              | 267                          | 54399                  |
| * MILLE LACS                               | 0                         | 20716   | 2144   | 0                  | 688                  | 23548             | 10138              | 0                  | 0                            | 10138                  |
| * MORRISON                                 | 0                         | 31392   | 14500  | 2589               | 14450                | 62931             | 33684              | 34171              | 6143                         | 73998                  |
| * MOWER                                    | 10111                     | 21863   | 16200  | 19280              | 21549                | 89003             | 65742              | 27318              | 8000                         | 93060                  |
| * MURRAY                                   | 0                         | 125     | 0      | 2337               | 13760                | 16222             | 3306               | 16125              | 0                            | 19431                  |
| * NICOLLET                                 | 0                         | 16823   | 0      | 2729               | 12780                | 32332             | 15164              | 12112              | 873                          | 28149                  |
| * NOBLES                                   | 0                         | 40443   | 2501   | 2796               | 25100                | 70840             | 28867              | 36400              | 0                            | 65267                  |
| * NORTH ST. LOUIS                          | 0                         | 9114    | 5780   | 0                  | 692                  | 15586             | 15528              | 0                  | 175                          | 15703                  |
| * OLMSTED                                  | 0                         | 38749   | 27063  | 3371               | 14802                | 83985             | 38889              | 32697              | 3138                         | 74724                  |
| * PENNINGTON                               | 10791                     | 15389   | 9600   | 2253               | 28975                | 67008             | 33062              | 24415              | 952                          | 58429                  |
| * PINE                                     | 2468                      | 22756   | 5018   | 0                  | 2988                 | 33230             | 13897              | 5721               | 0                            | 19618                  |
| * PIPESTONE                                | 0                         | 33484   | 8800   | 1562               | 20382                | 64228             | 29291              | 22322              | 1440                         | 53053                  |
| * POPE                                     | 0                         | 9095    | 9753   | 900                | 10691                | 30439             | 23497              | 4652               | 522                          | 28671                  |
| * RAMSEY                                   | 0                         | 21456   | 0      | 0                  | 0                    | 21456             | 21456              | 0                  | 0                            | 21456                  |
| * RED LAKE                                 | 0                         | 13120   | 7000   | 3678               | 14204                | 38002             | 22814              | 9657               | 0                            | 32471                  |
| * REDWOOD                                  | 0                         | 23135   | 0      | 2480               | 31601                | 57216             | 18216              | 36956              | 2586                         | 57758                  |
| * RENVILLE                                 | 0                         | 9600    | 0      | 10311              | 24266                | 44177             | 25112              | 30120              | 4100                         | 59332                  |
| * RICE                                     | 7422                      | 31306   | 0      | 1037               | 1961                 | 41726             | 10515              | 38993              | 0                            | 49508                  |
| * ROCK                                     | 0                         | 36053   | 1736   | 544                | 20462                | 58795             | 7449               | 17309              | 199                          | 24957                  |
| * ROOT RIVER                               | 0                         | 523     | 2177   | 0                  | 4                    | 2704              | 2787               | 1034               | 0                            | 3821                   |
| * ROSEAU                                   | 0                         | 12161   | 11934  | 2054               | 15223                | 41372             | 22288              | 22885              | 8088                         | 53261                  |
| * SCOTT                                    | 0                         | 25380   | 19849  | 214                | 7567                 | 53010             | 13772              | 15493              | 0                            | 29265                  |
| * SHERBURNE                                | 0                         | 6895    | 4500   | 65                 | 2434                 | 13894             | 16402              | 1328               | 141                          | 17871                  |
| * SIBLEY                                   | 0                         | 22211   | 15630  | 1985               | 22890                | 62716             | 39176              | 20943              | 0                            | 60119                  |
| * SOUTH ST. LOUIS                          | 0                         | 35281   | 11700  | 273                | 2311                 | 49565             | 35283              | 1122               | 251                          | 36656                  |
| * STEARNS                                  | 13111                     | 42268   | 63000  | 2515               | 15549                | 136443            | 89236              | 10922              | 6296                         | 106454                 |
| * STEELE                                   | 0                         | 29847   | 8919   | 19354              | 6413                 | 64533             | 36943              | 19564              | 0                            | 56507                  |
| * STEVENS                                  | 0                         | 10809   | 0      | 4340               | 10787                | 25936             | 9086               | 15305              | 2704                         | 27095                  |
| * SWIFT                                    | 0                         | 2433    | 0      | 4129               | 13381                | 19943             | 27600              | 8910               | 191                          | 36701                  |
| * TODD                                     | 3972                      | 5783    | 20487  | 2706               | 10859                | 43807             | 40043              | 6043               | 0                            | 46086                  |
| * TRAVERSE                                 | 0                         | 14589   | 6603   | 3136               | 15505                | 39833             | 15928              | 29036              | 0                            | 44964                  |
| * WABASHA                                  | 0                         | 38349   | 0      | 6860               | 3422                 | 48631             | 14111              | 42726              | 0                            | 56837                  |
| * WADENA                                   | 0                         | 24112   | 16000  | 0                  | 5129                 | 45241             | 15597              | 12324              | 196                          | 28117                  |
| * WALKING-WATER                            | 0                         | 31700   | 0      | 1531               | 15300                | 48531             | 11809              | 23785              | 0                            | 35594                  |
| * WASECA                                   | 0                         | 22633   | 4900   | 8039               | 22802                | 58374             | 23833              | 29439              | 24750                        | 78022                  |
| * WASHINGTON                               | 0                         | 36203   | 30000  | 0                  | 698                  | 66901             | 46654              | 7022               | 880                          | 54556                  |
| * WATONWAN                                 | 0                         | 15015   | 10950  | 936                | 19760                | 46661             | 21355              | 29786              | 969                          | 52110                  |
| * WEST OTTER TAIL                          | 0                         | 1502    | 0      | 2356               | 15286                | 19144             | 12356              | 9303               | 2425                         | 24084                  |
| * WEST POLK                                | 0                         | 39926   | 10000  | 2352               | 23929                | 76207             | 24576              | 33700              | 0                            | 58276                  |
| * WILKIN                                   | 0                         | 13342   | 11010  | 11560              | 16456                | 52368             | 22052              | 26579              | 159                          | 48790                  |
| * WINDNA                                   | 0                         | 79809   | 7383   | 0                  | 0                    | 87192             | 29419              | 24007              | 0                            | 53426                  |
| * WRIGHT                                   | 0                         | 10797   | 26413  | 2935               | 17795                | 57940             | 37020              | 16060              | 1145                         | 54225                  |
| * YELLOW MEDICINE                          | 0                         | 20027   | 14250  | 4347               | 18263                | 56887             | 25702              | 31812              | 895                          | 58409                  |
| TOTAL                                      | 72405                     | 2150091 | 823628 | 273392             | 1115732              | 4435248           | 1948737            | 1734023            | 113945                       | 3796705                |

TABLE 35  
WATERSHED DISTRICTS  
CLASSIFICATION OF RECEIPTS, DISBURSEMENTS AND INDEBTEDNESS  
Period Covered (1)

| NAME OF DISTRICT            | RECEIPTS |             |                   |        |        |             |                   |                   |           | DISBURSEMENTS  |                 |          |                |                 | OUTSTANDING INDEBTEDNESS |                     |
|-----------------------------|----------|-------------|-------------------|--------|--------|-------------|-------------------|-------------------|-----------|----------------|-----------------|----------|----------------|-----------------|--------------------------|---------------------|
|                             | TAXES    | ASSESSMENTS | INTERGOVERNMENTAL |        |        |             | INTEREST EARNINGS | ALL OTHER REVENUE | BORROWING | TOTAL RECEIPTS | CURRENT EXPENSE | INTEREST | CAPITAL OUTLAY | DEBT REDEMPTION |                          | TOTAL DISBURSEMENTS |
|                             |          |             | FEDERAL           | STATE  | COUNTY | LOCAL UNITS |                   |                   |           |                |                 |          |                |                 |                          |                     |
| * BEAR VALLEY               | 464      |             |                   | 51     |        |             | 128               |                   |           | 643            | 79              |          |                | 79              |                          |                     |
| * BELLE CREEK               |          | 28969       |                   | 750    |        |             | 13456             | 7500              |           | 50675          | 9933            |          | 14000          | 175818          | 366000                   |                     |
| * BUFFALO CREEK             | 27745    |             |                   | 5465   |        |             | 2824              |                   |           | 36034          | 19467           | 15246    | 136639         | 21631           |                          |                     |
| * BUFFALO-RED RIVER [2]     |          |             |                   |        |        |             |                   |                   |           |                |                 |          | 2164           |                 |                          |                     |
| * CLEARWATER RIVER          | 17453    |             |                   | 4956   |        |             | 288               |                   |           | 22697          | 22521           |          | 251            | 22772           |                          |                     |
| * COOK VALLEY               | 213      |             |                   |        |        |             | 213               |                   |           | 70             | 70              |          |                | 70              |                          |                     |
| * COON CREEK                | 47869    |             |                   | 16167  |        |             | 2792              |                   |           | 66828          | 43983           |          | 11618          | 55601           |                          |                     |
| * CORMORANT LAKES           | 2752     | 2307        |                   | 516    | 4870   |             | 33                |                   |           | 10478          | 7679            |          | 4870           | 12549           |                          |                     |
| * CROOKED CREEK             |          |             | 1207              |        |        |             | 91                |                   |           | 1298           | 395             |          |                | 395             |                          |                     |
| * HIGH ISLAND CREEK [2]     |          |             |                   |        |        |             |                   |                   |           |                |                 |          |                |                 |                          |                     |
| * JOE RIVER                 | 30652    |             |                   |        |        |             | 7453              |                   |           | 38105          | 10126           | 3841     |                | 23125           | 108908                   |                     |
| * LAC QUI PARLE-YELLOW BANK | 22243    | 231039      |                   | 4109   | 150000 |             | 345               |                   | 45000     | 452736         | 32774           |          | 9158           | 423334          | 35000                    |                     |
| * LOWER MINNESOTA RIVER     | 65606    |             |                   | 9393   |        |             | 2739              |                   |           | 77738          | 44732           |          |                | 70732           |                          |                     |
| * MIDDLE DES MOINES RIVER   | 28573    |             |                   | 1911   |        |             | 4207              |                   |           | 34691          | 16833           |          |                | 40595           |                          |                     |
| * MIDDLE RIVER-SNAKE RIVER  | 115794   |             |                   | 11351  |        |             | 2013              | 1040              |           | 133382         | 65188           |          |                | 130061          |                          |                     |
| * MINNEHAHA CREEK           | 144057   |             | 3184              |        |        |             | 1489              |                   |           | 145546         | 105425          |          |                | 135293          |                          |                     |
| * NINE MILE CREEK           | 291970   |             |                   | 3550   |        |             | 16289             | 40                |           | 311849         | 129772          |          |                | 151048          |                          |                     |
| * OKARENA-OCHEDA [2]        |          |             |                   |        |        |             |                   |                   |           |                |                 |          |                |                 |                          |                     |
| * PELICAN RIVER [2]         |          |             |                   |        |        |             |                   |                   |           |                |                 |          |                |                 |                          |                     |
| * PRIOR LAKE-SPRING LAKE    | 22000    |             |                   |        |        |             | 1296              |                   |           | 23296          | 21997           |          | 16236          | 38233           |                          |                     |
| * RAMSEY-WASHINGTON-METRO   | 62139    |             |                   | 12631  |        |             | 5110              |                   |           | 79880          | 143841          |          |                | 143841          |                          |                     |
| * RED LAKE                  | 251469   |             | 9113              |        |        |             | 12802             |                   |           | 273384         | 104734          |          | 5220           | 109954          |                          |                     |
| * RICE CREEK                | 143898   |             |                   |        |        | 29981       | 2997              | 5482              |           | 182358         | 176729          |          | 2614           | 179343          |                          |                     |
| * RILEY-FURGATORY CREEK     | 81634    |             |                   |        |        | 6952        | 1398              |                   |           | 89984          | 125895          |          |                | 125895          |                          |                     |
| * ROSEAU RIVER              | 35968    |             |                   | 6587   |        |             | 599               | 10                |           | 43164          | 31924           |          | 3084           | 55008           |                          |                     |
| * SANDHILL RIVER [2]        |          |             |                   |        |        |             |                   |                   |           |                |                 |          |                |                 |                          |                     |
| * STOCKTON-ROLLINGSTONE-    |          |             |                   |        |        |             |                   |                   |           |                |                 |          |                |                 |                          |                     |
| * MINNESOTA CITY            | 1596     |             |                   | 2916   |        |             |                   |                   |           | 4512           | 1509            |          |                | 1509            |                          |                     |
| * THIRTY LAKES              | 15485    |             |                   | 2446   |        |             | 2216              |                   |           | 20147          | 9247            |          | 275            | 9522            |                          |                     |
| * TURTLE CREEK              |          |             |                   | 4894   |        |             | 1857              |                   |           | 6751           | 6446            |          |                | 6446            |                          |                     |
| * TWO RIVER                 | 48683    |             |                   |        |        |             | 5871              |                   |           | 54554          | 28668           | 1659     | 22100          | 5264            | 47383                    |                     |
| * UPPER MINNESOTA RIVER     | 12084    |             |                   | 1399   |        | 9           | 419               | 42                |           | 13953          | 7762            |          |                | 7762            |                          |                     |
| * VALLEY BRANCH             | 58711    |             |                   | 18536  |        |             | 4386              | 26                |           | 78459          | 70102           |          |                | 70102           |                          |                     |
| * WARROAD                   | 10713    |             |                   | 2402   |        |             | 713               |                   |           | 13828          | 140             |          |                | 140             |                          |                     |
| * WILD RICE                 | 150292   | 47042       | 304965            | 26971  |        |             | 3665              | 200               |           | 533135         | 116089          |          | 429228         | 545317          |                          |                     |
| * YELLOW MEDICINE RIVER     | 186120   |             |                   | 5974   |        |             | 2883              | 507               |           | 195484         | 17108           |          | 154421         | 171529          |                          |                     |
| TOTAL                       | 1876183  | 309357      | 318469            | 139975 | 154870 | 36942       | 100359            | 14847             | 45000     | 2996002        | 1371168         | 20746    | 1334059        | 58422           | 2784395                  | 557291              |

NOTE: \* Short term loan.  
(1) Year ended December 31, 1978 except Pelican River and Turtle Creek - October 31, 1978, Bear Valley - January 25, 1979, Middle River - Snake River - January 31, 1979 and Ramsey-Washington -Metro - February 28, 1979.  
(2) Failed to report in time for this publication.

TABLE 35A  
RURAL WATER SYSTEMS  
CLASSIFICATION OF REVENUES AND EXPENDITURES  
Year Ended December 31, 1978

| NAME OF SYSTEM     | REVENUES |             |                                 |                 |                   |                   |           | EXPENDITURES   |                 |          |                |              |                     |
|--------------------|----------|-------------|---------------------------------|-----------------|-------------------|-------------------|-----------|----------------|-----------------|----------|----------------|--------------|---------------------|
|                    | TAXES    | ASSESSMENTS | TOTAL INTERGOVERNMENTAL REVENUE | SERVICE CHARGES | INTEREST EARNINGS | ALL OTHER REVENUE | BORROWING | TOTAL RECEIPTS | CURRENT EXPENSE | INTEREST | CAPITAL OUTLAY | DEBT RETIRED | TOTAL DISBURSEMENTS |
| * KITTSON-MARSHALL |          |             |                                 | 33956           | 392               | 1605              |           | 35953          | 30233           |          | 899            |              | 31132               |
| * MARSHALL-FOLK    |          | 84464       |                                 | 108537          |                   |                   |           | 193001         | 160787          | 115500   | 10359          | 42000*       | 328646              |
| TOTAL              |          | 84464       |                                 | 142493          | 392               | 1605              |           | 228954         | 191020          | 115500   | 11258          | 42000        | 359778              |

NOTE: \* This amount was paid to Marshall (\$18,000) and Polk (\$24,000) counties for redemption of debt.

TABLE 36  
DRAINAGE AND CONSERVANCY DISTRICTS  
CLASSIFICATION OF RECEIPTS AND DISBURSEMENTS  
Year Ended December 31, 1978

| NAME<br>COUNTY                    | AITKIN<br>AITKIN | RUSHFORD AREA<br>FILLMORE | WILKIN<br>WILKIN | TOTAL |
|-----------------------------------|------------------|---------------------------|------------------|-------|
| R E C E I P T S                   |                  |                           |                  |       |
| * REVENUE RECEIPTS                |                  |                           |                  |       |
| * TAXES .....                     | 34               | 45                        |                  | 79    |
| * OTHER REVENUE .....             | 832              |                           |                  | 832   |
| * NONREVENUE RECEIPTS             |                  |                           |                  |       |
| * BORROWING .....                 |                  |                           |                  |       |
| * TOTAL RECEIPTS .....            | 866              | 45                        |                  | 911   |
| * D I S B U R S E M E N T S       |                  |                           |                  |       |
| * CURRENT EXPENSE                 |                  |                           |                  |       |
| * OPERATION AND MAINTENANCE ..... | 796              | 355                       | 190              | 1341  |
| * TOTAL DISBURSEMENTS .....       | 796              | 355                       | 190              | 1341  |

TABLE 37  
SANITARY DISTRICTS  
CLASSIFICATION OF RECEIPTS, DISBURSEMENTS AND INDEBTEDNESS  
Year Ended December 31, 1978

| RECEIPTS                               | ALEXANDRIA<br>LAKE<br>AREA* | DOVER, EYOTA<br>AND ST. CHARLES<br>AREA | EAGLE<br>LAKE<br>COMMISSION | MOOSE LAKE AND<br>WINDEMERE<br>AREA | WESTERN<br>LAKE<br>SUPERIOR | TOTAL         |
|--|-----------------------------|---|-----------------------------|-------------------------------------|-----------------------------|---------------|
| REVENUE RECEIPTS                       |                             |   |                             |                                     |                             |               |
| TAXES .....                            | \$ 23,600                   | \$ 898                                  | \$ ....                     | \$ 24,921                           | \$ 376                      | \$ 49,795     |
| SPECIAL ASSESSMENTS .....              | 39,138                      | ....                                    | 49,706                      | 215,875                             | ....                        | 304,719       |
| INTERGOVERNMENTAL REVENUE              |                             |   |                             |                                     |                             |               |
| Federal .....                          | 236,369                     | 114,076                                 | ....                        | ....                                | 9,270,633                   | 9,621,078     |
| State .....                            | 131,643                     | 16,168                                  | ....                        | 6,588                               | 1,853,419                   | 2,007,818     |
| County .....                           | ....                        | ....                                    | ....                        | ....                                | ....                        | ....          |
| Local Units .....                      | ....                        | ....                                    | ....                        | ....                                | 63,865                      | 63,865        |
| TOTAL INTERGOVERNMENTAL REVENUE .....  | \$ 368,012                  | \$ 130,244                              | \$ ....                     | \$ 6,588                            | \$ 11,187,917               | \$ 11,692,761 |
| CHARGES FOR SERVICES .....             | 837,366                     | 128,665                                 | 26,991                      | 902                                 | 1,184,673                   | 2,178,597     |
| MISCELLANEOUS REVENUE                  |                             |   |                             |                                     |                             |               |
| Interest Earnings .....                | 404,125                     | 10,290                                  | 1,398                       | 2,454                               | 718,405                     | 1,136,672     |
| All Other Revenue .....                | 46,921                      | 24,800                                  | ....                        | 13,198                              | 67,654                      | 154,573       |
| TOTAL REVENUE RECEIPTS .....           | \$ 1,719,162                | \$ 294,897                              | \$ 78,095                   | \$ 265,938                          | \$ 13,159,025               | \$ 15,517,117 |
| NONREVENUE RECEIPTS                    |                             |   |                             |                                     |                             |               |
| BORROWING - Bonds .....                | ....                        | 30,000                                  | ....                        | ....                                | 16,000,000                  | 16,030,000    |
| - Short Term .....                     | ....                        | ....                                    | ....                        | ....                                | 3,000,000                   | 3,000,000     |
| TOTAL RECEIPTS .....                   | \$ 1,719,162                | \$ 324,897                              | \$ 78,095                   | \$ 265,938                          | \$ 32,159,025               | \$ 34,547,117 |
| D I S B U R S E M E N T S              |                             |   |                             |                                     |                             |               |
| CURRENT EXPENSE                        |                             |   |                             |                                     |                             |               |
| Administration .....                   | \$ 154,031                  | \$ 19,352                               | \$ 4,685                    | \$ 20,698                           | \$ 178,769                  | \$ 377,535    |
| Operation and Maintenance .....        | 280,204                     | 64,042                                  | 25,264                      | 679                                 | 984,977                     | 1,355,166     |
| Interest .....                         | 534,197                     | 51,057                                  | 28,105                      | 4,129                               | 233,116                     | 850,604       |
| TOTAL CURRENT EXPENSE .....            | \$ 968,432                  | \$ 134,451                              | \$ 58,054                   | \$ 25,506                           | \$ 1,396,862                | \$ 2,583,305  |
| CAPITAL OUTLAY .....                   | 791,170                     | 277,663                                 | ....                        | 39,145                              | 14,131,155                  | 15,239,133    |
| DEBT REDEMPTION - Bonds .....          | 4,495,000                   | 35,000                                  | 22,000                      | ....                                | 13,687,166                  | 18,239,166    |
| - Short Term .....                     | 620,000                     | ....                                    | ....                        | 175,000                             | 7,000,000                   | 7,795,000     |
| TOTAL DISBURSEMENTS .....              | \$ 6,874,602                | \$ 447,114                              | \$ 80,054                   | \$ 239,651                          | \$ 36,215,183               | \$ 43,856,604 |
| SUMMARY OF BONDED<br>DEBT TRANSACTIONS |                             |   |                             |                                     |                             |               |
| Outstanding beginning of year .....    | \$ 13,770,000               | \$ 940,000                              | \$ 520,000                  | \$ 367,000                          | \$ 24,761,113               | \$ 40,358,113 |
| Issued .....                           | ....                        | 30,000                                  | 22,000                      | ....                                | 19,000,000                  | 19,030,000    |
| Paid .....                             | 5,115,000                   | 35,000                                  | ....                        | ....                                | 20,687,166                  | 26,034,166    |
| Outstanding end of year .....          | \$ 8,655,000                | \$ 935,000                              | \$ 498,000                  | \$ 192,000                          | \$ 23,073,947**             | \$ 33,353,947 |

NOTE: \* Includes Alexandria Lake Area Service Region.  
\*\* Includes Western Lake Superior grant anticipation notes totaling \$3,000,000 payable October 1, 1979.



TABLE 38  
LIBRARY DISTRICTS  
CLASSIFICATION OF RECEIPTS AND DISBURSEMENTS\*  
Year Ended December 31, 1978

| NAME<br>LOCATION                         | ARROWHEAD<br>VIRGINIA | CROW RIVER<br>WILLMAR | EAST<br>CENTRAL<br>CAMBRIDGE | GREAT<br>RIVER<br>ST. CLOUD | KITCHIGAMI<br>PINE RIVER | LAKE<br>AGASSIZ<br>MOORHEAD | MELSA<br>ST. PAUL | NORTHWEST<br>THIEF RIVER<br>FALLS | PLUM CREEK<br>WORTHINGTON | SELCO<br>ROCHESTER | TRAVERSE<br>DES SIOUX<br>MANKATO | VIKING<br>FERGUS<br>FALLS | WESTERN<br>PLAINS<br>MONTEVIDEO | TOTAL        |
|--|-----------------------|-----------------------|------------------------------|-----------------------------|--------------------------|-----------------------------|-------------------|-----------------------------------|---------------------------|--------------------|----------------------------------|---------------------------|---------------------------------|--------------|
| R E C E I P T S                          |                       |                       |                              |                             |                          |                             |                   |                                   |                           |                    |                                  |                           |                                 |              |
| INTERGOVERNMENTAL REVENUE                |                       |                       |                              |                             |                          |                             |                   |                                   |                           |                    |                                  |                           |                                 |              |
| Federal .....                            | \$ .....              | \$ .....              | \$ .....                     | \$ 48,103                   | \$ .....                 | \$ 25,408                   | \$ .....          | \$ .....                          | \$ .....                  | \$ .....           | \$ .....                         | \$ .....                  | \$ 4,968                        | \$ 78,479    |
| State .....                              | 324,339               | 96,697                | 141,099                      | 271,550                     | 188,656                  | 134,905                     | 932,617           | 160,301                           | 173,926                   | 226,335            | 212,979                          | 188,832                   | 128,590                         | 3,180,826    |
| County .....                             | 232,817               | 126,472               | 207,221                      | 456,734                     | 99,165                   | 212,468                     | .....             | 67,347                            | 16,631                    | .....              | .....                            | 103,211                   | 149,517                         | 1,671,583    |
| Local Units .....                        | .....                 | 123,286               | 2,400                        | 172,295                     | 52,535                   | 258,408                     | 65,105            | 52,835                            | 32,370                    | 79,856             | .....                            | .....                     | 18,008                          | 857,098      |
| TOTAL INTERGOVERNMENTAL<br>REVENUE ..... | \$ 557,156            | \$ 346,455            | \$ 350,720                   | \$ 948,682                  | \$ 340,356               | \$ 631,189                  | \$ 997,722        | \$ 280,483                        | \$ 222,927                | \$ 306,191         | \$ 212,979                       | \$ 292,043                | \$ 301,083                      | \$ 5,787,986 |
| FINES AND FEES .....                     | 4,784                 | 6,920                 | 113                          | 2,447                       | 175                      | 2,356                       | .....             | 2,603                             | .....                     | .....              | .....                            | 12                        | 1,603                           | 21,013       |
| GIFTS AND DONATIONS .....                | .....                 | 574                   | 274                          | 579                         | .....                    | 2,072                       | .....             | .....                             | .....                     | .....              | .....                            | .....                     | 2,167                           | 5,666        |
| ALL OTHER REVENUE .....                  | 464,977               | 12,427                | 8,516                        | 19,008                      | 9,299                    | 16,584                      | 48,774            | .....                             | 8,132                     | 9,816              | 3,862                            | 8,803                     | 1,238                           | 611,436      |
| TOTAL RECEIPTS .....                     | \$ 1,026,917          | \$ 366,376            | \$ 359,623                   | \$ 970,716                  | \$ 349,830               | \$ 652,201                  | \$ 1,046,496      | \$ 283,086                        | \$ 231,059                | \$ 316,007         | \$ 216,841                       | \$ 300,858                | \$ 306,091                      | \$ 6,426,101 |
| D I S B U R S E M E N T S                |                       |                       |                              |                             |                          |                             |                   |                                   |                           |                    |                                  |                           |                                 |              |
| CURRENT EXPENSE                          |                       |                       |                              |                             |                          |                             |                   |                                   |                           |                    |                                  |                           |                                 |              |
| Salaries .....                           | \$ 242,109            | \$ 258,219            | \$ 227,208                   | \$ 601,422                  | \$ 194,614               | \$ 405,447                  | \$ 64,167         | \$ 155,479                        | \$ 28,407                 | \$ 140,930         | \$ 89,487                        | \$ 86,014                 | \$ 141,648                      | \$ 2,635,151 |
| Operation and Maintenance ..             | 40,890                | 7,507                 | 25,427                       | 5,401                       | 19,958                   | 25,944                      | .....             | 7,321                             | 1,113                     | 15,902             | .....                            | 3,264                     | 17,674                          | 170,401      |
| Books and Materials .....                | 408,131               | 114,808               | 66,041                       | 215,203                     | 33,744                   | 204,520                     | 124,379           | 43,167                            | 103,174                   | 96,071             | 33,352                           | 134,622                   | 119,275                         | 1,696,487    |
| Payments to Other Libraries ..           | .....                 | .....                 | .....                        | .....                       | .....                    | .....                       | 576,386           | .....                             | 32,119                    | 44,279             | 63,776                           | 31,038                    | .....                           | 747,598      |
| Other .....                              | 377,047               | 20,078                | 13,521                       | 39,610                      | 23,558                   | 15,520                      | 13,731            | 13,419                            | 8,012                     | 23,813             | 19,698                           | 25,841                    | 16,213                          | 610,061      |
| TOTAL CURRENT EXPENSE ...                | \$ 1,068,177          | \$ 400,612            | \$ 332,197                   | \$ 861,636                  | \$ 271,874               | \$ 651,431                  | \$ 778,663        | \$ 219,386                        | \$ 172,825                | \$ 320,995         | \$ 206,313                       | \$ 280,779                | \$ 294,810                      | \$ 5,859,698 |
| CAPITAL OUTLAY .....                     | 21,543                | .....                 | 1,726                        | .....                       | .....                    | 8,930                       | .....             | 42,044                            | .....                     | 10,057             | 5,823                            | 21,830                    | 5,460                           | 117,413      |
| TOTAL DISBURSEMENTS ..                   | \$ 1,089,720          | \$ 400,612            | \$ 333,923                   | \$ 861,636                  | \$ 271,874               | \$ 660,361                  | \$ 778,663        | \$ 261,430                        | \$ 172,825                | \$ 331,052         | \$ 212,136                       | \$ 302,609                | \$ 300,270                      | \$ 5,977,111 |

NOTE: \* Data was summarized from reporting forms submitted to Department of Education.

TABLE 39  
HOSPITAL DISTRICTS  
CLASSIFICATION OF RECEIPTS, DISBURSEMENTS AND INDEBTEDNESS  
Period Covered (1)

| NAME                                       | CANBY COMMUNITY | CANNON FALLS | CHISAGO LAKES | CUYUNA RANGE | DAWSON AREA    | DISTRICT MEMORIAL | GLACIAL RIDGE | MILACA AREA | MONTICELLO-BIG LAKE | MOOSE LAKE  | NORTHERN ITASCA | NORTH SUBURBAN* | PARKERS PRAIRIE | RICE COUNTY | ROSEAU AREA | UNITED               | UNITED DISTRICT | WESTERN POPE COUNTY | TOTAL        |
|--|-----------------|--------------|---------------|--------------|----------------|-------------------|---------------|-------------|---------------------|-------------|-----------------|-----------------|-----------------|-------------|-------------|----------------------|-----------------|---------------------|--------------|
| LOCATION                                   | CANBY           | CANNON FALLS | CHISAGO CITY  | CROSBY       | DAWSON         | FOREST LAKE       | GLENWOOD      | MILACA      | MONTICELLO (3)      | MOOSE LAKE  | BIGPORK (3)     | FRIDLEY (3)     | PARKERS PRAIRIE | FARIBAULT   | ROSEAU      | BLUE EARTH WINNEBAGO | STAPLES         | STARBUCK            |              |
| <b>RECEIPTS</b>                            |                 |              |               |              |                |                   |               |             |                     |             |                 |                 |                 |             |             |                      |                 |                     |              |
| <b>REVENUE RECEIPTS</b>                    |                 |              |               |              |                |                   |               |             |                     |             |                 |                 |                 |             |             |                      |                 |                     |              |
| TAXES .....                                | \$ 25,023       | \$ ....      | \$ 42,399     | \$ 20,892    | \$ 176         | \$ 38,663         | \$ 95,000     | \$ ....     | \$ ....             | \$ 47,500   | \$ ....         | \$ ....         | \$ 8,237        | \$ 176,308  | \$ 33,549   | \$ 115,370           | \$ ....         | \$ 6,820            | \$ 609,937   |
| <b>INTERGOVERNMENTAL REVENUES</b>          |                 |              |               |              |                |                   |               |             |                     |             |                 |                 |                 |             |             |                      |                 |                     |              |
| Federal .....                              | ....            | ....         | ....          | ....         | ....           | ....              | ....          | ....        | ....                | ....        | ....            | ....            | ....            | ....        | ....        | ....                 | ....            | ....                | ....         |
| State .....                                | 7,954           | ....         | ....          | 4,635        | 1,500          | 6,153             | ....          | ....        | ....                | 6,952       | ....            | ....            | 4,296           | ....        | ....        | 49,524               | ....            | ....                | 81,014       |
| County .....                               | ....            | ....         | ....          | ....         | ....           | ....              | ....          | ....        | ....                | ....        | ....            | ....            | ....            | ....        | ....        | 7,000                | ....            | ....                | 7,000        |
| Local Units .....                          | ....            | ....         | ....          | ....         | 10,000         | ....              | ....          | ....        | ....                | ....        | ....            | ....            | ....            | ....        | ....        | ....                 | ....            | ....                | 10,000       |
| TOTAL INTERGOVERNMENTAL REVENUE .....      | \$ 7,954        | \$ ....      | \$ ....       | \$ 4,635     | \$ 11,500      | \$ 6,153          | \$ ....       | \$ ....     | \$ ....             | \$ 6,952    | \$ ....         | \$ ....         | \$ 4,296        | \$ ....     | \$ ....     | \$ 56,524            | \$ ....         | \$ ....             | \$ 98,014    |
| OPERATING REVENUES .....                   | 1,437,194       | 625,110      | 1,903,010     | 1,974,228    | 1,309,839      | 1,929,079         | 720,870       | 1,277,023   | ....                | 2,237,591   | ....            | ....            | 335,586         | 4,062,553   | 2,243,198   | 2,002,590            | 2,450,196       | 833,858             | 25,341,925   |
| <b>MISCELLANEOUS REVENUES</b>              |                 |              |               |              |                |                   |               |             |                     |             |                 |                 |                 |             |             |                      |                 |                     |              |
| Interest Earnings .....                    | 31,229          | ....         | 14,855        | 8,167        | 20,069         | 21,152            | 1,892         | 27,052      | ....                | 31,242      | ....            | ....            | 1,390           | 108,299     | 24,368      | 31,608               | 93,334          | 25,474              | 440,131      |
| All Other Revenues .....                   | 7,465           | 3,343        | 20,321        | 13,312       | 3,983          | 33,621            | 1,690         | ....        | ....                | 10,769      | ....            | ....            | 11,671          | 2,691       | 61,184      | 23,974               | 2,036           | 177,965             | 374,025      |
| TOTAL REVENUE RECEIPTS ..                  | \$1,508,865     | \$628,453    | \$1,980,585   | \$2,021,234  | \$1,345,567    | \$2,028,668       | \$819,452     | \$1,304,075 | \$ ....             | \$2,334,054 | \$ ....         | \$ ....         | \$361,180       | \$4,349,851 | \$2,362,299 | \$2,230,066          | \$2,545,566     | \$1,044,117         | \$26,864,032 |
| <b>NONREVENUE RECEIPTS</b>                 |                 |              |               |              |                |                   |               |             |                     |             |                 |                 |                 |             |             |                      |                 |                     |              |
| BORROWING - BONDS .....                    | ....            | ....         | ....          | ....         | ....           | ....              | ....          | ....        | ....                | ....        | ....            | ....            | ....            | ....        | ....        | ....                 | ....            | ....                | ....         |
| TOTAL RECEIPTS .....                       | \$1,508,865     | \$628,453    | \$1,980,585   | \$2,021,234  | \$1,345,567    | \$2,028,668       | \$819,452     | \$1,304,075 | \$ ....             | \$2,334,054 | \$ ....         | \$ ....         | \$361,180       | \$4,349,851 | \$2,362,299 | \$2,230,066          | \$2,545,566     | \$1,044,117         | \$26,864,032 |
| <b>DISBURSEMENTS</b>                       |                 |              |               |              |                |                   |               |             |                     |             |                 |                 |                 |             |             |                      |                 |                     |              |
| <b>CURRENT EXPENSE</b>                     |                 |              |               |              |                |                   |               |             |                     |             |                 |                 |                 |             |             |                      |                 |                     |              |
| Operating Expenses .....                   | \$1,330,412     | \$582,157    | \$1,855,079   | \$2,004,798  | \$1,308,006    | \$1,776,020       | \$696,532     | \$1,242,633 | \$ ....             | \$2,162,927 | \$ ....         | \$ ....         | \$344,866       | \$4,041,706 | \$2,183,033 | \$1,983,000          | \$2,111,280     | \$ 684,245          | \$24,306,694 |
| Interest Expense .....                     | 10,594          | ....         | 85,985        | 3,345        | 76,856         | 90,946            | 52,976        | 25,838      | ....                | 49,700      | ....            | ....            | 15,664          | 58,591      | 30,787      | 48,510               | 390,565         | 75,298              | 1,015,655    |
| Miscellaneous .....                        | 444             | ....         | ....          | ....         | 15             | 4,381             | 4,226         | ....        | ....                | ....        | ....            | ....            | 8,246           | 15,883      | ....        | 4,505                | 3,844           | 2,323               | 41,867       |
| TOTAL CURRENT EXPENSE ..                   | \$1,341,450     | \$582,157    | \$1,941,064   | \$2,008,143  | \$1,384,877    | \$1,871,347       | \$753,734     | \$1,268,471 | \$ ....             | \$2,212,627 | \$ ....         | \$ ....         | \$368,776       | \$4,116,180 | \$2,213,820 | \$2,036,015          | \$2,505,689     | \$ 761,866          | \$25,366,216 |
| CAPITAL OUTLAY .....                       | 54,623          | 7,293        | 83,168        | 33,741       | 53,048         | 101,350           | 79,919        | 53,867      | ....                | 374,859     | ....            | ....            | 6,625           | 222,614     | 210,892     | 62,888               | 98,247          | 124,467             | 1,567,601    |
| DEBT REDEMPTION - BONDS .....              | 45,000          | ....         | 70,000        | 30,000       | 25,000         | 55,000            | 75,000        | 20,000      | ....                | 15,000      | ....            | ....            | 12,000          | 90,000      | 70,000      | 70,000               | 75,000          | 25,000              | 677,000      |
| TOTAL DISBURSEMENTS ..                     | \$1,441,073     | \$589,450    | \$2,094,232   | \$2,071,884  | \$1,462,925    | \$2,027,697       | \$908,653     | \$1,342,338 | \$ ....             | \$2,602,486 | \$ ....         | \$ ....         | \$387,401       | \$4,428,794 | \$2,494,712 | \$2,168,903          | \$2,678,936     | \$ 911,333          | \$27,610,817 |
| <b>SUMMARY OF BONDED DEBT TRANSACTIONS</b> |                 |              |               |              |                |                   |               |             |                     |             |                 |                 |                 |             |             |                      |                 |                     |              |
| Outstanding beginning of year ...          | \$ 255,000      | \$ ....      | \$1,605,000   | \$ 70,000    | (2) \$ 840,000 | \$1,230,000       | \$405,000     | \$ 545,000  | \$1,255,000         | \$1,760,000 | \$ 80,000       | \$12,985,000    | \$224,000       | \$1,230,000 | \$ 610,000  | \$1,050,000          | \$4,750,000     | \$1,200,000         | \$30,094,000 |
| Issued .....                               | ....            | ....         | ....          | ....         | ....           | ....              | ....          | ....        | ....                | ....        | ....            | ....            | ....            | ....        | ....        | ....                 | ....            | ....                | ....         |
| Paid .....                                 | 45,000          | ....         | 70,000        | 30,000       | 25,000         | 55,000            | 75,000        | 20,000      | 25,000              | 15,000      | 5,000           | 580,000         | 12,000          | 90,000      | 70,000      | 70,000               | 75,000          | 25,000              | 1,287,000    |
| Outstanding end of year .....              | \$ 210,000      | \$ ....      | \$1,535,000   | \$ 40,000    | \$ 815,000     | \$1,175,000       | \$330,000     | \$ 525,000  | \$1,230,000         | \$1,745,000 | \$ 75,000       | \$12,405,000    | \$212,000       | \$1,140,000 | \$ 540,000  | \$ 980,000           | \$4,675,000     | \$1,175,000         | \$28,807,000 |

NOTE: \* Hospital operated by Non-profit Association.

(1) Forest Lake - August 31, 1978. Chisago Lakes, Cuyuna Range, Glacial Ridge, Milaca Area, Moose Lake, and Roseau Area - September 30, 1978. Monticello-Big Lake, Northern Itasca, North Suburban, Parkers Prairie, Rice County, United and United District - December 31, 1978. Canby Community, Dawson Area, and Western Pope County - June 30, 1979.

(2) Does not include \$700,000.00 City of Dawson General Obligation bonds issued in 1977 to purchase the Nursing Home from Dawson Homes, Inc.

(3) Failed to report in time for this publication.

TABLE 40  
 MENTAL HEALTH CENTERS  
 CLASSIFICATION OF REVENUES AND EXPENDITURES\*  
 Year Ended June 30, 1979

| NAME                  | LOCATION       | R E V E N U E S |          |                 |                |                | E X P E N D I T U R E S |                |                     |
|-----------------------|----------------|-----------------|----------|-----------------|----------------|----------------|-------------------------|----------------|---------------------|
|                       |                | STATE           | COUNTY   | SERVICE CHARGES | OTHER RECEIPTS | TOTAL RECEIPTS | OPERATING EXPENSE       | CAPITAL OUTLAY | TOTAL DISBURSEMENTS |
| * ANOKA COUNTY        | ANOKA          | 222378          | 343190   | 16074           | 47920          | 629562         | 759930                  | 1175           | 761105              |
| * CARVER COUNTY       | CARVER         | 25727           | 9181     | 5821            | 77             | 40806          | 44934                   | 440            | 45374               |
| * CENTRAL MINNESOTA   | ST.CLOUD       | 681526          | 232322   | 148284          | 37187          | 1099319        | 985418                  | 24206          | 1009624             |
| * DAKOTA              | SOUTH ST. PAUL | 90826           | 346873   | 21643           | 12851          | 472193         | 589531                  | 9449           | 598980              |
| * FIVE COUNTY         | BRAHAM         | 304084          | 223320   | 24332           | 9345           | 561081         | 519359                  | 8384           | 527743              |
| * FREEBORN-MOWER      | AUSTIN         | 202600          | 188605   | 78612           | 4401           | 474218         | 459898                  | 3115           | 463013              |
| * HENNEPIN COUNTY     | MINNEAPOLIS    | 2850548         | 3626846  | 377775          | 442719         | 7297888        | 7314682                 | 43418          | 7358100             |
| * HIAWATHA VALLEY     | WINONA         | 142253          | 81130    | 31783           | 5277           | 260443         | 252705                  | 918            | 253623              |
| * LAKELAND            | FERGUS FALLS   | 394281          | 243660   | 141717          | 2653           | 782311         | 782826                  | 2172           | 784998              |
| * LUTHER W. YOUNGDAHL | DWATONNA       | 160586          | 116094   | 40727           | 597            | 318004         | 291878                  | 10195          | 302073              |
| * MINNESOTA VALLEY    | MANKATO        | 22944           | 35287    | 9806            |                | 68037          | 143973                  |                | 143973              |
| * NORTHEAST MINNESOTA | DULUTH         | 2415352         | 1706456  | 258450          | 324827         | 4705085        | 4482659                 | 19029          | 4501688             |
| * NORTHERN PINES      | LITTLE FALLS   | 188310          | 155077   | 17750           |                | 361137         | 370313                  | 15713          | 386026              |
| * NORTHLAND           | GRAND RAPIDS   | 310937          | 214540   | 55278           | 6034           | 586789         | 530373                  | 250            | 530623              |
| * NORTHWESTERN        | CROOKSTON      | 557641          | 293434   | 80470           | 31513          | 963058         | 956012                  | 29601          | 985613              |
| * RAMSEY COUNTY       | ST. PAUL       | 1716927         | 1947192  | 29664           | 517586         | 4211369        | 4202634                 | 8735           | 4211369             |
| * RANGE               | VIRGINIA       | 413633          | 365874   | 98405           | 8888           | 886800         | 899462                  | 50218          | 949680              |
| * SCOTT COUNTY        | SHAKOPEE       | 213684          | 434588   | 22199           | 95             | 670566         | 293401                  | 1909           | 295310              |
| * SIOUX TRAILS        | NEW ULM        |                 | 193247   | 19850           | 4722           | 217819         | 203607                  | 5115           | 208722              |
| * SOUTHWESTERN        | LIVERNE        | 222635          | 192214   | 28533           | 8847           | 452229         | 439567                  | 10278          | 449845              |
| * UPPER MISSISSIPPI   | BEMIDJI        | 611716          | 311784   | 46352           | 305            | 970157         | 765133                  | 9359           | 774492              |
| * WASHINGTON COUNTY   | LAKE ELMO      | 147944          | 253195   | 55715           | 6657           | 463511         | 459939                  | 2839           | 462778              |
| * WEST CENTRAL        | WILLMAR        | 826483          | 184012   | 158139          | 23555          | 1192189        | 990699                  | 18254          | 1008953             |
| * WESTERN             | MARSHALL       | 158348          | 72195    | 37252           | 11575          | 279370         | 304834                  | 3851           | 308685              |
| * ZUMBRO VALLEY       | ROCHESTER      | 42923           | 35927    | 1829            | 4947           | 85626          | 83032                   | 586            | 83618               |
| TOTAL                 |                | 12924286        | 11806243 | 1806460         | 1512578        | 28049567       | 27126799                | 279209         | 27406008            |

NOTE: \* Data was summarized from reporting forms submitted to the Department of Public Welfare.

TABLE 41  
DULUTH ARENA-AUDITORIUM ADMINISTRATIVE BOARD  
CLASSIFICATION OF RECEIPTS, DISBURSEMENTS AND INDEBTEDNESS  
Year Ended June 30, 1979

| R E C E I P T S                                   |              |
|---|--------------|
| REVENUE RECEIPTS                                  |              |
| HOTEL-MOTEL TAX .....                             | \$ 154,645   |
| FOOD and BEVERAGE TAX .....                       | 118,715      |
| INTERGOVERNMENTAL REVENUE                         |              |
| Federal .....                                     | 318,000      |
| State .....                                       | .....        |
| County .....                                      | .....        |
| Local Units .....                                 | 187,204      |
| TOTAL INTERGOVERNMENTAL REVENUE .....             | \$ 505,204   |
| CHARGES FOR SERVICES .....                        | 1,028,616    |
| MISCELLANEOUS REVENUE                             |              |
| Interest Earnings .....                           | .....        |
| All Other Revenue .....                           | .....        |
| TOTAL REVENUE RECEIPTS .....                      | \$ 1,807,180 |
| NONREVENUE RECEIPTS                               |              |
| BORROWING .....                                   | .....        |
| TOTAL RECEIPTS .....                              | \$ 1,807,180 |
| D I S B U R S E M E N T S                         |              |
| CURRENT EXPENSE                                   |              |
| Administration, Operation and Maintenance...      | \$ 1,419,714 |
| Interest .....                                    | .....        |
| TOTAL CURRENT EXPENSE .....                       | \$ 1,419,714 |
| CAPITAL OUTLAY .....                              | 31,754       |
| DEBT REDEMPTION-Short term (city of Duluth) ..... | 412,992      |
| TOTAL DISBURSEMENTS .....                         | \$ 1,864,460 |
| SUMMARY OF BONDED DEBT TRANSACTIONS               |              |
| Outstanding beginning of year .....               | \$ .....     |
| Issued .....                                      | .....        |
| Paid .....  | .....        |
| Outstanding end of year .....                     | \$ .....*    |

NOTE\* Arena-Auditorium bond issue of 1963 (\$1,800,000 outstanding 11-31-78), bond issue of 1969 (\$105,000 outstanding 12-31-78) and bond issue of 1974 (\$1,945,000 outstanding 12-31-78) reported as debt of the City of Duluth.

TABLE 42  
TRANSIT SYSTEMS  
CLASSIFICATION OF RECEIPTS, DISBURSEMENTS AND INDEBTEDNESS  
Period Covered\*

| R E C E I P T S                            | Duluth<br>Transit<br>Authority | ST. Cloud<br>Metropolitan<br>Transit<br>Commission | TOTAL        |
|--|--------------------------------|--|--------------|
| <b>REVENUE RECEIPTS</b>                    |                                |  |              |
| TAXES .....                                | \$ ....                        | \$ 257,007   | \$ 257,007   |
| <b>INTERGOVERNMENTAL REVENUE</b>           |                                |  |              |
| Federal .....                              | 445,000                        | 240,000  | 685,000      |
| State .....                                | 852,615                        | 360,955  | 1,213,570    |
| County .....                               | ....                           | ....   | ....         |
| Local Units .....                          | 426,308                        | ....   | 426,308      |
| TOTAL INTERGOVERNMENTAL REVENUE .....      | \$ 1,723,923                   | \$ 600,955   | \$ 2,324,878 |
| CHARGES FOR SERVICES .....                 | 1,779,597                      | 83,938   | 1,863,535    |
| <b>MISCELLANEOUS REVENUE</b>               |                                |  |              |
| Interest Earnings .....                    | ....                           | ....   | ....         |
| All Other Revenue .....                    | ....                           | 9,397  | 9,397        |
| TOTAL REVENUE RECEIPTS .....               | \$ 3,503,520                   | \$ 951,297   | \$ 4,454,817 |
| <b>NONREVENUE RECEIPTS</b>                 |                                |  |              |
| BORROWING .....                            | ....                           | ....   | ....         |
| TOTAL RECEIPTS .....                       | \$ 3,503,520                   | \$ 951,297   | \$ 4,454,817 |
| <b>D I S B U R S E M E N T S</b>           |                                |  |              |
| <b>CURRENT EXPENSE</b>                     |                                |  |              |
| Administration .....                       | \$ 817,232                     | \$ 73,936  | \$ 891,168   |
| Operation and Maintenance .....            | 2,686,288                      | 766,825  | 3,453,113    |
| Interest .....                             | ....                           | ....   | ....         |
| TOTAL CURRENT EXPENSE .....                | \$ 3,503,520                   | \$ 840,761   | \$ 4,344,281 |
| CAPITAL OUTLAY .....                       | 416,717                        | ....   | 416,717      |
| DEBT REDEMPTION .....                      | ....                           | ....   | ....         |
| TOTAL DISBURSEMENTS .....                  | \$ 3,920,237                   | \$ 840,761   | \$ 4,760,998 |
| <b>SUMMARY OF BONDED DEBT TRANSACTIONS</b> |                                |  |              |
| Outstanding beginning of year .....        | \$ ....                        | \$ ....  | \$ ....      |
| Issued .....                               | ....                           | ....   | ....         |
| Paid .....                                 | ....                           | ....   | ....         |
| Outstanding end of year .....              | \$ ....**                      | \$ ....  | \$ ....      |

NOTE: \*Duluth - Year Ended December 31, 1978 and St. Cloud - Year Ended September 30, 1978.

\*\* Transit Authority bond issue of 1969 (\$920,000 outstanding 12/31/78), bond issue of 1977 (1,100,000 outstanding 12/31/78) and bond issue of 1978 (915,000 outstanding 12/31/78) reported as debt of City of Duluth.

TABLE 43  
 Airport Commissions  
 CLASSIFICATION OF RECEIPTS, DISBURSEMENTS AND INDEBTEDNESS  
 Year Ended December 31, 1978

| R E C E I P T S                        | Duluth       | Chisholm<br>Hibbing | Eveleth<br>Virginia | Baudette<br>Lake of<br>the Woods | TOTAL        |
|--|--------------|---------------------|---------------------|----------------------------------|--------------|
| REVENUE RECEIPTS                       |              |                     |                     |                                  |              |
| TAXES .....                            | \$ 175,858*  | \$ 20,000           | \$ -                | \$ -                             | \$ 195,858   |
| INTERGOVERNMENTAL REVENUE              |              |                     |                     |                                  |              |
| Federal .....                          | 331,522      | 318,575             | -                   | -                                | 650,097      |
| State .....                            | 39,682       | 30,000              | 7,000               | 3,000                            | 79,682       |
| County .....                           | -            | -                   | -                   | 2,500                            | 2,500        |
| Local Units .....                      | -            | -                   | 20,000              | 2,500                            | 22,500       |
| TOTAL INTERGOVERNMENTAL REVENUE .....  | \$ 371,204   | \$ 348,575          | \$ 27,000           | \$ 8,000                         | \$ 754,779   |
| CHARGES FOR SERVICES .....             |              | 61,513              | 1,714               | -                                | 63,227       |
| MISCELLANEOUS REVENUE                  |              |                     |                     |                                  |              |
| Interest Earnings .....                | 13,374       | -                   | -                   | -                                | 13,374       |
| All Other Revenue .....                | 11,471       | 124                 | 1,004               | 1,202                            | 13,801       |
| TOTAL REVENUE RECEIPTS .....           | \$ 571,907   | \$ 430,212          | \$ 29,718           | \$ 9,202                         | \$ 1,041,039 |
| NONREVENUE RECEIPTS                    |              |                     |                     |                                  |              |
| BORROWING .....                        | -            | -                   | -                   | -                                | -            |
| TOTAL RECEIPTS .....                   | \$ 571,907   | \$ 430,212          | \$ 29,718           | \$ 9,202                         | \$ 1,041,039 |
| D I S B U R S E M E N T S              |              |                     |                     |                                  |              |
| CURRENT EXPENSE                        |              |                     |                     |                                  |              |
| Administration .....                   | \$ 220,438   | \$ 32,615           | \$ 4,874            | \$ 425                           | \$ 258,352   |
| Operation and Maintenance .....        | 1,041,278    | 58,439              | 18,453              | 9,754                            | 1,127,924    |
| Interest .....                         | 134,744      | -                   | -                   | -                                | 134,744      |
| TOTAL CURRENT EXPENSE .....            | \$ 1,396,460 | \$ 91,054           | \$ 23,327           | \$ 10,179                        | \$ 1,521,020 |
| CAPITAL OUTLAY .....                   | 470,559      | 1,021,716           | -                   | -                                | 1,492,275    |
| DEBT REDEMPTION .....                  | 100,000      | -                   | -                   | -                                | 100,000      |
| TOTAL DISBURSEMENTS .....              | \$ 1,967,019 | \$ 1,112,770        | \$ 23,327           | \$ 10,179                        | \$ 3,113,295 |
| SUMMARY OF BONDED<br>DEBT TRANSACTIONS |              |                     |                     |                                  |              |
| Outstanding beginning of year .....    | \$ 2,180,000 | \$ -                | \$ -                | \$ -                             | \$ 2,180,000 |
| Issued .....                           | -            | -                   | -                   | -                                | -            |
| Paid .....                             | 100,000      | -                   | -                   | -                                | 100,000      |
| Outstanding end of year .....          | \$ 2,080,000 | \$ -                | \$ -                | \$ -                             | \$ 2,080,000 |

\* Taxes also reported in the City for Federal Revenue Sharing.

TABLE 44  
 PORT AUTHORITIES  
 CLASSIFICATION OF RECEIPTS, DISBURSEMENTS AND INDEBTEDNESS  
 Period Covered\*

| R E C E I P T S                                | Duluth (1)      | St. Paul         | Winona        | TOTAL         |
|--|-----------------|------------------|---------------|---------------|
| <b>REVENUE RECEIPTS</b>                        |                 |                  |               |               |
| TAXES .....                                    | \$ 152,102(2)   | \$ 1,242,303(2)  | \$ ....       | \$ 1,394,405  |
| <b>INTERGOVERNMENTAL REVENUE</b>               |                 |                  |               |               |
| Federal .....                                  | .....           | .....            | .....         | .....         |
| State .....                                    | 88,750          | .....            | .....         | 88,750        |
| County .....                                   | .....           | .....            | .....         | .....         |
| Local Units .....                              | .....           | .....            | .....         | .....         |
| TOTAL INTERGOVERNMENTAL REVENUE .....          | \$ 88,750       | \$ .....         | \$ .....      | \$ 88,750     |
| CHARGES FOR SERVICES .....                     | 1,661,627       | 7,263,264        | 27,548        | 8,952,439     |
| <b>MISCELLANEOUS REVENUE</b>                   |                 |                  |               |               |
| Interest Earnings .....                        | 67,252          | 1,530,265        | 30,681        | 1,628,198     |
| All Other Revenue .....                        | 4,319           | 85,016           | .....         | 89,335        |
| TOTAL REVENUE RECEIPTS .....                   | \$ 1,974,050    | \$ 10,120,848    | \$ 58,229     | \$ 12,153,127 |
| <b>NONREVENUE RECEIPTS</b>                     |                 |                  |               |               |
| BORROWING .....                                | .....           | 19,944,926       | .....         | 19,944,926    |
|  | .....           | 6,647,775        | .....         | 6,647,775     |
| TOTAL RECEIPTS .....                           | \$ 1,974,050    | \$ 36,713,549    | \$ 58,229     | \$ 38,745,828 |
| <b>D I S B U R S E M E N T S</b>               |                 |                  |               |               |
| <b>CURRENT EXPENSE</b>                         |                 |                  |               |               |
| Administration Operation and Maintenance ..... | \$ 2,224,728    | \$ 686,186       | \$ 28,222     | \$ 2,939,136  |
| Interest .....                                 | 100,397         | 3,696,808        | 16,028        | 3,813,233     |
| TOTAL CURRENT EXPENSE .....                    | \$ 2,325,125    | \$ 4,382,994     | \$ 44,250     | \$ 6,752,369  |
| CAPITAL OUTLAY .....                           | 241,440         | 18,103,654       | ....          | 18,345,094    |
| DEBT REDEMPTION .....                          | 100,000         | 2,715,000        | 25,000        | 2,840,000     |
| TOTAL DISBURSEMENTS .....                      | \$ 2,666,565    | \$ 25,201,648    | \$ 69,250     | \$ 27,937,463 |
| <b>SUMMARY OF BONDED DEBT TRANSACTIONS</b>     |                 |                  |               |               |
| Outstanding beginning of year .....            | \$ 2,920,000    | \$ 83,040,000    | \$ 275,000    | \$ 86,235,000 |
| Issued .....                                   | .....           | 23,245,000       | .....         | 23,245,000    |
| Paid .....                                     | 100,000         | 2,715,000        | 25,000        | 2,840,000     |
| Outstanding end of year .....                  | \$ 2,820,000(3) | \$103,570,000(3) | \$ 250,000(3) | \$106,640,000 |
| Outstanding short term debt .....              | .....           | 8,685,275        | .....         | 8,685,275     |

Note: \*St. Paul and Winona - Year ended December 31, 1978, Duluth - Year ended March 31, 1979.

- (1) Does not include the Industrial Development Fund of The Seaway Port Authority.
- (2) Taxes also reported in the Cities of Duluth and St. Paul for Federal Revenue Sharing purposes.
- (3) Bonded Debt does not include Port Authority Industrial revenue bonds.

TABLE 45  
REGIONAL DEVELOPMENT COMMISSIONS  
CLASSIFICATION OF RECEIPTS, DISBURSEMENTS AND INDEBTEDNESS  
Period Covered(1)

| RECEIPTS                                   | NORTHWEST<br>REGION 1* | HEADWATERS<br>REGION 2 | ARROWHEAD<br>REGION 3 | WEST<br>CENTRAL<br>REGION 4* | REGION 5   | REGION 6E  | REGION 6W* | REGION 7E* | REGION 7W* | SOUTHWEST<br>REGION 8 | REGION 9*  | SOUTHEASTERN<br>REGION 10 | METROPOLITAN<br>COUNCIL<br>REGION 11 | TOTAL         |
|--|------------------------|------------------------|-----------------------|------------------------------|------------|------------|------------|------------|------------|-----------------------|------------|---------------------------|--------------------------------------|---------------|
| <b>REVENUE RECEIPTS</b>                    |                        |                        |                       |                              |            |            |            |            |            |                       |            |                           |                                      |               |
| TAXES .....                                | \$ 40,000              | \$ 15,560              | \$ 154,884            | \$ ....                      | \$ 44,561  | \$ 60,575  | \$ 29,000  | \$ ....    | \$ ....    | \$ 56,000             | \$ 115,000 | \$ 131,515                | \$ 2,595,876                         | \$ 3,242,971  |
| <b>INTERGOVERNMENTAL REVENUE</b>           |                        |                        |                       |                              |            |            |            |            |            |                       |            |                           |                                      |               |
| Federal .....                              | 68,000                 | 182,204                | 434,398               | 302,000                      | 505,991    | 28,147     | ....       | ....       | 20,000     | ....                  | 23,000     | 410,199                   | 7,660,550                            | 9,634,489     |
| State .....                                | 163,000                | 249,671                | 591,171               | 86,000                       | 70,282     | 134,566    | 139,000    | 146,000    | 179,000    | 262,000               | 449,000    | 543,732                   | 9,976,379                            | 12,989,801    |
| County .....                               | 10,000                 | ....                   | 25,016                | ....                         | ....       | ....       | ....       | ....       | 2,000      | 38,000                | ....       | ....                      | ....                                 | 75,016        |
| Local Units .....                          | ....                   | ....                   | 89,291                | ....                         | ....       | ....       | 10,000     | 11,000     | 8,000      | ....                  | ....       | ....                      | 146,420                              | 264,711       |
| TOTAL INTERGOVERNMENTAL REVENUE .....      | \$ 241,000             | \$ 431,875             | \$ 1,139,876          | \$ 388,000                   | \$ 576,273 | \$ 162,713 | \$ 149,000 | \$ 157,000 | \$ 209,000 | \$ 300,000            | \$ 472,000 | \$ 953,931                | \$ 17,783,349                        | \$ 22,964,017 |
| CHARGES FOR SERVICES .....                 | 4,000                  | ....                   | 2,002                 | 30,000                       | ....       | ....       | ....       | 47,000     | ....       | ....                  | ....       | ....                      | ....                                 | 83,002        |
| <b>MISCELLANEOUS REVENUE</b>               |                        |                        |                       |                              |            |            |            |            |            |                       |            |                           |                                      |               |
| Interest Earnings .....                    | 2,000                  | 1,971                  | ....                  | ....                         | 2,930      | 4,812      | 1,000      | ....       | 1,000      | 2,000                 | 4,000      | 20,739                    | 3,323,774                            | 3,364,226     |
| All Other Revenue .....                    | 9,000                  | ....                   | 7,366                 | ....                         | 3,312      | 6,594      | ....       | 4,000      | 6,000      | 1,000                 | 1,000      | 185                       | 51,016                               | 89,473        |
| TOTAL REVENUE RECEIPTS .....               | \$ 296,000             | \$ 449,406             | \$ 1,304,128          | \$ 418,000                   | \$ 627,076 | \$ 234,694 | \$ 179,000 | \$ 208,000 | \$ 216,000 | \$ 359,000            | \$ 592,000 | \$ 1,106,370              | \$ 23,754,015                        | \$ 29,743,689 |
| <b>NONREVENUE RECEIPTS</b>                 |                        |                        |                       |                              |            |            |            |            |            |                       |            |                           |                                      |               |
| BORROWING .....                            | ....                   | ....                   | 106,015               | ....                         | ....       | ....       | ....       | ....       | ....       | ....                  | ....       | ....                      | 1,100,000                            | 1,206,015     |
| TOTAL RECEIPTS .....                       | \$ 296,000             | \$ 449,406             | \$ 1,410,143          | \$ 418,000                   | \$ 627,076 | \$ 234,694 | \$ 179,000 | \$ 208,000 | \$ 216,000 | \$ 359,000            | \$ 592,000 | \$ 1,106,370              | \$ 24,854,015                        | \$ 30,949,704 |
| <b>DISBURSEMENTS</b>                       |                        |                        |                       |                              |            |            |            |            |            |                       |            |                           |                                      |               |
| <b>CURRENT EXPENSE</b>                     |                        |                        |                       |                              |            |            |            |            |            |                       |            |                           |                                      |               |
| Administration .....                       | \$ 72,000              | \$ 18,372              | \$ 26,720             | \$ 134,000                   | \$ 56,794  | \$ 50,945  | \$ 123,000 | \$ 48,000  | \$ 59,000  | \$ 168,000            | \$ 36,000  | \$ 171,048                | \$ 1,202,068                         | \$ 2,165,947  |
| Project Expense .....                      | 203,000                | 229,052                | 1,337,111             | 335,000                      | 530,679    | 174,450    | 53,000     | 151,000    | 149,000    | 185,000               | 510,000    | 775,372                   | 11,392,905                           | 16,025,569    |
| Interest .....                             | ....                   | 3,113                  | 6,707                 | ....                         | ....       | ....       | ....       | ....       | ....       | ....                  | ....       | ....                      | 2,299,799                            | 2,309,619     |
| TOTAL CURRENT EXPENSE .....                | \$ 275,000             | \$ 250,537             | \$ 1,370,538          | \$ 469,000                   | \$ 587,473 | \$ 225,395 | \$ 176,000 | \$ 199,000 | \$ 208,000 | \$ 353,000            | \$ 546,000 | \$ 946,420                | \$ 14,894,772                        | \$ 20,501,135 |
| CAPITAL OUTLAY .....                       | ....                   | 12,029                 | 4,023                 | ....                         | 1,512      | 1,447      | ....       | ....       | ....       | ....                  | ....       | ....                      | 11,094,147                           | 11,113,158    |
| DEBT REDEMPTION - Bonds .....              | ....                   | ....                   | ....                  | ....                         | ....       | ....       | ....       | ....       | ....       | ....                  | ....       | ....                      | 610,000                              | 610,000       |
| - Short Term .....                         | ....                   | ....                   | 50,000                | ....                         | ....       | ....       | ....       | ....       | ....       | ....                  | ....       | ....                      | 1,300,000                            | 1,350,000     |
| TOTAL DISBURSEMENTS .....                  | \$ 275,000             | \$ 262,566             | \$ 1,424,561          | \$ 469,000                   | \$ 588,985 | \$ 226,842 | \$ 176,000 | \$ 199,000 | \$ 208,000 | \$ 353,000            | \$ 546,000 | \$ 946,420                | \$ 27,898,919                        | \$ 33,574,293 |
| <b>SUMMARY OF BONDED DEBT TRANSACTIONS</b> |                        |                        |                       |                              |            |            |            |            |            |                       |            |                           |                                      |               |
| Outstanding beginning of year .....        | \$ ....                | \$ ....                | \$ 50,000             | \$ ....                      | \$ ....    | \$ ....    | \$ ....    | \$ ....    | \$ ....    | \$ ....               | \$ ....    | \$ ....                   | \$ 36,260,000                        | \$ 36,310,000 |
| Issued .....                               | ....                   | ....                   | 106,015               | ....                         | ....       | ....       | ....       | ....       | ....       | ....                  | ....       | ....                      | 1,100,000                            | 1,206,015     |
| Paid .....                                 | ....                   | ....                   | 50,000                | ....                         | ....       | ....       | ....       | ....       | ....       | ....                  | ....       | ....                      | 1,910,000                            | 1,960,000     |
| Outstanding end of year .....              | \$ ....                | \$ ....                | \$ 106,015(2)         | \$ ....                      | \$ ....    | \$ ....    | \$ ....    | \$ ....    | \$ ....    | \$ ....               | \$ ....    | \$ ....                   | \$ 35,450,000                        | \$ 35,556,015 |

NOTE: \* Estimated receipts and disbursements, failed to report in time for this publication.

(1) Year ended June 30, 1979 except regions 3 and 11 which ended December 31, 1978.

(2) Includes Certificate of Indebtedness of \$65,000 and notes payable totaling \$41,015. In addition to the short term indebtedness, there was a deficit fund balance of \$199,054 as of December 31, 1978. During 1979, the Executive Council loaned the ARDC \$25,000, and the Legislative Advisory Commission loaned the ARDC \$300,000 to meet payrolls and to keep the ARDC in operation.

(3) Includes \$1,100,000 in Certificate of Indebtedness.



TABLE 46  
METROPOLITAN AIRPORTS COMMISSION  
CLASSIFICATION OF RECEIPTS, DISBURSEMENTS AND INDEBTEDNESS  
Year Ended December 31, 1978

| R E C E I P T S  | A M O U N T          |
|--|----------------------|
| <b>REVENUE RECEIPTS</b>  |                      |
| TAXES .....  | \$ 571,619           |
| <b>INTERGOVERNMENTAL REVENUE</b>   |                      |
| Federal .....  | 3,468,097            |
| State .....  | 1,396,972            |
| <b>TOTAL INTERGOVERNMENTAL REVENUE .....</b>                             | <b>\$ 4,865,069</b>  |
| <b>CHARGES FOR SERVICES</b>  |                      |
| Wold Chamberlain Field .....   | \$ 20,971,099        |
| Holman Field .....   | 222,429              |
| Flying Cloud Field .....   | 92,074               |
| Crystal Field .....  | 80,452               |
| Anoka County Field .....   | 45,432               |
| Lake Elmo Field .....  | 35,527               |
| <b>TOTAL CHARGES FOR SERVICES .....</b>                                  | <b>\$ 21,447,013</b> |
| <b>MISCELLANEOUS REVENUE</b>   |                      |
| Interest Earnings .....  | \$ 3,898,636         |
| <b>TOTAL REVENUE RECEIPTS .....</b>                                      | <b>\$ 30,782,337</b> |
| <b>NONREVENUE RECEIPTS</b>   |                      |
| BORROWING .....  | .....                |
| <b>TOTAL RECEIPTS .....</b>  | <b>\$ 30,782,337</b> |
| <b>D I S B U R S E M E N T S</b>   |                      |
| <b>CURRENT EXPENSE</b>   |                      |
| <b>OPERATION AND MAINTENANCE</b>   |                      |
| General Administration .....   | \$ 1,362,915         |
| Wold Chamberlain Field .....   | 18,491,785           |
| Holman Field .....   | 368,367              |
| Flying Cloud Field .....   | 181,066              |
| Crystal Field .....  | 132,824              |
| Anoka County Field .....   | 126,305              |
| Lake Elmo Field .....  | 5,211                |
| <b>TOTAL OPERATION AND MAINTENANCE .....</b>                             | <b>\$ 20,668,473</b> |
| INTEREST .....   | 4,001,202            |
| <b>TOTAL CURRENT EXPENSE .....</b>                                       | <b>\$ 24,669,675</b> |
| <b>CAPITAL OUTLAY</b>  |                      |
| General Administration .....   | .....                |
| Wold Chamberlain Field .....   | 2,824,265            |
| Holman Field .....   | 945,040              |
| Flying Cloud Field .....   | 129,368              |
| Crystal Field .....  | 2,840                |
| Anoka County Field .....   | .....                |
| Lake Elmo Field .....  | 55,106               |
| <b>TOTAL CAPITAL OUTLAY .....</b>  | <b>\$ 3,956,619</b>  |
| <b>DISBURSEMENTS NOT CHARGEABLE AS EXPENDITURES</b>                      |                      |
| DEBT REDEMPTION .....  | 4,860,000            |
| <b>TOTAL DISBURSEMENTS .....</b>   | <b>\$ 33,486,294</b> |
| <b>S U M M A R Y O F B O N D E D<br/>D E B T T R A N S A C T I O N S</b> |                      |
| Outstanding beginning of year .....                                      | \$ 101,715,000       |
| Issued .....   | .....                |
| Paid .....   | 4,860,000            |
| Outstanding end of year .....  | \$ 96,855,000        |

TABLE 47  
TWIN CITIES AREA METROPOLITAN TRANSIT COMMISSION  
CLASSIFICATION OF RECEIPTS, DISBURSEMENTS AND INDEBTEDNESS  
Year Ended December 31, 1978

| R E C E I P T S                            | A M O U N T   |
|--|---------------|
| <b>REVENUE RECEIPTS</b>                    |               |
| TAXES .....                                | \$ 16,498,622 |
| <b>INTERGOVERNMENTAL REVENUE</b>           |               |
| Federal .....                              | 12,289,248    |
| State .....                                | 19,720,590    |
| County .....                               | ....          |
| Local Units .....                          | ....          |
| TOTAL INTERGOVERNMENTAL REVENUE .....      | \$ 32,009,838 |
| CHARGES FOR SERVICES .....                 | 17,763,634    |
| <b>MISCELLANEOUS REVENUE</b>               |               |
| Interest Earnings .....                    | 1,132,439     |
| All Other Revenue .....                    | 91,365        |
| TOTAL REVENUE RECEIPTS .....               | \$ 67,495,898 |
| <b>NONREVENUE RECEIPTS</b>                 |               |
| BORROWING .....                            | ....          |
| TOTAL RECEIPTS .....                       | \$ 67,495,898 |
| <b>D I S B U R S E M E N T S</b>           |               |
| <b>CURRENT EXPENSE</b>                     |               |
| Administration .....                       | \$ 4,084,986  |
| Operation and Maintenance .....            | 57,368,146    |
| Interest .....                             | 543,933       |
| TOTAL CURRENT EXPENSE .....                | \$ 61,997,065 |
| CAPITAL OUTLAY .....                       | 3,259,939     |
| DEBT REDEMPTION .....                      | 2,750,000     |
| TOTAL DISBURSEMENTS .....                  | \$ 68,007,004 |
| <b>SUMMARY OF BONDED DEBT TRANSACTIONS</b> |               |
| Outstanding beginning of year .....        | \$ 14,150,000 |
| Issued .....                               | ....          |
| Paid .....                                 | 2,750,000     |
| Outstanding end of year .....              | \$ 11,400,000 |

TABLE 48  
METROPOLITAN WASTE CONTROL COMMISSION  
CLASSIFICATION OF RECEIPTS, DISBURSEMENTS AND INDEBTEDNESS  
Year Ended December 31, 1978

| R E C E I P T S  | A M O U N T           |
|--|-----------------------|
| <b>REVENUE RECEIPTS</b>  |                       |
| TAXES .....  | \$ ....               |
| <b>INTERGOVERNMENTAL REVENUE</b>   |                       |
| Federal .....  | 41,216,622            |
| State .....  | 8,521,287             |
| County .....   | ....                  |
| Local Units .....  | ....                  |
| <b>TOTAL INTERGOVERNMENTAL REVENUE</b> .....                             | <b>\$ 49,737,909</b>  |
| <b>CHARGES FOR SERVICES</b> .....  | <b>34,661,138</b>     |
| <b>MISCELLANEOUS REVENUE</b>   |                       |
| Interest Earnings .....  | 3,270,939             |
| All Other Revenue .....  | 73,613                |
| <b>TOTAL REVENUE RECEIPTS</b> .....                                      | <b>\$ 87,743,599</b>  |
| <b>NONREVENUE RECEIPTS</b>   |                       |
| BORROWING .....  | ....                  |
| <b>TOTAL RECEIPTS</b> .....  | <b>\$ 87,743,599</b>  |
| <b>D I S B U R S E M E N T S</b>   |                       |
| <b>CURRENT EXPENSE</b>   |                       |
| Administration .....   | \$ 24,773,350         |
| Operation and Maintenance .....  | 7,550,105             |
| Interest .....   | ....                  |
| <b>TOTAL CURRENT EXPENSE</b> .....                                       | <b>\$ 32,323,455</b>  |
| <b>CAPITAL OUTLAY</b> .....  | <b>66,540,399</b>     |
| <b>DEBT REDEMPTION</b> .....   | <b>4,916,000</b>      |
| <b>TOTAL DISBURSEMENTS</b> .....   | <b>\$ 103,779,854</b> |
| <b>S U M M A R Y O F B O N D E D<br/>D E B T T R A N S A C T I O N S</b> |                       |
| Outstanding beginning of year .....                                      | \$ 141,855,000        |
| Issued .....   | ....                  |
| Paid .....   | 4,916,000             |
| Outstanding end of year .....  | \$ 136,939,000        |

TABLE 49  
CONSERVATION DISTRICTS  
CLASSIFICATION OF RECEIPTS, DISBURSEMENTS AND INDEBTEDNESS  
Year Ended December 31, 1978

| R E C E I P T S  | Lake<br>Minnetonka | White Bear<br>Lake | Total             |
|--|--------------------|--------------------|-------------------|
| <b>REVENUE RECEIPTS</b>  |                    |                    |                   |
| TAXES .....  | \$ -               | \$ -               | \$ -              |
| <b>INTERGOVERNMENTAL REVENUE</b>   |                    |                    |                   |
| Federal .....  | -                  | -                  | -                 |
| State .....  | -                  | -                  | -                 |
| County .....   | -                  | -                  | -                 |
| Local Units .....  | 60,172             | 9,286              | 69,458            |
| <b>TOTAL INTERGOVERNMENTAL REVENUE</b> .....                             | <b>\$ 60,172</b>   | <b>\$ 9,286</b>    | <b>\$ 69,458</b>  |
| <b>CHARGES FOR SERVICES</b> .....  | -                  | 100                | 100               |
| <b>MISCELLANEOUS REVENUE</b>   |                    |                    |                   |
| Interest Earnings .....  | -                  | 477                | 477               |
| All Other Revenue .....  | 34,908             | 1                  | 34,909            |
| <b>TOTAL REVENUE RECEIPTS</b> .....                                      | <b>\$ 95,080</b>   | <b>\$ 9,864</b>    | <b>\$ 104,944</b> |
| <b>NONREVENUE RECEIPTS</b>   |                    |                    |                   |
| BORROWING .....  | -                  | -                  | -                 |
| <b>TOTAL RECEIPTS</b> .....  | <b>\$ 95,080</b>   | <b>\$ 9,864</b>    | <b>\$ 104,944</b> |
| <b>D I S B U R S E M E N T S</b>   |                    |                    |                   |
| <b>CURRENT EXPENSE</b>   |                    |                    |                   |
| Administration .....   | \$ 34,089          | \$ -               | \$ 34,089         |
| Operation and Maintenance .....  | 43,466             | 6,509              | 49,975            |
| Interest .....   | -                  | -                  | -                 |
| <b>TOTAL CURRENT EXPENSE</b> .....                                       | <b>\$ 77,555</b>   | <b>\$ 6,509</b>    | <b>\$ 84,064</b>  |
| <b>CAPITAL OUTLAY</b> .....  | 458                | -                  | 458               |
| <b>DEBT REDEMPTION</b> .....   | -                  | -                  | -                 |
| <b>TOTAL DISBURSEMENTS</b> .....   | <b>\$ 78,013</b>   | <b>\$ 6,509</b>    | <b>\$ 84,522</b>  |
| <b>S U M M A R Y O F B O N D E D<br/>D E B T T R A N S A C T I O N S</b> |                    |                    |                   |
| Outstanding beginning of year .....                                      | \$ -               | \$ -               | \$ -              |
| Issued .....   | -                  | -                  | -                 |
| Paid .....   | -                  | -                  | -                 |
| Outstanding end of year .....  | \$ -               | \$ -               | \$ -              |

TABLE 50  
METROPOLITAN MOSQUITO CONTROL DISTRICT  
CLASSIFICATION OF RECEIPTS, DISBURSEMENTS AND INDEBTEDNESS  
Year Ended December 31, 1978

| R E C E I P T S                            | A M O U N T  |
|--|--------------|
| <b>REVENUE RECEIPTS</b>                    |              |
| <b>INTERGOVERNMENTAL REVENUE</b>           |              |
| State .....                                | \$ 302,024   |
| Anoka .....                                | 124,665      |
| Dakota County .....                        | 125,816      |
| Hennepin County .....                      | 685,471      |
| Ramsey County .....                        | 340,042      |
| Scott County .....                         | 31,909       |
| Washington County .....                    | 72,532       |
| TOTAL INTERGOVERNMENTAL REVENUE .....      | \$ 1,682,659 |
| CHARGES FOR SERVICES .....                 | ....         |
| <b>MISCELLANEOUS REVENUE</b>               |              |
| Interest Earnings .....                    | 10,517       |
| All Other Revenue .....                    | 1,750        |
| TOTAL REVENUE RECEIPTS .....               | \$ 1,694,726 |
| <b>NONREVENUE RECEIPTS</b>                 |              |
| BORROWING .....                            | ....         |
| TOTAL RECEIPTS .....                       | \$ 1,694,726 |
| <b>D I S B U R S E M E N T S</b>           |              |
| <b>CURRENT EXPENSE</b>                     |              |
| Administration .....                       | \$ 117,265   |
| Operation and Maintenance .....            | 1,498,825    |
| Interest .....                             | 2,153        |
| TOTAL CURRENT EXPENSE .....                | \$ 1,618,243 |
| CAPITAL OUTLAY .....                       | 18,856       |
| DEBT REDEMPTION .....                      | ....         |
| TOTAL DISBURSEMENTS .....                  | \$ 1,637,099 |
| <b>SUMMARY OF BONDED DEBT TRANSACTIONS</b> |              |
| Outstanding beginning of year .....        | \$ ....      |
| Issued .....                               | ....         |
| Paid .....                                 | ....         |
| Outstanding end of year .....              | \$ ....      |

TABLE 51  
METROPOLITAN SPORTS FACILITIES COMMISSION  
CLASSIFICATION OF RECEIPTS, DISBURSEMENTS AND INDEBTEDNESS  
Thirteen Months Ended December 31, 1978

| R E C E I P T S                            | A M O U N T   |
|--|---------------|
| <b>REVENUE RECEIPTS</b>                    |               |
| <b>TAXES</b>                               |               |
| Admissions .....                           | \$ 454,270    |
| Liquor .....                               | 1,812,629     |
| <b>INTERGOVERNMENTAL REVENUE</b>           |               |
| Federal .....                              | 93,384        |
| State .....                                | ....          |
| <b>OPERATING REVENUE</b>                   |               |
| Operation of Stadium .....                 | 685,262       |
| Parking .....                              | 739,669       |
| Concessions .....                          | 398,696       |
| <b>MISCELLANEOUS REVENUE</b>               |               |
| Interest Earnings .....                    | 171,824       |
| All Other Revenue .....                    | 219,118       |
| TOTAL REVENUE RECEIPTS .....               | \$ 4,574,852  |
| <b>NONREVENUE RECEIPTS</b>                 |               |
| BORROWING .....                            | ....          |
| TOTAL RECEIPTS .....                       | \$ 4,574,852  |
| <b>D I S B U R S E M E N T S</b>           |               |
| <b>CURRENT EXPENSE</b>                     |               |
| Administration .....                       | \$ 1,571,950* |
| Operation and Maintenance .....            | 1,609,818     |
| Interest .....                             | 139,457       |
| TOTAL CURRENT EXPENSE .....                | 3,321,225     |
| CAPITAL OUTLAY .....                       | 16,221        |
| DEBT REDEMPTION .....                      | ....          |
| TOTAL DISBURSEMENTS .....                  | \$ 3,337,446  |
| <b>SUMMARY OF BONDED DEBT TRANSACTIONS</b> |               |
| Outstanding beginning of year .....        | \$ 3,216,000  |
| Issue .....                                | ....          |
| Paid .....                                 | ....          |
| Outstanding end of year .....              | \$ 3,216,000  |

NOTE: \*Includes expenses relating to the determination of the location and design for a new sports facility.

TABLE 52  
HENNEPIN COUNTY PARK RESERVE DISTRICT\*  
CLASSIFICATION OF RECEIPTS, DISBURSEMENTS AND INDEBTEDNESS  
Year Ended December 31, 1978

| R E C E I P T S                       |  | AMOUNT        |
|---------------------------------------|--|---------------|
| REVENUE RECEIPTS                      |  |               |
| TAXES .....                           |  | \$ 3,842,020  |
| INTERGOVERNMENTAL REVENUE             |  |               |
| Federal .....                         |  | 57,678        |
| State .....                           |  | 392,118       |
| County .....                          |  | .....         |
| Local Units .....                     |  | 4,594,786     |
| TOTAL INTERGOVERNMENTAL REVENUE ..... |  | \$ 5,044,582  |
| CHARGES FOR SERVICES .....            |  | 752,176       |
| MISCELLANEOUS REVENUE                 |  |               |
| Interest Earnings .....               |  | 374,202       |
| All Other Revenue .....               |  | 169,588       |
| TOTAL REVENUE RECEIPTS .....          |  | \$ 10,181,568 |
| NONREVENUE RECEIPTS                   |  |               |
| BORROWING .....                       |  | .....         |
| TOTAL RECEIPTS .....                  |  | \$ 10,181,568 |
| D I S B U R S E M E N T S             |  |               |
| CURRENT EXPENSE                       |  |               |
| Administration .....                  |  | \$ 1,563,889  |
| Operation and Maintenance .....       |  | 2,860,467     |
| Interest .....                        |  | 143,148       |
| TOTAL CURRENT EXPENSE .....           |  | \$ 4,567,504  |
| CAPITAL OUTLAY .....                  |  | 5,426,072     |
| DEBT REDEMPTION .....                 |  | 500,000       |
| TOTAL DISBURSEMENTS .....             |  | \$ 10,493,576 |
| SUMMARY OF BONDED DEBT TRANSACTIONS   |  |               |
| Outstanding beginning of year .....   |  | \$ 3,750,000  |
| Issued .....                          |  | .....         |
| Paid .....                            |  | 500,000       |
| Outstanding end of year .....         |  | \$ 3,250,000  |

NOTE: \* Includes Scott-Hennepin Park Advisory Board.

TABLE 53  
HIBBING-STUNTZ JOINT RECREATION AND PARK BOARD\*  
AND ELY RECREATION BOARD\*\*  
CLASSIFICATION OF RECEIPTS, DISBURSEMENTS AND INDEBTEDNESS  
Year Ended December 31, 1978

| R E C E I P T S                       | HIBBING-STUNTZ | ELY RECREATION BOARD | TOTAL      |
|---------------------------------------|----------------|----------------------|------------|
| REVENUE RECEIPTS                      |                |                      |            |
| TAXES .....                           | \$ 199,277     | \$ ....              | \$ 199,277 |
| INTERGOVERNMENTAL REVENUE             |                |                      |            |
| Federal-C.E.T.A. ....                 | 828            | .....                | 828        |
| State .....                           | 30,482         | .....                | 30,482     |
| County .....                          | .....          | .....                | .....      |
| Local Units .....                     | 397,000        | 24,422               | 421,422    |
| TOTAL INTERGOVERNMENTAL REVENUE ..... | \$ 428,310     | \$ 24,422            | \$ 452,732 |
| CHARGES FOR SERVICES .....            | 61,440         | 23,812               | 85,252     |
| MISCELLANEOUS REVENUE                 |                |                      |            |
| Interest Earnings .....               | 4,531          | 189                  | 4,720      |
| All Other Revenue .....               | 11,466         | 1,978                | 13,444     |
| TOTAL REVENUE RECEIPTS .....          | \$ 705,024     | \$ 50,401            | \$ 755,425 |
| NONREVENUE RECEIPTS                   |                |                      |            |
| BORROWING .....                       | .....          | .....                | .....      |
| TOTAL RECEIPTS .....                  | \$ 705,024     | \$ 50,401            | \$ 755,425 |
| D I S B U R S E M E N T S             |                |                      |            |
| CURRENT EXPENSE                       |                |                      |            |
| Administration .....                  | \$ ....        | \$ 22,360            | \$ 22,360  |
| Operation and Maintenance .....       | 255,973        | 22,088               | 278,061    |
| Interest .....                        | .....          | .....                | .....      |
| TOTAL CURRENT EXPENSE .....           | \$ 255,973     | \$ 44,448            | \$ 300,421 |
| CAPITAL OUTLAY .....                  | 472,071        | 1,176                | 473,247    |
| DEBT REDEMPTION .....                 | .....          | .....                | .....      |
| TOTAL DISBURSEMENTS .....             | \$ 728,044     | \$ 45,624            | \$ 773,668 |
| SUMMARY OF BONDED DEBT TRANSACTIONS   |                |                      |            |
| Outstanding beginning of year .....   | \$ ....        | \$ ....              | \$ ....    |
| Issued .....                          | .....          | .....                | .....      |
| Paid .....                            | .....          | .....                | .....      |
| Outstanding end of year .....         | \$ ....        | \$ ....              | \$ ....    |

NOTE: \* City and school district of Hibbing and the Town of Stuntz.  
\*\* City and school district of Ely and the Town of Morse.

TABLE 54  
 SPIRIT MOUNTAIN RECREATION AREA AUTHORITY  
 CLASSIFICATION OF RECEIPTS, DISBURSEMENTS AND INDEBTEDNESS  
 Year Ended September 30, 1978

| R E C E I P T S  | A M O U N T         |
|--|---------------------|
| <b>REVENUE RECEIPTS</b>  |                     |
| TAXES .....  | \$ 78,584 *         |
| <b>INTERGOVERNMENTAL REVENUE</b>   |                     |
| Federal .....  | .....               |
| State .....  | 409,112             |
| Local Units - Duluth .....   |                     |
| <b>TOTAL INTERGOVERNMENTAL REVENUE .....</b>                             | <b>\$ 409,112</b>   |
| <b>OPERATING REVENUE</b>   |                     |
| Operation of Recreation Area .....                                       | 1,253,006           |
| Food and Beverage Operations .....                                       | 768,662             |
| <b>MISCELLANEOUS REVENUE</b>   |                     |
| Interest Earnings .....  | 4,941               |
| All Other Revenue .....  | 40,444              |
| <b>TOTAL REVENUE RECEIPTS .....</b>                                      | <b>\$ 2,554,749</b> |
| <b>NONREVENUE RECEIPTS</b>   |                     |
| BORROWING .....  | .....               |
| <b>TOTAL RECEIPTS .....</b>  | <b>2,554,749</b>    |
| <b>D I S B U R S E M E N T S</b>   |                     |
| <b>CURRENT EXPENSE</b>   |                     |
| Administration .....   | \$ 775,982          |
| Operation and Maintenance .....  | 1,148,432           |
| Interest .....   | 238,985             |
| <b>TOTAL CURRENT EXPENSE .....</b>                                       | <b>\$ 2,163,399</b> |
| CAPITAL OUTLAY .....   | 54,989              |
| DEBT REDEMPTION .....  | 65,000              |
| <b>TOTAL DISBURSEMENTS .....</b>   | <b>\$ 2,283,388</b> |
| <b>S U M M A R Y O F B O N D E D<br/>D E B T T R A N S A C T I O N S</b> |                     |
| Outstanding beginning of year .....                                      | \$ 2,935,000        |
| Issued .....   | .....               |
| Paid .....   | 65,000              |
| Outstanding end of year .....  | \$ 2,870,000        |

NOTE: \* Taxes also reported in the City of Duluth for Federal Revenue Sharing purposes.

TABLE 55  
HOUSING AND REDEVELOPMENT AUTHORITIES  
PUBLIC HOUSING OPERATIONS  
LOW-INCOME HOUSING PROGRAM  
Period Covered (1)

| MUNICIPALITY          | STATEMENT OF INCOME AND EXPENSE |                   |                           |                       |                       |                     | FEDERAL GRANTS | BORROWING BONDS* AND SHORT TERM | CAPITAL OUTLAY | DEBT SERVICE     |            |                 |
|-----------------------|---------------------------------|-------------------|---------------------------|-----------------------|-----------------------|---------------------|----------------|---------------------------------|----------------|------------------|------------|-----------------|
|                       | OPERATING REVENUE               | OPERATING EXPENSE | OPERATING INCOME OR -LOSS | NON-OPERATING REVENUE | NON-OPERATING EXPENSE | NET INCOME OR -LOSS |                |                                 |                | INTEREST EXPENSE | BONDS PAID | SHORT TERM PAID |
| * AITKIN COUNTY       | 107467                          | 270204            | -162737                   | 5440                  | 44666                 | -201963             | 280051         | 73180                           | 75276          | 44232            | 10449      | 0               |
| * ALBERT LEA          | 140068                          | 150724            | -10656                    | 5130                  | 138721                | -144247             | 172861         | 50267                           | 45829          | 138721           | 30622      | 0               |
| * ALEXANDRIA          | 70160                           | 79269             | -9109                     | 7825                  | 70825                 | -72109              | 96033          | 50260                           | 58586          | 70615            | 17412      | 0               |
| * AUSTIN              | 185949                          | 151379            | 34570                     | 7111                  | 201536                | -159855             | 240981         | 0                               | 23389          | 201536           | 38153      | 0               |
| * BAGLEY              | 24390                           | 20586             | 3804                      | 1928                  | 27378                 | -21646              | 32956          | 0                               | 4294           | 27378            | 6395       | 1553            |
| * BARNESVILLE         | 21694                           | 24393             | -2699                     | 1310                  | 25861                 | -27250              | 36457          | 0                               | 5777           | 25777            | 4116       | 1306            |
| * BEMIDJI             | 70532                           | 67110             | 3422                      | 4568                  | 54038                 | -46048              | 5551           | 0                               | 1911           | 53125            | 0          | 0               |
| * BENSON              | 46589                           | 55444             | -8855                     | 14550                 | 44976                 | -39281              | 79834          | 56041                           | 80514          | 44976            | 20000      | 0               |
| * BLUE EARTH          | 39691                           | 47748             | -8057                     | 1182                  | 57220                 | -64095              | 72264          | 0                               | 0              | 57220            | 10318      | 115             |
| * BRAHAM              | 22080                           | 35832             | -13752                    | 1576                  | 15713                 | -27889              | 29044          | 0                               | 0              | 15713            | 0          | 7303            |
| * BRAINERD            | 129458                          | 109787            | 19671                     | 4047                  | 110096                | -86378              | 36790          | 0                               | 17839          | 109966           | 27694      | 1407            |
| * BRECKENRIDGE        | 56129                           | 72788             | -16659                    | 3092                  | 72314                 | -85881              | 111653         | 0                               | 26985          | 72314            | 15979      | 5884            |
| * CAMBRIDGE           | 29189                           | 37428             | -8239                     | 2039                  | 35012                 | -41212              | 50753          | 0                               | 1389           | 34717            | 6543       | 328             |
| * CARLTON             | 15881                           | 15855             | 26                        | 790                   | 17663                 | -16847              | 24352          | 0                               | 6880           | 17663            | 3829       | 880             |
| * CHISHOLM            | 120314                          | 108908            | 11406                     | 12222                 | 60546                 | -36918              | 108077         | 0                               | 55146          | 60546            | 0          | 16640           |
| * CLARKFIELD          | 24547                           | 28498             | -3951                     | 2014                  | 29138                 | -31075              | 45908          | 145                             | 4630           | 29138            | 5085       | 0               |
| * CLOQUET             | 71701                           | 73570             | -1869                     | 2598                  | 68658                 | -67929              | 89560          | 35485                           | 9799           | 67993            | 12064      | 0               |
| * COLUMBIA HEIGHTS    | 75513                           | 77443             | -1930                     | 2147                  | 83788                 | -83571              | 135480         | 0                               | 0              | 83788            | 0          | 31238           |
| * COOK                | 16987                           | 25504             | -8517                     | 2906                  | 18344                 | -23955              | 29277          | 0                               | 653            | 18344            | 0          | 6737            |
| * COTTONWOOD          | 27963                           | 31746             | -3783                     | 1452                  | 28824                 | -31155              | 54833          | 0                               | 10535          | 28824            | 0          | 11286           |
| * CROOKSTON           | 48028                           | 67570             | -19542                    | 7223                  | 79329                 | -91648              | 87264          | 53732                           | 60853          | 66237            | 11544      | 0               |
| * CROSBY              | 42696                           | 44949             | -2253                     | 3003                  | 47317                 | -46567              | 58787          | 0                               | 2142           | 47317            | 11118      | 0               |
| * DELANO              | 24720                           | 24035             | 685                       | 981                   | 23568                 | -21902              | 28514          | 16800                           | 1325           | 21841            | 5132       | 0               |
| * DETROIT LAKES       | 99975                           | 96008             | 3967                      | 6351                  | 76404                 | -66086              | 118372         | 43249                           | 25806          | 76404            | 0          | 0               |
| * DULUTH              | 844512                          | 1780955           | -936443                   | 40016                 | 680877                | -1577304            | 2008323        | 4267742                         | 2942448        | 679771           | 193222     | 0               |
| * EAST GRAND FORKS    | 71166                           | 83021             | -11855                    | 7498                  | 75141                 | -79498              | 75010          | 94050                           | 0              | 73724            | 12811      | 18176           |
| * ELY                 | 103450                          | 101203            | 2247                      | 6407                  | 94454                 | -85800              | 131058         | 74025                           | 44077          | 91366            | 17407      | 0               |
| * EVELETH             | 24733                           | 23999             | 734                       | 410                   | 13376                 | -12232              | 25201          | 0                               | 475            | 13376            | 0          | 13606           |
| * FAIRMONT            | 95812                           | 99051             | -3239                     | 6966                  | 102221                | -98494              | 137783         | 10000                           | 2145           | 100344           | 17060      | 2938            |
| * FERGUS FALLS        | 40408                           | 52542             | -12134                    | 2982                  | 44226                 | -53378              | 72524          | 14914                           | 3021           | 44118            | 15000      | 0               |
| * FOREST LAKE         | 28851                           | 31351             | -2500                     | 1068                  | 37790                 | -39222              | 44136          | 0                               | 1350           | 37275            | 6520       | 0               |
| * GILBERT             | 57951                           | 55871             | 2080                      | 6054                  | 52098                 | -43964              | 47126          | 0                               | 0              | 50716            | 0          | 75243           |
| * GLENWOOD            | 21958                           | 19502             | 2456                      | 2272                  | 25450                 | -20722              | 26756          | 0                               | 1611           | 25400            | 4443       | 0               |
| * GRAND RAPIDS        | 36625                           | 34915             | 1710                      | 2803                  | 25652                 | -21139              | 29822          | 19869                           | 25423          | 25652            | 0          | 0               |
| * GREENBUSH           | 13555                           | 17043             | -3488                     | 601                   | 18624                 | -21511              | 29249          | 0                               | 0              | 18624            | 4478       | 248             |
| * HENNING             | 10964                           | 14326             | -3362                     | 620                   | 15731                 | -18473              | 24403          | 0                               | 1204           | 15715            | 3318       | 325             |
| * HIBBING             | 224975                          | 246885            | -21910                    | 22372                 | 159231                | -158769             | 126126         | 481579                          | 349475         | 157694           | 48560      | 0               |
| * HOPKINS             | 66139                           | 74908             | -8769                     | 3526                  | 68688                 | -73931              | 93081          | 0                               | 234            | 68688            | 16024      | 657             |
| * HUTCHINSON          | 71147                           | 238860            | -167713                   | 1673                  | 5721                  | -171761             | 163413         | 0                               | 2486           | 0                | 0          | 0               |
| * INTERNATIONAL FALLS | 63762                           | 68660             | -4898                     | 6100                  | 54622                 | -53420              | 67231          | 26446                           | 18006          | 54549            | 10000      | 0               |
| * JACKSON             | 49962                           | 51158             | -1196                     | 5398                  | 58765                 | -54563              | 71275          | 61000                           | 55394          | 58765            | 10797      | 753             |
| * LAKE BENTON         | 16764                           | 22517             | -5753                     | 687                   | 17671                 | -22737              | 30026          | 0                               | 1175           | 17671            | 0          | 4827            |
| * LE SUEUR            | 34800                           | 37315             | -2515                     | 3720                  | 41608                 | -40403              | 56271          | 0                               | 374            | 41552            | 7560       | 0               |
| * LINDSTROM           | 22866                           | 22793             | 73                        | 666                   | 18750                 | -18011              | 24649          | 0                               | 6245           | 18750            | 0          | 5122            |
| * LITCHFIELD          | 43178                           | 46512             | -3334                     | 2391                  | 52363                 | -53306              | 61817          | 0                               | 1674           | 52363            | 9076       | 313             |
| * LITTLE FALLS        | 64894                           | 76840             | -11946                    | 18292                 | 81860                 | -75514              | 130830         | 0                               | 257578         | 81297            | 16845      | 7883            |
| * LONG PRAIRIE        | 28165                           | 31464             | -3299                     | 1878                  | 26767                 | -28188              | 35865          | 0                               | 2230           | 26288            | 0          | 7181            |
| * LUYERNE             | 52256                           | 56926             | -4670                     | 3271                  | 51877                 | -53276              | 74209          | 0                               | 49929          | 51784            | 12207      | 2980            |
| * MADISON             | 25077                           | 39191             | -14114                    | 2281                  | 35877                 | -47710              | 51750          | 8000                            | 4446           | 35877            | 6334       | 3399            |
| * MANKATO             | 0                               | 0                 | 0                         | 0                     | 0                     | 0                   | 0              | 0                               | 0              | 0                | 0          | 0               |
| * MARSHALL            | 76923                           | 80682             | -3759                     | 2410                  | 74823                 | -76172              | 92680          | 8000                            | 9004           | 74823            | 17100      | 257             |

NOTE [1] FISCAL YEARS ENDED FROM SEPTEMBER 30 1978 THROUGH JUNE 30 1979

TABLE 55 (continued)  
 HOUSING AND REDEVELOPMENT AUTHORITIES  
 PUBLIC HOUSING OPERATIONS  
 LOW-INCOME HOUSING PROGRAM  
 Period Covered (1)

| MUNICIPALITY        | STATEMENT OF INCOME AND EXPENSE |                   |                           |                       |                       |                     | FEDERAL GRANTS | BORROWING BONDS# AND SHORT TERM | CAPITAL OUTLAY | DEBT SERVICE     |            |                 |
|---------------------|---------------------------------|-------------------|---------------------------|-----------------------|-----------------------|---------------------|----------------|---------------------------------|----------------|------------------|------------|-----------------|
|                     | OPERATING REVENUE               | OPERATING EXPENSE | OPERATING INCOME OR -LOSS | NON-OPERATING REVENUE | NON-OPERATING EXPENSE | NET INCOME OR -LOSS |                |                                 |                | INTEREST EXPENSE | BONDS PAID | SHORT TERM PAID |
| * MELROSE           | 17107                           | 25883             | -8776                     | 1236                  | 26422                 | -33962              | 46177          | 96                              | 18886          | 26422            | 4297       | 0               |
| * MINNEAPOLIS       | 4633259                         | 9401521           | -4768262                  | 625460                | 4558099               | -8700901            | 14856098       | 935000                          | 11289071       | 4416439          | 1275090    | 0               |
| * MONTEVIDEO        | 54889                           | 59507             | -4618                     | 8472                  | 62655                 | -58801              | 0              | 0                               | 0              | 62516            | 14490      | 1755            |
| * MONTGOMERY        | 26028                           | 32461             | -6433                     | 395                   | 21294                 | -27332              | 34463          | 42638                           | 3610           | 21294            | 0          | 0               |
| * MOORHEAD          | 135052                          | 149161            | -14109                    | 11042                 | 127101                | -130168             | 186232         | 0                               | 113159         | 127101           | 35000      | 3000            |
| * MOOSE LAKE        | 26663                           | 28293             | -1630                     | 880                   | 33417                 | -34167              | 40039          | 0                               | 0              | 33417            | 6260       | 0               |
| * MORA              | 29190                           | 34902             | -5712                     | 1464                  | 27913                 | -32161              | 40269          | 7267                            | 7271           | 26706            | 0          | 10370           |
| * MORRIS            | 38975                           | 57280             | -18305                    | 4172                  | 42749                 | -56882              | 70332          | 0                               | 0              | 42749            | 11150      | 1211            |
| * MOUND             | 37280                           | 42048             | -4768                     | 2127                  | 52671                 | -55312              | 52313          | 20000                           | 0              | 43617            | 7537       | 0               |
| * MOUNTAIN LAKE     | 26322                           | 35029             | -8707                     | 1085                  | 36745                 | -44367              | 51443          | 0                               | 1335           | 36745            | 6377       | 215             |
| * NEW RICHLAND      | 23465                           | 23384             | 81                        | 851                   | 24409                 | -23477              | 32867          | 0                               | 2729           | 24359            | 5872       | 282             |
| * NORTH MANKATO     | 63403                           | 69823             | -6420                     | 3152                  | 62974                 | -66242              | 85667          | 37080                           | 5004           | 62909            | 15000      | 0               |
| * ORTONVILLE        | 37422                           | 63159             | -25737                    | 2755                  | 97196                 | -120178             | 109822         | 100000                          | 4432           | 97196            | 22774      | 419             |
| * PARK RAPIDS       | 48777                           | 50171             | -1394                     | 4604                  | 42344                 | -39134              | 56746          | 46200                           | 8992           | 42150            | 10584      | 2407            |
| * PEQUOT LAKES      | 19288                           | 20945             | -1657                     | 43                    | 0                     | -1614               | 1180           | 0                               | 859            | 0                | 0          | 0               |
| * FERHAM            | 24763                           | 27870             | -3107                     | 744                   | 32433                 | -34796              | 52433          | 0                               | 0              | 32429            | 5875       | 350             |
| * PINE CITY         | 22784                           | 26332             | -3548                     | 2894                  | 21809                 | -22463              | 33156          | 0                               | 2812           | 21809            | 4640       | 0               |
| * FINE RIVER        | 26702                           | 23023             | 3679                      | 603                   | 36140                 | -31858              | 42800          | 0                               | 3174           | 36140            | 6770       | 0               |
| * PIPESTONE         | 60603                           | 71775             | -11172                    | 4887                  | 89200                 | -95485              | 127848         | 88831                           | 88637          | 89200            | 11918      | 6584            |
| * PRINCETON         | 27083                           | 35575             | -8492                     | 1112                  | 52835                 | -60215              | 50531          | 0                               | 190            | 52835            | 12553      | 396             |
| * RED LAKE FALLS    | 18966                           | 23391             | -4425                     | 6249                  | 19214                 | -17390              | 34339          | 0                               | 68562          | 19039            | 4314       | 4406            |
| * RED WING          | 110801                          | 107359            | 3442                      | 6585                  | 85541                 | -75514              | 115712         | 0                               | 2097           | 85081            | 0          | 37138           |
| * REDWOOD FALLS     | 32167                           | 31733             | 434                       | 1110                  | 51098                 | -49554              | 60368          | 0                               | 0              | 51098            | 9297       | 0               |
| * SAUK CENTRE       | 24884                           | 29155             | -4271                     | 3902                  | 39812                 | -40181              | 60432          | 46531                           | 37061          | 39757            | 6641       | 0               |
| * SLEEPY EYE        | 35624                           | 36416             | -792                      | 2922                  | 39575                 | -37445              | 45760          | 0                               | 339            | 38845            | 6788       | 0               |
| * SOUTH ST. PAUL    | 226227                          | 229305            | -3078                     | 15187                 | 197947                | -185838             | 66245          | 0                               | 21037          | 197947           | 0          | 45480           |
| * STAPLES           | 39609                           | 42248             | -2639                     | 4600                  | 52101                 | -50140              | 61442          | 0                               | 0              | 52101            | 9019       | 901             |
| * ST. CLOUD         | 251787                          | 520421            | -268634                   | 10307                 | 181172                | -439499             | 349246         | 669                             | 0              | 181172           | 31613      | 0               |
| * ST. JAMES         | 53573                           | 52373             | 1200                      | 2041                  | 60724                 | -57483              | 71787          | 65                              | 2762           | 60724            | 11034      | 0               |
| * ST. LOUIS PARK    | 87185                           | 355688            | -268503                   | 17114                 | 13676                 | -265065             | 281112         | 0                               | 17090          | 0                | 0          | 23723           |
| * ST. PAUL          | 2989986                         | 5459495           | -2469509                  | 180019                | 2482115               | -4771605            | 6676376        | 2589649                         | 371131         | 2454468          | 871783     | 0               |
| * ST. PETER         | 54368                           | 49029             | 5339                      | 3980                  | 52761                 | -43442              | 68000          | 0                               | 52738          | 50570            | 11795      | 1665            |
| * THIEF RIVER FALLS | 55024                           | 62149             | -7125                     | 4514                  | 69739                 | -72350              | 95734          | 0                               | 259            | 69739            | 15000      | 2112            |
| * TRACY             | 38105                           | 47564             | -9459                     | 1486                  | 40646                 | -48619              | 64521          | 0                               | 1663           | 40614            | 10959      | 0               |
| * TWO HARBORS       | 48323                           | 45545             | 2778                      | 3806                  | 55775                 | -49191              | 73783          | 0                               | 4434           | 55465            | 9756       | 212             |
| * VIRGINIA          | 145715                          | 133877            | 11838                     | 9062                  | 82098                 | -61198              | 137676         | 204699                          | 274494         | 81888            | 45000      | 0               |
| * WABASHA           | 34743                           | 34480             | 263                       | 873                   | 38097                 | -36961              | 48850          | 0                               | 2604           | 38090            | 7141       | 0               |
| * WACONIA           | 34428                           | 32513             | 1915                      | 2915                  | 31282                 | -26452              | 35982          | 0                               | 0              | 31282            | 5414       | 6481            |
| * WADENA            | 43134                           | 52249             | -9115                     | 5858                  | 41524                 | -44781              | 61666          | 0                               | 4581           | 41524            | 15000      | 0               |
| * WALKER            | 23052                           | 22485             | 567                       | 277                   | 0                     | 844                 | 2076           | 0                               | 2569           | 0                | 0          | 0               |
| * WARREN            | 39270                           | 41998             | -2728                     | 5217                  | 53434                 | -50945              | 61552          | 0                               | 4407           | 52327            | 9063       | 257             |
| * WARROAD           | 17168                           | 18204             | -1036                     | 0                     | 16643                 | -17679              | 30571          | 39575                           | 9679           | 16031            | 3654       | 0               |
| * WASECA            | 46720                           | 46976             | -256                      | 4566                  | 52853                 | -48543              | 63440          | 0                               | 681            | 52853            | 9830       | 188             |
| * WILLMAR           | 83622                           | 103355            | -19733                    | 5949                  | 107162                | -120946             | 155682         | 43215                           | 44268          | 106959           | 17785      | 0               |
| * WINDOM            | 40969                           | 48776             | -7807                     | 1164                  | 45553                 | -52196              | 56767          | 0                               | 445            | 45553            | 18187      | 1099            |
| * WINDONA           | 307553                          | 339460            | -31907                    | 25950                 | 163499                | -169456             | 293808         | 0                               | 182806         | 161737           | 60228      | 22090           |
| * WORTHINGTON       | 65472                           | 69300             | -3828                     | 6423                  | 72004                 | -69409              | 101721         | 109432                          | 72925          | 71470            | 18422      | 0               |
| TOTAL               | 14030144                        | 23438954          | -9408810                  | 1263901               | 12960649              | -21105558           | 30906330       | 9755731                         | 17028355       | 12722934         | 3329125    | 401326          |

NOTE [1] FISCAL YEARS ENDED FROM SEPTEMBER 30 1978 THROUGH JUNE 30 1979



TABLE 56  
HOUSING AND REDEVELOPMENT AUTHORITIES  
PUBLIC HOUSING  
BONDED INDEBTEDNESS

| MUNICIPALITY          | BALANCE<br>OUTSTANDING | ISSUED | PAID    | BALANCE<br>OUTSTANDING * |
|-----------------------|------------------------|--------|---------|--------------------------|
| * AITKIN COUNTY       | 833274                 | 0      | 10449   | 822827                   |
| * ALBERT LEA          | 2723450                | 0      | 30622   | 2692828                  |
| * ALEXANDRIA          | 1388638                | 0      | 17412   | 1371226                  |
| * AUSTIN              | 3838785                | 0      | 38153   | 3800632                  |
| * BAGLEY              | 544321                 | 0      | 6395    | 537926                   |
| * BARNESVILLE         | 409636                 | 0      | 4116    | 405520                   |
| * BEMIDJI             | 1340000                | 0      | 0       | 1340000                  |
| * BENSON              | 925000                 | 0      | 20000   | 905000                   |
| * BLUE EARTH          | 945210                 | 0      | 10318   | 934892                   |
| * BRAINERD            | 2208610                | 0      | 27694   | 2180916                  |
| * BRECKENRIDGE        | 1360165                | 0      | 15979   | 1344186                  |
| * CAMBRIDGE           | 651077                 | 0      | 6543    | 644534                   |
| * CARLTON             | 325929                 | 0      | 3829    | 322100                   |
| * CLARKFIELD          | 506078                 | 0      | 5085    | 500993                   |
| * CLOQUET             | 1121998                | 0      | 12064   | 1109934                  |
| * CROOKSTON           | 1057512                | 0      | 11544   | 1045968                  |
| * CROSBY              | 946338                 | 0      | 11118   | 935220                   |
| * DELANO              | 439546                 | 0      | 5132    | 434414                   |
| * DULUTH              | 12260839               | 0      | 193222  | 12067617                 |
| * EAST GRAND FORKS    | 1021688                | 0      | 12811   | 1008877                  |
| * ELY                 | 1304009                | 0      | 17407   | 1286602                  |
| * FAIRMONT            | 1697695                | 0      | 17060   | 1680635                  |
| * FERGUS FALLS        | 870000                 | 0      | 15000   | 855000                   |
| * FOREST LAKE         | 648802                 | 0      | 6520    | 642282                   |
| * GLENWOOD            | 442106                 | 0      | 4443    | 437663                   |
| * GREENBUSH           | 370719                 | 0      | 4478    | 366241                   |
| * HENNING             | 315224                 | 0      | 3318    | 311906                   |
| * HIBBING             | 2396709                | 0      | 48560   | 2348149                  |
| * HOPKINS             | 1363953                | 0      | 16024   | 1347929                  |
| * INTERNATIONAL FALLS | 930000                 | 0      | 10000   | 920000                   |
| * JACKSON             | 1086361                | 0      | 10797   | 1075564                  |
| * LE SUEUR            | 748170                 | 0      | 7560    | 740610                   |
| * LITCHFIELD          | 903202                 | 0      | 9076    | 894126                   |
| * LITTLE FALLS        | 1394534                | 0      | 16845   | 1377689                  |
| * LUVERNE             | 998343                 | 0      | 12207   | 986136                   |
| * MADISON             | 580228                 | 0      | 6334    | 573894                   |
| * MANKATO             | 2257465                | 0      | 0       | 2257465                  |
| * MARSHALL            | 1483959                | 0      | 17100   | 1466859                  |
| * MELROSE             | 440189                 | 0      | 4297    | 435892                   |
| * MINNEAPOLIS         | 76038392               | 0      | 1275090 | 74763302                 |
| * MONTEVIDEO          | 1199545                | 0      | 14490   | 1185055                  |
| * MOORHEAD            | 2185000                | 0      | 35000   | 2150000                  |
| * MOOSE LAKE          | 652048                 | 0      | 6260    | 645788                   |
| * MORRIS              | 826428                 | 0      | 11150   | 815278                   |
| * MOUND               | 750063                 | 0      | 7537    | 742526                   |
| * MOUNTAIN LAKE       | 634673                 | 0      | 6377    | 628296                   |
| * NEW RICHLAND        | 480214                 | 0      | 5872    | 474342                   |
| * NORTH MANKATO       | 1070000                | 0      | 15000   | 1055000                  |
| * ORTONVILLE          | 1116102                | 0      | 22774   | 1093328                  |
| * PARK RAPIDS         | 844096                 | 0      | 10584   | 833512                   |
| * PERHAM              | 538115                 | 0      | 5875    | 532240                   |
| * PINE CITY           | 440819                 | 0      | 4640    | 436179                   |
| * PINE RIVER          | 705178                 | 0      | 6770    | 698408                   |
| * PIPESTONE           | 1186075                | 0      | 11918   | 1174157                  |
| * PRINCETON           | 615081                 | 0      | 12553   | 602528                   |
| * RED LAKE FALLS      | 352783                 | 0      | 4314    | 348469                   |
| * REDWOOD FALLS       | 851625                 | 0      | 9297    | 842328                   |
| * SAUK CENTRE         | 608304                 | 0      | 6641    | 601663                   |
| * SLEEPY EYE          | 675566                 | 0      | 6788    | 668778                   |
| * SOUTH ST. PAUL      | 1822698                | 0      | 0       | 1822698                  |
| * STAPLES             | 897545                 | 0      | 9019    | 888526                   |
| * ST. CLOUD           | 3152235                | 0      | 31613   | 3120622                  |
| * ST. JAMES           | 1010720                | 0      | 11034   | 999686                   |
| * ST. PAUL            | 40252417               | 0      | 871783  | 39380634                 |
| * ST. PETER           | 976470                 | 0      | 11795   | 964675                   |
| * THIEF RIVER FALLS   | 1140000                | 0      | 15000   | 1125000                  |
| * TRACY               | 812272                 | 0      | 10959   | 801313                   |
| * TWO HARBORS         | 893738                 | 0      | 9756    | 883982                   |
| * VIRGINIA            | 1070000                | 0      | 45000   | 1025000                  |
| * WARASHA             | 743818                 | 0      | 7141    | 736677                   |
| * WACONIA             | 503564                 | 0      | 5414    | 498150                   |
| * WADENA              | 800000                 | 0      | 15000   | 785000                   |
| * WALKER              | 472605                 | 0      | 0       | 472605                   |
| * WARREN              | 901948                 | 0      | 9063    | 892885                   |
| * WARROAD             | 291435                 | 0      | 3654    | 287781                   |
| * WASECA              | 1023957                | 0      | 9830    | 1014127                  |
| * WILLMAR             | 1822196                | 0      | 17785   | 1804411                  |
| * WINDOM              | 897712                 | 0      | 10187   | 887525                   |
| * WINDONA             | 2744986                | 0      | 60228   | 2684758                  |
| * WORTHINGTON         | 1365426                | 0      | 18422   | 1347004                  |
| TOTAL                 | 210445613              |        | 3321125 | 207124488                |

NOTE: \* Fiscal year ended between September 30, 1978 to June 30, 1979.

TABLE 57  
HOUSING AND REDEVELOPMENT AUTHORITIES  
PUBLIC HOUSING  
SHORT TERM INDEBTEDNESS

| MUNICIPALITY          | BALANCE<br>OUTSTANDING | ISSUED  | PAID   | BALANCE<br>OUTSTANDING* |
|-----------------------|------------------------|---------|--------|-------------------------|
| * AITKIN COUNTY       | 8000                   | 73180   | 0      | 81180                   |
| * ALBERT LEA          | 86426                  | 50267   | 0      | 136693                  |
| * ALEXANDRIA          | 0                      | 50260   | 0      | 50260                   |
| * BAGLEY              | 6030                   | 0       | 1553   | 4477                    |
| * BARNESVILLE         | 65318                  | 0       | 1306   | 64012                   |
| * BEMIDJI             | 19969                  | 0       | 0      | 19969                   |
| * BENSON              | 207010                 | 56041   | 0      | 263051                  |
| * BLUE EARTH          | 16776                  | 0       | 115    | 16661                   |
| * BRAHAM              | 425160                 | 0       | 7303   | 417857                  |
| * BRAINERD            | 25176                  | 0       | 1407   | 23769                   |
| * BRECKENRIDGE        | 123738                 | 0       | 5884   | 117854                  |
| * CAMBRIDGE           | 10360                  | 0       | 328    | 10032                   |
| * CARLTON             | 40848                  | 0       | 880    | 39968                   |
| * CHISHOLM            | 1652035                | 0       | 16640  | 1635395                 |
| * CLARKFIELD          | 1118                   | 145     | 0      | 1263                    |
| * CLOQUET             | 87407                  | 35485   | 0      | 122892                  |
| * COLUMBIA HEIGHTS    | 2225292                | 0       | 31238  | 2194054                 |
| * COOK                | 495832                 | 0       | 6737   | 489095                  |
| * COTTONWOOD          | 780453                 | 0       | 11286  | 769167                  |
| * CROOKSTON           | 47705                  | 53732   | 0      | 101437                  |
| * DELAND              | 1500                   | 16800   | 0      | 18300                   |
| * DETROIT LAKES       | 1897018                | 43249   | 0      | 1940267                 |
| * DULUTH              | 2653277                | 4267742 | 0      | 6921019                 |
| * EAST GRAND FORKS    | 571964                 | 94050   | 18176  | 647838                  |
| * ELY                 | 745479                 | 74025   | 0      | 819504                  |
| * EVELETH             | 395128                 | 0       | 13606  | 381522                  |
| * FAIRMONT            | 84007                  | 10000   | 2938   | 91069                   |
| * FERGUS FALLS        | 12425                  | 14914   | 0      | 27339                   |
| * GILBERT             | 1147323                | 0       | 75243  | 1072080                 |
| * GRAND RAPIDS        | 661263                 | 19869   | 0      | 681132                  |
| * GREENBUSH           | 7915                   | 0       | 248    | 7667                    |
| * HENNING             | 3156                   | 0       | 325    | 2831                    |
| * HIBBING             | 764086                 | 481579  | 0      | 1245665                 |
| * HOPKINS             | 14252                  | 0       | 657    | 13595                   |
| * INTERNATIONAL FALLS | 32522                  | 26446   | 0      | 58968                   |
| * JACKSON             | 52494                  | 61000   | 753    | 112741                  |
| * LAKE BENTON         | 456505                 | 0       | 4827   | 451678                  |
| * LINDSTROM           | 484376                 | 0       | 5122   | 479254                  |
| * LITCHFIELD          | 13001                  | 0       | 313    | 12688                   |
| * LITTLE FALLS        | 306681                 | 0       | 7883   | 298798                  |
| * LONG PRAIRIE        | 679101                 | 0       | 7181   | 671920                  |
| * LUVERNE             | 68000                  | 0       | 2980   | 65020                   |
| * MADISON             | 15430                  | 8000    | 3399   | 20031                   |
| * MANKATO             | 127651                 | 0       | 0      | 127651                  |
| * MARSHALL            | 20507                  | 8000    | 257    | 28250                   |
| * MELROSE             | 31190                  | 96      | 0      | 31286                   |
| * MINNEAPOLIS         | 19536000               | 935000  | 0      | 20471000                |
| * MONTEVIDEO          | 79007                  | 0       | 1755   | 77252                   |
| * MONTGOMERY          | 561625                 | 42638   | 0      | 604263                  |
| * MOORHEAD            | 306948                 | 0       | 3000   | 303948                  |
| * MORA                | 692202                 | 7267    | 10370  | 689099                  |
| * MORRIS              | 42068                  | 0       | 1211   | 40857                   |
| * MOUND               | 0                      | 20000   | 0      | 20000                   |
| * MOUNTAIN LAKE       | 8299                   | 0       | 215    | 8084                    |
| * NEW RICHLAND        | 8763                   | 0       | 282    | 8481                    |
| * NORTH MANKATO       | 79116                  | 37080   | 0      | 116196                  |
| * ORTONVILLE          | 45680                  | 100000  | 419    | 145261                  |
| * PARK RAPIDS         | 2407                   | 46200   | 2407   | 46200                   |
| * PEQUOT LAKES        | 378375                 | 0       | 0      | 378375                  |
| * PERHAM              | 4708                   | 0       | 350    | 4358                    |
| * PINE CITY           | 2546                   | 0       | 0      | 2546                    |
| * PIPESTONE           | 386589                 | 88831   | 6584   | 468836                  |
| * PRINCETON           | 2035                   | 0       | 396    | 1639                    |
| * RED LAKE FALLS      | 51000                  | 0       | 4406   | 46594                   |
| * RED WING            | 2268406                | 0       | 37138  | 2231268                 |
| * SAUK CENTRE         | 46725                  | 46531   | 0      | 93256                   |
| * SOUTH ST. PAUL      | 2871124                | 0       | 45480  | 2825644                 |
| * STAPLES             | 14962                  | 0       | 901    | 14061                   |
| * ST. CLOUD           | 29801                  | 669     | 0      | 30470                   |
| * ST. JAMES           | 2680                   | 65      | 0      | 2745                    |
| * ST. LOUIS PARK      | 530552                 | 0       | 23723  | 506829                  |
| * ST. PAUL            | 23441930               | 2589649 | 0      | 26031579                |
| * ST. PETER           | 57904                  | 0       | 1665   | 56239                   |
| * THIEF RIVER FALLS   | 117039                 | 0       | 2112   | 114927                  |
| * TWO HARBORS         | 39939                  | 0       | 212    | 39727                   |
| * VIRGINIA            | 893516                 | 204699  | 0      | 1098215                 |
| * WACONIA             | 40588                  | 0       | 6481   | 34107                   |
| * WADENA              | 15000                  | 22307   | 0      | 37307                   |
| * WARREN              | 8925                   | 0       | 257    | 8668                    |
| * WARROAD             | 0                      | 39575   | 0      | 39575                   |
| * WASECA              | 11060                  | 0       | 188    | 10872                   |
| * WILLMAR             | 40927                  | 43215   | 0      | 84142                   |
| * WINDOM              | 32193                  | 0       | 1099   | 31094                   |
| * WINDONA             | 761752                 | 0       | 22090  | 739662                  |
| * WORTHINGTON         | 2806                   | 109432  | 0      | 112238                  |
| TOTAL                 | 70986101               | 9778038 | 401326 | 80362813                |

NOTE: \* Fiscal year ended between September 30, 1978 to June 30, 1979.

TABLE 58  
HOUSING AND REDEVELOPMENT AUTHORITIES  
URBAN RENEWAL  
CLASSIFICATION OF RECEIPTS AND DISBURSEMENTS  
Period Cover (1)

| MUNICIPALITY             | R E C E I P T S |                           |         |        |             |                   |                   |           |                    | D I S B U R S E M E N T S |                   |                     |                     |
|--------------------------|-----------------|---------------------------|---------|--------|-------------|-------------------|-------------------|-----------|--------------------|---------------------------|-------------------|---------------------|---------------------|
|                          | TAXES           | INTERGOVERNMENTAL REVENUE |         |        |             | INTEREST EARNINGS | ALL OTHER REVENUE | BORROWING | TOTAL [3] RECEIPTS | PROJECT EXPENSE           | INTEREST PAID [4] | DEBT [4] REDEMPTION | TOTAL DISBURSEMENTS |
|                          |                 | FEDERAL                   | STATE   | COUNTY | LOCAL UNITS |                   |                   |           |                    |                           |                   |                     |                     |
| * ANOKA                  | 16889           | 34                        |         |        | 9025        | 3255              |                   |           | 29203              | 17644                     |                   | 17644               |                     |
| * APFLETON               |                 | 20894                     |         |        |             | 4403              | 15481             |           | 40778              | 20768                     | 1042              | 21810               |                     |
| * AUSTIN [2]             |                 | 28171                     |         |        |             | 515               |                   |           | 28886              | 27836                     |                   | 27836               |                     |
| * BELGRADE [2]           |                 | 110827                    |         |        |             | 110827            |                   |           | 110827             | 107656                    |                   | 107656              |                     |
| * BLOOMINGTON            | 148954          | 288652                    | 42995   |        | 122736      | 13788             | 6098              |           | 623223             | 563812                    | 4159              | 568971              |                     |
| * BRAINERD               | 8667            |                           | 2465    |        |             | 2709              |                   |           | 13841              | 3204                      | 1000              | 3204                |                     |
| * BROOKLYN CENTER        | 41280           |                           |         |        |             | 6760              |                   |           | 48040              | 311                       |                   | 311                 |                     |
| * BUFFALO                |                 |                           |         |        | 250         |                   | 70500             |           | 70750              | 69687                     |                   | 69687               |                     |
| * CANBY                  |                 | 39685                     |         |        | 1267        |                   |                   |           | 40952              | 40952                     |                   | 40952               |                     |
| * CHASKA                 |                 |                           |         |        |             | 819               |                   |           | 819                | 2650                      |                   | 2650                |                     |
| * CHIPPEWA COUNTY        |                 | 317971                    | 100186  |        |             | 856               |                   |           | 419013             | 382364                    |                   | 382364              |                     |
| * CHISHOLM               |                 |                           | 70      |        | 25          | 5671              |                   |           | 5766               | 8761                      |                   | 8761                |                     |
| * CLAY COUNTY            |                 | 139690                    | 61726   | 42260  |             |                   | 14131             |           | 257807             | 263489                    |                   | 263489              |                     |
| * COLUMBIA HEIGHTS       | 21895           | 58844                     |         |        |             | 1491              | 100               |           | 82330              | 93060                     |                   | 93060               |                     |
| * COLUMBIA HEIGHTS [2]   |                 | 11290                     |         |        | 8712        |                   |                   |           | 20002              | 15167                     |                   | 15167               |                     |
| * CROOKSTON              | 19879           |                           |         |        |             | 371               |                   |           | 20250              |                           | 18870             | 18870               |                     |
| * CROOKSTON [2]          |                 | 23667                     |         |        |             |                   |                   |           | 23667              | 22653                     |                   | 22653               |                     |
| * CRYSTAL                | 235             |                           |         |        |             | 235               |                   |           | 235                | 7096                      |                   | 7096                |                     |
| * DAKOTA COUNTY          |                 | 2294699                   |         |        |             | 50215             | 2                 |           | 2344916            | 2283317                   |                   | 2283317             |                     |
| * DULUTH                 | 48988           | 519022                    |         |        | 1451808     | 13124             | 496718            |           | 2529660            | 2967143                   | 22813             | 3440597             |                     |
| * EAST GRAND FORKS [2]   |                 | 122536                    |         |        |             | 1064              |                   |           | 123600             | 120473                    | 450641            | 120473              |                     |
| * EDINA                  | 66193           |                           |         |        |             |                   | 176887            |           | 234080             | 943350                    | 133550            | 1126900             |                     |
| * FARMINGTON             | 23367           | 63838                     | 526     |        |             | 1239              | 4523              |           | 93493              | 80818                     | 19468             | 115286              |                     |
| * FERGUS FALLS [2]       |                 | 132885                    |         |        |             | 1556              | 795               |           | 135236             | 134155                    |                   | 134155              |                     |
| * GRANITE FALLS          | 34533           |                           | 293     |        |             | 170               | 27000             | 147900    | 209896             | 130415                    | 3424              | 133839              |                     |
| * GRANT COUNTY [2]       |                 | 37204                     |         |        |             | 1075              |                   |           | 38279              | 36610                     |                   | 36610               |                     |
| * HASTINGS               | 41337           |                           | 1296    |        | 100000      | 1418              | 5000              |           | 149051             | 133074                    |                   | 133074              |                     |
| * ITASCA COUNTY [2]      |                 | 151316                    |         |        |             | 244               |                   |           | 151560             | 144661                    |                   | 144661              |                     |
| * KOOCHICHING COUNTY [2] |                 | 191019                    |         |        |             | 2190              |                   |           | 193209             | 86462                     |                   | 86462               |                     |
| * MANKATO [2]            |                 | 206138                    |         |        |             |                   |                   |           | 206138             | 206156                    |                   | 206156              |                     |
| * METRO COUNCIL [2]      |                 | 3792486                   |         |        |             | 28094             |                   |           | 3820580            | 4010780                   |                   | 4010780             |                     |
| * MINNEAPOLIS            | 1914037         | 9942941                   | 120741  |        | 2039919     | 82794             | 272780            |           | 14373212           | 15829844                  | 814540            | 18326812            |                     |
| * MONTEVIDEO [2]         |                 | 26858                     |         |        |             | 243               |                   |           | 27101              | 25825                     | 1682428           | 25825               |                     |
| * MONTICELLO             | 13209           |                           | 15318   |        |             | 1535              |                   |           | 30062              | 14969                     |                   | 14969               |                     |
| * MOUNTAIN IRON          |                 |                           | 4051    |        |             |                   |                   | 7000      | 11051              |                           |                   | 11051               |                     |
| * NEW BRIGHTON           |                 |                           | 7180    |        | 36521       |                   | 47                |           | 43748              | 190                       |                   | 190                 |                     |
| * NORTH ST. PAUL         |                 |                           |         |        |             | 2096              |                   |           | 2096               | 137519                    | 23022             | 160541              |                     |
| * NORTHFIELD             | 15665           |                           |         |        |             | 1268              |                   |           | 16933              | 578                       | 1000              | 19060               |                     |
| * NW MN MULTI-COUNTY [2] |                 | 619065                    |         |        |             | 14078             |                   |           | 633143             | 629219                    |                   | 629219              |                     |
| * RED LAKE FALLS         | 20554           |                           |         |        | 99006       | 1032              | 6480              |           | 127072             | 53938                     |                   | 121753              |                     |
| * RICHFIELD              | 113532          | 94457                     | 12762   |        |             | 189945            | 197978            | 50000     | 658674             | 2627415                   | 16715             | 2724915             |                     |
| * ROBBINSDALE            | 107734          |                           | 20870   |        |             | 23122             | 308221            |           | 459947             | 616664                    | 8269              | 673207              |                     |
| * SAUK RAPIDS            | 54109           |                           | 2114    |        |             | 3761              | 7                 |           | 59991              | 2625                      |                   | 2625                |                     |
| * SOUTH ST. PAUL         | 34630           | 67444                     |         |        |             | 3464              | 909               |           | 106447             | 91927                     |                   | 91927               |                     |
| * SOUTH ST. PAUL [2]     |                 | 242048                    |         |        |             | 1473              |                   |           | 243521             | 241487                    |                   | 241487              |                     |
| * SPRING LAKE PARK       |                 |                           |         |        |             | 3881              | 158768            |           | 162649             | 42537                     |                   | 42537               |                     |
| * STEARNS COUNTY [2]     |                 | 149080                    |         |        |             | 884               |                   |           | 149964             | 147151                    |                   | 147151              |                     |
| * STUNTZ                 | 84              | 49950                     | 39913   |        | 4000        | 5057              | 815               |           | 99819              | 51007                     |                   | 51007               |                     |
| * ST. CLOUD              | 148479          |                           |         |        | 190849      | 21424             | 72604             |           | 433356             | 133652                    | 53124             | 201776              |                     |
| * ST. CLOUD [2]          |                 | 462807                    |         |        |             | 2997              |                   |           | 465804             | 461793                    | 15000             | 461793              |                     |
| * ST. LOUIS PARK [2]     |                 | 341859                    |         |        |             | 2216              |                   |           | 344075             | 322102                    |                   | 322102              |                     |
| * ST. PAUL               | 344343          |                           | 2623546 |        | 8794540     | 115636            | 401535            |           | 12279600           | 12855623                  | 268370            | 15097993            |                     |
| * ST. PAUL [2]           |                 | 2376400                   |         |        |             | 22922             | 45                |           | 2399367            | 2295242                   | 1974000           | 2295242             |                     |
| * SWIFT COUNTY [2]       |                 | 70585                     |         |        |             | 879               | 410               |           | 71874              | 64337                     |                   | 64337               |                     |
| * VIRGINIA [2]           |                 | 392069                    |         |        |             | 4274              |                   |           | 396343             | 390988                    |                   | 390988              |                     |
| * WALNUT GROVE           |                 |                           |         |        | 20450       |                   |                   |           | 20450              | 9716                      |                   | 9716                |                     |
| * WASECA                 | 8684            |                           | 650     |        |             |                   | 20600             | 26315     | 56249              | 37100                     | 12900             | 56249               |                     |
| * WELLS                  |                 |                           |         |        |             |                   | 1860              | 17000     | 18860              | 17728                     | 771               | 18628               |                     |
| * WINONA                 | 396             |                           |         |        |             |                   | 103821            | 6435000   | 6542287            | 30179                     | 13860             | 44039               |                     |
| * WINONA [2]             |                 | 21199                     |         |        |             |                   |                   |           | 21199              | 21556                     |                   | 21556               |                     |
| * YELLOW MEDICINE        | 34254           | 88777                     |         |        | 966         |                   | 180               |           | 124177             | 87904                     | 68                | 87972               |                     |
| TOTAL                    | 3281927         | 23496407                  | 3056702 | 78781  | 12843553    | 649078            | 2364295           | 6683215   | 52453958           | 50165339                  | 1458592           | 4366176             | 55990107            |

NOTE: (1) Fiscal years ended from September 30, 1978 through June 30, 1979.  
(2) Include all section 8 activities except Minneapolis and Duluth, which are included in Table 55.  
(3) Does not include non-cash Local Grants-in-aid.  
(4) General obligation tax increment financing bonds were issued for a number of HRA's, by the city; with an agreement pledging tax increments of the authority for debt service.

122

TABLE 59  
HOUSING AND REDEVELOPMENT AUTHORITIES  
URBAN RENEWAL - INDEBTEDNESS

| MUNICIPALITY                   | BALANCE<br>OUTSTANDING | ISSUED  | PAID    | BALANCE<br>OUTSTANDING * |
|--------------------------------|------------------------|---------|---------|--------------------------|
| <b>SHORT TERM INDEBTEDNESS</b> |                        |         |         |                          |
| * DULUTH                       | 450641                 |         | 450641  |                          |
| * FARMINGTON                   | 20000                  |         |         | 20000                    |
| * MINNEAPOLIS                  | 14894892               |         | 1448107 | 13446785                 |
| * MOUNTAIN IRON                |                        | 7000    |         | 7000                     |
| * RED LAKE FALLS               | 43100                  |         | 43100   |                          |
| * RICHFIELD                    | 146150                 | 50000   |         | 196150                   |
| * ST. PAUL                     | 1974000                |         | 1974000 |                          |
| * WASECA                       | 62914                  | 17000   | 6249    | 73665                    |
| * WELLS                        | 11366                  | 17000   | 129     | 28237                    |
| * WINONA                       | 88392                  | 3060000 | 13860   | 3134532                  |
| TOTAL SHORT TERM               | 17691455               | 3151000 | 3936086 | 16906369                 |
| <b>BONDED INDEBTEDNESS</b>     |                        |         |         |                          |
| * CROOKSTON                    | 279000                 |         |         | 279000                   |
| * GRANITE FALLS                |                        | 150000  |         | 150000                   |
| * MINNEAPOLIS                  | 5310355                |         | 234321  | 5076034                  |
| * ROBBINSDALE                  | 583401                 |         | 8269    | 575132                   |
| * WASECA                       | 149388                 | 9315    |         | 158703                   |
| * WINONA                       |                        | 3375000 |         | 3375000                  |
| TOTAL INDEBTEDNESS             | 6322144                | 3534315 | 242590  | 9613869                  |

NOTE: \* Fiscal year ended between September 30, 1978 to June 30, 1979.



## EXPLANATION OF CLASSIFICATIONS USED

The data reported by the governmental units included receipts of all types and disbursements for all purposes. As the intent of this report is to provide information relating to the finances of the local governmental units in comparable form, a uniform classification of receipts and disbursements was developed.

Receipts were first classified as to revenue and nonrevenue; and disbursements were classified as to expenditures, and disbursements not chargeable as expenditures. Nonrevenue receipts, and disbursements which are not chargeable as expenditures, neither add to nor detract from the net assets of the government. Examples of nonrevenue receipts are (1) borrowing, (2) sale of investments, (3) refunds, and (4) interfund transfers. Examples of disbursements not chargeable as expenditures are (1) debt redemption, (2) trust and agency payments, (3) purchase of investments, (4) refunds paid out, and (5) inter-fund transfers.

Revenue receipts are classified as to source, expenditures by activities. The classification used closely follows the standard classification developed by the National Committee on Governmental Accounting. A uniform classification of revenue by source permits accurate comparisons between governmental units, and the analysis of financing methods. A uniform classification of expenditures by activities reveals operating costs, and enables an accurate comparison between governmental units, as similar activities are common to most units.

In most communities the following activities are regarded as self-supporting public service enterprises:

1. Water utility
2. Electric utility
3. Heat utility
4. Gas utility
5. Liquor store
6. Hospital
7. Nursing home

Because of the basic differences between the characteristics of governmental funds, and funds for the operation of these enterprises, the receipts and disbursements of the governmental and public service enterprise funds are shown separately.

The classification used herein is detailed below.

### GOVERNMENTAL REVENUE RECEIPTS

1. **General Property Taxes** - Includes all receipts from the direct ad valorem tax on real and personal property. Includes penalties and interest on delinquent taxes. Includes power and light tax, and other special taxes for counties, cities, towns, school districts, and other special districts.

### 2. Other Taxes (Minnesota Statutes 1978).

- a. Mortgage Registry tax - apportioned 95% to the State general fund and 5% to the county revenue fund.
- b. Inheritance, estate and gift taxes to the State. Ten per cent of inheritance and estate taxes apportioned to the county in which the decedent resided.
- c. Motor Vehicle tax and gasoline tax - to the State - apportioned after refunds and collection costs, 62% to state trunk highways, 29% to counties for state-aid highways and 9% to municipalities over 5,000 population for state-aid streets.
- d. Insurance premiums tax - to the State, which apportions to municipalities maintaining fire departments.

### 3. Special Assessments

- Includes receipts from benefited property owners for street, sidewalk, ditch, sewer, and other construction or improvement costs.

### 4. Licenses and Permits

- Includes receipts from licenses and permits for street use, from businesses and occupations, non-business licenses, and permits for building, plumbing, etc.

### 5. Fines, Forfeits, and Penalties

- Includes receipts exacted as penalties for law violation, penalties for non-observance of contracts, forfeited deposits, etc.

### 6. Intergovernmental Revenue

- Includes grants and shared tax from other governmental units. For example, local government aid and homestead credit paid by the State, and Federal revenue sharing.

### 7. Department Service Charges

- Includes charges, fees, rentals, and minor sales of the various departments such as police, fire, parks, etc.

### 8. Miscellaneous Revenue

- Includes receipts from sale of property, interest on investments or deposits, rental of nondepartmental property and donations.

### 9. Contributions from Public Service Enterprise Funds

- Permanent transfers or contributions from public service enterprises to governmental funds, such as payments in lieu of taxes, or flat sum contributions.

## GOVERNMENTAL NONREVENUE RECEIPTS

1. **Borrowing** - Includes receipts from sale of bonds, certificates of indebtedness, tax anticipation certificates, except public service enterprise borrowing.
2. **Agency Receipts** - Includes all monies collected for other civil divisions.
3. **Trust Receipts** - Includes all monies received which are to be held in trust for the benefit of the public or of individuals, the principal of which adds nothing to the assets of the government.
4. **Sale of Investments** - Includes sale of securities or other property held as investments.
5. **Other Nonrevenue Receipts** - Includes refunds, reimbursements, receipts in error, and revolving and working capital funds.

## DISBURSEMENTS

Disbursements of the various units include current expense (the annual recurring cost of maintaining governmental functions including interest); capital outlay (expenditures for permanent improvements and equipment); debt redemption; trust fund payments; agency payments; purchase of investments.

Refunds and reimbursements have been deducted from receipts of a similar nature and off-set. Disbursements are classified under two broad headings.

1. Expenditures
2. Disbursements not Chargeable as Expenditures

## GOVERNMENTAL EXPENDITURES

### Current Expenses

1. **General Government** - Includes all payments for the current expenses of general governmental officers, executive, legislative and judicial; boards and commissions; elections; general government buildings; and all general administrative expense payments.
2. **Public Safety** - Includes payments on account of the current expense of police and fire departments; corrections; protective inspection; National Guard and armory expense; protection to animals; coroner's expenses; morgues; civil defense; and flood control.
3. **Conservation of Natural Resources** - Includes payments on account of county agents; county fairs; lake and stream improvements; ditches;

contributions to agricultural societies; protection and propagation of game and fish.

4. **Highways** - Includes maintenance and operation payments for roads, streets, bridges, alleys and sidewalks. Includes payments for lighting, snow removal and traffic control.
5. **Sanitation and Waste Removal** - Includes all expense payments for sanitary sewers; storm sewer; sewage disposal plants; garbage and refuse collection and disposal; weed cutting; public rest rooms; street cleaning and dust prevention.
6. **Conservation of Health** - Includes payments for current expense of health departments; health inspection; vital statistics; control of communicable diseases; child health service.
7. **Hospitals** - Includes payments for operation of district hospitals. County and municipal hospitals are considered public service enterprises in this report.
8. **Welfare** - Includes all payments for the support or assistance of the poor, the aged, the blind, dependent children; contributions to charitable organizations; administration costs of the various programs.
9. **Education** - Includes payments for current expenses of institutions of learning; books; school libraries; supplies furnished to pupils; school administration; transportation of pupils.
10. **Libraries** - Includes payments for current expenses of all libraries intended for the use of the public; and all payments to other units for library services.
11. **Recreation** - Includes the payments for operation and maintenance of recreational activities, buildings and supervision; parks, musical entertainments; celebrations.
12. **Urban Redevelopment and Housing** - Includes expenditures for the planning and provision of adequate housing and redevelopment of standard physical facilities.
13. **Miscellaneous** - Includes contributions to employees pension funds; insurance premiums not allocated to a specific function; operation and maintenance of port authorities, municipal airports, and other unallocable current expense.
14. **Contributions to Public Service Enterprise Funds** - Includes permanent transfer made to these funds except payments for services.

**15. Interest** - Includes payment of interest on all classes of public debt, with the exception of interest on debt of municipally owned public service enterprises.

### **Capital Outlay**

Includes all payments for construction and improvements of governmental property, exclusive of property belonging to a government owned public service enterprise. Includes purchase of real property and major equipment. In general, payments which create or enhance the value of governmental tangible assets are capital outlay.

### **GOVERNMENTAL DISBURSEMENTS NOT CHARGEABLE AS EXPENDITURES**

**Debt Redemption** - Includes principal payments on all classes of long term public debt, such as bonds, certificates, except public service enterprise debt.

**Agency Payments** - Includes all payments to other civil divisions of money which has been collected on behalf of other civil divisions, for example: collections of taxes by the county for other units.

**Trust Payments** - Includes payments on account of private trust funds, i.e., funds which are in the custody of the government, but which add nothing to its assets

**Purchase of Investments** - Includes payments for the purchase of investments, except purchases of investments by public service enterprise funds.

**Other Disbursements** - Includes refunds, rebates, revolving and working capital funds.

### **PUBLIC SERVICE ENTERPRISES**

Tables are included in this report where operating revenue and expenses, and nonoperating revenue and expenses are shown for the purpose of arriving at the net income for each type of public service enterprise. In addition, columns are provided in these tables to show (1) net contributions to or from governmental funds, (2) borrowing, (3) capital outlay, (4) debt service (bonds and interest paid).

The classifications used for the public service enterprises closely follow those used by the Federal Bureau of the Census and, in general, include the types of revenue and expenses that are used in similar enterprises in private industry.



LEGISLATIVE REFERENCE LIBRARY  
STATE OF MINNESOTA