

State of Minnesota



Office of the State Auditor

Julie Blaha
State Auditor

**Asset Forfeitures
and
Forfeiture Expenditures in Minnesota**

For the Year Ended December 31, 2023

Description of the Office of the State Auditor

The Office of the State Auditor (OSA) helps ensure financial integrity and accountability in local government financial activities. The OSA is the constitutional office that oversees more than \$40 billion in annual financial activity by local governments and approximately \$20 billion of federal funding financial activity.

The OSA performs around 90 financial and compliance audits per year and has oversight responsibilities for over 3,300 local units of government throughout the state. The office maintains the following seven divisions:

- **Audit Practice:** Helps ensure fiscal integrity by conducting financial and compliance audits of local governments and the federal compliance audit of the State of Minnesota.
- **Constitution:** Connects with the public via external communication, media relations, legislative coordination, and public engagements for the State Auditor.

This division also supports the State Auditor's service on the State Executive Council, State Board of Investment, Land Exchange Board, Public Employees Retirement Association Board, Minnesota Housing Finance Agency, the Minnesota Historical Society, and the Rural Finance Authority Board.

- **Government Information:** Collects, analyzes, and shares local government financial data to assist in policy and spending decisions; administers and supports financial tools including the Small Cities and Towns Accounting System (CTAS) software and infrastructure comparison tools.
- **Legal/Special Investigations:** Provides legal analysis and counsel to the OSA and responds to outside inquiries about Minnesota local law relevant to local government finances; investigates local government financial records in response to specific allegations of theft, embezzlement, or unlawful use of public funds or property.
- **Operations:** Ensures the office runs efficiently by providing fiscal management and technology support to the office.
- **Pension:** Analyzes investment, financial, and actuarial reporting for Minnesota's local public pension plans and monitors pension plan operations.
- **Tax Increment Financing (TIF):** Promotes compliance and accountability in local governments' use of tax increment financing through education, reporting, and compliance reviews.

This document can be made available in alternative formats upon request. Call 651-296-2551 [voice] or 1-800-627-3529 [relay service] for assistance or visit the Office of the State Auditor's website:

www.osa.state.mn.us

Asset Forfeitures and Forfeiture Expenditures in Minnesota

For the Year Ended December 31, 2023



Office of the State Auditor

October 10, 2024

Government Information Division
Office of the State Auditor
State of Minnesota

Deputy State Auditor

Chad Struss

Staff

Kathy Docter, *Director of Government Information Division*

John Jernberg, *Research Analysis Specialist*

Christy John, *Research Analyst Intermediate*

Mark Albarado, *Management Analyst 2*

Marie Henning, *Accounting Officer*

Tiffany O'Neil, *Research Analyst*

Cassidy Adamson, *Administrative Specialist*

TABLE OF CONTENTS

Executive Summary	1
Scope and Methodology	3
Background	5
2023 Forfeiture Activity	8
Range in Net Proceeds Level	9
Forfeiture Activity by Law Enforcement Agency	10
Type of Property	11
Table 1: Type of Forfeited Property - 2022 and 2023	12
Type of Crime	13
Controlled Substance and DUI-Related Forfeitures	14
Forfeited Property Destroyed, Retained, or Forwarded to Other Agency	16
Final Disposition of Property	16
Property or Proceeds Shared With Other Agency	17
Agencies Reporting No Forfeitures in 2023	17
2023 Forfeiture Expenditures	18
Agencies Reporting No Forfeiture Expenditures in 2023	19
Data Tables	
Table 2A - Property Seized Subject to State Forfeiture - Final Disposition - 2023 - Sorted by Agency and Net Proceeds	21
Table 2B - Property Seized Subject to Federal Forfeiture - Final Disposition - 2023 - Sorted by Agency and Net Proceeds	163
Table 3A - Summary of State Forfeiture Activity by Agency - 2023 - Sorted by Agency	167
Table 3B - Summary of Federal Forfeiture Activity by Agency - 2023 - Sorted by Agency	174
Table 4 - Summary of Forfeiture Expenditures - 2023	175

Table 5 - Detailed Forfeiture Expenditures - 2023 - Sorted by Agency	177
---	------------

Appendices

Appendix 1 - Law Enforcement Agencies Reporting No Forfeitures in 2023	312
---	------------

Appendix 2 - Map of the 2023 Drug and Violent Crime Enforcement Teams.....	316
---	------------

Executive Summary

- In 2023, 243 Minnesota law enforcement agencies reported a total of 3,873 completed¹ forfeitures pursued under both state and federal law. Of the 243 law enforcement agencies that reported completed forfeitures, 241 agencies reported a total of 3,795 completed forfeitures pursued under state law and 11 agencies reported an additional 78 completed forfeitures pursued under federal law (pg. 8).
- Of the 3,873 completed forfeitures reported in 2023, 1,698 involved seized cash, property that was sold, or an agreement or program including but not limited to federal equitable sharing that required the participating agency to receive monetary compensation.² The total value of net proceeds from these forfeitures was \$5,290,018 (pg. 9).
- In 2023, for all completed forfeitures pursued under state law, gross sales of forfeited property or seized cash totaled \$6,186,943; administrative expenses and lienholders' obligations totaled \$1,273,349;³ amount returned totaled \$931,807;⁴ and net proceeds totaled \$4,392,712⁵ (pg. 9).
- In 2023, for all completed forfeitures pursued under federal law, total proceeds received through the equitable sharing program totaled \$897,306 (pg. 9).
- The agencies with 100 or more completed forfeitures in 2023 were: the Minnesota State Patrol (1,028); Minneapolis Police Department (167); Saint Cloud Police Department (115); and CEE-VI Drug Task Force (100). These four law enforcement agencies accounted for 36 percent of the total number of completed forfeitures reported in 2023 (pg. 10).
- In 2023, vehicles⁶ accounted for 52 percent of property seized, followed by firearms at 24 percent, cash at 23 percent, and other property at one percent (pg. 11).

¹The term "completed forfeitures" used in this report means a final action has been taken on the property, such as being sold, destroyed, forwarded to another agency, returned to owner, or other types of dispositions.

²The remaining 2,175 completed forfeitures involved property returned, property destroyed, and other types of dispositions that did not result in net proceeds.

³These costs represent the payment of seizure, storage, forfeiture, and sale expenses; satisfaction of valid liens against the property; and court-ordered restitution (Minn. Stat. § 609.5315, subd. 4).

⁴Amount returned represents cash returned to owner per court order or agreement.

⁵Net proceeds do not equal the gross proceeds minus administrative expenses/lienholder obligations because when expenses exceed the gross proceeds, the net proceeds available for distribution are shown as zero.

⁶Vehicles include ATVs, boats, motorcycles, scooters, and snowmobiles.

- The most common criminal activities leading to seizure, forfeiture, and final disposition of property in 2023 were DUI-related and controlled substance offenses, accounting for 78 percent of the forfeitures. Controlled substance forfeitures accounted for 1,698, or 44 percent, of reported forfeitures, while DUI-related forfeitures accounted for 1,314, or 34 percent, of reported forfeitures. The remaining forfeitures involved fleeing (372), weapons (246), carrying a rifle or shotgun (62), prostitution (62), “other” crimes (53), assault (28), robbery/theft (22), and burglary (16) (pg. 13).
- For 2023, 191 agencies reported that they did not process any property under the forfeiture statutes, compared to 164 in 2022 (pg. 17).
- In 2023, 249 law enforcement agencies and prosecuting authorities reported total forfeiture expenditures of \$7.1 million (pg. 18).
- In 2023 the largest categories of forfeiture expenditures were capital expenditures, salaries, other operating expenses, and professional services. These four categories accounted for 76 percent of total forfeiture expenditures (pg. 18).
- In 2023, 287 law enforcement agencies and prosecuting authorities reported that they did not expend any forfeiture proceeds under the forfeiture statutes, compared to 273 in 2022 (pg. 19).

Scope and Methodology

The Office of the State Auditor (OSA) is required to collect and report on the nature and extent of forfeitures and the expenditure of forfeiture proceeds in Minnesota. Under Minnesota law, property associated with designated criminal offenses may be forfeited. Minn. Stat. § 609.5315, subd. 6, directs the appropriate agency to report to the OSA property seized and subject to forfeiture under state and federal law after final disposition. Minn. Stat. § 609.5315, subd. 6 (c), directs each appropriate agency and prosecuting authority to report annually to the OSA the expenditure of forfeiture proceeds, including proceeds received through forfeiture under state and federal law.

Forfeitures reported to the OSA include the amount forfeited, the statutory authority for the forfeiture, the disposition date, a brief description of the circumstances involved, whether the forfeiture was contested, whether the defendant was convicted pursuant to a plea agreement or a trial, whether there was a forfeiture settlement agreement, and the final disposition of the property. For controlled substance and driving while impaired forfeitures, the report must indicate whether the forfeiture was initiated as an administrative or a judicial forfeiture. For firearms, the make, model, and serial number of each firearm forfeited must be reported.

Forfeiture expenditures⁷ reported to the OSA include the manner in which each appropriate agency and prosecuting authority expended money or proceeds annually from the sale of forfeited property in various categories including but not limited to crime prevention, victim reparations, sexually exploited youth programs, trafficking victim programs, investigation costs, court and attorney costs, salaries, professional services, travel, training, other operating expenses, capital expenditures, and gifts or grants to non-profit or other programs.

The forfeitures presented in this report reflect property forfeited under state and federal law. This report provides information on the cash and property seized subject to forfeiture in which the final disposition was completed in 2023.⁸ Forfeitures are considered complete in the year in which there is a final disposition of the seized property regardless of the date the property is initially seized. At final disposition, items are sold, retained for law enforcement purposes, destroyed, forwarded to other state or federal law enforcement agencies, or returned to the owner. This report does not reflect all property seizure and forfeiture activity in 2023, but rather the number of forfeitures that went through final disposition in 2023.⁹

In 2023, 434 law enforcement agencies were required to report forfeiture activity to the OSA. Of this, 243 agencies reported completed forfeitures; 191 agencies reported that they did not process any property under the forfeiture statutes.

⁷In Minn. Stat. § 609.5315, subd. 6 (c), the subject of this report is described as “expended money or proceeds,” Other terminology used in this report, such as “forfeiture expenditures” and “expenditure of forfeiture proceeds,” are intended to convey the same meaning.

⁸In Minn. Stat. §§ 609.531-609.5318, the subject of this report is described as “property seized” which is “subject to forfeiture.” Other terminology used in this report, such as “forfeiture incidents” and “forfeitures,” are intended to convey the same meaning.

⁹All forfeiture information in this report is self-reported by individual law enforcement agencies. The Office of the State Auditor does not audit this data.

In 2023, 434 law enforcement agencies and 102 prosecuting authorities were required to report expenditure of forfeiture proceeds to the OSA. Of the 536 law enforcement agencies and prosecuting authorities, 249 reported forfeiture expenditures; 287 reported that they did not expend any forfeiture proceeds in 2023.

Forfeitures and forfeiture expenditures reported in 2023 are detailed in the five data tables in this report. Table 1 provides a summary and comparison of the type and value of property forfeited that had a final disposition date in 2022 or 2023 (pg. 12). Table 2A and 2B lists, by agency, all property seized subject to state and federal forfeiture for which the final disposition was completed in 2023 (pg. 21). Table 3A and 3B summarizes state and federal forfeiture activity by agency for which the final disposition was completed in 2023 (pg. 167). Table 4 summarizes expenditure of forfeiture proceeds in 2023 (pg. 175). Table 5 lists, by agency, detailed expenditure of forfeiture proceeds, including proceeds received through forfeiture under state and federal law (pg. 177).

Background

State laws governing property that is subject to forfeiture proceedings, and the actual disposition of the forfeited property, have changed considerably since their inception in 1971.

- In 1971, the Legislature authorized law enforcement agencies making an arrest involving a controlled substance to seize property associated with the use or transportation of the controlled substance. Upon conviction of the offense, the individual forfeited the seized property to the local law enforcement agency. Legislation authorized local law enforcement agencies to use forfeited property for law enforcement purposes or sell the property and use the proceeds of the sale for authorized agency activities and to destroy forfeited contraband.
- In 1973, the Legislature authorized the seizure and subsequent forfeiture of money that was deemed to be related to the commission of an offense involving a controlled substance. The 1973 law prescribed a more detailed process for forfeitures. It also directed that half of all proceeds from the sale of forfeited property, and half of all of the forfeited cash, be forwarded to the state drug abuse authority. The state drug abuse authority was directed to use its share of the proceeds for the care and treatment of individuals with drug-related disorders. The remaining half of the proceeds from the sale of forfeited property would continue to be used by the local law enforcement agency.
- In 1984, the Legislature expanded the items that were subject to forfeiture by indicating that all moneys, precious metals, and gems found in proximity to controlled substances, certain forfeitable equipment, and forfeitable records would be presumed property subject to forfeiture. It also expanded the list of criminal offenses that could result in forfeiture of certain personal property to include a variety of criminal offenses. The 1984 legislation provided that one-third of net forfeiture proceeds for controlled substance crimes would be distributed to the state for the care and treatment of patients with drug-related disorders, and the remaining two-thirds would be shared equally between the agencies prosecuting and investigating the offense. For forfeitures related to other crimes, the net forfeiture proceeds were to be distributed in thirds: one-third to the prosecuting agency, one-third to the Commissioner of Public Safety, and one-third to the appropriate law enforcement agency.
- In 1988, the Legislature expanded and reorganized the forfeiture statutes. The 1988 legislation amended the formula used to distribute forfeited cash and the proceeds from the sale of forfeited property. The new formula directed that 70 percent of the cash and net proceeds be used by the law enforcement agency initiating the forfeiture action, 20 percent of the cash and net proceeds be distributed to the prosecuting agency, and the remaining ten percent of the cash and net proceeds be forwarded to the state.

- In 1992, legislative interest in the nature and extent of forfeitures increased throughout the state. This increased interest resulted in a legislatively-imposed requirement that law enforcement agencies report all forfeitures to the Office of the State Auditor. The new reporting requirement mandated that the reports be filed monthly and include the amount forfeited, date, and a brief description of the circumstances involved.
- In 1993, the Legislature passed legislation that prohibited law enforcement agencies from selling forfeited firearms. The provision required that all forfeited weapons, ammunition, and firearm accessories be destroyed unless retained for law enforcement purposes.
- In 1994, the Legislature amended the forfeiture statutes to require law enforcement agencies to report to the Office of the State Auditor “the number of firearms forfeited, and the make, model, and serial number of each firearm forfeited.”
- In 1995, the Legislature expanded DUI-related forfeiture statutes to include offenses involving snowmobiles, all-terrain vehicles, boats, and automobiles. A vehicle used in an incident that results in a third impaired driving conviction in five years or a fourth conviction within 15 years is subject to forfeiture. The legislation also required law enforcement agencies to report these forfeitures to the Office of the State Auditor on an annual basis.
- Due to the 1997 legislative repeal of Minn. Stat. §§ 84.912, subd. 10, and 86B.337, subd. 10, the requirement to report information on DUI-related forfeitures to the Office of the State Auditor was eliminated.
- In 1999, the Legislature amended Minn. Stat. § 609.5315, subd. 1, to allow law enforcement agencies to sell forfeited firearms to federally-licensed firearms dealers. The Hennepin and Ramsey County Boards were given authorization to ban the sale of forfeited firearms by their respective sheriff’s departments. The Boards subsequently voted to continue the ban.
- In 2010, the Legislature made numerous changes to the forfeiture laws, including the expansion of the reporting requirements related to forfeiture; requiring model policies on forfeiture; requiring officers to give forfeiture receipts upon seizure of property; implementing timelines for forfeiture notice and hearings; placing a cap on the value of property that may be forfeited administratively; authorizing petitions for remission and mitigation of seized property; requiring certification by the prosecutor before property may be forfeited administratively; and prohibiting the sale of forfeited property to law enforcement officers, employees, and family members.
- In 2013, the Legislature amended Minn. Stat. § 609.5312, subd. 1, to provide for the forfeiture of money used or intended for use to facilitate a prostitution or sex trafficking offense. The Legislature also enacted Minn. Stat. § 609.5315, subd. 5c, to specify the distribution of such forfeited money.

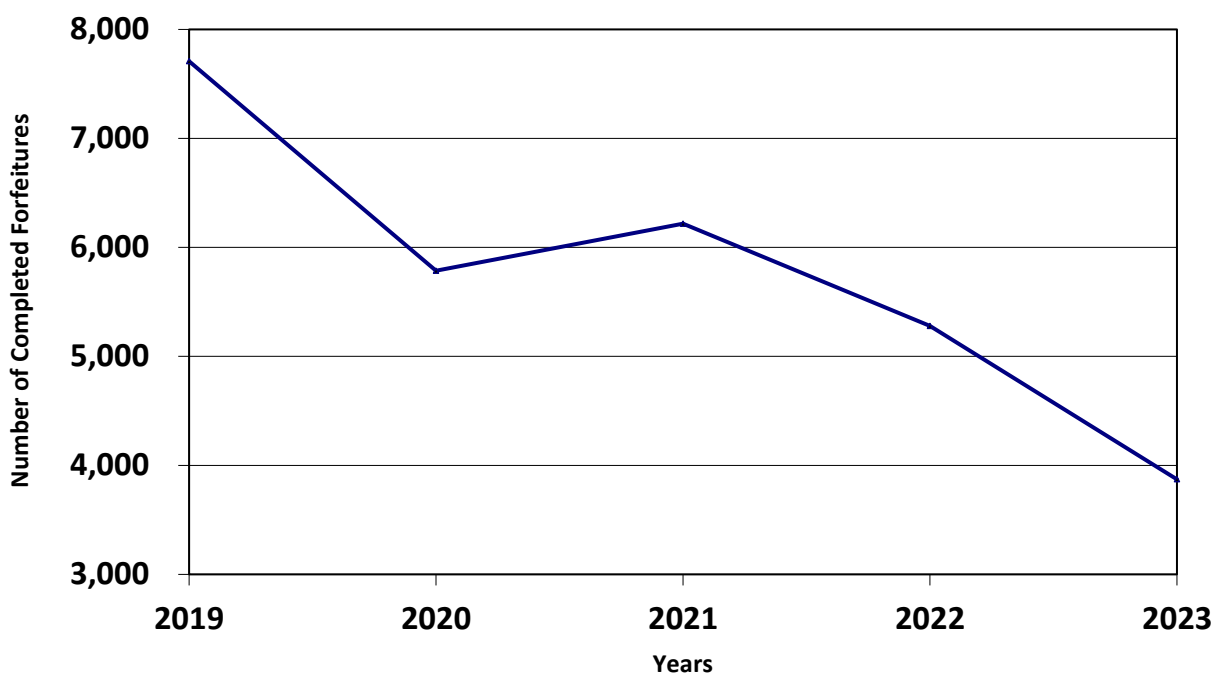
- In 2014, the Legislature amended Minn. Stat. § 609.531, subd. 6a, to generally require conviction before judicial forfeitures can occur under Minn. Stat. §§ 609.5311 to 609.5318. An admission of guilt, stayed sentence, or referral to diversion for a controlled substance crime is considered a “conviction” for purposes of Minn. Stat. § 609.531, subd. 6a. Judicial forfeitures under Minn. Stat. §§ 609.5311 to 609.5318 may occur in the absence of a conviction if a person has not been charged with a controlled substance offense because the person has agreed to provide information about criminal activity of another. Inconsistent language was stricken from Minn. Stat. §§ 609.5314, 609.5316, and 609.5318.
- In 2015, the Legislature amended Minn. Stat. § 609.531 to include Financial Exploitation of Vulnerable Adult felony crimes, Minn. Stat. § 609.2335, to the definition of “Designated offense” in section 609.531, subd. 1 (f)(3).
- In 2017, the Legislature amended Minn. Stat. § 609.5316, subd. 3, to include “automated sales suppression devices, phantom-ware, and other devices containing an automated sales suppression or phantom-ware device or software.” The Legislature also amended Minn. Stat. § 609.5315, subd. 5c, to change “commissioner of public safety” to “commissioner of health” in the section describing the distribution of money forfeited under 609.5312, subd. 1 (b).
- In 2018, the Legislature amended Minn. Stat. § 609.5315, subd. 5b, to change “commissioner of public safety” to “commissioner of health” in the section describing the distribution of certain forfeited proceeds from trafficking of persons offenses.
- In 2019, the Legislature amended Minn. Stat. § 169A.63 to add a provision requiring that a vehicle forfeiture proceeding be stayed and the vehicle returned if the driver who committed the DUI offense becomes a participant in the “ignition interlock program” under Minn. Stat. § 171.306.
- In 2021, the Legislature passed a number of forfeiture reform measures into law. One change was a revision to Minn. Stat. § 609.5314, subd. 1, to narrow the scope of money and property subject to administrative forfeiture in connection with controlled substance seizures. Money now must total at least \$1,500, or it must be found in proximity to controlled substances and there must be probable cause to believe the money was exchanged for the purchase of a controlled substance. Also amongst the changes is an expansion of and greater specificity around the forfeiture and expenditure reporting required of appropriate agencies and prosecuting authorities to the OSA. For example, the Legislature added to Minn. Stat. § 609.5315, subd. 6, a requirement that each appropriate agency and prosecuting authority report on how forfeiture proceeds were expended. All of the changes can be reviewed in Laws of Minnesota 2021, 1st Spec. Sess. chapter 11, article 5. The changes took effect on January 1, 2022, and apply to seizures on or after that date.

2023 Forfeiture Activity

In 2021, the Minnesota Legislature passed several forfeiture reform measures into law and the changes took effect on January 1, 2022. Starting in 2022, Minn. Stat. § 609.5315, subd. 6, requires law enforcement agencies to report all forfeitures occurring in the state, including those pursued under state and federal law to the Office of the State Auditor (OSA). In 2023, 243 Minnesota law enforcement agencies reported a total of 3,873 completed forfeitures. Of the 243 law enforcement agencies that reported completed forfeitures, 241 agencies reported a total of 3,795 completed forfeitures pursued under state law and 11 agencies reported an additional 78 completed forfeitures pursued under federal law. This compares to 5,280 completed forfeitures in 2022. The number of law enforcement agencies that reported completed forfeitures decreased from 275 to 243 in 2023. The total number of completed forfeitures reported by law enforcement agencies decreased by 27 percent between 2022 and 2023.

Over the last five years, the total number of completed forfeitures has decreased from 7,708 in 2019 to 3,873 in 2023.¹⁰ This represents a decrease of 50 percent over the five-year period. Figure 1 below shows the five-year trend on the number of completed forfeitures.

**Figure 1: Number of Completed Forfeitures -
2019 to 2023***



*The year 2022 and 2023 includes completed forfeitures pursued under both state and federal law.

¹⁰The year 2022 and 2023 includes completed forfeitures pursued under both state and federal law.

Of the 3,873 completed forfeitures reported in 2023, 1,698 involved seized cash, property that was sold, or an agreement or program including but not limited to federal equitable sharing that required the participating agency to receive monetary compensation.¹¹ The total value of net proceeds from these forfeitures was \$5,290,018. Net proceeds derived from forfeitures ranged from \$2 to \$144,761. Net proceeds per completed forfeiture averaged \$3,115 in 2023.¹²

In 2023, the gross sales, expenses, amount returned, and net proceeds of all completed forfeitures pursued under state law totaled the following amounts:

- Gross sales of forfeited property or seized cash totaled \$6,186,943.
- Administrative expenses and lienholders' obligations totaled \$1,273,349.¹³
- Amount returned totaled \$931,807.¹⁴
- Net proceeds totaled \$4,392,712.¹⁵

In 2023, total proceeds received through the equitable sharing program for all completed forfeitures pursued under federal law totaled the following amount:

- Net proceeds totaled \$897,306.

Range in Net Proceeds Level

Law enforcement agencies receive funds derived from forfeitures in three primary ways: the forfeited item was cash, the forfeited item was sold, or an agreement or program including but not limited to federal equitable sharing that required the participating agency to receive monetary compensation. An analysis of the net proceeds of these 1,698 completed forfeitures showed the following:

- 135 (eight percent) forfeitures were less than \$100.
- 490 (29 percent) forfeitures ranged from \$100 to \$499.
- 257 (15 percent) forfeitures ranged from \$500 to \$999.

¹¹The remaining 2,175 completed forfeitures involved property returned, property destroyed, and other types of dispositions that did not result in net proceeds.

¹²This analysis examines the 1,698 completed forfeitures in which the seizure involved cash, property that was sold, or an agreement or program including but not limited to federal equitable sharing that required the participating agency to receive monetary compensation.

¹³These costs represent the payment of seizure, storage, forfeiture, and sale expenses; satisfaction of valid liens against the property; and court-ordered restitution (Minn. Stat. § 609.5315, subd. 4).

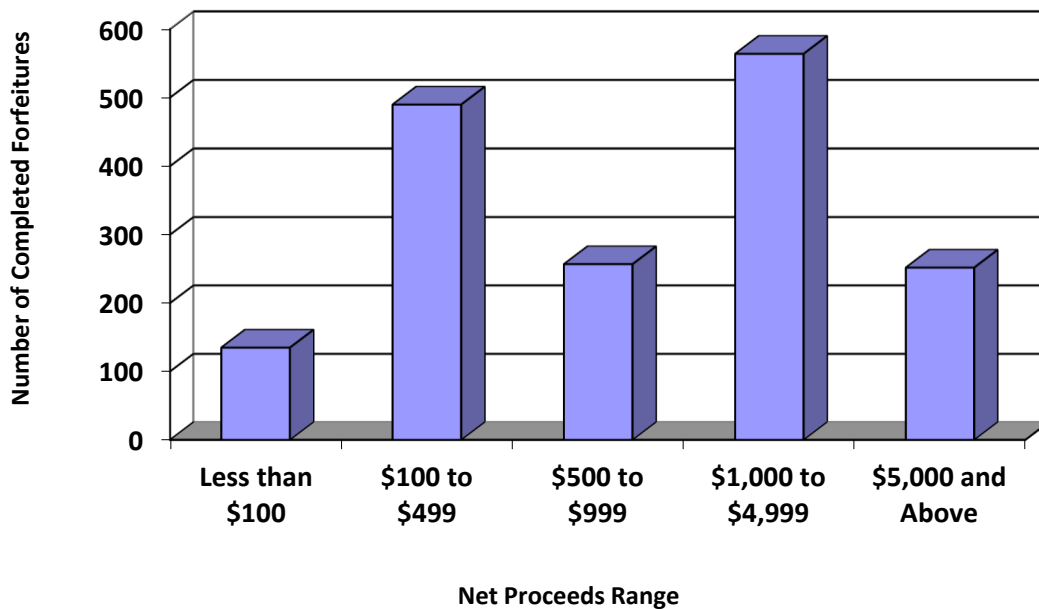
¹⁴Amount returned represents cash returned to owner per court order or agreement.

¹⁵Net proceeds do not equal the gross proceeds minus administrative expenses/lienholder obligations because when expenses exceed the gross proceeds, the net proceeds available for distribution are shown as zero.

- 564 (33 percent) forfeitures ranged from \$1,000 to \$4,999.
- 252 (15 percent) forfeitures were equal to or greater than \$5,000.

Figure 2 below shows the distribution of forfeitures by the range of net proceeds.

Figure 2: Number of Completed Forfeitures by Net Proceeds Range - 2023



Forfeiture Activity by Law Enforcement Agency

The 243 law enforcement agencies reporting completed forfeitures in 2023 included county sheriff offices, city police departments, drug and gang task forces, the Metropolitan Airports Commission Police Department, and state law enforcement agencies. The agencies with 100 or more completed forfeitures in 2023 were: the Minnesota State Patrol (1,028); Minneapolis Police Department (167); Saint Cloud Police Department (115); and CEE-VI Drug Task Force (100). These four law enforcement agencies accounted for 36 percent of the total number of completed forfeitures reported in 2023.

Type of Property

Figure 3 below shows the types of property seized subject to forfeiture. In 2023, vehicles¹⁶ accounted for 52 percent of property seized, followed by firearms at 24 percent, cash at 23 percent, and other property at one percent.

Figure 3: Types of Property Seized - 2023

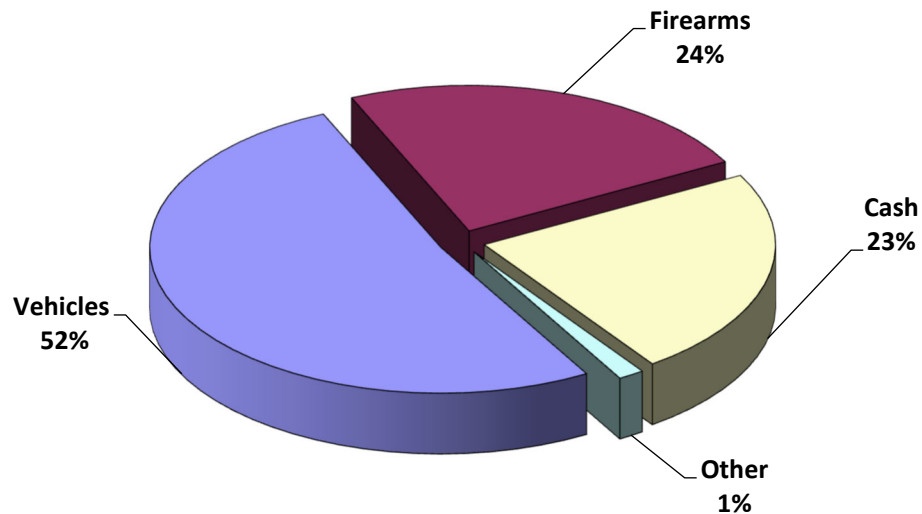


Table 1, on the next page, shows the three most common types of forfeited property (cash, vehicles, and firearms) and all other property for 2022 and 2023. It also includes the change between the two years.

¹⁶Vehicles include ATVs, boats, motorcycles, scooters, and snowmobiles.

Table 1: Type of Forfeited Property - 2022 and 2023*

Year	Type of Property	Gross Sales	Administrative Expenses/Cash Returned to Owner/Lienholder**	Net Proceeds***	Number of Forfeiture Incidents
2022	Cash	\$4,691,357	\$1,127,479	\$5,460,636	1,287
2023	Cash	3,962,836	947,073	3,839,845	895
	Difference	(\$728,521)	(\$180,406)	(\$1,620,791)	(392)
2022	Vehicles	\$3,996,842	\$1,521,047	\$2,758,357	2,945
2023	Vehicles	2,179,149	1,226,322	1,328,236	2,003
	Difference	(\$1,817,693)	(\$294,725)	(\$1,430,121)	(942)
2022	Firearms	\$204,714	\$26,981	\$178,497	994
2023	Firearms	37,518	12,963	36,283	919
	Difference	(\$167,196)	(\$14,018)	(\$142,214)	(75)
2022	All Other	\$135,827	\$70,643	\$104,307	54
2023	All Other	7,440	18,798	85,654	56
	Difference	(\$128,387)	(\$51,845)	(\$18,653)	2
2022	Totals	\$9,028,740	\$2,746,150	\$8,501,797	5,280
2023	Totals	6,186,943	2,205,156	5,290,018	3,873
	Difference	(\$2,841,797)	(\$540,994)	(\$3,211,779)	(1,407)

* The year 2022 and 2023 includes completed forfeitures pursued under state and federal law.

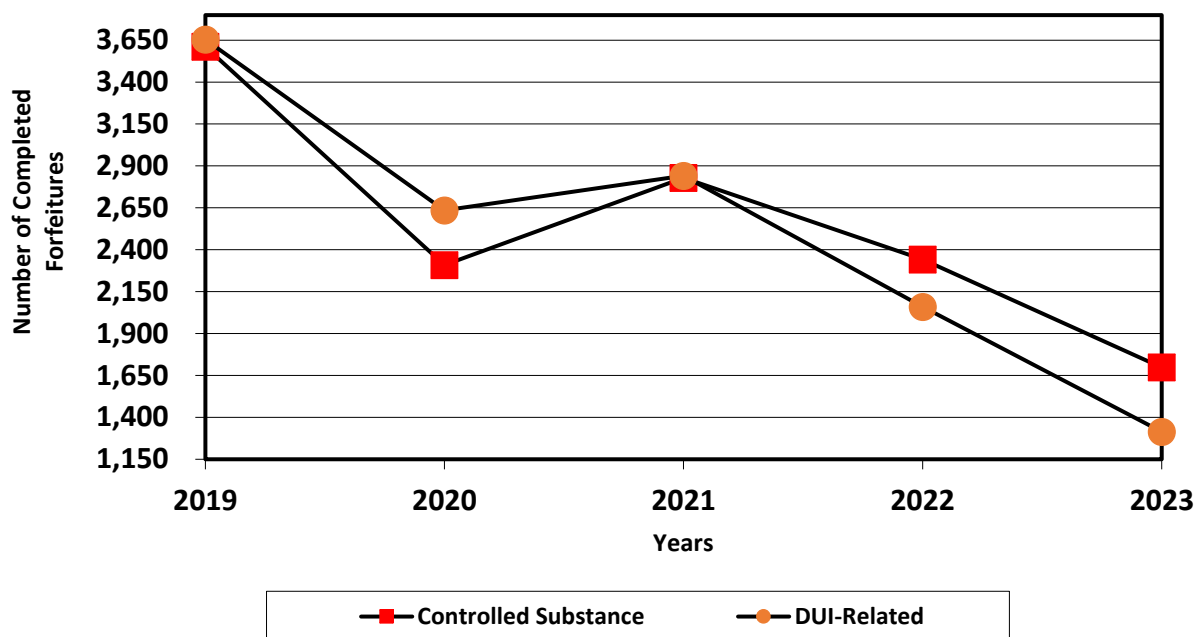
**Includes cash returned to owner or lienholder per court order or agreement. In Tables 2 and 3, this amount is shown separately.

***Includes proceeds received through federal equitable sharing program. In Tables 2 and 3, this amount is shown separately. Net proceeds do not equal the gross proceeds minus administrative expenses/lienholder expenses/lienholder obligations because when expenses exceed the gross proceeds, the net proceeds available for distribution are shown as zero.

Type of Crime

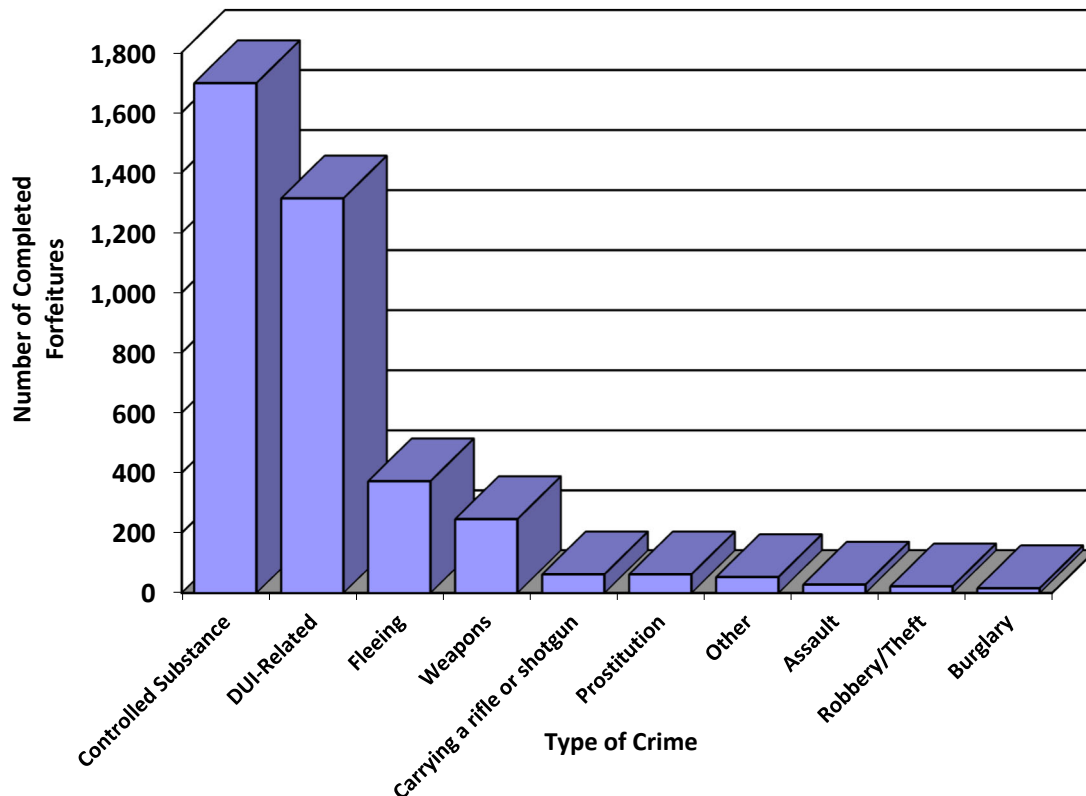
The most common criminal activities leading to seizure, forfeiture, and final disposition of property in 2023 were controlled substance and DUI-related. Over the last five years, the total number of DUI-related forfeitures decreased 64 percent. Over the same period, the total number of controlled substance forfeitures decreased 53 percent. Figure 4 below shows the five-year trend.

Figure 4: Total Number of Controlled Substance and DUI-Related Forfeitures for the Years 2019 to 2023



In 2023, DUI-related and controlled substance offenses accounted for 78 percent of the forfeitures. Controlled substance forfeitures accounted for 1,698, or 44 percent, of reported forfeitures, while DUI-related forfeitures accounted for 1,314, or 34 percent, of reported forfeitures. The remaining forfeitures involved fleeing (372), weapons (246), carrying a rifle or shotgun (62), prostitution (62), “other” crimes (53), assault (28), robbery/theft (22), and burglary (16). Figure 5 on the following page shows completed forfeitures by type of crime.

Figure 5: Completed Forfeitures by Type - 2023



Controlled Substance and DUI-Related Forfeitures

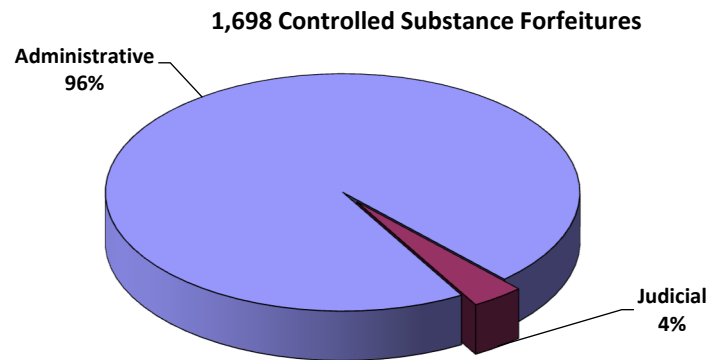
Property seized subject to forfeiture for which the associated crime is controlled substance or DUI-related must also include whether the forfeiture was initiated as an administrative or judicial forfeiture and whether the forfeiture was contested.¹⁷

Controlled Substance:

- In 2023, there were 1,698 controlled substance forfeitures reported, compared to 2,342 reported in 2022. Of the 1,698 controlled substance forfeitures in 2023, 1,637 were initiated as administrative forfeitures; 61 were initiated as judicial forfeitures. Figure 6 on the following page illustrates this distribution.

¹⁷Minn. Stat. § 609.5315, subd. 6.

Figure 6: Controlled Substance Forfeitures Initiation Type - Administrative or Judicial - 2023

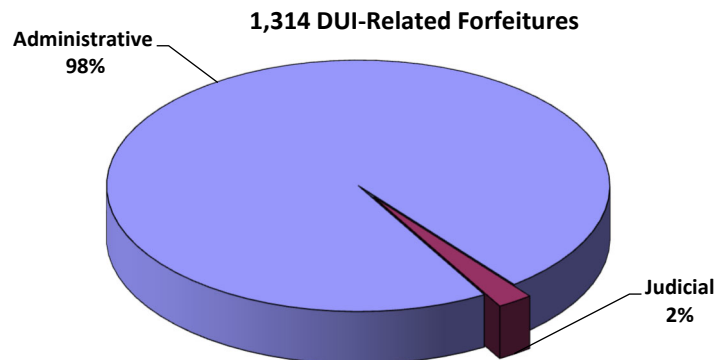


- Among the controlled substance forfeitures, 17 percent of the administrative forfeitures were contested, and 41 percent of the judicial forfeitures were contested.

Driving Under the Influence (DUI):

- In 2023, there were 1,314 DUI-related forfeitures reported, compared to 2,059 reported in 2022. Of these 1,314 DUI-related forfeitures, 1,284 were initiated as administrative forfeitures, and 30 were initiated as judicial forfeitures. See Figure 7 below.

Figure 7: DUI-Related Forfeitures Initiation Type - Administrative or Judicial - 2023



- Among the DUI-related forfeitures, 14 percent of the administrative forfeitures were contested, and 27 percent of the judicial forfeitures were contested.

Forfeited Property Destroyed, Retained, Returned, or Forwarded to Other Agency

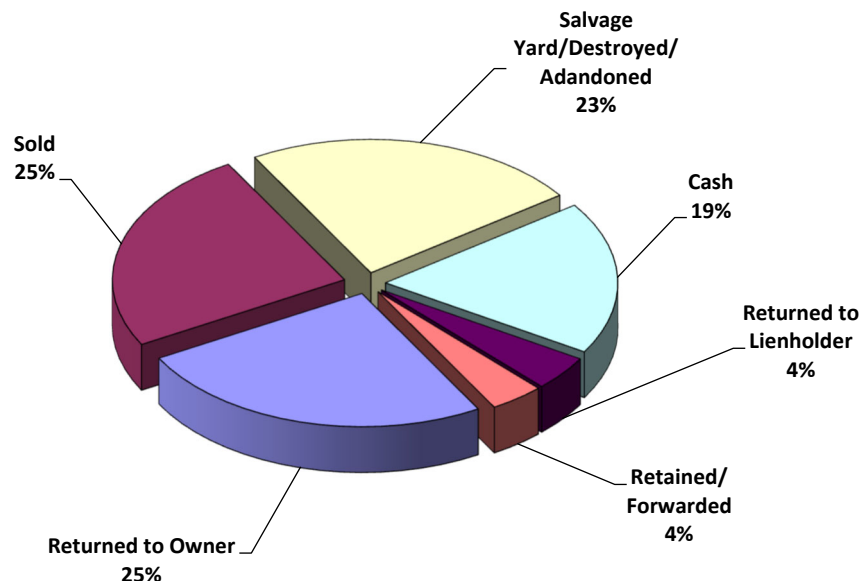
In addition to selling forfeited property, law enforcement agencies have the authority to destroy property that is harmful to the public, retain property for official use by the agency, return the seized property upon court order or agreement, or forward property to a state or federal agency (usually the Drug Enforcement Administration). When the final disposition of seized property is one of those listed above, there are no net proceeds subject to the various distribution formulas. If property retained for official use is later sold, the net proceeds are apportioned according to Minn. Stat. § 609.5315.

In 2023, 978 forfeitures resulted in the seized property being returned or sold to the owner upon agreement or court order; 909 forfeitures resulted in property being destroyed, abandoned, or sent to a salvage yard; 164 forfeitures were used to resolve liens against property; and 146 forfeitures resulted in property being retained by the agency or forwarded to another agency.

Final Disposition of Property

Law enforcement agencies reported final disposition for 3,873 incidences of seized property in 2023. Figure 8 below shows the final disposition for the 3,873 forfeitures.

Figure 8: Final Disposition of Property Seized Subject to Forfeiture - 2023



Property or Proceeds Shared With Other Agency

Law enforcement agencies frequently work together, especially on drug-related offenses, and often share the cash proceeds from drug-related forfeitures. Sharing of property or proceeds occurs most frequently in narcotics task forces, where proceeds are split amongst the contributing agencies.

Agencies Reporting No Forfeitures in 2023

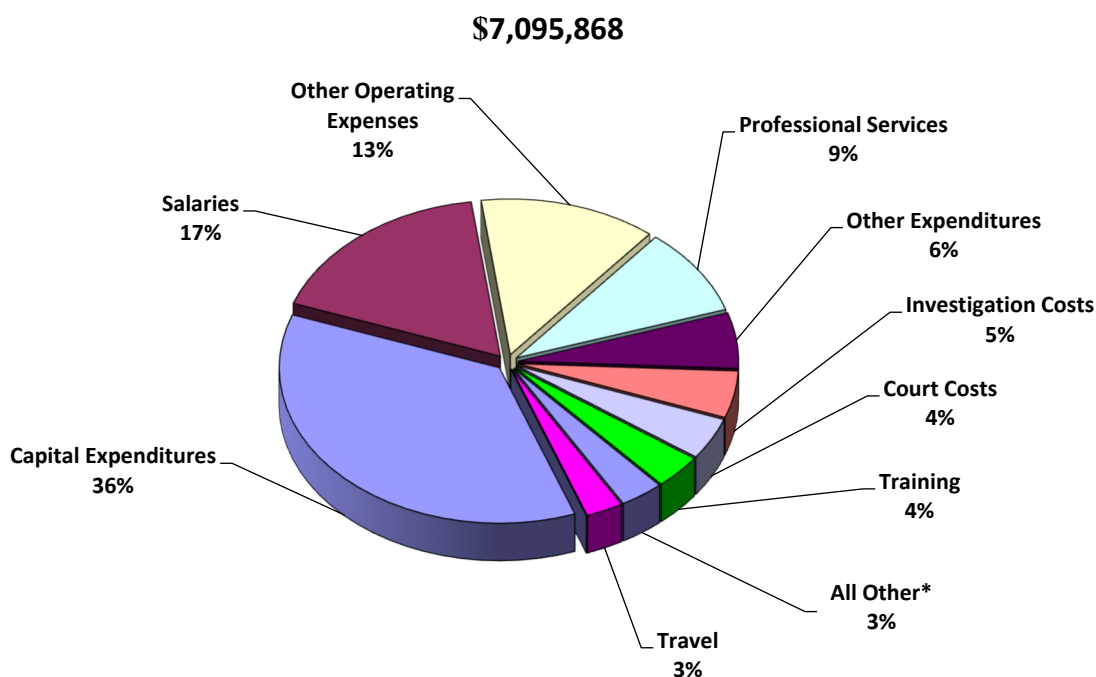
Not all law enforcement agencies in the state process property for forfeiture. The OSA requires all law enforcement agencies that did not process any forfeitures in a given year to inform the OSA by January 31 of the following year of this information. For 2023, 191 agencies reported that they did not process any property under the forfeiture statutes (see Appendix 1), compared to 164 in 2022. This does not mean that forfeitable offenses did not occur in these jurisdictions, but rather it is often cost-prohibitive for these agencies due to their limited size. The 2021 Minnesota Legislature also enacted reforms to the state's forfeiture law, addressing both DUI-Related and cash forfeitures. The law has been reformed to focus on repeat offenders when it comes to DWI-related vehicle seizures and forfeitures altering the list of DWI offenses that can be used to forfeit vehicles. Law enforcement agencies are also now prohibited from seizing any amount of cash that is less than \$1,500. Many agencies forward their forfeitures to the task force in their jurisdiction. Appendix 2 contains a map of the gang and drug task forces throughout the state.

2023 Forfeiture Expenditures

In addition to reporting forfeitures, law enforcement agencies and prosecuting authorities are required to report annually to the OSA on how forfeiture proceeds were expended, including proceeds received through forfeiture under state and federal law.¹⁸ Forfeiture expenditures, reported to the OSA include the manner in which each appropriate agency and prosecuting authority expended forfeiture proceeds annually from the sale of forfeited property in various categories including but not limited to crime prevention, victim reparations, sexually exploited youth programs, trafficking victim programs, investigation costs, court and attorney costs, salaries, professional services, travel, training, other operating expenses, capital expenditures, and gifts or grants to non-profit or other programs.

In 2023, 249 law enforcement agencies and prosecuting authorities reported total forfeiture expenditures of \$7.1 million. This compares to \$8.5 million reported by 266 law enforcement agencies and prosecuting in 2022. The total forfeiture expenditures reported by law enforcement agencies decreased by 17 percent between 2022 and 2023. In 2023 the largest categories of forfeiture expenditures were capital expenditures, salaries, other operating expenses, and professional services. These four categories accounted for 76 percent of total forfeiture expenditures. Figure 9 below shows the relative shares of total forfeiture expenditures by category. The underlying data for this figure is detailed in Table 4 on page 175.

Figure 9: Forfeiture Expenditures - 2023



*Includes non-profit or other programs, crime prevention, sexually exploited youth programs, and victim reparations.

¹⁸Minn. Stat. § 609.5315, subd. 6 (c).

Agencies Reporting No Forfeiture Expenditures in 2023

Not all law enforcement agencies and prosecuting authorities in the state expended forfeiture proceeds. In 2023, 434 law enforcement agencies and 102 prosecuting authorities were required to report expenditure of forfeiture proceeds to the OSA. Of the 536 law enforcement agencies and prosecuting authorities, 287 reported that they did not expend any forfeiture proceeds in 2023, compared to 273 in 2022. Table 4 summarizes expenditure of forfeiture proceeds in 2023 and Table 5 lists, by agency, detailed expenditure of forfeiture proceeds, including proceeds received through forfeiture under state and federal law.

DATA TABLES

Table 2A
Property Seized Subject to State Forfeiture - Final Disposition - 2023
Sorted by Agency and Net Proceeds

Entity and Crime	Disposition Date	Type of Property	Property Detail	Disposition of Property	Basis of Disposition	Gross Sales	Expenses Paid	Amount Returned	Net Proceeds*
Adrian Police Department									
DUI-Related	01/20/2023	Vehicle	2011 Ford F150	Property Sold	Administrative Forfeiture	7,900	2,875	---	5,025
Agency Total						\$7,900	\$2,875	\$---	\$5,025
Aitkin County Sheriff's Office									
DUI-Related	05/08/2023	Vehicle	1989 Ford Bronco 4WD	Salvage Yard	Judicial Forfeiture	200	2,015	---	---
Burglary	05/11/2023	Vehicle	1995 Chevrolet Camaro	Salvage Yard	Judicial Forfeiture	200	224	---	---
DUI-Related	11/08/2023	Vehicle	2007 Nissan Sentra	Salvage Yard	Administrative Forfeiture	200	345	---	---
Fleeing a Peace Officer	02/03/2023	Motorcycle	1985 BMW K100	Property Sold	Judicial Forfeiture	350	494	---	---
Controlled Substance	05/08/2023	Cash		Cash Forfeiture	Administrative Forfeiture	220	---	---	220
Controlled Substance	07/12/2023	Motorcycle	1986 Harley-Davidson XL1100	Property Sold	Judicial Forfeiture	750	492	---	258
Controlled Substance	07/12/2023	Cash		Cash Forfeiture	Judicial Forfeiture	893	---	---	893
Controlled Substance	05/08/2023	Vehicle	2007 Cadillac STS	Property Sold	Judicial Forfeiture	1,850	832	---	1,018
Controlled Substance	03/29/2023	Cash		Cash Forfeiture	Administrative Forfeiture	1,663	---	---	1,663
DUI-Related	02/17/2023	Vehicle	2004 Ford Explorer	Property Sold	Judicial Forfeiture	3,400	451	---	2,949
Agency Total						\$9,726	\$4,853	\$---	\$7,001
Aitkin Police Department									
Controlled Substance	02/27/2023	Vehicle	2015 Jeep Cherokee Trailhawk 4WD	Property Retained	Judicial Forfeiture	---	---	---	---
Controlled Substance	09/27/2023	Vehicle	2013 Chrysler Town and Country	Returned to Lienholder	Agreement	128	1,208	---	---
Fleeing a Peace Officer	11/27/2023	Vehicle	2001 Toyota Camry	Returned to Owner	Agreement	205	4,015	---	---
Fleeing a Peace Officer	04/10/2023	Motorcycle	1981 Harley-Davidson FXE	Property Sold	Administrative Forfeiture	1,165	1,191	---	---
DUI-Related	07/28/2023	Vehicle	2015 Chevrolet Silverado	Property Sold	Judicial Forfeiture	9,702	9,822	---	---
Controlled Substance	02/08/2023	Cash		Cash Forfeiture	Administrative Forfeiture	63	---	---	63
Controlled Substance	11/09/2023	Cash		Cash Forfeiture	Administrative Forfeiture	162	---	---	162
Agency Total						\$11,425	\$16,236	\$---	\$225

*When expenses exceed the gross amount received, the net proceeds available for distribution are shown as zero.

Table 2A
Property Seized Subject to State Forfeiture - Final Disposition - 2023
Sorted by Agency and Net Proceeds

Entity and Crime	Disposition Date	Type of Property	Property Detail	Disposition of Property	Basis of Disposition	Gross Sales	Expenses Paid	Amount Returned	Net Proceeds*
Aitkin-Itasca-Mille Lacs Violent Crimes Enforcement Team									
Controlled Substance	02/28/2023	Cash		Returned to Owner	Court Ordered Return	341	---	341	---
Controlled Substance	08/14/2023	Vehicle	2002 Jeep Grand Cherokee 4WD	Property Sold	Administrative Forfeiture	500	497	---	3
Controlled Substance	05/26/2023	Other		Property Sold	Administrative Forfeiture	25	---	---	25
Controlled Substance	07/18/2023	Cash		Cash Forfeiture	Administrative Forfeiture	241	---	---	241
Controlled Substance	04/14/2023	Vehicle	2006 Pontiac Grand Prix	Property Sold	Administrative Forfeiture	750	307	---	443
Controlled Substance	02/07/2023	Cash		Cash Forfeiture	Administrative Forfeiture	996	---	---	996
Controlled Substance	10/11/2023	Cash		Cash Forfeiture	Administrative Forfeiture	998	---	---	998
Controlled Substance	10/17/2023	Cash		Cash Forfeiture	Administrative Forfeiture	1,102	---	---	1,102
Controlled Substance	03/29/2023	Cash		Cash Forfeiture	Administrative Forfeiture	1,403	---	---	1,403
Controlled Substance	07/21/2023	Cash		Cash Forfeiture	Administrative Forfeiture	1,417	---	---	1,417
Controlled Substance	03/14/2023	Cash		Cash Forfeiture	Administrative Forfeiture	1,963	---	---	1,963
Controlled Substance	08/14/2023	Cash		Cash Forfeiture	Administrative Forfeiture	3,159	---	---	3,159
Controlled Substance	08/30/2023	Cash		Cash Forfeiture	Administrative Forfeiture	4,485	---	---	4,485
Controlled Substance	10/17/2023	Cash		Cash Forfeiture	Administrative Forfeiture	5,432	---	---	5,432
Controlled Substance	04/06/2023	Cash		Cash Forfeiture	Judicial Forfeiture	16,753	---	---	16,753
Agency Total						\$39,565	\$804	\$341	\$38,420
Albert Lea Police Department									
Controlled Substance	07/25/2023	Vehicle	2007 Cadillac Escalade 4WD	Returned to Owner	Agreement	25	25	---	---
Fleeing a Peace Officer	11/01/2023	Vehicle	2014 Chevrolet Camaro	Returned to Lienholder	Agreement	25	25	---	---
Fleeing a Peace Officer	07/16/2023	Vehicle	2004 Honda Pilot 4WD	Returned to Owner	Agreement	35	35	---	---
Theft	09/01/2023	Vehicle	2003 Dodge Durango	Returned to Owner	Agreement	35	35	---	---
DUI-Related	01/10/2023	Vehicle	2011 Chevrolet Silverado	Returned to Owner	Agreement	35	35	---	---
DUI-Related	02/13/2023	Vehicle	2003 Saturn Vue AWD	Returned to Owner	Agreement	110	110	---	---
Fleeing a Peace Officer	01/06/2023	Vehicle	2000 Toyota Celica	Returned to Owner	Agreement	215	215	---	---
Controlled Substance	06/08/2023	Cash		Returned to Owner	Agreement	736	---	736	---
Fleeing a Peace Officer	09/10/2023	Vehicle	2003 Mitsubishi Lancer	Salvage Yard	Judicial Forfeiture	250	35	---	215
Controlled Substance	11/17/2023	Cash		Cash Forfeiture	Administrative Forfeiture	470	---	---	470
Controlled Substance	07/11/2023	Cash		Cash Forfeiture	Administrative Forfeiture	600	---	---	600
Fleeing a Peace Officer	02/15/2023	Motorcycle	2020 Apollo Choppers RFZ	Property Sold	Judicial Forfeiture	700	49	---	651
Controlled Substance	07/11/2023	Cash		Cash Forfeiture	Administrative Forfeiture	835	---	---	835
Controlled Substance	01/05/2023	Cash		Cash Forfeiture	Administrative Forfeiture	13,624	---	---	13,624
Agency Total						\$17,695	\$564	\$736	\$16,395

*When expenses exceed the gross amount received, the net proceeds available for distribution are shown as zero.

Table 2A
Property Seized Subject to State Forfeiture - Final Disposition - 2023
Sorted by Agency and Net Proceeds

Entity and Crime	Disposition Date	Type of Property	Property Detail	Disposition of Property	Basis of Disposition	Gross Sales	Expenses Paid	Amount Returned	Net Proceeds*
Annandale Police Department									
DUI-Related	06/12/2023	Motorcycle	2006 Harley-Davidson V-Rod Screamin Eagle	Returned to Owner	Agreement	1,650	695	---	955
Agency Total						\$1,650	\$695	\$---	\$955
Anoka County Sheriff's Office									
Controlled Substance	10/26/2023	Firearm	Glock - 0.45 Caliber - Pistol	Property Destroyed	Administrative Forfeiture	---	---	---	---
Controlled Substance	10/26/2023	Firearm	Glock - 0.45 Caliber - Pistol	Property Destroyed	Administrative Forfeiture	---	---	---	---
Controlled Substance	06/16/2023	Cash		Cash Forfeiture	Administrative Forfeiture	1,016	---	508	508
Controlled Substance	10/26/2023	Cash		Cash Forfeiture	Administrative Forfeiture	1,969	---	---	1,969
Agency Total						\$2,985	\$---	\$508	\$2,477
Anoka Police Department									
Fleeing a Peace Officer	03/08/2023	Vehicle	2009 Dodge Ram	Returned to Lienholder	Judicial Forfeiture	---	---	---	---
DUI-Related	01/18/2023	Vehicle	2012 Dodge Journey	Returned to Lienholder	Administrative Forfeiture	---	---	---	---
Theft	05/24/2023	Vehicle	2001 Volkswagen Passat	Property Sold	Administrative Forfeiture	425	---	---	425
Burglary	03/06/2023	Vehicle	2018 Cadillac CTS	Returned to Owner	Agreement	2,570	771	---	1,799
Robbery - Aggravated	02/03/2023	Cash		Cash Forfeiture	Agreement	5,846	---	---	5,846
Agency Total						\$8,841	\$771	\$---	\$8,070

*When expenses exceed the gross amount received, the net proceeds available for distribution are shown as zero.

Table 2A
Property Seized Subject to State Forfeiture - Final Disposition - 2023
Sorted by Agency and Net Proceeds

Entity and Crime	Disposition Date	Type of Property	Property Detail	Disposition of Property	Basis of Disposition	Gross Sales	Expenses Paid	Amount Returned	Net Proceeds*
Anoka-Hennepin Drug Task Force									
Controlled Substance	07/11/2023	Firearm	Winchester - 7 Millimeter - Shotgun	Retained for Destruction	Administrative Forfeiture	---	---	---	---
Controlled Substance	07/11/2023	Firearm	Walther - 9 Millimeter - Pistol	Retained for Destruction	Administrative Forfeiture	---	---	---	---
Controlled Substance	09/05/2023	Cash		Returned to Owner	Court Ordered Return	1,600	---	1,600	---
Controlled Substance	02/09/2023	Other		Property Sold	Administrative Forfeiture	1,120	---	---	1,120
Controlled Substance	01/19/2023	Cash		Cash Forfeiture	Judicial Forfeiture	1,207	---	---	1,207
Controlled Substance	04/01/2023	Cash		Cash Forfeiture	Administrative Forfeiture	1,515	---	---	1,515
Controlled Substance	07/11/2023	Coin Collection		Property Sold	Administrative Forfeiture	1,634	---	---	1,634
Controlled Substance	02/09/2023	Cash		Cash Forfeiture	Administrative Forfeiture	3,135	---	---	3,135
Controlled Substance	03/20/2023	Cash		Cash Forfeiture	Administrative Forfeiture	6,592	---	---	6,592
Controlled Substance	07/11/2023	Cash		Cash Forfeiture	Administrative Forfeiture	7,102	---	---	7,102
Controlled Substance	12/20/2023	Cash		Cash Forfeiture	Agreement	7,347	---	---	7,347
Controlled Substance	04/27/2023	Cash		Cash Forfeiture	Administrative Forfeiture	7,459	---	---	7,459
Controlled Substance	04/01/2023	Vehicle	2017 Jaguar F-Pace	Returned to Lienholder	Administrative Forfeiture	9,201	---	---	9,201
Controlled Substance	02/07/2023	Cash		Cash Forfeiture	Administrative Forfeiture	10,220	---	---	10,220
Controlled Substance	07/18/2023	Cash		Cash Forfeiture	Agreement	69,516	---	9,656	59,860
Agency Total						\$127,648	\$---	\$11,256	\$116,392
Appleton Police Department									
DUI-Related	07/19/2023	Vehicle	2005 Ford F150	Property Sold	Administrative Forfeiture	440	313	---	127
Fleeing a Peace Officer	05/16/2023	Vehicle	2007 Dodge Charger	Property Sold	Judicial Forfeiture	605	401	---	204
DUI-Related	01/19/2023	Vehicle	2008 Dodge Avenger	Property Sold	Administrative Forfeiture	522	304	---	218
Fleeing a Peace Officer	06/15/2023	Vehicle	2007 Dodge Ram	Property Sold	Judicial Forfeiture	826	390	---	436
Agency Total						\$2,393	\$1,408	\$---	\$985
Arlington Police Department									
DUI-Related	04/19/2023	Vehicle	2015 Chevrolet Equinox	Property Sold	Administrative Forfeiture	11,900	472	---	11,428
Agency Total						\$11,900	\$472	\$---	\$11,428

*When expenses exceed the gross amount received, the net proceeds available for distribution are shown as zero.

Table 2A
Property Seized Subject to State Forfeiture - Final Disposition - 2023
Sorted by Agency and Net Proceeds

Entity and Crime	Disposition Date	Type of Property	Property Detail	Disposition of Property	Basis of Disposition	Gross Sales	Expenses Paid	Amount Returned	Net Proceeds*
Austin Police Department									
DUI-Related	07/21/2023	Vehicle	2022 Ford Escape	Returned to Owner	Agreement	150	150	---	---
DUI-Related	10/17/2023	Vehicle	2015 Ford Fusion	Returned to Lienholder	Administrative Forfeiture	150	150	---	---
Fleeing a Peace Officer	07/10/2023	Vehicle	2006 Toyota Highlander	Returned to Owner	Judicial Forfeiture	150	150	---	---
Fleeing a Peace Officer	10/17/2023	Motorcycle	2000 Suzuki Savage 650 LS650	Salvage Yard	Judicial Forfeiture	17	---	---	17
DUI-Related	10/17/2023	Vehicle	2007 Chevrolet Cobalt	Salvage Yard	Administrative Forfeiture	300	---	---	300
Fleeing a Peace Officer	08/28/2023	Vehicle	2006 Honda Accord	Returned to Owner	Agreement	1,200	249	---	951
DUI-Related	10/21/2023	Vehicle	2003 Chevrolet TrailBlazer	Property Sold	Administrative Forfeiture	1,100	110	---	990
DUI-Related	10/21/2023	Vehicle	2008 Kia Spectra	Property Sold	Administrative Forfeiture	1,300	226	---	1,074
DUI-Related	12/05/2023	Vehicle	2015 Dodge Durango	Returned to Owner	Agreement	1,500	150	---	1,350
DUI-Related	10/21/2023	Vehicle	2008 Nissan Maxima	Property Sold	Administrative Forfeiture	1,900	286	---	1,614
DUI-Related	10/21/2023	Vehicle	2009 Chrysler 300C AWD	Property Sold	Administrative Forfeiture	5,750	429	---	5,321
DUI-Related	10/21/2023	Vehicle	2015 Chevrolet Impala	Property Sold	Administrative Forfeiture	6,250	324	---	5,926
DUI-Related	11/09/2023	Vehicle	2013 GMC Sierra 2500 4WD	Returned to Owner	Agreement	7,500	150	---	7,350
Agency Total						\$27,267	\$2,374	\$---	\$24,893
Baxter Police Department									
Robbery - Simple	06/12/2023	Vehicle	2013 Kia Forte 5	Returned to Owner	Agreement	---	---	---	---
Fleeing a Peace Officer	10/12/2023	Vehicle	2003 Ford Expedition	Property Abandoned	Court Ordered Return	---	---	---	---
Fleeing a Peace Officer	09/28/2023	Vehicle	2017 Ford Focus	Returned to Owner	Agreement	133	133	---	---
Controlled Substance	01/09/2023	Cash		Returned to Owner	Court Ordered Return	205	---	205	---
Controlled Substance	01/09/2023	Cash		Returned to Owner	Court Ordered Return	2,498	---	2,498	---
DUI-Related	10/12/2023	Vehicle	2005 Chevrolet Impala	Salvage Yard	Administrative Forfeiture	200	125	---	75
Controlled Substance	01/09/2023	Cash		Cash Forfeiture	Administrative Forfeiture	85	---	---	85
Controlled Substance	01/09/2023	Cash		Cash Forfeiture	Administrative Forfeiture	120	---	---	120
Controlled Substance	01/09/2023	Cash		Cash Forfeiture	Administrative Forfeiture	162	---	---	162
Controlled Substance	01/09/2023	Cash		Cash Forfeiture	Administrative Forfeiture	241	---	---	241
Controlled Substance	01/09/2023	Cash		Cash Forfeiture	Administrative Forfeiture	421	---	---	421
Controlled Substance	01/09/2023	Cash		Cash Forfeiture	Administrative Forfeiture	1,174	---	---	1,174
Fleeing a Peace Officer	02/14/2023	Motorcycle	2007 Yamaha YZF600R	Property Sold	Judicial Forfeiture	1,700	282	---	1,418
Controlled Substance	05/08/2023	Cash		Cash Forfeiture	Agreement	5,306	---	2,653	2,653
Agency Total						\$12,245	\$540	\$5,356	\$6,349

*When expenses exceed the gross amount received, the net proceeds available for distribution are shown as zero.

Table 2A
Property Seized Subject to State Forfeiture - Final Disposition - 2023
Sorted by Agency and Net Proceeds

Entity and Crime	Disposition Date	Type of Property	Property Detail	Disposition of Property	Basis of Disposition	Gross Sales	Expenses Paid	Amount Returned	Net Proceeds*
Becker County Sheriff's Office									
DUI-Related	11/23/2023	Motorcycle	1980 Honda 125	Property Sold	Administrative Forfeiture	100	100	---	---
DUI-Related	11/27/2023	Vehicle	2004 Toyota Prius	Property Sold	Administrative Forfeiture	427	427	---	---
DUI-Related	11/23/2023	Vehicle	1993 GMC Truck	Property Sold	Administrative Forfeiture	427	427	---	---
DUI-Related	11/23/2023	Vehicle	1995 Honda Civic 2Dr	Property Sold	Administrative Forfeiture	427	427	---	---
DUI-Related	11/23/2023	Vehicle	1997 GMC Truck	Property Sold	Administrative Forfeiture	427	427	---	---
DUI-Related	11/23/2023	Vehicle	2004 Chevrolet Impala	Property Sold	Administrative Forfeiture	427	427	---	---
DUI-Related	10/29/2023	Vehicle	1999 Mercury MGL	Property Sold	Administrative Forfeiture	427	427	---	---
DUI-Related	11/23/2023	Vehicle	2002 Oldsmobile Bravada	Property Sold	Administrative Forfeiture	427	178	---	249
DUI-Related	11/23/2023	Vehicle	1997 Ford Explorer	Property Sold	Administrative Forfeiture	427	169	---	258
Burglary	11/23/2023	Vehicle	2004 Chevrolet Impala	Property Sold	Administrative Forfeiture	427	---	---	427
DUI-Related	11/23/2023	Vehicle	2003 Pontiac SE	Property Sold	Administrative Forfeiture	427	---	---	427
Agency Total						\$4,370	\$3,009	\$---	\$1,361
Becker Police Department									
Controlled Substance	08/28/2023	Cash		Cash Forfeiture	Administrative Forfeiture	284	---	---	284
Agency Total						\$284	\$---	\$---	\$284
Belgrade Brooten Police Board									
DUI-Related	09/05/2023	Vehicle	2004 Ford Freestyle FWD	Property Sold	Administrative Forfeiture	250	35	---	215
DUI-Related	05/04/2023	Vehicle	2000 Ford F150	Property Destroyed	Administrative Forfeiture	1,500	258	---	1,242
Agency Total						\$1,750	\$293	\$---	\$1,457
Belle Plaine Police Department									
DUI-Related	07/31/2023	Vehicle	2006 Saturn Vue AWD	Salvage Yard	Administrative Forfeiture	---	---	---	---
DUI-Related	08/24/2023	Vehicle	2006 Dodge Ram	Salvage Yard	Administrative Forfeiture	---	---	---	---
DUI-Related	07/31/2023	Vehicle	2003 Volkswagen Passat	Salvage Yard	Administrative Forfeiture	---	---	---	---
DUI-Related	07/31/2023	Vehicle	2006 GMC Sierra 1500	Salvage Yard	Administrative Forfeiture	---	---	---	---
Controlled Substance	08/24/2023	Vehicle	2005 Toyota Avalon	Salvage Yard	Administrative Forfeiture	---	---	---	---
Controlled Substance	07/18/2023	Vehicle	2020 Chevrolet Equinox	Returned to Owner	Administrative Forfeiture	---	---	---	---
Controlled Substance	07/31/2023	Vehicle	2004 Pontiac Grand Am	Salvage Yard	Administrative Forfeiture	---	---	---	---
DUI-Related	08/24/2023	Vehicle	2015 Nissan Altima	Salvage Yard	Administrative Forfeiture	---	---	---	---
Controlled Substance	07/31/2023	Vehicle	1999 Ford Explorer	Salvage Yard	Administrative Forfeiture	---	---	---	---
DUI-Related	05/02/2023	Vehicle	2011 Lincoln MKZ AWD	Returned per Agreement	Administrative Forfeiture	500	---	---	500
Agency Total						\$500	\$---	\$---	\$500

*When expenses exceed the gross amount received, the net proceeds available for distribution are shown as zero.

Table 2A
Property Seized Subject to State Forfeiture - Final Disposition - 2023
Sorted by Agency and Net Proceeds

Entity and Crime	Disposition Date	Type of Property	Property Detail	Disposition of Property	Basis of Disposition	Gross Sales	Expenses Paid	Amount Returned	Net Proceeds*
Beltrami County Sheriff's Office									
Controlled Substance	05/31/2023	Cash		Returned to Owner	Agreement	942	---	942	---
Controlled Substance	01/27/2023	Cash		Returned to Owner	Agreement	955	---	955	---
Controlled Substance	01/27/2023	Cash		Returned to Owner	Agreement	2,957	---	2,957	---
DUI-Related	09/18/2023	Vehicle	2010 Chevrolet Camaro	Returned per Agreement	Agreement	586	336	---	250
DUI-Related	02/06/2023	Vehicle	1999 GMC Yukon 1500 4WD	Returned per Agreement	Agreement	525	245	---	280
Controlled Substance	01/30/2023	Cash		Cash Forfeiture	Administrative Forfeiture	313	---	---	313
Controlled Substance	01/30/2023	Cash		Cash Forfeiture	Administrative Forfeiture	340	---	---	340
Controlled Substance	01/30/2023	Cash		Cash Forfeiture	Judicial Forfeiture	358	---	---	358
Controlled Substance	12/07/2023	Cash		Cash Forfeiture	Administrative Forfeiture	380	---	---	380
DUI-Related	12/15/2023	Vehicle	2013 Chevrolet Silverado	Returned to Lienholder	Administrative Forfeiture	760	260	---	500
Controlled Substance	12/15/2023	Cash		Cash Forfeiture	Administrative Forfeiture	611	---	---	611
Controlled Substance	01/30/2023	Cash		Cash Forfeiture	Administrative Forfeiture	850	---	---	850
Fleeing a Peace Officer	12/05/2023	Motorcycle	2023 Kawasaki Ninja ZX6R ZX636E	Returned to Owner	Court Ordered Return	1,230	160	---	1,070
Controlled Substance	01/30/2023	Cash		Cash Forfeiture	Administrative Forfeiture	2,607	---	---	2,607
Agency Total						\$13,414	\$1,001	\$4,854	\$7,559
Bemidji Police Department									
Fleeing a Peace Officer	10/16/2023	Motorcycle	2022 Yamaha MT07	Returned to Owner	Agreement	225	225	---	---
DUI-Related	03/17/2023	Vehicle	2000 Buick LeSabre	Property Sold	Administrative Forfeiture	225	222	---	3
DUI-Related	03/24/2023	Vehicle	1990 Chevrolet S10 Pickup 4WD	Property Sold	Administrative Forfeiture	415	222	---	193
DUI-Related	07/11/2023	Vehicle	2005 Chevrolet Equinox	Property Sold	Administrative Forfeiture	460	---	---	460
DUI-Related	05/30/2023	Vehicle	2002 Mercury Mountaineer	Property Sold	Administrative Forfeiture	1,770	268	---	1,502
DUI-Related	01/23/2023	Vehicle	2007 Chevrolet Suburban	Property Sold	Administrative Forfeiture	2,895	553	---	2,342
Agency Total						\$5,990	\$1,490	\$---	\$4,500
Benson Police Department									
Controlled Substance	01/30/2023	Vehicle	2001 Chevrolet Impala	Property Sold	Administrative Forfeiture	205	4,385	---	---
Controlled Substance	01/30/2023	Vehicle	2003 Buick LeSabre	Property Sold	Administrative Forfeiture	205	16,765	---	---
DUI-Related	01/30/2023	Vehicle	1999 Dodge Ram	Property Sold	Administrative Forfeiture	260	12,535	---	---
DUI-Related	05/09/2023	Vehicle	1998 Chevrolet Blazer	Property Sold	Administrative Forfeiture	375	7,600	---	---
DUI-Related	12/27/2023	Vehicle	2003 Ford F150	Property Sold	Administrative Forfeiture	1,250	7,475	---	---
Agency Total						\$2,295	\$48,760	\$---	\$---

*When expenses exceed the gross amount received, the net proceeds available for distribution are shown as zero.

Table 2A
Property Seized Subject to State Forfeiture - Final Disposition - 2023
Sorted by Agency and Net Proceeds

Entity and Crime	Disposition Date	Type of Property	Property Detail	Disposition of Property	Basis of Disposition	Gross Sales	Expenses Paid	Amount Returned	Net Proceeds*
Benton County Sheriff's Office									
DUI-Related	03/10/2023	Vehicle	2001 Chevrolet Silverado	Property Sold	Administrative Forfeiture	1,100	---	---	1,100
Agency Total						\$1,100	\$---	\$---	\$1,100
Big Lake Police Department									
DUI-Related	03/24/2023	Vehicle	2015 Ford Focus	Property Retained	Administrative Forfeiture	---	---	---	---
DUI-Related	03/28/2023	Vehicle	1999 Mercury Sable	Property Sold	Administrative Forfeiture	300	935	---	---
DUI-Related	04/10/2023	Vehicle	2013 Dodge Caravan	Property Sold	Administrative Forfeiture	2,400	1,212	---	1,188
Controlled Substance	10/27/2023	Cash		Cash Forfeiture	Administrative Forfeiture	67,580	---	15,000	52,580
Agency Total						\$70,280	\$2,147	\$15,000	\$53,768
Big Stone County Sheriff's Office									
DUI-Related	01/23/2023	Vehicle	2004 Chevrolet Impala	Salvage Yard	Administrative Forfeiture	160	385	---	---
DUI-Related	12/29/2023	Vehicle	2002 Ford Escape	Property Sold	Administrative Forfeiture	445	226	---	219
Controlled Substance	12/26/2023	Vehicle	2003 Ford Expedition	Property Sold	Administrative Forfeiture	485	191	---	294
DUI-Related	02/25/2023	Vehicle	2003 Pontiac Vibe	Property Sold	Administrative Forfeiture	1,125	465	---	660
DUI-Related	03/16/2023	Vehicle	2005 Ford Escape	Property Sold	Administrative Forfeiture	1,425	429	---	996
DUI-Related	02/25/2023	Vehicle	2005 Buick LaCrosse	Property Sold	Administrative Forfeiture	1,877	636	---	1,241
DUI-Related	06/04/2023	Vehicle	1997 Chevrolet Silverado	Returned to Owner	Agreement	2,500	390	---	2,110
DUI-Related	06/21/2023	Vehicle	2013 Chevrolet Cruze	Property Sold	Judicial Forfeiture	2,426	100	---	2,326
DUI-Related	01/23/2023	Vehicle	2009 Saturn Outlook FWD	Property Sold	Administrative Forfeiture	2,550	220	---	2,330
Controlled Substance	01/23/2023	Vehicle	2011 Buick Lacrosse/Allure	Property Sold	Administrative Forfeiture	6,600	643	---	5,957
Agency Total						\$19,593	\$3,685	\$---	\$16,133

*When expenses exceed the gross amount received, the net proceeds available for distribution are shown as zero.

Table 2A
Property Seized Subject to State Forfeiture - Final Disposition - 2023
Sorted by Agency and Net Proceeds

Entity and Crime	Disposition Date	Type of Property	Property Detail	Disposition of Property	Basis of Disposition	Gross Sales	Expenses Paid	Amount Returned	Net Proceeds*
Blaine Police Department									
Controlled Substance	02/16/2023	Firearm	Springfield - 9 Millimeter - Pistol	Property Destroyed	Administrative Forfeiture	---	---	---	---
Controlled Substance	06/20/2023	Cash		Cash Forfeiture	Administrative Forfeiture	407	---	---	407
Controlled Substance	06/26/2023	Cash		Cash Forfeiture	Administrative Forfeiture	585	---	---	585
Controlled Substance	03/13/2023	Cash		Cash Forfeiture	Administrative Forfeiture	1,333	---	---	1,333
Controlled Substance	07/12/2023	Cash		Cash Forfeiture	Administrative Forfeiture	1,546	---	---	1,546
Controlled Substance	12/26/2023	Cash		Cash Forfeiture	Administrative Forfeiture	2,268	---	500	1,768
DUI-Related	06/09/2023	Vehicle	2008 Chevrolet Impala	Property Sold	Administrative Forfeiture	3,725	1,341	---	2,384
Controlled Substance	05/04/2023	Cash		Cash Forfeiture	Administrative Forfeiture	2,472	---	---	2,472
Controlled Substance	04/19/2023	Cash		Cash Forfeiture	Administrative Forfeiture	2,536	---	---	2,536
Controlled Substance	07/12/2023	Cash		Cash Forfeiture	Administrative Forfeiture	3,687	---	---	3,687
Controlled Substance	06/09/2023	Vehicle	1995 Chevrolet Tahoe	Property Sold	Administrative Forfeiture	5,775	1,825	---	3,950
Controlled Substance	02/16/2023	Cash		Cash Forfeiture	Administrative Forfeiture	4,196	---	---	4,196
Controlled Substance	06/09/2023	Vehicle	2011 Ford Fusion	Property Sold	Administrative Forfeiture	5,950	1,335	---	4,615
Controlled Substance	02/09/2023	Cash		Cash Forfeiture	Administrative Forfeiture	5,900	---	---	5,900
Agency Total						\$40,380	\$4,501	\$500	\$35,379
Bloomington Police Department									
DUI-Related	02/17/2023	Vehicle	2008 Nissan Altima	Returned to Owner	Agreement	---	---	---	---
Fleeing a Peace Officer	01/12/2023	Vehicle	2015 Kia Optima	Returned to Owner	Agreement	---	---	---	---
DUI-Related	02/17/2023	Vehicle	2005 Lincoln Town Car	Returned to Owner	Agreement	---	---	---	---
DUI-Related	06/21/2023	Vehicle	2007 Toyota Corolla	Returned to Lienholder	Agreement	125	125	---	---
Fleeing a Peace Officer	03/22/2023	Vehicle	2005 Chrysler Town and Country	Returned to Owner	Agreement	125	125	---	---
DUI-Related	02/28/2023	Vehicle	2008 Infiniti G35	Returned to Owner	Agreement	125	125	---	---
DUI-Related	04/14/2023	Vehicle	2011 Ford Fusion	Returned to Owner	Agreement	125	125	---	---
Fleeing a Peace Officer	05/19/2023	Vehicle	2004 Chevrolet Silverado	Returned to Owner	Agreement	125	125	---	---
DUI-Related	05/22/2023	Vehicle	2012 Ford Fusion	Returned to Owner	Agreement	125	125	---	---
DUI-Related	05/18/2023	Vehicle	2021 Toyota RAV4	Returned to Owner	Agreement	125	125	---	---
DUI-Related	02/15/2023	Vehicle	2012 Lexus GX 460	Returned to Lienholder	Agreement	125	125	---	---
DUI-Related	07/13/2023	Vehicle	2003 Oldsmobile Alero	Returned to Owner	Agreement	125	125	---	---
Fleeing a Peace Officer	06/14/2023	Vehicle	2014 Chrysler 300	Returned to Owner	Agreement	125	125	---	---
Fleeing a Peace Officer	03/22/2023	Vehicle	2010 Mercury Mariner	Returned to Owner	Agreement	125	125	---	---
Fleeing a Peace Officer	11/22/2023	Vehicle	2013 Chevrolet Tahoe	Returned to Owner	Agreement	125	125	---	---
DUI-Related	03/10/2023	Vehicle	2017 Kia Sorento AWD	Returned to Owner	Agreement	145	145	---	---
Fleeing a Peace Officer	05/31/2023	Vehicle	2019 Chrysler 300	Returned to Lienholder	Agreement	275	275	---	---

*When expenses exceed the gross amount received, the net proceeds available for distribution are shown as zero.

Table 2A
Property Seized Subject to State Forfeiture - Final Disposition - 2023
Sorted by Agency and Net Proceeds

Entity and Crime	Disposition Date	Type of Property	Property Detail	Disposition of Property	Basis of Disposition	Gross Sales	Expenses Paid	Amount Returned	Net Proceeds*
Bloomington Police Department (Continued)									
Fleeing a Peace Officer	04/14/2023	Vehicle	2015 Hyundai Sonata	Returned to Owner	Agreement	275	275	---	---
Fleeing a Peace Officer	12/20/2023	Vehicle	2003 Ford Expedition	Salvage Yard	Agreement	300	355	---	---
Fleeing a Peace Officer	06/07/2023	Vehicle	2007 Dodge Durango	Salvage Yard	Agreement	400	475	---	---
DUI-Related	05/30/2023	Vehicle	2009 Buick Lucerne	Property Sold	Agreement	400	1,035	---	---
DUI-Related	05/03/2023	Vehicle	2011 Toyota Tacoma	Returned per Agreement	Agreement	568	568	---	---
DUI-Related	04/19/2023	Vehicle	2015 Honda CR-V 4WD	Returned per Agreement	Agreement	575	575	---	---
DUI-Related	05/03/2023	Vehicle	2009 Mitsubishi Galant	Returned per Agreement	Agreement	575	575	---	---
DUI-Related	08/11/2023	Vehicle	2011 Chevrolet Silverado	Returned per Agreement	Agreement	575	575	---	---
DUI-Related	11/29/2023	Vehicle	2011 Ford Ranger	Returned per Agreement	Agreement	646	646	---	---
Controlled Substance	04/27/2023	Cash		Returned to Owner	Court Ordered Return	3,424	---	3,424	---
DUI-Related	05/30/2023	Vehicle	2007 Ford F250	Property Sold	Administrative Forfeiture	4,900	4,900	---	---
Fleeing a Peace Officer	12/20/2023	Vehicle	2001 Mazda Protege	Salvage Yard	Agreement	300	275	---	25
DUI-Related	04/20/2023	Vehicle	2006 Chevrolet Malibu	Salvage Yard	Judicial Forfeiture	300	250	---	50
DUI-Related	04/20/2023	Vehicle	2001 Chevrolet Prizm	Salvage Yard	Judicial Forfeiture	300	235	---	65
Fleeing a Peace Officer	06/07/2023	Vehicle	2006 Pontiac G6	Salvage Yard	Agreement	350	250	---	100
DUI-Related	05/30/2023	Vehicle	2004 Ford Escape	Property Sold	Administrative Forfeiture	700	595	---	105
Fleeing a Peace Officer	06/07/2023	Vehicle	1998 Chevrolet TrailBlazer	Salvage Yard	Agreement	400	225	---	175
Fleeing a Peace Officer	12/20/2023	Vehicle	2005 Mazda Tribute 4WD	Salvage Yard	Agreement	350	125	---	225
Controlled Substance	04/18/2023	Vehicle	2005 Dodge Grand Caravan	Salvage Yard	Administrative Forfeiture	400	125	---	275
DUI-Related	06/13/2023	Vehicle	2006 Buick Terraza AWD	Salvage Yard	Administrative Forfeiture	450	125	---	325
Fleeing a Peace Officer	06/07/2023	Vehicle	2009 Chevrolet Tahoe	Salvage Yard	Agreement	600	200	---	400
Fleeing a Peace Officer	06/07/2023	Vehicle	2002 Chevrolet Silverado	Salvage Yard	Agreement	600	125	---	475
Controlled Substance	04/18/2023	Cash		Cash Forfeiture	Administrative Forfeiture	1,419	---	---	1,419
Controlled Substance	03/02/2023	Cash		Cash Forfeiture	Administrative Forfeiture	1,550	---	---	1,550
Controlled Substance	03/24/2023	Cash		Cash Forfeiture	Administrative Forfeiture	1,780	---	---	1,780
Controlled Substance	05/12/2023	Cash		Cash Forfeiture	Administrative Forfeiture	2,602	---	---	2,602
Controlled Substance	02/17/2023	Cash		Cash Forfeiture	Administrative Forfeiture	3,000	---	---	3,000
DUI-Related	09/12/2023	Vehicle	2012 Hyundai Tucson AWD	Property Sold	Administrative Forfeiture	4,000	615	---	3,385
Controlled Substance	12/12/2023	Cash		Cash Forfeiture	Administrative Forfeiture	3,447	---	---	3,447
Controlled Substance	12/20/2023	Cash		Cash Forfeiture	Administrative Forfeiture	4,799	---	---	4,799
Controlled Substance	12/15/2023	Cash		Cash Forfeiture	Judicial Forfeiture	12,641	---	1,711	10,930
Controlled Substance	02/17/2023	Cash		Cash Forfeiture	Administrative Forfeiture	17,600	---	---	17,600
Agency Total						\$72,146	\$15,044	\$5,135	\$52,732

*When expenses exceed the gross amount received, the net proceeds available for distribution are shown as zero.

Table 2A
Property Seized Subject to State Forfeiture - Final Disposition - 2023
Sorted by Agency and Net Proceeds

Entity and Crime	Disposition Date	Type of Property	Property Detail	Disposition of Property	Basis of Disposition	Gross Sales	Expenses Paid	Amount Returned	Net Proceeds*
Blue Earth County Sheriff's Office									
Controlled Substance	02/22/2023	Cash		Property Forwarded	Administrative Forfeiture	1,026	---	1,026	---
Agency Total						\$1,026	\$---	\$1,026	\$---
Blue Earth Police Department									
Damage to Property	10/03/2023	Vehicle	2001 Chevrolet Silverado	Property Sold	Judicial Forfeiture	1,060	134	---	926
Agency Total						\$1,060	\$134	\$---	\$926
Brainerd Police Department									
Fleeing a Peace Officer	01/12/2023	Vehicle	2005 Lincoln LS	Property Sold	Judicial Forfeiture	100	135	---	---
Controlled Substance	08/03/2023	Cash		Returned to Owner	Administrative Forfeiture	1,015	---	1,015	---
Controlled Substance	09/28/2023	Cash		Returned to Owner	Court Ordered Return	1,018	---	1,018	---
Fleeing a Peace Officer	01/12/2023	Vehicle	2002 Nissan Xterra 4WD	Property Sold	Administrative Forfeiture	100	70	---	30
Fleeing a Peace Officer	01/12/2023	Vehicle	2003 Mitsubishi Galant	Property Sold	Judicial Forfeiture	55	---	---	55
Fleeing a Peace Officer	01/12/2023	Vehicle	2004 Pontiac Grand Prix	Property Sold	Judicial Forfeiture	100	45	---	55
DUI-Related	01/12/2023	Vehicle	2005 Nissan Altima	Property Sold	Administrative Forfeiture	100	45	---	55
Controlled Substance	01/12/2023	Vehicle	2005 BMW 545i	Property Sold	Administrative Forfeiture	105	---	---	105
DUI-Related	01/12/2023	Vehicle	2000 Ford F150	Property Sold	Administrative Forfeiture	200	65	---	135
Controlled Substance	01/12/2023	Vehicle	2004 Jeep Grand Cherokee 4WD	Property Sold	Administrative Forfeiture	200	65	---	135
Controlled Substance	01/12/2023	Vehicle	2013 Kia Optima (2006 New Model)	Property Sold	Administrative Forfeiture	300	45	---	255
Controlled Substance	01/27/2023	Cash		Cash Forfeiture	Administrative Forfeiture	405	---	---	405
Controlled Substance	01/27/2023	Cash		Cash Forfeiture	Administrative Forfeiture	620	---	---	620
Controlled Substance	01/27/2023	Cash		Cash Forfeiture	Administrative Forfeiture	1,564	---	---	1,564
Controlled Substance	11/09/2023	Cash		Cash Forfeiture	Administrative Forfeiture	4,077	---	2,077	2,000
Controlled Substance	01/27/2023	Cash		Cash Forfeiture	Administrative Forfeiture	6,307	---	---	6,307
Agency Total						\$16,266	\$470	\$4,110	\$11,721
Breckenridge Police Department									
Controlled Substance	09/11/2023	Cash		Returned to Owner	Agreement	171	---	171	---
Burglary	04/05/2023	Vehicle	1988 Chevrolet Fleetside	Returned to Owner	Agreement	1,192	1,192	---	---
Controlled Substance	03/06/2023	Cash		Returned to Owner	Court Ordered Return	3,168	---	3,168	---
Agency Total						\$4,531	\$1,192	\$3,339	\$---

*When expenses exceed the gross amount received, the net proceeds available for distribution are shown as zero.

Table 2A
Property Seized Subject to State Forfeiture - Final Disposition - 2023
Sorted by Agency and Net Proceeds

Entity and Crime	Disposition Date	Type of Property	Property Detail	Disposition of Property	Basis of Disposition	Gross Sales	Expenses Paid	Amount Returned	Net Proceeds*
Brooklyn Center Police Department									
Controlled Substance	01/24/2023	Cash		Cash Forfeiture	Administrative Forfeiture	2,135	---	---	2,135
Controlled Substance	09/22/2023	Cash		Cash Forfeiture	Administrative Forfeiture	2,737	---	---	2,737
Controlled Substance	09/22/2023	Cash		Cash Forfeiture	Administrative Forfeiture	5,140	---	---	5,140
Controlled Substance	03/24/2023	Cash		Cash Forfeiture	Administrative Forfeiture	5,360	---	---	5,360
Controlled Substance	01/24/2023	Cash		Cash Forfeiture	Administrative Forfeiture	5,453	---	---	5,453
Agency Total						\$20,825	\$---	\$---	\$20,825
Brooklyn Park Police Department									
DUI-Related	01/26/2023	Vehicle	2009 Chevrolet Malibu	Property Retained	Administrative Forfeiture	---	---	---	---
Fleeing a Peace Officer	12/28/2023	Vehicle	2008 Chevrolet Impala	Returned to Owner	Court Ordered Return	---	---	---	---
Fleeing a Peace Officer	04/17/2023	Vehicle	2007 Ford Edge	Returned to Owner	Administrative Forfeiture	---	125	---	---
DUI-Related	01/01/2023	Vehicle	2008 Dodge Avenger	Property Sold	Administrative Forfeiture	160	---	---	160
DUI-Related	05/12/2023	Vehicle	2004 GMC Yukon C1500 2WD	Salvage Yard	Administrative Forfeiture	160	---	---	160
DUI-Related	10/16/2023	Vehicle	2007 Ford F150	Property Sold	Administrative Forfeiture	1,350	135	---	1,215
DUI-Related	10/16/2023	Vehicle	2002 Chevrolet Tahoe	Property Sold	Administrative Forfeiture	1,500	150	---	1,350
DUI-Related	08/02/2023	Vehicle	2018 Lexus IS 250	Returned per Agreement	Agreement	2,000	---	---	2,000
Agency Total						\$5,170	\$410	\$---	\$4,885
Brown-Lyon-Redwood-Renville Drug Task Force									
Controlled Substance	05/31/2023	Vehicle	2018 Chevrolet Silverado	Returned to Lienholder	Administrative Forfeiture	---	---	---	---
Controlled Substance	01/30/2023	Firearm	Wolf Brand - 0.5 Caliber - Unknown	Property Destroyed	Administrative Forfeiture	---	---	---	---
Controlled Substance	05/11/2023	Firearm	Browning - 0.3 Caliber - Rifle	Property Forwarded	Administrative Forfeiture	---	---	---	---
Controlled Substance	07/21/2023	Cash		Returned to Owner	Administrative Forfeiture	13,548	---	13,548	---
Controlled Substance	09/27/2023	Cash		Cash Forfeiture	Administrative Forfeiture	1,227	---	---	1,227
Controlled Substance	09/19/2023	Cash		Cash Forfeiture	Administrative Forfeiture	35,550	---	28,000	7,550
Controlled Substance	10/04/2023	Vehicle	2005 Mercedes-Benz 500	Property Sold	Administrative Forfeiture	8,500	875	---	7,625
Controlled Substance	12/28/2023	Cash		Cash Forfeiture	Administrative Forfeiture	9,630	---	---	9,630
Controlled Substance	11/02/2023	Cash		Cash Forfeiture	Administrative Forfeiture	10,900	---	---	10,900
Controlled Substance	04/30/2023	Cash		Cash Forfeiture	Administrative Forfeiture	35,482	---	---	35,482
Agency Total						\$114,837	\$875	\$41,548	\$72,414

*When expenses exceed the gross amount received, the net proceeds available for distribution are shown as zero.

Table 2A
Property Seized Subject to State Forfeiture - Final Disposition - 2023
Sorted by Agency and Net Proceeds

Entity and Crime	Disposition Date	Type of Property	Property Detail	Disposition of Property	Basis of Disposition	Gross Sales	Expenses Paid	Amount Returned	Net Proceeds*
Buffalo Police Department									
DUI-Related	10/10/2023	Vehicle	2019 Chevrolet Equinox	Returned to Lienholder	Court Ordered Return	---	---	---	---
DUI-Related	02/14/2023	Vehicle	2004 Ford Explorer	Salvage Yard	Agreement	---	---	---	---
Controlled Substance	10/06/2023	Vehicle	2004 Infiniti G35	Salvage Yard	Administrative Forfeiture	250	250	---	---
DUI-Related	07/12/2023	Vehicle	2000 Ford Ranger	Salvage Yard	Administrative Forfeiture	350	397	---	---
Controlled Substance	10/06/2023	Cash		Returned to Owner	Court Ordered Return	1,263	---	1,263	---
Controlled Substance	08/08/2023	Firearm	Mossberg - 12 Gauge - Shotgun	Property Sold	Administrative Forfeiture	102	---	---	102
DUI-Related	07/12/2023	Vehicle	2000 Ford F150	Salvage Yard	Administrative Forfeiture	400	260	---	140
DUI-Related	07/12/2023	Vehicle	2003 Chevrolet TrailBlazer	Salvage Yard	Administrative Forfeiture	400	260	---	140
Controlled Substance	08/08/2023	Firearm	Winchester - 12 Gauge - Shotgun	Property Sold	Administrative Forfeiture	170	---	---	170
Controlled Substance	08/08/2023	Firearm	Ruger - 9 Millimeter - Pistol	Property Sold	Administrative Forfeiture	284	---	---	284
Controlled Substance	07/21/2023	Vehicle	2002 Oldsmobile Alero	Salvage Yard	Administrative Forfeiture	300	---	---	300
Controlled Substance	08/08/2023	Firearm	Colt - 0.45 Caliber - Pistol	Property Sold	Administrative Forfeiture	538	---	---	538
DUI-Related	07/31/2023	Vehicle	2019 Honda Accord	Returned to Owner	Agreement	1,260	260	---	1,000
Controlled Substance	05/03/2023	Cash		Cash Forfeiture	Administrative Forfeiture	17,888	---	---	17,888
Agency Total						\$23,205	\$1,427	\$1,263	\$20,562

*When expenses exceed the gross amount received, the net proceeds available for distribution are shown as zero.

Table 2A
Property Seized Subject to State Forfeiture - Final Disposition - 2023
Sorted by Agency and Net Proceeds

Entity and Crime	Disposition Date	Type of Property	Property Detail	Disposition of Property	Basis of Disposition	Gross Sales	Expenses Paid	Amount Returned	Net Proceeds*
Buffalo Ridge Drug Task Force									
Controlled Substance	03/17/2023	Computer		Property Destroyed	Administrative Forfeiture	---	---	---	---
Controlled Substance	03/17/2023	Computer		Property Destroyed	Judicial Forfeiture	---	---	---	---
Controlled Substance	03/17/2023	Computer		Property Destroyed	Administrative Forfeiture	---	---	---	---
Controlled Substance	03/17/2023	Computer		Property Destroyed	Judicial Forfeiture	---	---	---	---
Controlled Substance	03/17/2023	Computer		Property Destroyed	Judicial Forfeiture	---	---	---	---
Controlled Substance	10/05/2023	Firearm	Stevens - 0.22 Caliber - Rifle	Property Sold	Administrative Forfeiture	40	---	---	40
Controlled Substance	10/05/2023	Firearm	Savage - 0.22 Caliber - Rifle	Property Sold	Administrative Forfeiture	80	---	---	80
Controlled Substance	10/05/2023	Firearm	Western Field - 0.3 Caliber - Rifle	Property Sold	Administrative Forfeiture	100	---	---	100
Controlled Substance	10/05/2023	Firearm	Hercules - 12 Gauge - Shotgun	Property Sold	Administrative Forfeiture	125	---	---	125
Controlled Substance	10/05/2023	Firearm	Remington Guns - 20 Gauge - Shotgun	Property Sold	Administrative Forfeiture	150	---	---	150
Controlled Substance	03/01/2023	Firearm	Taurus - 9 Millimeter - Pistol	Property Sold	Administrative Forfeiture	170	---	---	170
Controlled Substance	10/05/2023	Firearm	Smith and Wesson - 9 Millimeter - Pistol	Property Sold	Administrative Forfeiture	180	---	---	180
Controlled Substance	10/05/2023	Firearm	Smith and Wesson - 0.38 Caliber - Revolver	Property Sold	Administrative Forfeiture	200	---	---	200
Controlled Substance	10/05/2023	Firearm	Glock - 0.22 Caliber - Pistol	Property Sold	Administrative Forfeiture	200	---	---	200
Controlled Substance	10/05/2023	Firearm	Smith and Wesson - 9 Millimeter - Pistol	Property Sold	Administrative Forfeiture	200	---	---	200
Controlled Substance	03/17/2023	Firearm	High Standard - 0.22 Caliber - Pistol	Property Sold	Administrative Forfeiture	225	---	---	225
Controlled Substance	10/05/2023	Firearm	Smith and Wesson - 0.36 Caliber - Revolver	Property Sold	Administrative Forfeiture	420	---	---	420
Controlled Substance	06/20/2023	Vehicle	2007 Mitsubishi Outlander 4WD	Property Sold	Administrative Forfeiture	1,240	481	---	759
Controlled Substance	05/22/2023	Vehicle	2001 Ford F150	Property Sold	Administrative Forfeiture	1,782	261	---	1,521
3rd Degree Sexual Conduct	05/22/2023	Vehicle	2005 Chrysler 300 AWD	Property Sold	Administrative Forfeiture	8,988	347	---	8,641
Agency Total						\$14,100	\$1,089	\$---	\$13,011
Burnsville Police Department									
Receiving Stolen Property	04/27/2023	Vehicle	2013 Hyundai Santa Fe Sport 2WD	Property Sold	Administrative Forfeiture	2,875	2,106	---	769
Agency Total						\$2,875	\$2,106	\$---	\$769
Cannon Falls Police Department									
Fleeing a Peace Officer	09/06/2023	Vehicle	1999 Buick Regal/Century	Salvage Yard	Administrative Forfeiture	400	400	---	---
Controlled Substance	09/06/2023	Vehicle	2004 Mazda 3 4-Door	Salvage Yard	Administrative Forfeiture	400	400	---	---
DUI-Related	09/06/2023	Vehicle	2008 Chevrolet Cobalt	Salvage Yard	Administrative Forfeiture	400	400	---	---
DUI-Related	09/06/2023	Vehicle	2006 Chrysler Town and Country	Salvage Yard	Administrative Forfeiture	450	450	---	---
Agency Total						\$1,650	\$1,650	\$---	\$---
Cannon River Drug and Violent Offender Task Force									
Controlled Substance	05/25/2023	Firearm	Other - 0.22 Caliber - Rifle	Property Forwarded	Administrative Forfeiture	---	---	---	---

*When expenses exceed the gross amount received, the net proceeds available for distribution are shown as zero.

Table 2A
Property Seized Subject to State Forfeiture - Final Disposition - 2023
Sorted by Agency and Net Proceeds

Entity and Crime	Disposition Date	Type of Property	Property Detail	Disposition of Property	Basis of Disposition	Gross Sales	Expenses Paid	Amount Returned	Net Proceeds*
Cannon River Drug and Violent Offender Task Force (Continued)									
Controlled Substance	11/30/2023	Firearm	Brasileira de Cartuchos - 12 Gauge - Shotgun	Property Destroyed	Administrative Forfeiture	---	---	---	---
Controlled Substance	11/30/2023	Firearm	Smith and Wesson - 9 Millimeter - Pistol	Property Destroyed	Administrative Forfeiture	---	---	---	---
Controlled Substance	11/30/2023	Firearm	Springfield - 9 Millimeter - Pistol	Property Destroyed	Administrative Forfeiture	---	---	---	---
Controlled Substance	11/30/2023	Firearm	Taurus - 9 Millimeter - Pistol	Property Destroyed	Administrative Forfeiture	---	---	---	---
Controlled Substance	11/30/2023	Firearm	Alex Pro - 0.22 Caliber - Rifle	Property Destroyed	Administrative Forfeiture	---	---	---	---
Controlled Substance	11/30/2023	Firearm	Alex Pro - 9 Millimeter - Pistol	Property Destroyed	Administrative Forfeiture	---	---	---	---
Controlled Substance	11/30/2023	Firearm	Savage - 12 Gauge - Shotgun	Property Destroyed	Administrative Forfeiture	---	---	---	---
Controlled Substance	12/08/2023	Firearm	Kimber - 0.45 Caliber - Pistol	Returned to Owner	Court Ordered Return	---	---	---	---
Controlled Substance	12/08/2023	Firearm	Beretta - 9 Millimeter - Pistol	Returned to Owner	Court Ordered Return	---	---	---	---
Controlled Substance	12/08/2023	Firearm	Beretta - 9 Millimeter - Pistol	Returned to Owner	Court Ordered Return	---	---	---	---
Controlled Substance	12/08/2023	Firearm	Remington Guns - 12 Gauge - Shotgun	Returned to Owner	Court Ordered Return	---	---	---	---
Controlled Substance	12/08/2023	Firearm	Howa - 0.22 Caliber - Rifle	Returned to Owner	Court Ordered Return	---	---	---	---
Controlled Substance	12/08/2023	Firearm	Remington Guns - 0.38 Caliber - Rifle	Returned to Owner	Court Ordered Return	---	---	---	---
Controlled Substance	11/30/2023	Firearm	Mossberg - 12 Gauge - Shotgun	Property Destroyed	Administrative Forfeiture	---	---	---	---
Controlled Substance	11/30/2023	Firearm	FIE - 0.22 Caliber - Revolver	Property Destroyed	Administrative Forfeiture	---	---	---	---
Controlled Substance	11/30/2023	Firearm	Stevens Arms - 16 Gauge - Shotgun	Property Destroyed	Administrative Forfeiture	---	---	---	---
Controlled Substance	11/30/2023	Firearm	Remington Guns - 12 Gauge - Shotgun	Property Destroyed	Administrative Forfeiture	---	---	---	---
Controlled Substance	11/30/2023	Firearm	Thompson Center Arms - 0.5 Caliber - Unknown	Property Destroyed	Administrative Forfeiture	---	---	---	---
Controlled Substance	11/30/2023	Firearm	Traditions - 0.5 Caliber - Unknown	Property Destroyed	Administrative Forfeiture	---	---	---	---
Controlled Substance	11/30/2023	Firearm	Remington Guns - 0.22 Caliber - Shotgun	Property Destroyed	Administrative Forfeiture	---	---	---	---
Controlled Substance	11/30/2023	Firearm	Savage - 20 Gauge - Rifle	Property Destroyed	Administrative Forfeiture	---	---	---	---
Controlled Substance	11/30/2023	Firearm	Remington Guns - 0.22 Caliber - Rifle	Property Destroyed	Administrative Forfeiture	---	---	---	---
Controlled Substance	11/30/2023	Firearm	Glock - 0.45 Caliber - Pistol	Property Destroyed	Administrative Forfeiture	---	---	---	---
Controlled Substance	11/30/2023	Firearm	Smith and Wesson - 9 Millimeter - Pistol	Property Destroyed	Administrative Forfeiture	---	---	---	---
Controlled Substance	11/30/2023	Firearm	Springfield - 0.22 Caliber - Rifle	Property Destroyed	Administrative Forfeiture	---	---	---	---
Controlled Substance	11/30/2023	Firearm	Springfield - 9 Millimeter - Pistol	Property Destroyed	Administrative Forfeiture	---	---	---	---
Controlled Substance	11/30/2023	Firearm	Adams Arms Korstog - 0.22 Caliber - Rifle	Property Destroyed	Administrative Forfeiture	---	---	---	---
Controlled Substance	11/30/2023	Firearm	Ruger - 6 Millimeter - Rifle	Property Destroyed	Administrative Forfeiture	---	---	---	---
Controlled Substance	11/30/2023	Firearm	Smith and Wesson - 0.22 Caliber - Rifle	Property Destroyed	Administrative Forfeiture	---	---	---	---
Firearm Possession	11/30/2023	Firearm	Winchester - 12 Gauge - Shotgun	Property Destroyed	Judicial Forfeiture	---	---	---	---
Controlled Substance	11/30/2023	Firearm	Remington Guns - 0.22 Caliber - Shotgun	Property Destroyed	Administrative Forfeiture	---	---	---	---
Controlled Substance	11/30/2023	Firearm	Markwell Arms - 0.45 Caliber - Rifle	Property Destroyed	Administrative Forfeiture	---	---	---	---
Controlled Substance	11/30/2023	Firearm	Enfield - 0.3 Caliber - Rifle	Property Destroyed	Administrative Forfeiture	---	---	---	---
Controlled Substance	03/29/2023	Cash		Returned to Owner	Court Ordered Return	367	---	367	---

*When expenses exceed the gross amount received, the net proceeds available for distribution are shown as zero.

Table 2A
Property Seized Subject to State Forfeiture - Final Disposition - 2023
Sorted by Agency and Net Proceeds

Entity and Crime	Disposition Date	Type of Property	Property Detail	Disposition of Property	Basis of Disposition	Gross Sales	Expenses Paid	Amount Returned	Net Proceeds*
Cannon River Drug and Violent Offender Task Force (Continued)									
Controlled Substance	02/17/2023	Cash		Cash Forfeiture	Administrative Forfeiture	737	---	---	737
Controlled Substance	10/30/2023	Cash		Cash Forfeiture	Administrative Forfeiture	1,225	---	---	1,225
Controlled Substance	10/16/2023	Cash		Cash Forfeiture	Administrative Forfeiture	1,459	---	---	1,459
Controlled Substance	03/28/2023	Cash		Cash Forfeiture	Administrative Forfeiture	1,539	---	---	1,539
Controlled Substance	01/04/2023	Cash		Cash Forfeiture	Administrative Forfeiture	1,565	---	---	1,565
Controlled Substance	06/30/2023	Cash		Cash Forfeiture	Administrative Forfeiture	1,862	---	---	1,862
Controlled Substance	10/16/2023	Cash		Cash Forfeiture	Administrative Forfeiture	1,980	---	---	1,980
Controlled Substance	01/04/2023	Cash		Cash Forfeiture	Administrative Forfeiture	2,032	---	---	2,032
Controlled Substance	11/21/2023	Cash		Cash Forfeiture	Administrative Forfeiture	2,465	---	---	2,465
Controlled Substance	11/21/2023	Vehicle	2016 Dodge Durango	Property Sold	Administrative Forfeiture	11,600	8,665	---	2,935
Firearm Possession	07/13/2023	Vehicle	2006 Ford F250	Property Sold	Judicial Forfeiture	3,450	288	---	3,162
Controlled Substance	12/06/2023	Vehicle	2016 Hyundai Sonata Hybrid SE	Property Sold	Administrative Forfeiture	3,750	110	---	3,640
Controlled Substance	05/15/2023	Cash		Cash Forfeiture	Administrative Forfeiture	4,000	---	---	4,000
Controlled Substance	11/01/2023	Cash		Cash Forfeiture	Administrative Forfeiture	4,370	---	---	4,370
Controlled Substance	10/16/2023	Vehicle	2011 Jeep Grand Cherokee 4WD	Property Sold	Administrative Forfeiture	4,500	97	---	4,403
Controlled Substance	06/29/2023	Cash		Cash Forfeiture	Administrative Forfeiture	6,207	---	---	6,207
Controlled Substance	10/16/2023	Cash		Cash Forfeiture	Administrative Forfeiture	9,857	---	---	9,857
Controlled Substance	03/02/2023	Cash		Cash Forfeiture	Administrative Forfeiture	12,000	---	---	12,000
Controlled Substance	03/17/2023	Vehicle	2020 Volkswagen Jetta	Property Sold	Administrative Forfeiture	14,400	103	---	14,297
Controlled Substance	06/29/2023	Cash		Cash Forfeiture	Judicial Forfeiture	17,000	---	---	17,000
Controlled Substance	01/26/2023	Cash		Cash Forfeiture	Administrative Forfeiture	32,847	---	---	32,847
Agency Total						\$139,212	\$9,263	\$367	\$129,582
Carlton County Sheriff's Office									
Controlled Substance	12/19/2023	Vehicle	2011 Ford Escape	Returned to Owner	Agreement	---	150	---	---
DUI-Related	07/03/2023	Vehicle	2003 Chevrolet Silverado	Returned to Owner	Agreement	220	220	---	---
DUI-Related	05/22/2023	Vehicle	2011 Dodge Journey 2WD	Returned to Owner	Court Ordered Return	258	258	---	---
DUI-Related	07/14/2023	Vehicle	2006 Jeep Liberty 4WD	Property Sold	Administrative Forfeiture	1,098	130	---	968
Agency Total						\$1,576	\$758	\$---	\$968

*When expenses exceed the gross amount received, the net proceeds available for distribution are shown as zero.

Table 2A
Property Seized Subject to State Forfeiture - Final Disposition - 2023
Sorted by Agency and Net Proceeds

Entity and Crime	Disposition Date	Type of Property	Property Detail	Disposition of Property	Basis of Disposition	Gross Sales	Expenses Paid	Amount Returned	Net Proceeds*
Carver County Sheriff's Office									
Fleeing a Peace Officer	08/09/2023	Vehicle	2006 Mercury Grand Marquis	Returned to Owner	Agreement	125	125	---	---
3rd Degree Sexual Conduct	11/16/2023	Vehicle	2013 Ford Escape	Returned to Owner	Agreement	392	390	---	2
Controlled Substance	03/15/2023	Vehicle	2017 Ford Fusion	Returned to Owner	Agreement	400	150	75	175
Theft	08/18/2023	Vehicle	2019 Chevrolet Cruze	Returned to Owner	Agreement	1,788	1,238	165	385
DUI-Related	12/29/2023	Vehicle	2017 Ford Fusion	Returned per Agreement	Agreement	784	234	---	550
Fleeing a Peace Officer	11/03/2023	ATV	2015 Polaris UTV	Returned to Owner	Agreement	4,150	650	1,050	2,450
Agency Total						\$7,639	\$2,787	\$1,290	\$3,562
Cass County Sheriff's Office									
Controlled Substance	05/11/2023	Cash		Cash Forfeiture	Administrative Forfeiture	720	---	---	720
Controlled Substance	05/09/2023	Cash		Cash Forfeiture	Administrative Forfeiture	1,590	---	---	1,590
1st Degree Sexual Conduct	05/09/2023	Cash		Cash Forfeiture	Administrative Forfeiture	2,230	---	---	2,230
Agency Total						\$4,540	\$---	\$---	\$4,540
CEE-VI Drug Task Force									
Controlled Substance	03/08/2023	Vehicle	2020 Dodge Ram	Property Retained	Administrative Forfeiture	---	285	---	---
Controlled Substance	05/18/2023	Vehicle	2008 Chevrolet Silverado	Property Forwarded	Administrative Forfeiture	---	---	---	---
Controlled Substance	10/07/2023	Vehicle	2006 GMC Sierra 1500	Returned to Owner	Agreement	---	---	---	---
Controlled Substance	11/20/2023	Firearm	Remington Guns - 0.22 Caliber - Rifle	Returned to Owner	Agreement	---	---	---	---
Controlled Substance	11/07/2023	Firearm	Remington Guns - 0.22 Caliber - Rifle	Property Abandoned	Agreement	---	---	---	---
Controlled Substance	12/14/2023	Firearm	Hi-Point - 9 Millimeter - Pistol	Property Destroyed	Administrative Forfeiture	---	---	---	---
Controlled Substance	11/28/2023	Firearm	Glock - 0.4 Caliber - Pistol	Property Destroyed	Administrative Forfeiture	---	---	---	---
Controlled Substance	11/28/2023	Firearm	Other - 0.17 Caliber - Unknown	Property Destroyed	Administrative Forfeiture	---	---	---	---
Controlled Substance	11/28/2023	Firearm	AR 15 upper - 0.17 Caliber - Unknown	Property Destroyed	Administrative Forfeiture	---	---	---	---
Controlled Substance	11/28/2023	Firearm	AR 15 - 0.17 Caliber - Unknown	Property Destroyed	Administrative Forfeiture	---	---	---	---
Controlled Substance	07/18/2023	Firearm	Hi-Point - 9 Millimeter - Pistol	Property Destroyed	Administrative Forfeiture	---	---	---	---
Controlled Substance	05/19/2023	Firearm	Miroku - Charles Daly - 12 Gauge - Shotgun	Returned to Owner	Court Ordered Return	---	---	---	---
Controlled Substance	05/19/2023	Firearm	Pioneer - 0.22 Caliber - Rifle	Returned to Owner	Court Ordered Return	---	---	---	---
Controlled Substance	05/19/2023	Firearm	Browning - 7 Millimeter - Rifle	Returned to Owner	Court Ordered Return	---	---	---	---
Controlled Substance	05/19/2023	Firearm	Savage - 12 Gauge - Shotgun	Returned to Owner	Court Ordered Return	---	---	---	---
Controlled Substance	05/19/2023	Firearm	Traditions Ardesa - 0.5 Caliber - Shotgun	Returned to Owner	Court Ordered Return	---	---	---	---
Controlled Substance	05/19/2023	Firearm	Dikar - 0.5 Caliber - Rifle	Returned to Owner	Court Ordered Return	---	---	---	---
Controlled Substance	05/19/2023	Firearm	Benelli - 12 Gauge - Shotgun	Returned to Owner	Court Ordered Return	---	---	---	---
Controlled Substance	05/19/2023	Firearm	Marlin - 0.3 Caliber - Rifle	Returned to Owner	Court Ordered Return	---	---	---	---
Controlled Substance	10/11/2023	Firearm	Sears & Roebuck - 0.22 Caliber - Rifle	Property Destroyed	Administrative Forfeiture	---	---	---	---

*When expenses exceed the gross amount received, the net proceeds available for distribution are shown as zero.

Table 2A
Property Seized Subject to State Forfeiture - Final Disposition - 2023
Sorted by Agency and Net Proceeds

Entity and Crime	Disposition Date	Type of Property	Property Detail	Disposition of Property	Basis of Disposition	Gross Sales	Expenses Paid	Amount Returned	Net Proceeds*
CEE-VI Drug Task Force (Continued)									
Controlled Substance	10/16/2023	Firearm	Crickett - 0.22 Caliber - Rifle	Returned to Owner	Agreement	---	---	---	---
Controlled Substance	10/16/2023	Firearm	Kirk Gun Co. - 16 Gauge - Shotgun	Returned to Owner	Agreement	---	---	---	---
Controlled Substance	10/16/2023	Firearm	Winchester - 12 Gauge - Shotgun	Returned to Owner	Agreement	---	---	---	---
Controlled Substance	10/16/2023	Firearm	Zulu - 0.45 Caliber - Rifle	Returned to Owner	Agreement	---	---	---	---
Controlled Substance	10/16/2023	Firearm	T Barker Damaeous - 12 Gauge - Shotgun	Returned to Owner	Agreement	---	---	---	---
Controlled Substance	10/16/2023	Firearm	Forbes - 12 Gauge - Shotgun	Returned to Owner	Agreement	---	---	---	---
Controlled Substance	10/16/2023	Firearm	Musket Rifle - 0.5 Caliber - Unknown	Returned to Owner	Agreement	---	---	---	---
Controlled Substance	10/16/2023	Firearm	Mossberg - 0.2 Caliber - Shotgun	Returned to Owner	Agreement	---	---	---	---
Controlled Substance	10/16/2023	Firearm	Springfield - 0.22 Caliber - Rifle	Returned to Owner	Agreement	---	---	---	---
Controlled Substance	10/16/2023	Firearm	Mossberg - 0.22 Caliber - Rifle	Returned to Owner	Agreement	---	---	---	---
Controlled Substance	10/16/2023	Firearm	J Stevens Arms Co - 0.22 Caliber - Rifle	Returned to Owner	Agreement	---	---	---	---
Controlled Substance	10/16/2023	Firearm	Remington Guns - 0.2 Caliber - Shotgun	Returned to Owner	Agreement	---	---	---	---
Controlled Substance	10/16/2023	Firearm	Winchester - 0.22 Caliber - Rifle	Returned to Owner	Agreement	---	---	---	---
Controlled Substance	10/16/2023	Firearm	Western Arms Field - 12 Gauge - Shotgun	Returned to Owner	Agreement	---	---	---	---
Controlled Substance	02/21/2023	Firearm	Hercules - 0.38 Caliber - Pistol	Property Abandoned	Agreement	---	---	---	---
Controlled Substance	05/19/2023	Firearm	Springfield - 9 Millimeter - Pistol	Returned to Owner	Agreement	---	---	---	---
Controlled Substance	04/26/2023	Firearm	Norinco - 9 Millimeter - Pistol	Property Destroyed	Agreement	---	---	---	---
Controlled Substance	06/01/2023	Firearm	Ruger - 0.44 Caliber - Revolver	Property Forwarded	Administrative Forfeiture	---	---	---	---
Controlled Substance	12/14/2023	Other		Property Destroyed	Administrative Forfeiture	---	---	---	---
Controlled Substance	10/07/2023	Other		Property Destroyed	Administrative Forfeiture	---	---	---	---
Controlled Substance	05/30/2023	Other		Property Destroyed	Administrative Forfeiture	---	---	---	---
Controlled Substance	04/26/2023	Other		Property Destroyed	Administrative Forfeiture	---	---	---	---
Controlled Substance	10/16/2023	Other		Returned to Owner	Agreement	---	---	---	---
Controlled Substance	05/19/2023	Other		Returned to Owner	Court Ordered Return	---	---	---	---
Controlled Substance	05/10/2023	Other		Property Destroyed	Administrative Forfeiture	---	---	---	---
Controlled Substance	10/16/2023	Other		Returned to Owner	Agreement	---	---	---	---
Controlled Substance	08/07/2023	Other		Property Destroyed	Administrative Forfeiture	---	---	---	---
Controlled Substance	12/15/2023	Cash		Returned to Owner	Agreement	1,737	---	1,737	---
Controlled Substance	09/12/2023	Cash		Returned to Owner	Court Ordered Return	2,327	---	2,327	---
Controlled Substance	10/18/2023	Cash		Returned to Owner	Agreement	2,714	---	2,714	---
Controlled Substance	07/14/2023	Other		Property Sold	Administrative Forfeiture	5	---	---	5
Controlled Substance	11/30/2023	Other		Property Sold	Administrative Forfeiture	6	---	---	6
Controlled Substance	11/30/2023	Other		Property Sold	Administrative Forfeiture	7	---	---	7
Controlled Substance	11/01/2023	Other		Property Sold	Administrative Forfeiture	10	---	---	10

*When expenses exceed the gross amount received, the net proceeds available for distribution are shown as zero.

Table 2A
Property Seized Subject to State Forfeiture - Final Disposition - 2023
Sorted by Agency and Net Proceeds

Entity and Crime	Disposition Date	Type of Property	Property Detail	Disposition of Property	Basis of Disposition	Gross Sales	Expenses Paid	Amount Returned	Net Proceeds*
CEE-VI Drug Task Force (Continued)									
Controlled Substance	10/24/2023	Other		Property Sold	Administrative Forfeiture	10	---	---	10
Controlled Substance	07/14/2023	Firearm	H&R - 0.32 Caliber - Revolver	Property Sold	Administrative Forfeiture	20	---	---	20
Controlled Substance	07/14/2023	Firearm	Phoenix Arms - 0.22 Caliber - Pistol	Property Sold	Administrative Forfeiture	50	---	---	50
Controlled Substance	07/14/2023	Firearm	Mossberg - 0.22 Caliber - Rifle	Property Sold	Administrative Forfeiture	50	---	---	50
Controlled Substance	11/20/2023	Other		Property Sold	Administrative Forfeiture	55	---	---	55
Controlled Substance	07/14/2023	Firearm	Remington Guns - 0.22 Caliber - Rifle	Property Sold	Administrative Forfeiture	100	---	---	100
Controlled Substance	07/18/2023	Other		Property Sold	Administrative Forfeiture	100	---	---	100
Controlled Substance	11/20/2023	Firearm	Mossberg - 0.22 Caliber - Rifle	Property Sold	Administrative Forfeiture	125	---	---	125
Controlled Substance	11/01/2023	Firearm	Walther - 9 Millimeter - Pistol	Property Sold	Administrative Forfeiture	190	---	---	190
Controlled Substance	10/24/2023	Firearm	Walther - 0.38 Caliber - Pistol	Property Sold	Administrative Forfeiture	200	---	---	200
Controlled Substance	10/24/2023	Firearm	Glock - 0.22 Caliber - Pistol	Property Sold	Administrative Forfeiture	200	---	---	200
Controlled Substance	07/18/2023	Firearm	Remington Guns - 12 Gauge - Shotgun	Property Sold	Administrative Forfeiture	225	---	---	225
Controlled Substance	11/28/2023	Firearm	Glock - 9 Millimeter - Pistol	Property Sold	Administrative Forfeiture	230	---	---	230
Controlled Substance	05/01/2023	Cash		Cash Forfeiture	Administrative Forfeiture	246	---	---	246
Controlled Substance	07/18/2023	Firearm	Star - 9 Millimeter - Pistol	Property Sold	Administrative Forfeiture	250	---	---	250
Controlled Substance	11/28/2023	Firearm	Browning - 12 Gauge - Shotgun	Property Sold	Administrative Forfeiture	270	---	---	270
Controlled Substance	11/20/2023	Firearm	Browning - 12 Gauge - Shotgun	Property Sold	Administrative Forfeiture	305	---	---	305
Controlled Substance	10/24/2023	Firearm	Sig Sauer - 9 Millimeter - Pistol	Property Sold	Administrative Forfeiture	350	---	---	350
Controlled Substance	03/01/2023	Cash		Cash Forfeiture	Administrative Forfeiture	360	---	---	360
Controlled Substance	11/20/2023	Firearm	Remington Guns - 12 Gauge - Shotgun	Property Sold	Administrative Forfeiture	435	---	---	435
Controlled Substance	10/18/2023	Cash		Cash Forfeiture	Administrative Forfeiture	481	---	---	481
Controlled Substance	11/20/2023	Firearm	Winchester - 0.3 Caliber - Rifle	Property Sold	Administrative Forfeiture	505	---	---	505
Controlled Substance	09/11/2023	Firearm	Remington Guns - 0.22 Caliber - Rifle	Property Sold	Administrative Forfeiture	510	---	---	510
Controlled Substance	01/12/2023	Cash		Cash Forfeiture	Administrative Forfeiture	514	---	---	514
Controlled Substance	11/28/2023	Cash		Cash Forfeiture	Administrative Forfeiture	687	---	---	687
Controlled Substance	07/18/2023	Firearm	Izhmash (IMEZ) - 8 Millimeter - Rifle	Property Sold	Administrative Forfeiture	700	---	---	700
Controlled Substance	10/24/2023	Cash		Cash Forfeiture	Administrative Forfeiture	817	---	---	817
Controlled Substance	06/08/2023	Cash		Cash Forfeiture	Administrative Forfeiture	1,015	---	---	1,015
Controlled Substance	06/09/2023	Cash		Cash Forfeiture	Administrative Forfeiture	1,126	---	---	1,126
Controlled Substance	09/12/2023	Cash		Cash Forfeiture	Administrative Forfeiture	1,148	---	---	1,148
Controlled Substance	10/09/2023	Cash		Cash Forfeiture	Administrative Forfeiture	1,296	---	---	1,296
Controlled Substance	07/25/2023	Cash		Cash Forfeiture	Administrative Forfeiture	1,490	---	---	1,490
Controlled Substance	01/25/2023	Cash		Cash Forfeiture	Administrative Forfeiture	1,735	---	---	1,735
Controlled Substance	10/24/2023	Cash		Cash Forfeiture	Administrative Forfeiture	1,889	---	---	1,889

*When expenses exceed the gross amount received, the net proceeds available for distribution are shown as zero.

Table 2A
Property Seized Subject to State Forfeiture - Final Disposition - 2023
Sorted by Agency and Net Proceeds

Entity and Crime	Disposition Date	Type of Property	Property Detail	Disposition of Property	Basis of Disposition	Gross Sales	Expenses Paid	Amount Returned	Net Proceeds*
CEE-VI Drug Task Force (Continued)									
Controlled Substance	01/12/2023	Cash		Cash Forfeiture	Administrative Forfeiture	2,114	---	---	2,114
Controlled Substance	07/17/2023	Cash		Cash Forfeiture	Administrative Forfeiture	2,304	---	---	2,304
Controlled Substance	12/14/2023	Cash		Cash Forfeiture	Administrative Forfeiture	2,800	---	---	2,800
Controlled Substance	05/19/2023	Cash		Cash Forfeiture	Administrative Forfeiture	3,827	---	---	3,827
Controlled Substance	04/24/2023	Cash		Cash Forfeiture	Administrative Forfeiture	5,161	---	---	5,161
Controlled Substance	02/08/2023	Cash		Cash Forfeiture	Administrative Forfeiture	5,224	---	---	5,224
Controlled Substance	10/20/2023	Cash		Cash Forfeiture	Administrative Forfeiture	5,784	---	---	5,784
Controlled Substance	02/07/2023	Cash		Cash Forfeiture	Administrative Forfeiture	6,170	---	---	6,170
Controlled Substance	10/13/2023	Cash		Cash Forfeiture	Administrative Forfeiture	6,840	---	---	6,840
Controlled Substance	10/24/2023	Cash		Cash Forfeiture	Administrative Forfeiture	7,446	---	---	7,446
Controlled Substance	05/09/2023	Cash		Cash Forfeiture	Administrative Forfeiture	25,330	---	---	25,330
Controlled Substance	03/08/2023	Cash		Cash Forfeiture	Administrative Forfeiture	72,200	---	---	72,200
Agency Total						\$169,690	\$285	\$6,778	\$162,912
Centennial Lakes Police Department									
DUI-Related	08/30/2023	Vehicle	1999 Buick Century	Salvage Yard	Administrative Forfeiture	---	---	---	---
DUI-Related	01/01/2023	Vehicle	2015 Mazda 3	Returned to Owner	Agreement	---	---	---	---
DUI-Related	01/01/2023	Vehicle	2003 Mini Cooper	Returned to Owner	Agreement	652	652	---	---
DUI-Related	03/24/2023	Vehicle	2017 Chevrolet Malibu	Returned to Owner	Administrative Forfeiture	100	8	---	92
DUI-Related	10/02/2023	Vehicle	2014 Dodge Charger	Returned to Owner	Administrative Forfeiture	100	---	---	100
Agency Total						\$852	\$660	\$---	\$192

*When expenses exceed the gross amount received, the net proceeds available for distribution are shown as zero.

Table 2A
Property Seized Subject to State Forfeiture - Final Disposition - 2023
Sorted by Agency and Net Proceeds

Entity and Crime	Disposition Date	Type of Property	Property Detail	Disposition of Property	Basis of Disposition	Gross Sales	Expenses Paid	Amount Returned	Net Proceeds*
Central Minnesota Violent Offenders Task Force									
Controlled Substance	10/30/2023	Cash		Returned to Owner	Administrative Forfeiture	1,835	---	1,835	---
Controlled Substance	08/25/2023	Vehicle	2004 Pontiac Sunfire	Property Sold	Administrative Forfeiture	315	---	---	315
Controlled Substance	02/13/2023	Cash		Cash Forfeiture	Administrative Forfeiture	540	---	---	540
Controlled Substance	03/14/2023	Cash		Cash Forfeiture	Administrative Forfeiture	600	---	---	600
Controlled Substance	09/06/2023	Cash		Cash Forfeiture	Administrative Forfeiture	755	---	---	755
Controlled Substance	01/26/2023	Cash		Cash Forfeiture	Administrative Forfeiture	941	---	---	941
Controlled Substance	03/30/2023	Cash		Cash Forfeiture	Administrative Forfeiture	1,032	---	---	1,032
Controlled Substance	02/13/2023	Cash		Cash Forfeiture	Administrative Forfeiture	1,125	---	---	1,125
Controlled Substance	05/17/2023	Cash		Cash Forfeiture	Administrative Forfeiture	1,150	---	---	1,150
Controlled Substance	08/25/2023	Vehicle	2009 Chevrolet Malibu	Property Sold	Administrative Forfeiture	1,350	---	---	1,350
Controlled Substance	05/02/2023	Cash		Cash Forfeiture	Administrative Forfeiture	1,367	---	---	1,367
Controlled Substance	08/18/2023	Cash		Cash Forfeiture	Administrative Forfeiture	1,702	---	---	1,702
Controlled Substance	05/19/2023	Cash		Cash Forfeiture	Administrative Forfeiture	2,065	---	---	2,065
Controlled Substance	07/20/2023	Cash		Cash Forfeiture	Administrative Forfeiture	2,085	---	---	2,085
Controlled Substance	08/22/2023	Cash		Cash Forfeiture	Administrative Forfeiture	2,200	---	---	2,200
Controlled Substance	09/26/2023	Cash		Cash Forfeiture	Administrative Forfeiture	2,262	---	---	2,262
Controlled Substance	02/15/2023	Cash		Cash Forfeiture	Administrative Forfeiture	2,278	---	---	2,278
Controlled Substance	05/19/2023	Cash		Cash Forfeiture	Administrative Forfeiture	2,280	---	---	2,280
Controlled Substance	10/19/2023	Cash		Cash Forfeiture	Administrative Forfeiture	2,280	---	---	2,280
Controlled Substance	02/28/2023	Cash		Cash Forfeiture	Administrative Forfeiture	2,316	---	---	2,316
Controlled Substance	07/24/2023	Cash		Cash Forfeiture	Administrative Forfeiture	2,591	---	---	2,591
Controlled Substance	11/07/2023	Cash		Cash Forfeiture	Administrative Forfeiture	2,610	---	---	2,610
Controlled Substance	06/07/2023	Cash		Cash Forfeiture	Administrative Forfeiture	3,231	---	---	3,231
Controlled Substance	11/13/2023	Cash		Cash Forfeiture	Administrative Forfeiture	6,696	---	500	6,196
Controlled Substance	07/20/2023	Cash		Cash Forfeiture	Administrative Forfeiture	6,931	---	---	6,931
Controlled Substance	05/31/2023	Cash		Cash Forfeiture	Administrative Forfeiture	13,805	---	---	13,805
Controlled Substance	05/31/2023	Cash		Cash Forfeiture	Administrative Forfeiture	15,647	---	117	15,530
Controlled Substance	01/03/2023	Cash		Cash Forfeiture	Administrative Forfeiture	16,544	---	---	16,544
Agency Total						\$98,533	\$---	\$2,452	\$96,081

*When expenses exceed the gross amount received, the net proceeds available for distribution are shown as zero.

Table 2A
Property Seized Subject to State Forfeiture - Final Disposition - 2023
Sorted by Agency and Net Proceeds

Entity and Crime	Disposition Date	Type of Property	Property Detail	Disposition of Property	Basis of Disposition	Gross Sales	Expenses Paid	Amount Returned	Net Proceeds*
Champlin Police Department									
DUI-Related	05/05/2023	Vehicle	2003 Ford Expedition	Property Sold	Agreement	450	135	---	315
Controlled Substance	04/13/2023	Vehicle	2003 GMC Envoy 4WD	Property Destroyed	Administrative Forfeiture	400	---	---	400
DUI-Related	05/05/2023	Vehicle	1993 Ford F150	Property Sold	Administrative Forfeiture	450	---	---	450
DUI-Related	05/05/2023	Vehicle	2011 Toyota Camry	Property Sold	Administrative Forfeiture	1,000	---	---	1,000
Fleeing a Peace Officer	12/15/2023	Vehicle	2019 Toyota Corolla	Returned to Owner	Administrative Forfeiture	2,000	---	---	2,000
DUI-Related	05/05/2023	Vehicle	2010 Honda Accord	Property Sold	Administrative Forfeiture	4,000	1,200	---	2,800
Agency Total						\$8,300	\$1,335	\$---	\$6,965
Chippewa County Sheriff's Office									
Fleeing a Peace Officer	01/23/2023	Vehicle	2009 Chevrolet Suburban	Property Sold	Judicial Forfeiture	3,601	607	---	2,994
Agency Total						\$3,601	\$607	\$---	\$2,994
Chisago County Sheriff's Office									
Fleeing a Peace Officer	01/16/2023	Vehicle	2007 Infinity G35X	Returned to Owner	Court Ordered Return	188	188	---	---
Fleeing a Peace Officer	03/31/2023	Vehicle	1985 Porsche 928 S	Returned to Owner	Court Ordered Return	3,714	214	---	3,500
DUI-Related	08/21/2023	Vehicle	2014 Buick Lacrosse/Allure	Property Sold	Administrative Forfeiture	11,600	298	---	11,302
Agency Total						\$15,502	\$700	\$---	\$14,802
Clay County Sheriff's Office									
Fleeing a Peace Officer	05/06/2023	Vehicle	2007 Pontiac G6	Returned to Owner	Judicial Forfeiture	380	399	---	---
DUI-Related	09/30/2023	Vehicle	2005 Mercury Grand Marquis	Property Sold	Administrative Forfeiture	500	378	---	122
Controlled Substance	05/06/2023	Vehicle	2000 Buick Century	Property Sold	Administrative Forfeiture	420	297	---	123
Fleeing a Peace Officer	05/06/2023	Vehicle	2006 Ford Escape	Property Sold	Judicial Forfeiture	375	194	---	181
Controlled Substance	09/30/2023	Vehicle	2004 Jeep Grand Cherokee 4WD	Property Sold	Administrative Forfeiture	375	29	---	346
Fleeing a Peace Officer	05/06/2023	Vehicle	2002 Dodge Durango	Property Sold	Judicial Forfeiture	490	97	---	393
Fleeing a Peace Officer	05/06/2023	Vehicle	2003 BMW 325i	Property Sold	Judicial Forfeiture	600	204	---	396
DUI-Related	09/30/2023	Vehicle	2000 Chevrolet Silverado	Property Sold	Administrative Forfeiture	875	174	---	701
DUI-Related	05/06/2023	Vehicle	2007 GMC Yukon 1500 4WD	Property Sold	Administrative Forfeiture	5,200	366	---	4,834
Agency Total						\$9,215	\$2,138	\$---	\$7,096
Clearwater County Sheriff's Office									
DUI-Related	02/17/2023	Vehicle	1994 Chevrolet GMT-400	Returned to Owner	Court Ordered Return	370	370	---	---
Fleeing a Peace Officer	08/15/2023	Vehicle	2001 GMC Suburban 1500 2WD	Returned to Owner	Agreement	760	760	---	---
DUI-Related	08/04/2023	Vehicle	2011 Dodge Ram	Property Sold	Administrative Forfeiture	7,191	7,191	---	---
Agency Total						\$8,321	\$8,321	\$---	\$---

*When expenses exceed the gross amount received, the net proceeds available for distribution are shown as zero.

Table 2A
Property Seized Subject to State Forfeiture - Final Disposition - 2023
Sorted by Agency and Net Proceeds

Entity and Crime	Disposition Date	Type of Property	Property Detail	Disposition of Property	Basis of Disposition	Gross Sales	Expenses Paid	Amount Returned	Net Proceeds*
Cloquet Police Department									
Controlled Substance	03/29/2023	Vehicle	2007 Honda Odyssey	Property Sold	Judicial Forfeiture	520	480	---	40
Controlled Substance	10/01/2023	Cash		Cash Forfeiture	Administrative Forfeiture	310	---	---	310
Controlled Substance	10/01/2023	Cash		Cash Forfeiture	Administrative Forfeiture	734	---	---	734
DUI-Related	06/25/2023	ATV	1991 Honda Fourtrax	Property Sold	Judicial Forfeiture	1,010	---	---	1,010
Controlled Substance	10/18/2023	Cash		Cash Forfeiture	Administrative Forfeiture	2,769	---	---	2,769
Agency Total						\$5,343	\$480	\$---	\$4,863
Cold Spring Police Department									
Controlled Substance	02/24/2023	Vehicle	2003 Chevrolet TrailBlazer	Returned to Owner	Administrative Forfeiture	---	---	---	---
DUI-Related	07/21/2023	Vehicle	2004 GMC Envoy 4WD	Property Sold	Administrative Forfeiture	920	173	---	747
DUI-Related	10/27/2023	Vehicle	2000 Ford Explorer	Property Sold	Administrative Forfeiture	2,150	285	---	1,865
Agency Total						\$3,070	\$458	\$---	\$2,612
Coon Rapids Police Department									
Controlled Substance	11/15/2023	Firearm	Sig Sauer - 0.45 Caliber - Pistol	Property Destroyed	Administrative Forfeiture	---	---	---	---
Controlled Substance	11/15/2023	Firearm	Glock - 0.45 Caliber - Pistol	Property Destroyed	Administrative Forfeiture	---	---	---	---
Controlled Substance	11/15/2023	Firearm	Diamondback - 6 Millimeter - Unknown	Property Destroyed	Administrative Forfeiture	---	---	---	---
Controlled Substance	11/15/2023	Firearm	Glock - 9 Millimeter - Pistol	Property Destroyed	Administrative Forfeiture	---	---	---	---
Controlled Substance	11/15/2023	Firearm	Canik - 9 Millimeter - Pistol	Property Destroyed	Administrative Forfeiture	---	---	---	---
Controlled Substance	11/15/2023	Firearm	Springfield - 9 Millimeter - Pistol	Property Destroyed	Administrative Forfeiture	---	---	---	---
Fleeing a Peace Officer	06/13/2023	Motorcycle	2022 Kawasaki KX450	Returned to Owner	Agreement	102	102	---	---
Fleeing a Peace Officer	05/04/2023	Vehicle	2000 Toyota Camry	Returned to Owner	Agreement	115	115	---	---
Controlled Substance	01/25/2023	Vehicle	1995 GMC Sierra Classic 1500 4WD	Returned to Owner	Agreement	115	115	---	---
Fleeing a Peace Officer	11/22/2023	Vehicle	2012 GMC Yukon 1500 4WD	Returned to Owner	Agreement	124	124	---	---
DUI-Related	11/22/2023	Vehicle	2008 Dodge Ram	Returned to Lienholder	Administrative Forfeiture	237	937	---	---
Fleeing a Peace Officer	05/17/2023	Vehicle	2009 Mitsubishi Galant	Returned to Owner	Agreement	247	247	---	---
DUI-Related	11/30/2023	Vehicle	2004 Chrysler PT Cruiser	Salvage Yard	Administrative Forfeiture	300	805	---	---
DUI-Related	11/30/2023	Vehicle	2007 Ford Focus	Salvage Yard	Administrative Forfeiture	300	808	---	---
DUI-Related	11/30/2023	Vehicle	2008 Pontiac G6	Salvage Yard	Administrative Forfeiture	300	793	---	---
DUI-Related	11/30/2023	Vehicle	2008 Nissan Sentra	Salvage Yard	Administrative Forfeiture	300	789	---	---
DUI-Related	11/30/2023	Vehicle	2007 Kia Sportage 4WD	Salvage Yard	Administrative Forfeiture	300	914	---	---
DUI-Related	11/30/2023	Vehicle	1994 Chevrolet Blazer	Salvage Yard	Administrative Forfeiture	300	801	---	---
Fleeing a Peace Officer	06/13/2023	Vehicle	2001 Ford Expedition	Returned to Owner	Agreement	305	305	---	---
DUI-Related	11/30/2023	Vehicle	2017 Honda Accord	Returned to Owner	Agreement	316	316	---	---
DUI-Related	11/30/2023	Vehicle	1997 Ford Ranger	Salvage Yard	Administrative Forfeiture	350	935	---	---

*When expenses exceed the gross amount received, the net proceeds available for distribution are shown as zero.

Table 2A
Property Seized Subject to State Forfeiture - Final Disposition - 2023
Sorted by Agency and Net Proceeds

Entity and Crime	Disposition Date	Type of Property	Property Detail	Disposition of Property	Basis of Disposition	Gross Sales	Expenses Paid	Amount Returned	Net Proceeds*
Coon Rapids Police Department (Continued)									
Controlled Substance	09/29/2023	Vehicle	2008 Chevrolet Impala	Returned to Owner	Agreement	385	550	---	---
DUI-Related	11/22/2023	Vehicle	2011 J.K. Motors Compass	Salvage Yard	Administrative Forfeiture	400	793	---	---
DUI-Related	02/01/2023	Vehicle	2010 Chevrolet Impala	Salvage Yard	Administrative Forfeiture	400	801	---	---
DUI-Related	06/22/2023	Vehicle	2008 Audi A8 L	Returned to Owner	Agreement	415	415	---	---
DUI-Related	01/25/2023	Vehicle	2002 Dodge Caravan	Salvage Yard	Administrative Forfeiture	425	902	---	---
DUI-Related	11/22/2023	Vehicle	1999 Dodge Ram	Salvage Yard	Administrative Forfeiture	450	850	---	---
DUI-Related	02/01/2023	Vehicle	2006 Ford Escape	Salvage Yard	Administrative Forfeiture	450	805	---	---
DUI-Related	01/25/2023	Vehicle	1998 Dodge Dakota Pickup 2WD	Salvage Yard	Administrative Forfeiture	450	828	---	---
DUI-Related	01/25/2023	Vehicle	2000 Jeep Grand Cherokee 4WD	Salvage Yard	Administrative Forfeiture	450	832	---	---
DUI-Related	01/25/2023	Vehicle	2005 Chevrolet Blazer	Salvage Yard	Administrative Forfeiture	450	809	---	---
DUI-Related	11/30/2023	Vehicle	2004 Chevrolet Silverado	Salvage Yard	Administrative Forfeiture	450	789	---	---
Fleeing a Peace Officer	05/04/2023	Motorcycle	2006 Suzuki GSXR600	Returned to Owner	Agreement	505	505	---	---
DUI-Related	02/01/2023	Vehicle	2017 Jeep Renegade 4WD	Returned to Owner	Agreement	583	583	---	---
DUI-Related	04/20/2023	Vehicle	2017 Chevrolet Silverado	Returned to Lienholder	Agreement	793	898	---	---
DUI-Related	11/22/2023	Vehicle	2012 Buick Enclave FWD	Returned to Lienholder	Administrative Forfeiture	801	801	---	---
DUI-Related	01/25/2023	Vehicle	2011 Kia Sorento 4WD	Returned per Agreement	Agreement	807	807	---	---
DUI-Related	06/13/2023	Vehicle	2017 GMC Sierra 1500	Returned per Agreement	Agreement	816	816	---	---
DUI-Related	05/17/2023	Vehicle	2016 Toyota RAV4	Returned to Lienholder	Agreement	836	836	---	---
DUI-Related	01/25/2023	Vehicle	2016 Ford Explorer	Returned to Owner	Agreement	844	844	---	---
DUI-Related	09/29/2023	Vehicle	2014 Jeep Grand Cherokee 4WD	Returned per Agreement	Agreement	1,195	1,300	---	---
DUI-Related	03/08/2023	Vehicle	2006 Chevrolet Monte Carlo	Property Sold	Administrative Forfeiture	3,910	828	---	3,082
DUI-Related	03/08/2023	Vehicle	2005 Honda CR-V 4WD	Property Sold	Administrative Forfeiture	5,694	863	---	4,831
Agency Total						\$25,220	\$25,561	\$---	\$7,913
Corcoran Police Department									
DUI-Related	03/21/2023	Vehicle	2008 Chevrolet Impala	Property Sold	Administrative Forfeiture	500	880	---	---
Agency Total						\$500	\$880	\$---	\$---

*When expenses exceed the gross amount received, the net proceeds available for distribution are shown as zero.

Table 2A
Property Seized Subject to State Forfeiture - Final Disposition - 2023
Sorted by Agency and Net Proceeds

Entity and Crime	Disposition Date	Type of Property	Property Detail	Disposition of Property	Basis of Disposition	Gross Sales	Expenses Paid	Amount Returned	Net Proceeds*
Cottage Grove Police Department									
Fleeing a Peace Officer	02/04/2023	Vehicle	2017 Chevrolet Trax	Property Abandoned	Administrative Forfeiture	---	---	---	---
Identity Theft	06/26/2023	Other		Property Destroyed	Judicial Forfeiture	---	---	---	---
Damage to Property	04/04/2023	Vehicle	2006 Ford Explorer	Returned to Owner	Agreement	100	200	---	---
Fleeing a Peace Officer	01/25/2023	Vehicle	2003 Chevrolet TrailBlazer	Returned to Owner	Agreement	100	100	---	---
DUI-Related	08/28/2023	Vehicle	2011 Jeep Wrangler 2WD	Returned to Owner	Agreement	110	118	---	---
Fleeing a Peace Officer	09/05/2023	Vehicle	2004 GMC Yukon 1500 4WD	Returned to Owner	Agreement	110	200	---	---
Fleeing a Peace Officer	02/27/2023	Vehicle	1998 Cadillac DeVille	Returned to Owner	Agreement	175	175	---	---
Fleeing a Peace Officer	01/25/2023	Cash		Returned to Owner	Agreement	202	---	202	---
Fleeing a Peace Officer	04/25/2023	Vehicle	2016 Cadillac CTS	Returned to Lienholder	Agreement	620	620	---	---
Controlled Substance	03/11/2023	Vehicle	2004 Lincoln Town Car	Property Sold	Administrative Forfeiture	450	341	---	109
DUI-Related	09/19/2023	Vehicle	2010 Hyundai Accent	Property Sold	Administrative Forfeiture	337	141	---	196
Prostitution	04/06/2023	Cash		Cash Forfeiture	Judicial Forfeiture	357	50	---	307
Fleeing a Peace Officer	03/11/2023	Vehicle	1999 Suzuki Unknown	Property Sold	Judicial Forfeiture	563	125	---	438
DUI-Related	08/07/2023	Vehicle	2000 Honda Accord	Property Sold	Administrative Forfeiture	720	253	---	467
DUI-Related	09/27/2023	Vehicle	2008 Ford Fusion	Property Sold	Administrative Forfeiture	585	110	---	475
Controlled Substance	02/14/2023	Cash		Cash Forfeiture	Administrative Forfeiture	595	---	---	595
Controlled Substance	02/04/2023	Vehicle	2000 Audi A6 Wagon	Property Sold	Administrative Forfeiture	878	132	---	746
Controlled Substance	06/26/2023	Cash		Cash Forfeiture	Administrative Forfeiture	7,419	---	---	7,419
Agency Total						\$13,321	\$2,565	\$202	\$10,752
Crow Wing County Sheriff's Office									
Burglary	01/03/2023	Vehicle	2004 Chevrolet Silverado	Returned to Owner	Judicial Forfeiture	---	---	---	---
DUI-Related	09/29/2023	Vehicle	1999 Ford F150	Returned to Owner	Administrative Forfeiture	---	---	---	---
Controlled Substance	01/03/2023	Vehicle	2007 Lexus IS 250	Returned to Owner	Administrative Forfeiture	---	---	---	---
Drive-by Shooting	01/03/2023	Vehicle	2012 Ford Transit Connect Van	Returned to Owner	Administrative Forfeiture	---	---	---	---
Controlled Substance	06/12/2023	Cash		Returned to Owner	Administrative Forfeiture	1,850	---	1,850	---
Controlled Substance	01/03/2023	Vehicle	1998 Ford F150	Property Sold	Administrative Forfeiture	190	---	---	190
Burglary	01/03/2023	Vehicle	2003 Ford Explorer	Property Sold	Administrative Forfeiture	211	---	---	211
DUI-Related	01/03/2023	Vehicle	2000 Ford SRW	Salvage Yard	Administrative Forfeiture	340	---	---	340
Controlled Substance	06/15/2023	Cash		Cash Forfeiture	Administrative Forfeiture	6,500	---	---	6,500
Agency Total						\$9,091	\$---	\$1,850	\$7,241

*When expenses exceed the gross amount received, the net proceeds available for distribution are shown as zero.

Table 2A
Property Seized Subject to State Forfeiture - Final Disposition - 2023
Sorted by Agency and Net Proceeds

Entity and Crime	Disposition Date	Type of Property	Property Detail	Disposition of Property	Basis of Disposition	Gross Sales	Expenses Paid	Amount Returned	Net Proceeds*
Crystal Police Department									
DUI-Related	01/22/2023	Vehicle	2017 Volkswagen Passat	Returned to Owner	Administrative Forfeiture	600	600	---	---
DUI-Related	12/01/2023	Vehicle	2013 BMW 328xi	Returned per Agreement	Administrative Forfeiture	1,200	---	---	1,200
Agency Total						\$1,800	\$600	\$---	\$1,200
Dakota County Drug Task Force									
Controlled Substance	07/12/2023	Vehicle	2013 Jeep Patriot 4WD	Property Retained	Administrative Forfeiture	---	28	---	---
Controlled Substance	05/03/2023	Cash		Property Abandoned	Administrative Forfeiture	---	---	5,685	---
Controlled Substance	10/23/2023	Firearm	Glock - 9 Millimeter - Pistol	Returned to Owner	Administrative Forfeiture	---	---	---	---
Controlled Substance	10/23/2023	Firearm	Beretta - 0.4 Caliber - Pistol	Returned to Owner	Administrative Forfeiture	---	---	---	---
Controlled Substance	11/21/2023	Firearm	Springfield - 9 Millimeter - Pistol	Returned to Owner	Agreement	---	---	---	---
Controlled Substance	11/21/2023	Firearm	Haskell - 0.45 Caliber - Pistol	Property Destroyed	Agreement	---	---	---	---
Controlled Substance	12/21/2023	Firearm	Beretta - 9 Millimeter - Pistol	Property Destroyed	Administrative Forfeiture	---	---	---	---
Controlled Substance	12/05/2023	Firearm	Glock - 9 Millimeter - Pistol	Property Destroyed	Administrative Forfeiture	---	---	---	---
Controlled Substance	11/08/2023	Firearm	Taurus - 0.36 Caliber - Revolver	Property Destroyed	Administrative Forfeiture	---	---	---	---
Controlled Substance	11/08/2023	Firearm	Glock - 0.4 Caliber - Pistol	Property Destroyed	Administrative Forfeiture	---	---	---	---
Controlled Substance	11/08/2023	Firearm	SCCY - 9 Millimeter - Pistol	Property Destroyed	Administrative Forfeiture	---	---	---	---
Controlled Substance	11/08/2023	Firearm	Glock - 9 Millimeter - Pistol	Property Destroyed	Administrative Forfeiture	---	---	---	---
Controlled Substance	11/08/2023	Firearm	Glock - 9 Millimeter - Pistol	Property Destroyed	Administrative Forfeiture	---	---	---	---
Controlled Substance	10/23/2023	Firearm	Unknown - 0.22 Caliber - Revolver	Property Destroyed	Administrative Forfeiture	---	---	---	---
Controlled Substance	10/11/2023	Firearm	Unknown - 9 Millimeter - Pistol	Property Destroyed	Administrative Forfeiture	---	---	---	---
Controlled Substance	10/17/2023	Firearm	Ruger - 9 Millimeter - Pistol	Returned to Owner	Administrative Forfeiture	---	---	---	---
Controlled Substance	10/17/2023	Firearm	Glock - 9 Millimeter - Pistol	Property Destroyed	Summary Forfeiture	---	---	---	---
Controlled Substance	01/17/2023	Firearm	Kimber - 9 Millimeter - Pistol	Property Destroyed	Administrative Forfeiture	---	---	---	---
Controlled Substance	04/10/2023	Firearm	Glock - 9 Millimeter - Pistol	Property Destroyed	Administrative Forfeiture	---	---	---	---
Controlled Substance	01/18/2023	Firearm	Smith and Wesson - 9 Millimeter - Pistol	Property Destroyed	Administrative Forfeiture	---	---	---	---
Controlled Substance	03/07/2023	Firearm	Centurion - 12 Gauge - Shotgun	Property Destroyed	Summary Forfeiture	---	---	---	---
Controlled Substance	04/10/2023	Firearm	Sig Sauer - 9 Millimeter - Pistol	Returned to Owner	Agreement	---	---	---	---
Controlled Substance	04/10/2023	Firearm	Ruger - 0.3 Caliber - Rifle	Returned to Owner	Agreement	---	---	---	---
Controlled Substance	04/10/2023	Firearm	Taurus - 9 Millimeter - Pistol	Returned to Owner	Agreement	---	---	---	---
Controlled Substance	05/15/2023	Firearm	Polymer - 9 Millimeter - Pistol	Property Destroyed	Administrative Forfeiture	---	---	---	---
Controlled Substance	04/26/2023	Firearm	ARMI - 0.25 Caliber - Pistol	Property Destroyed	Summary Forfeiture	---	---	---	---
Controlled Substance	09/22/2023	Firearm	Diamondback - 6 Millimeter - Pistol	Property Destroyed	Administrative Forfeiture	---	---	---	---
Controlled Substance	09/22/2023	Firearm	Kimber - 0.38 Caliber - Pistol	Property Destroyed	Administrative Forfeiture	---	---	---	---
Controlled Substance	09/26/2023	Firearm	Ruger - 6 Millimeter - Pistol	Property Destroyed	Administrative Forfeiture	---	---	---	---

*When expenses exceed the gross amount received, the net proceeds available for distribution are shown as zero.

Table 2A
Property Seized Subject to State Forfeiture - Final Disposition - 2023
Sorted by Agency and Net Proceeds

Entity and Crime	Disposition Date	Type of Property	Property Detail	Disposition of Property	Basis of Disposition	Gross Sales	Expenses Paid	Amount Returned	Net Proceeds*
Dakota County Drug Task Force (Continued)									
Controlled Substance	08/23/2023	Firearm	Glock - 9 Millimeter - Unknown	Property Destroyed	Administrative Forfeiture	---	---	---	---
Controlled Substance	08/03/2023	Firearm	Canik - 9 Millimeter - Pistol	Property Destroyed	Administrative Forfeiture	---	---	---	---
Controlled Substance	09/11/2023	Firearm	Glock - 9 Millimeter - Pistol	Returned to Owner	Agreement	---	---	---	---
Controlled Substance	09/19/2023	Firearm	Beretta - 0.4 Caliber - Pistol	Returned to Owner	Administrative Forfeiture	---	---	---	---
Controlled Substance	04/10/2023	Cash		Returned to Owner	Agreement	762	---	762	---
Controlled Substance	02/02/2023	Cash		Returned to Owner	Agreement	2,533	---	2,533	---
Controlled Substance	01/10/2023	Cash		Cash Forfeiture	Administrative Forfeiture	20	---	---	20
Controlled Substance	04/04/2023	Cash		Cash Forfeiture	Administrative Forfeiture	211	---	---	211
Controlled Substance	04/03/2023	Cash		Cash Forfeiture	Administrative Forfeiture	225	---	---	225
Controlled Substance	02/06/2023	Cash		Cash Forfeiture	Administrative Forfeiture	420	---	---	420
Controlled Substance	11/08/2023	Cash		Cash Forfeiture	Administrative Forfeiture	520	---	---	520
Controlled Substance	10/17/2023	Cash		Cash Forfeiture	Administrative Forfeiture	612	---	---	612
Controlled Substance	02/21/2023	Cash		Cash Forfeiture	Administrative Forfeiture	932	---	---	932
Controlled Substance	11/08/2023	Cash		Cash Forfeiture	Administrative Forfeiture	961	---	---	961
Controlled Substance	08/07/2023	Cash		Cash Forfeiture	Administrative Forfeiture	1,005	---	---	1,005
Controlled Substance	02/02/2023	Cash		Cash Forfeiture	Administrative Forfeiture	1,200	---	---	1,200
Controlled Substance	12/21/2023	Cash		Cash Forfeiture	Administrative Forfeiture	1,302	---	---	1,302
Controlled Substance	05/17/2023	Cash		Cash Forfeiture	Administrative Forfeiture	1,330	---	---	1,330
Controlled Substance	05/11/2023	Vehicle	2007 Jeep Grand Cherokee 4WD	Property Sold	Administrative Forfeiture	1,919	427	---	1,492
Controlled Substance	09/28/2023	Cash		Cash Forfeiture	Administrative Forfeiture	1,520	---	---	1,520
Controlled Substance	03/24/2023	Cash		Cash Forfeiture	Administrative Forfeiture	1,745	---	---	1,745
Controlled Substance	02/09/2023	Cash		Cash Forfeiture	Administrative Forfeiture	1,819	---	---	1,819
Controlled Substance	11/08/2023	Cash		Cash Forfeiture	Administrative Forfeiture	1,862	---	---	1,862
Controlled Substance	07/03/2023	Cash		Cash Forfeiture	Administrative Forfeiture	2,051	---	---	2,051
Controlled Substance	10/10/2023	Cash		Cash Forfeiture	Administrative Forfeiture	2,106	---	---	2,106
Controlled Substance	04/10/2023	Cash		Cash Forfeiture	Administrative Forfeiture	2,180	---	---	2,180
Controlled Substance	09/25/2023	Cash		Cash Forfeiture	Administrative Forfeiture	2,272	---	---	2,272
Controlled Substance	01/13/2023	Cash		Cash Forfeiture	Agreement	3,026	---	432	2,594
Controlled Substance	04/10/2023	Cash		Cash Forfeiture	Administrative Forfeiture	2,705	---	---	2,705
Controlled Substance	12/21/2023	Cash		Cash Forfeiture	Administrative Forfeiture	2,909	---	---	2,909
Controlled Substance	11/08/2023	Cash		Cash Forfeiture	Administrative Forfeiture	10,698	7,500	---	3,198
Controlled Substance	05/03/2023	Cash		Cash Forfeiture	Administrative Forfeiture	8,344	4,800	---	3,544
Controlled Substance	01/27/2023	Cash		Cash Forfeiture	Administrative Forfeiture	3,676	---	---	3,676
Controlled Substance	03/30/2023	Cash		Cash Forfeiture	Administrative Forfeiture	4,023	---	---	4,023

*When expenses exceed the gross amount received, the net proceeds available for distribution are shown as zero.

Table 2A
Property Seized Subject to State Forfeiture - Final Disposition - 2023
Sorted by Agency and Net Proceeds

Entity and Crime	Disposition Date	Type of Property	Property Detail	Disposition of Property	Basis of Disposition	Gross Sales	Expenses Paid	Amount Returned	Net Proceeds*
Dakota County Drug Task Force (Continued)									
Controlled Substance	12/05/2023	Cash		Cash Forfeiture	Administrative Forfeiture	4,108	---	---	4,108
Controlled Substance	05/03/2023	Cash		Cash Forfeiture	Administrative Forfeiture	4,806	---	---	4,806
Controlled Substance	11/08/2023	Cash		Cash Forfeiture	Administrative Forfeiture	8,517	800	---	7,717
Controlled Substance	09/22/2023	Cash		Cash Forfeiture	Administrative Forfeiture	7,937	---	---	7,937
Controlled Substance	01/18/2023	Cash		Cash Forfeiture	Administrative Forfeiture	28,450	---	---	28,450
Controlled Substance	10/05/2023	Cash		Cash Forfeiture	Administrative Forfeiture	46,506	---	---	46,506
Controlled Substance	03/27/2023	Cash		Cash Forfeiture	Judicial Forfeiture	61,460	---	---	61,460
Agency Total						\$226,672	\$13,555	\$9,412	\$209,418
Dakota County Sheriff's Office									
Burglary	12/12/2023	Vehicle	2007 Ford Focus	Property Sold	Summary Forfeiture	350	572	---	---
DUI-Related	12/12/2023	Vehicle	2006 Ford Fusion	Property Sold	Administrative Forfeiture	400	502	---	---
DUI-Related	12/12/2023	Vehicle	2003 GMC Sierra 2500 4WD	Property Sold	Administrative Forfeiture	450	251	---	199
DUI-Related	05/05/2023	Vehicle	2005 Ford F150	Property Sold	Administrative Forfeiture	450	251	---	199
DUI-Related	12/12/2023	Vehicle	2006 Volkswagen Jetta	Property Sold	Administrative Forfeiture	475	242	---	233
DUI-Related	12/12/2023	Vehicle	2004 Honda CR-V 2WD	Property Sold	Administrative Forfeiture	1,625	826	---	799
Fleeing a Peace Officer	12/12/2023	Vehicle	2013 Ford Fusion	Property Sold	Administrative Forfeiture	3,900	928	---	2,972
Agency Total						\$7,650	\$3,572	\$---	\$4,402
Dayton Police Department									
DUI-Related	08/30/2023	Vehicle	2008 Chevrolet Silverado	Property Sold	Administrative Forfeiture	3,540	1,666	---	1,874
Agency Total						\$3,540	\$1,666	\$---	\$1,874

*When expenses exceed the gross amount received, the net proceeds available for distribution are shown as zero.

Table 2A
Property Seized Subject to State Forfeiture - Final Disposition - 2023
Sorted by Agency and Net Proceeds

Entity and Crime	Disposition Date	Type of Property	Property Detail	Disposition of Property	Basis of Disposition	Gross Sales	Expenses Paid	Amount Returned	Net Proceeds*
Detroit Lakes Police Department									
DUI-Related	09/08/2023	Vehicle	2000 Pontiac Grand Prix	Property Sold	Administrative Forfeiture	161	90	---	71
DUI-Related	09/08/2023	Vehicle	2003 Buick LeSabre	Property Sold	Administrative Forfeiture	161	90	---	71
Controlled Substance	01/25/2023	Cash		Cash Forfeiture	Administrative Forfeiture	133	---	---	133
Controlled Substance	01/25/2023	Cash		Cash Forfeiture	Administrative Forfeiture	390	---	---	390
Controlled Substance	09/08/2023	Vehicle	2010 Buick Lucerne FFV	Property Sold	Administrative Forfeiture	503	90	---	413
Controlled Substance	04/03/2023	Cash		Cash Forfeiture	Administrative Forfeiture	911	---	---	911
Controlled Substance	02/13/2023	Cash		Cash Forfeiture	Administrative Forfeiture	1,084	---	---	1,084
Controlled Substance	01/25/2023	Cash		Cash Forfeiture	Administrative Forfeiture	1,357	---	---	1,357
Controlled Substance	01/25/2023	Cash		Cash Forfeiture	Administrative Forfeiture	3,150	---	---	3,150
Controlled Substance	11/21/2023	Cash		Cash Forfeiture	Administrative Forfeiture	3,832	---	---	3,832
Controlled Substance	01/25/2023	Cash		Cash Forfeiture	Administrative Forfeiture	10,380	---	---	10,380
Agency Total						\$22,062	\$270	\$---	\$21,792
Dilworth Police Department									
DUI-Related	02/02/2023	Vehicle	2011 Dodge Ram	Returned to Owner	Court Ordered Return	---	---	---	---
Controlled Substance	01/01/2023	Vehicle	2011 Ford Focus	Returned to Owner	Court Ordered Return	---	---	---	---
DUI-Related	05/31/2023	Vehicle	2018 Dodge Ram	Returned per Agreement	Court Ordered Return	---	---	---	---
Controlled Substance	10/06/2023	Vehicle	2019 Chevrolet Camaro	Returned to Lienholder	Administrative Forfeiture	---	---	---	---
Fleeing a Peace Officer	10/03/2023	Vehicle	2010 Ford F150	Returned to Owner	Court Ordered Return	---	---	---	---
Fleeing a Peace Officer	09/30/2023	Vehicle	2000 Dodge Dakota Pickup 4WD	Salvage Yard	Judicial Forfeiture	250	250	---	---
Agency Total						\$250	\$250	\$---	\$---
Dodge County Sheriff's Office									
Fleeing a Peace Officer	02/22/2023	Vehicle	2007 Chevrolet Impala	Returned to Owner	Court Ordered Return	---	---	---	---
Fleeing a Peace Officer	08/31/2023	Vehicle	2005 Ford Five Hundred	Salvage Yard	Judicial Forfeiture	206	494	---	---
DUI-Related	08/31/2023	Vehicle	2000 Ford F150	Salvage Yard	Administrative Forfeiture	206	208	---	---
DUI-Related	02/22/2023	Vehicle	2017 Chevrolet Silverado	Returned to Lienholder	Administrative Forfeiture	488	488	---	---
Fleeing a Peace Officer	02/17/2023	ATV	2021 CF-Moto CF500	Returned to Owner	Agreement	3,500	3,500	---	---
Agency Total						\$4,400	\$4,690	\$---	\$---

*When expenses exceed the gross amount received, the net proceeds available for distribution are shown as zero.

Table 2A
Property Seized Subject to State Forfeiture - Final Disposition - 2023
Sorted by Agency and Net Proceeds

Entity and Crime	Disposition Date	Type of Property	Property Detail	Disposition of Property	Basis of Disposition	Gross Sales	Expenses Paid	Amount Returned	Net Proceeds*
Douglas County Sheriff's Office									
Controlled Substance	08/31/2023	Vehicle	2006 Pontiac Montana	Property Abandoned	Agreement	---	---	---	---
DUI-Related	01/10/2023	Vehicle	2006 Ford Fusion	Returned to Lienholder	Agreement	69	69	---	---
DUI-Related	05/02/2023	Vehicle	2018 Chevrolet Silverado	Returned to Owner	Agreement	76	76	---	---
Fleeing a Peace Officer	09/15/2023	Vehicle	2019 Ford F250	Returned to Owner	Agreement	108	108	---	---
Fleeing a Peace Officer	05/31/2023	Vehicle	2011 Ford F250	Returned to Owner	Agreement	132	132	---	---
DUI-Related	07/24/2023	Vehicle	2003 Cadillac DeVille	Returned to Owner	Agreement	154	154	---	---
DUI-Related	08/23/2023	Vehicle	2014 Ford Edge	Returned to Owner	Agreement	158	158	---	---
DUI-Related	08/31/2023	Vehicle	1989 Chevrolet Celebrity	Property Sold	Administrative Forfeiture	242	337	---	---
DUI-Related	07/24/2023	Vehicle	2006 Jeep Liberty 4WD	Returned to Owner	Agreement	260	260	---	---
Fleeing a Peace Officer	08/18/2023	Vehicle	2006 Dodge Ram	Returned to Owner	Agreement	275	275	---	---
Fleeing a Peace Officer	04/19/2023	Vehicle	2019 Dodge Charger	Returned to Owner	Agreement	316	316	---	---
Fleeing a Peace Officer	05/25/2023	Vehicle	2016 Ford Edge	Returned to Lienholder	Administrative Forfeiture	354	354	---	---
DUI-Related	02/17/2023	Vehicle	2011 Subaru Forester AWD	Returned per Agreement	Agreement	393	393	---	---
Controlled Substance	09/13/2023	Cash		Returned to Owner	Agreement	700	---	700	---
Controlled Substance	08/30/2023	Cash		Returned to Owner	Agreement	1,800	---	1,800	---
DUI-Related	07/17/2023	Vehicle	1998 Honda Accord	Property Sold	Administrative Forfeiture	380	191	---	189
Controlled Substance	08/31/2023	Vehicle	2003 Subaru Legacy	Property Sold	Administrative Forfeiture	605	297	---	308
DUI-Related	08/31/2023	Vehicle	2001 Cadillac DeVille	Property Sold	Administrative Forfeiture	650	274	---	376
Controlled Substance	09/28/2023	Cash		Cash Forfeiture	Administrative Forfeiture	862	---	---	862
DUI-Related	08/31/2023	Vehicle	2008 Ford Edge	Property Sold	Administrative Forfeiture	1,350	432	---	918
Controlled Substance	07/17/2023	Vehicle	2002 Ford Escape	Property Sold	Administrative Forfeiture	1,400	473	---	927
DUI-Related	08/31/2023	Vehicle	2002 Jaguar X-Type	Property Sold	Administrative Forfeiture	1,383	349	---	1,034
DUI-Related	07/17/2023	Vehicle	2001 Ford F150	Property Sold	Administrative Forfeiture	2,325	606	---	1,719
Controlled Substance	07/17/2023	Vehicle	2012 Ford Escape	Property Sold	Administrative Forfeiture	3,850	835	---	3,015
Controlled Substance	07/17/2023	Vehicle	2012 Audi A7 quattro	Property Sold	Administrative Forfeiture	12,800	2,235	---	10,565
Agency Total						\$30,642	\$8,324	\$2,500	\$19,913

*When expenses exceed the gross amount received, the net proceeds available for distribution are shown as zero.

Table 2A
Property Seized Subject to State Forfeiture - Final Disposition - 2023
Sorted by Agency and Net Proceeds

Entity and Crime	Disposition Date	Type of Property	Property Detail	Disposition of Property	Basis of Disposition	Gross Sales	Expenses Paid	Amount Returned	Net Proceeds*
Duluth Police Department									
DUI-Related	01/01/2023	Vehicle	2008 Saturn Vue AWD	Salvage Yard	Administrative Forfeiture	---	153	---	---
DUI-Related	01/01/2023	Vehicle	2003 Mercury Grand Marquis	Returned to Owner	Agreement	128	128	---	---
DUI-Related	01/01/2023	Vehicle	2009 Chevrolet Cobalt	Returned to Owner	Administrative Forfeiture	128	128	---	---
DUI-Related	01/01/2023	Vehicle	2019 Honda Civic 4Dr	Returned to Lienholder	Administrative Forfeiture	128	128	---	---
DUI-Related	01/01/2023	Vehicle	2013 Chevrolet Cruze	Returned per Agreement	Administrative Forfeiture	620	620	---	---
DUI-Related	08/16/2023	Vehicle	2015 Jeep Renegade 4WD	Returned per Agreement	Administrative Forfeiture	620	620	---	---
DUI-Related	06/22/2023	Vehicle	2014 Ram 1500 4WD	Returned to Lienholder	Administrative Forfeiture	620	620	---	---
DUI-Related	11/03/2023	Vehicle	2001 Toyota 4Runner	Returned to Owner	Agreement	620	620	---	---
DUI-Related	01/01/2023	Vehicle	2020 Chevrolet Equinox	Returned to Lienholder	Administrative Forfeiture	628	628	---	---
DUI-Related	06/27/2023	Vehicle	2012 Toyota Corolla	Returned to Owner	Administrative Forfeiture	628	628	---	---
DUI-Related	01/01/2023	Vehicle	2004 Honda CR-V 4WD	Returned per Agreement	Administrative Forfeiture	709	709	---	---
DUI-Related	01/01/2023	Vehicle	2019 Ford EcoSport	Returned to Lienholder	Administrative Forfeiture	740	740	---	---
DUI-Related	06/20/2023	Vehicle	2010 Mercury Mariner	Returned per Agreement	Administrative Forfeiture	740	740	---	---
DUI-Related	11/16/2023	Vehicle	2003 Ford F150	Returned per Agreement	Administrative Forfeiture	755	755	---	---
DUI-Related	01/01/2023	Vehicle	2008 Hyundai Accent (SOHC)	Returned per Agreement	Administrative Forfeiture	756	756	---	---
DUI-Related	01/01/2023	Vehicle	2014 Dodge Grand Caravan	Returned per Agreement	Administrative Forfeiture	811	811	---	---
DUI-Related	11/10/2023	Vehicle	2006 Buick Lucerne FFV	Property Sold	Administrative Forfeiture	650	583	---	67
DUI-Related	06/17/2023	Vehicle	2007 Toyota Corolla	Property Sold	Administrative Forfeiture	750	470	---	280
DUI-Related	06/16/2023	Vehicle	2006 Subaru Impreza	Property Destroyed	Administrative Forfeiture	800	478	---	322
DUI-Related	06/16/2023	Vehicle	2007 Pontiac Grand Prix	Property Sold	Administrative Forfeiture	3,500	715	---	2,785
Controlled Substance	01/17/2023	Cash		Cash Forfeiture	Administrative Forfeiture	3,076	---	---	3,076
DUI-Related	06/16/2023	Motorcycle	2011 Harley-Davidson Fatboy	Property Sold	Administrative Forfeiture	5,950	505	---	5,445
Agency Total						\$23,357	\$11,535	\$---	\$11,975

*When expenses exceed the gross amount received, the net proceeds available for distribution are shown as zero.

Table 2A
Property Seized Subject to State Forfeiture - Final Disposition - 2023
Sorted by Agency and Net Proceeds

Entity and Crime	Disposition Date	Type of Property	Property Detail	Disposition of Property	Basis of Disposition	Gross Sales	Expenses Paid	Amount Returned	Net Proceeds*
Eagan Police Department									
Fleeing a Peace Officer	09/01/2023	Vehicle	2010 Toyota Corolla	Returned to Owner	Court Ordered Return	---	---	---	---
DUI-Related	03/22/2023	Vehicle	2015 Chrysler 300 AWD	Returned to Lienholder	Agreement	---	---	---	---
DUI-Related	03/13/2023	Vehicle	2006 Nissan Murano	Property Sold	Administrative Forfeiture	1,363	969	---	394
DUI-Related	02/15/2023	Vehicle	2013 Chevrolet Cruze	Property Sold	Administrative Forfeiture	2,898	1,429	---	1,469
Fleeing a Peace Officer	01/26/2023	Vehicle	2011 Jeep Liberty 4WD	Property Sold	Administrative Forfeiture	3,021	1,524	---	1,497
Fleeing a Peace Officer	11/07/2023	Vehicle	2005 Infiniti G35 Coupe	Property Sold	Administrative Forfeiture	2,873	1,039	---	1,834
DUI-Related	06/09/2023	Vehicle	2007 Chrysler 300 AWD	Property Sold	Administrative Forfeiture	3,918	1,735	---	2,183
Fleeing a Peace Officer	11/22/2023	Vehicle	2011 Lexus GS 350	Property Sold	Administrative Forfeiture	5,083	2,134	---	2,949
DUI-Related	01/01/2023	Vehicle	2014 Nissan Murano	Property Sold	Administrative Forfeiture	12,872	9,664	---	3,208
Agency Total						\$32,028	\$18,494	\$---	\$13,534
East Central Drug Task Force									
Controlled Substance	05/31/2023	Cash		Cash Forfeiture	Administrative Forfeiture	1,900	---	---	1,900
Controlled Substance	06/28/2023	Cash		Returned to Owner	Judicial Forfeiture	8,060	---	4,000	4,060
Controlled Substance	02/09/2023	Cash		Cash Forfeiture	Administrative Forfeiture	4,759	---	---	4,759
Agency Total						\$14,719	\$---	\$4,000	\$10,719
East Grand Forks Police Department									
Controlled Substance	12/28/2023	Vehicle	1996 Chevrolet Monte Carlo	Property Sold	Administrative Forfeiture	370	348	---	22
Controlled Substance	12/28/2023	Vehicle	2001 Buick LeSabre	Property Sold	Administrative Forfeiture	410	293	---	117
Controlled Substance	12/28/2023	Cash		Cash Forfeiture	Administrative Forfeiture	253	---	---	253
Controlled Substance	12/28/2023	Vehicle	2002 GMC Sierra 1500	Property Sold	Administrative Forfeiture	825	417	---	408
Controlled Substance	11/28/2023	Vehicle	2007 Ford 500	Property Sold	Administrative Forfeiture	1,111	503	---	608
Controlled Substance	12/28/2023	Vehicle	2009 Chevrolet Silverado	Property Sold	Administrative Forfeiture	6,550	5,878	---	672
DUI-Related	12/08/2023	Vehicle	2005 GMC Sierra 1500	Property Sold	Administrative Forfeiture	1,375	582	---	793
Controlled Substance	12/28/2023	Cash		Cash Forfeiture	Administrative Forfeiture	1,319	---	---	1,319
DUI-Related	12/28/2023	Vehicle	2003 Saturn L200	Property Sold	Administrative Forfeiture	1,550	143	---	1,407
DUI-Related	11/28/2023	Vehicle	2009 Toyota Scion	Property Sold	Administrative Forfeiture	2,051	243	---	1,808
DUI-Related	12/28/2023	Vehicle	2007 Audi Q7	Property Sold	Administrative Forfeiture	4,650	1,565	---	3,085
DUI-Related	12/28/2023	Vehicle	2011 Toyota Tundra	Property Sold	Administrative Forfeiture	5,850	1,925	---	3,925
Controlled Substance	12/28/2023	Vehicle	2017 Honda Civic	Property Sold	Administrative Forfeiture	9,057	2,817	---	6,240
Agency Total						\$35,371	\$14,714	\$---	\$20,657

*When expenses exceed the gross amount received, the net proceeds available for distribution are shown as zero.

Table 2A
Property Seized Subject to State Forfeiture - Final Disposition - 2023
Sorted by Agency and Net Proceeds

Entity and Crime	Disposition Date	Type of Property	Property Detail	Disposition of Property	Basis of Disposition	Gross Sales	Expenses Paid	Amount Returned	Net Proceeds*
East Metro Sex Trafficking Task Force									
Racketeering Violations	03/22/2023	Cash		Cash Forfeiture	Judicial Forfeiture	520	---	---	520
Racketeering Violations	03/22/2023	Cash		Cash Forfeiture	Judicial Forfeiture	2,687	---	---	2,687
Racketeering Violations	03/22/2023	Cash		Cash Forfeiture	Judicial Forfeiture	12,466	---	---	12,466
Agency Total						\$15,673	\$---	\$---	\$15,673
Eden Prairie Police Department									
DUI-Related	08/29/2023	Vehicle	2020 Nissan Altima	Returned to Owner	Agreement	---	---	---	---
Fleeing a Peace Officer	03/28/2023	Motorcycle	2008 Suzuki GSXR1000	Returned to Owner	Agreement	316	316	---	---
Fleeing a Peace Officer	02/02/2023	Vehicle	2009 Audi S6 Wagon	Returned to Owner	Agreement	380	380	---	---
DUI-Related	11/14/2023	Vehicle	2002 Mitsubishi Galant	Property Sold	Agreement	500	4,161	---	---
DUI-Related	02/28/2023	Vehicle	2008 Chevrolet Cobalt	Property Sold	Administrative Forfeiture	500	1,691	---	---
Fleeing a Peace Officer	10/23/2023	Vehicle	2017 Volkswagen Golf R	Returned to Owner	Agreement	688	688	---	---
DUI-Related	04/04/2023	Vehicle	2003 Toyota Camry	Property Sold	Administrative Forfeiture	700	5,459	---	---
Fleeing a Peace Officer	02/22/2023	Vehicle	2012 Ford Focus	Returned to Owner	Agreement	840	840	---	---
DUI-Related	12/05/2023	Vehicle	2013 Mercedes-Benz C250	Returned to Lienholder	Agreement	915	915	---	---
DUI-Related	05/16/2023	Vehicle	2008 Chevrolet TrailBlazer	Property Sold	Administrative Forfeiture	1,200	4,283	---	---
Fleeing a Peace Officer	02/09/2023	Vehicle	2003 Nissan 350Z	Returned to Owner	Agreement	1,355	355	---	1,000
DUI-Related	02/28/2023	Vehicle	2009 BMW 3 Series	Property Sold	Administrative Forfeiture	3,800	997	---	2,803
Agency Total						\$11,194	\$20,085	\$---	\$3,803
Edina Police Department									
Identity Theft	04/19/2023	Vehicle	2014 Chevrolet Suburban	Returned to Owner	Agreement	---	---	---	---
DUI-Related	05/31/2023	Vehicle	2012 Hyundai Sonata Hybrid	Returned to Owner	Agreement	---	---	---	---
DUI-Related	02/06/2023	Vehicle	2004 Buick Regal	Returned to Owner	Court Ordered Return	---	---	---	---
DUI-Related	08/17/2023	Vehicle	2021 Hyundai Elantra	Returned to Owner	Agreement	---	---	---	---
DUI-Related	07/13/2023	Firearm	Glock - 9 Millimeter - Pistol	Property Destroyed	Judicial Forfeiture	---	---	---	---
Firearm Possession	12/18/2023	Firearm	Taurus - 9 Millimeter - Pistol	Property Destroyed	Judicial Forfeiture	---	---	---	---
Firearm Possession	12/05/2023	Firearm	Walther - 9 Millimeter - Pistol	Property Destroyed	Administrative Forfeiture	---	---	---	---
Firearm Possession	02/08/2023	Firearm	Glock - 9 Millimeter - Pistol	Property Destroyed	Judicial Forfeiture	---	---	---	---
Firearm Possession	03/16/2023	Firearm	Glock - 0.4 Caliber - Pistol	Property Destroyed	Judicial Forfeiture	---	---	---	---
Firearm Possession	03/16/2023	Firearm	Springfield - 9 Millimeter - Pistol	Property Destroyed	Judicial Forfeiture	---	---	---	---
Firearm Possession	03/16/2023	Firearm	Glock - 10 Millimeter - Pistol	Property Destroyed	Judicial Forfeiture	---	---	---	---
Firearm Possession	03/30/2023	Firearm	Glock - 9 Millimeter - Pistol	Property Destroyed	Judicial Forfeiture	---	---	---	---
Firearm Possession	05/11/2023	Firearm	Smith and Wesson - 0.4 Caliber - Revolver	Property Destroyed	Judicial Forfeiture	---	---	---	---
Drive-by Shooting	05/04/2023	Other		Property Destroyed	Agreement	---	---	---	---

*When expenses exceed the gross amount received, the net proceeds available for distribution are shown as zero.

Table 2A

Property Seized Subject to State Forfeiture - Final Disposition - 2023

Sorted by Agency and Net Proceeds

Entity and Crime	Disposition Date	Type of Property	Property Detail	Disposition of Property	Basis of Disposition	Gross Sales	Expenses Paid	Amount Returned	Net Proceeds*
Edina Police Department (Continued)									
DUI-Related	04/14/2023	Vehicle	2003 Mitsubishi Montero Sport 4WD	Salvage Yard	Administrative Forfeiture	100	345	---	---
DUI-Related	02/15/2023	Vehicle	1998 Volvo V90	Salvage Yard	Administrative Forfeiture	100	215	---	---
DUI-Related	04/14/2023	Vehicle	2008 Mazda 3 4-Door	Salvage Yard	Administrative Forfeiture	160	345	---	---
DUI-Related	01/12/2023	Vehicle	2015 Audi Q5	Returned to Owner	Agreement	350	---	---	350
DUI-Related	12/18/2023	Vehicle	2006 Volkswagen Passat	Property Sold	Administrative Forfeiture	929	470	---	459
DUI-Related	04/11/2023	Vehicle	2019 Jeep Grand Wagoneer 4WD	Returned to Owner	Agreement	525	---	---	525
DUI-Related	08/03/2023	Vehicle	2007 Pontiac Grand Prix	Returned to Owner	Agreement	525	---	---	525
DUI-Related	11/20/2023	Vehicle	2007 Hyundai Tiburon (Coupe)	Property Sold	Administrative Forfeiture	925	303	---	622
DUI-Related	01/10/2023	Vehicle	2014 Dodge Ram	Returned to Lienholder	Agreement	700	---	---	700
DUI-Related	02/06/2023	Vehicle	2009 Mercedes-Benz ML350 4matic	Returned per Agreement	Agreement	700	---	---	700
DUI-Related	04/11/2023	Vehicle	2013 Chevrolet Impala	Property Sold	Administrative Forfeiture	1,350	335	---	1,015
DUI-Related	12/12/2023	Vehicle	2007 Volvo S80 FWD	Property Sold	Administrative Forfeiture	1,580	325	---	1,255
DUI-Related	04/11/2023	Vehicle	2008 Hyundai Elantra SE	Property Sold	Administrative Forfeiture	1,910	524	---	1,386
DUI-Related	06/29/2023	Vehicle	2016 Lincoln Continental	Returned to Owner	Agreement	1,470	---	---	1,470
DUI-Related	04/11/2023	Vehicle	2005 Mazda 6	Property Sold	Administrative Forfeiture	2,850	1,163	---	1,687
DUI-Related	12/18/2023	Vehicle	2006 Audi A6 quattro	Property Sold	Administrative Forfeiture	2,370	404	---	1,966
DUI-Related	11/20/2023	Vehicle	2014 Kia Forte	Property Sold	Administrative Forfeiture	3,200	614	---	2,586
DUI-Related	11/20/2023	Vehicle	2013 Hyundai Elantra SE	Property Sold	Administrative Forfeiture	3,220	569	---	2,651
DUI-Related	11/20/2023	Vehicle	2013 Chevrolet Impala	Property Sold	Administrative Forfeiture	3,485	482	---	3,003
DUI-Related	04/11/2023	Vehicle	2003 Ford F250	Property Sold	Administrative Forfeiture	6,950	632	---	6,318
DUI-Related	11/28/2023	Vehicle	2013 Honda Accord	Property Sold	Administrative Forfeiture	9,000	---	---	9,000
Agency Total						\$42,399	\$6,726	\$---	\$36,218
Elk River Police Department									
Fleeing a Peace Officer	02/17/2023	Motorcycle	2005 Harley-Davidson Dyna Super Glide	Returned to Owner	Agreement	75	75	---	---
DUI-Related	03/08/2023	Vehicle	2002 Ford F250	Property Sold	Administrative Forfeiture	115	250	---	---
DUI-Related	06/02/2023	Vehicle	2013 Ford Taurus	Returned to Lienholder	Administrative Forfeiture	225	225	---	---
Controlled Substance	08/07/2023	Cash		Returned to Owner	Agreement	1,409	---	1,409	---
DUI-Related	02/22/2023	Vehicle	1997 Honda Accord	Property Sold	Administrative Forfeiture	709	332	---	377
Agency Total						\$2,533	\$882	\$1,409	\$377

*When expenses exceed the gross amount received, the net proceeds available for distribution are shown as zero.

Table 2A
Property Seized Subject to State Forfeiture - Final Disposition - 2023
Sorted by Agency and Net Proceeds

Entity and Crime	Disposition Date	Type of Property	Property Detail	Disposition of Property	Basis of Disposition	Gross Sales	Expenses Paid	Amount Returned	Net Proceeds*
Elko New Market Police Department									
DUI-Related	08/28/2023	Firearm	Smith and Wesson - 9 Millimeter - Pistol	Property Destroyed	Administrative Forfeiture	---	---	---	---
DUI-Related	04/12/2023	Firearm	Smith and Wesson - 0.4 Caliber - Pistol	Property Destroyed	Administrative Forfeiture	---	---	---	---
Vehicular Operation	02/07/2023	ATV	2020 Polaris razor	Returned to Owner	Court Ordered Return	100	100	---	---
Controlled Substance	07/26/2023	Vehicle	1996 Dodge Ram	Property Sold	Administrative Forfeiture	2,718	977	---	1,741
Controlled Substance	06/23/2023	Vehicle	2005 Ford F250	Property Sold	Administrative Forfeiture	3,456	1,388	---	2,068
Agency Total						\$6,274	\$2,465	\$---	\$3,809
Ely Police Department									
DUI-Related	01/18/2023	Vehicle	2010 Chrysler Town and Country	Property Sold	Administrative Forfeiture	275	251	---	24
Agency Total						\$275	\$251	\$---	\$24
Eveleth Police Department									
DUI-Related	02/22/2023	ATV	2020 Kawasaki Brute Force	Property Retained	Judicial Forfeiture	---	---	---	---
Agency Total						\$---	\$---	\$---	\$---
Fairmont Police Department									
Controlled Substance	10/16/2023	Vehicle	2011 BMW 535d	Returned to Owner	Agreement	---	---	---	---
Controlled Substance	08/02/2023	Cash		Property Forwarded	Administrative Forfeiture	500	---	500	---
DUI-Related	06/12/2023	Vehicle	2002 Honda Accord	Salvage Yard	Administrative Forfeiture	250	120	---	130
DUI-Related	06/15/2023	Vehicle	2005 Dodge Grand Caravan	Salvage Yard	Administrative Forfeiture	300	110	---	190
Agency Total						\$1,050	\$230	\$500	\$320
Faribault Police Department									
DUI-Related	01/20/2023	Vehicle	2000 Jeep Grand Cherokee 4WD	Salvage Yard	Administrative Forfeiture	---	---	---	---
DUI-Related	01/20/2023	Vehicle	2000 Cadillac Eldorado	Salvage Yard	Administrative Forfeiture	---	---	---	---
DUI-Related	06/07/2023	Vehicle	2007 Jeep Patriot 4WD	Salvage Yard	Administrative Forfeiture	---	---	---	---
DUI-Related	09/25/2023	Vehicle	2007 Nissan Maxima	Property Sold	Administrative Forfeiture	3,500	160	---	3,340
Agency Total						\$3,500	\$160	\$---	\$3,340

*When expenses exceed the gross amount received, the net proceeds available for distribution are shown as zero.

Table 2A
Property Seized Subject to State Forfeiture - Final Disposition - 2023
Sorted by Agency and Net Proceeds

Entity and Crime	Disposition Date	Type of Property	Property Detail	Disposition of Property	Basis of Disposition	Gross Sales	Expenses Paid	Amount Returned	Net Proceeds*
Fergus Falls Police Department									
Controlled Substance	03/29/2023	Vehicle	2005 Chrysler PT Cruiser Convertible	Returned to Owner	Court Ordered Return	---	---	---	---
Controlled Substance	09/11/2023	Firearm	Kimber - 9 Millimeter - Pistol	Property Destroyed	Administrative Forfeiture	---	---	---	---
Fleeing a Peace Officer	09/14/2023	Vehicle	2008 Honda Accord	Returned to Owner	Agreement	125	125	---	---
Fleeing a Peace Officer	01/26/2023	Vehicle	2006 Ford Expedition	Returned to Owner	Agreement	200	200	---	---
Controlled Substance	07/28/2023	Cash		Returned to Owner	Agreement	291	---	291	---
Fleeing a Peace Officer	11/03/2023	Motorcycle	2021 Tao Dirtbike DBX1	Property Sold	Judicial Forfeiture	349	349	---	---
Controlled Substance	12/05/2023	Cash		Cash Forfeiture	Administrative Forfeiture	52	---	---	52
DUI-Related	04/03/2023	Vehicle	1999 Ford Expedition	Returned per Agreement	Agreement	800	150	---	650
Fleeing a Peace Officer	06/02/2023	Vehicle	2005 Chevrolet Avalanche	Property Sold	Judicial Forfeiture	1,057	85	---	972
Controlled Substance	12/05/2023	Vehicle	2008 Chevrolet Impala	Property Sold	Administrative Forfeiture	1,191	178	---	1,013
Controlled Substance	12/05/2023	Cash		Cash Forfeiture	Administrative Forfeiture	4,621	---	---	4,621
Agency Total						\$8,686	\$1,087	\$291	\$7,308
Fillmore County Sheriff's Office									
DUI-Related	01/27/2023	Motorcycle	2008 Harley-Davidson Heritage Softail	Returned to Owner	Agreement	210	210	---	---
Agency Total						\$210	\$210	\$---	\$---
Freeborn County Sheriff's Office									
DUI-Related	11/16/2023	Vehicle	2007 Chevrolet Silverado	Property Retained	Administrative Forfeiture	---	---	---	---
DUI-Related	01/06/2023	Vehicle	2004 Chevrolet Silverado	Salvage Yard	Administrative Forfeiture	475	366	---	109
Controlled Substance	10/19/2023	Cash		Cash Forfeiture	Administrative Forfeiture	142	---	---	142
DUI-Related	01/09/2023	Vehicle	2000 Pontiac Grand Am	Salvage Yard	Administrative Forfeiture	250	93	---	157
Controlled Substance	01/06/2023	Cash		Cash Forfeiture	Administrative Forfeiture	189	---	---	189
Controlled Substance	01/06/2023	Vehicle	2005 Volvo S40 FWD	Property Sold	Administrative Forfeiture	730	277	---	453
DUI-Related	01/23/2023	Vehicle	2007 Jeep Patriot 4WD	Property Sold	Administrative Forfeiture	1,010	328	---	682
Controlled Substance	03/16/2023	Cash		Cash Forfeiture	Administrative Forfeiture	1,735	---	---	1,735
Agency Total						\$4,531	\$1,064	\$---	\$3,467

*When expenses exceed the gross amount received, the net proceeds available for distribution are shown as zero.

Table 2A
Property Seized Subject to State Forfeiture - Final Disposition - 2023
Sorted by Agency and Net Proceeds

Entity and Crime	Disposition Date	Type of Property	Property Detail	Disposition of Property	Basis of Disposition	Gross Sales	Expenses Paid	Amount Returned	Net Proceeds*
Fridley Police Department									
Controlled Substance	03/20/2023	Jewelry		Property Abandoned	Administrative Forfeiture	---	---	---	---
DUI-Related	07/06/2023	Vehicle	2007 Cadillac CTS	Property Sold	Administrative Forfeiture	365	400	---	---
DUI-Related	04/24/2023	Vehicle	2007 GMC Envoy 4WD	Property Sold	Administrative Forfeiture	552	730	---	---
DUI-Related	02/14/2023	Vehicle	2006 Nissan Altima	Property Sold	Administrative Forfeiture	754	730	---	24
DUI-Related	04/24/2023	Vehicle	2010 Jeep Commander 4WD	Property Sold	Administrative Forfeiture	1,104	930	---	174
DUI-Related	04/24/2023	Vehicle	2003 Mitsubishi Montero	Property Sold	Administrative Forfeiture	1,012	730	---	282
Controlled Substance	03/08/2023	Cash		Cash Forfeiture	Administrative Forfeiture	1,210	---	---	1,210
DUI-Related	01/24/2023	Vehicle	1992 Honda Civic 2Dr	Property Sold	Administrative Forfeiture	2,033	730	---	1,303
DUI-Related	08/03/2023	Vehicle	2014 Nissan Maxima	Property Sold	Administrative Forfeiture	2,309	730	---	1,579
Controlled Substance	12/13/2023	Cash		Cash Forfeiture	Administrative Forfeiture	2,727	---	---	2,727
Agency Total						\$12,066	\$4,980	\$---	\$7,299
Gaylord Police Department									
Controlled Substance	08/28/2023	Firearm	CZ-USA - 12 Gauge - Shotgun	Property Sold	Administrative Forfeiture	100	---	---	100
Controlled Substance	08/28/2023	Firearm	Stoeger - 12 Gauge - Shotgun	Property Sold	Administrative Forfeiture	250	105	---	145
Agency Total						\$350	\$105	\$---	\$245
Glencoe Police Department									
DUI-Related	12/11/2023	Vehicle	1996 Oldsmobile Ninety-Eight Regency	Property Sold	Administrative Forfeiture	195	195	---	---
Fleeing a Peace Officer	11/27/2023	Vehicle	2002 Volkswagen Jetta	Property Sold	Administrative Forfeiture	300	333	---	---
Controlled Substance	12/12/2023	Vehicle	2005 Jeep Grand Cherokee 2WD	Returned to Owner	Administrative Forfeiture	1,750	192	1,575	---
DUI-Related	09/25/2023	Vehicle	2003 Ford Focus	Property Sold	Administrative Forfeiture	586	329	---	257
Fleeing a Peace Officer	09/21/2023	Vehicle	2004 Acura TSX	Property Sold	Administrative Forfeiture	809	418	---	391
Controlled Substance	10/14/2023	Vehicle	2001 Honda Civic	Property Sold	Administrative Forfeiture	585	183	---	402
DUI-Related	11/27/2023	Vehicle	2004 Oldsmobile Alero	Property Sold	Administrative Forfeiture	595	172	---	423
DUI-Related	09/22/2023	Vehicle	2004 Volkswagen Jetta	Property Sold	Administrative Forfeiture	921	312	---	609
DUI-Related	11/08/2023	Vehicle	2002 Honda Civic	Property Sold	Administrative Forfeiture	1,471	333	---	1,138
Controlled Substance	09/22/2023	Cash		Cash Forfeiture	Administrative Forfeiture	1,765	---	---	1,765
Controlled Substance	09/22/2023	Vehicle	2012 Chevrolet Malibu	Property Sold	Administrative Forfeiture	4,418	418	---	4,000
Agency Total						\$13,395	\$2,885	\$1,575	\$8,985
Glyndon Police Department									
DUI-Related	01/01/2023	Vehicle	1996 Ford Probe	Property Sold	Administrative Forfeiture	1,130	375	---	755
DUI-Related	01/01/2023	Vehicle	2011 Honda Accord	Property Sold	Administrative Forfeiture	9,200	375	---	8,825
Agency Total						\$10,330	\$750	\$---	\$9,580

*When expenses exceed the gross amount received, the net proceeds available for distribution are shown as zero.

Table 2A
Property Seized Subject to State Forfeiture - Final Disposition - 2023
Sorted by Agency and Net Proceeds

Entity and Crime	Disposition Date	Type of Property	Property Detail	Disposition of Property	Basis of Disposition	Gross Sales	Expenses Paid	Amount Returned	Net Proceeds*
Golden Valley Police Department									
DUI-Related	01/10/2023	Vehicle	2002 Acura 3.2TL	Returned to Owner	Agreement	---	---	---	---
Agency Total						\$---	\$---	\$---	\$---
Goodhue County Sheriff's Office									
DUI-Related	08/17/2023	Vehicle	2011 Chevrolet Silverado	Property Sold	Administrative Forfeiture	7,500	27	---	7,473
Agency Total						\$7,500	\$27	\$---	\$7,473
Goodhue Police Department									
DUI-Related	05/18/2023	Vehicle	1994 Dodge Ram	Property Sold	Administrative Forfeiture	4,025	---	---	4,025
Agency Total						\$4,025	\$---	\$---	\$4,025
Grand Rapids Police Department									
Controlled Substance	09/07/2023	Vehicle	2014 Ford Focus	Property Sold	Administrative Forfeiture	410	760	---	---
DUI-Related	09/07/2023	Vehicle	2008 Chevrolet TrailBlazer	Property Sold	Administrative Forfeiture	600	738	---	---
DUI-Related	01/13/2023	Other		Property Sold	Administrative Forfeiture	95	---	---	95
DUI-Related	09/07/2023	Vehicle	2008 Chevrolet Cobalt	Property Sold	Administrative Forfeiture	900	746	---	154
Controlled Substance	09/07/2023	Vehicle	2009 Nissan Altima	Property Sold	Administrative Forfeiture	950	739	---	211
Controlled Substance	01/24/2023	Cash		Cash Forfeiture	Administrative Forfeiture	1,111	---	---	1,111
DUI-Related	09/07/2023	Vehicle	2006 Dodge Ram	Property Sold	Administrative Forfeiture	2,000	739	---	1,261
DUI-Related	09/07/2023	Vehicle	2005 Jeep Grand Cherokee 4WD	Property Sold	Administrative Forfeiture	2,150	709	---	1,441
DUI-Related	01/13/2023	Vehicle	2007 Chevrolet Impala	Property Sold	Administrative Forfeiture	3,400	---	---	3,400
Controlled Substance	01/13/2023	Cash		Cash Forfeiture	Administrative Forfeiture	10,484	---	---	10,484
Agency Total						\$22,100	\$4,431	\$---	\$18,157
Granite Falls Police Department									
Controlled Substance	08/01/2023	Cash		Cash Forfeiture	Administrative Forfeiture	201	---	---	201
Controlled Substance	06/23/2023	Vehicle	2006 Chrysler 300 M	Property Sold	Administrative Forfeiture	1,000	233	---	767
Controlled Substance	03/23/2023	Vehicle	2000 Chevrolet Silverado	Returned to Owner	Administrative Forfeiture	1,500	157	---	1,343
Controlled Substance	08/01/2023	Cash		Cash Forfeiture	Administrative Forfeiture	1,836	77	---	1,759
Controlled Substance	06/23/2023	Vehicle	2004 Chevrolet Impala	Property Sold	Administrative Forfeiture	2,200	234	---	1,966
Controlled Substance	06/23/2023	Cash		Cash Forfeiture	Administrative Forfeiture	3,529	---	---	3,529
Agency Total						\$10,266	\$701	\$---	\$9,565

*When expenses exceed the gross amount received, the net proceeds available for distribution are shown as zero.

Table 2A
Property Seized Subject to State Forfeiture - Final Disposition - 2023
Sorted by Agency and Net Proceeds

Entity and Crime	Disposition Date	Type of Property	Property Detail	Disposition of Property	Basis of Disposition	Gross Sales	Expenses Paid	Amount Returned	Net Proceeds*
Grant County Sheriff's Office									
Burglary	10/05/2023	Vehicle	2012 Chevrolet Impala	Property Destroyed	Administrative Forfeiture	100	185	---	---
Controlled Substance	11/03/2023	Vehicle	2005 Jeep Grand Cherokee 4WD	Property Sold	Administrative Forfeiture	2,000	401	---	1,599
Agency Total						\$2,100	\$586	\$---	\$1,599
Hastings Police Department									
DUI-Related	08/31/2023	Vehicle	2008 Nissan Pathfinder	Returned to Owner	Agreement	---	---	---	---
DUI-Related	02/13/2023	Vehicle	2011 Dodge Ram	Returned to Lienholder	Agreement	---	35	---	---
DUI-Related	09/11/2023	Vehicle	2004 Chevrolet Silverado	Salvage Yard	Administrative Forfeiture	---	---	---	---
Fleeing a Peace Officer	04/12/2023	Vehicle	2010 Ford Fusion	Salvage Yard	Agreement	---	---	---	---
DUI-Related	12/29/2023	Vehicle	2001 Ford F150	Salvage Yard	Administrative Forfeiture	---	---	---	---
Fleeing a Peace Officer	11/13/2023	Vehicle	2013 Volkswagen Jetta	Returned to Owner	Agreement	---	---	---	---
DUI-Related	12/22/2023	Vehicle	1996 GMC Suburban 1500 4WD	Property Abandoned	Agreement	---	---	---	---
Fleeing a Peace Officer	09/28/2023	Vehicle	2002 Nissan Maxima	Returned to Owner	Agreement	---	---	---	---
DUI-Related	01/20/2023	Vehicle	2009 Chevrolet Impala	Property Sold	Administrative Forfeiture	925	342	---	583
DUI-Related	12/22/2023	Vehicle	2012 Hyundai Accent	Property Sold	Administrative Forfeiture	4,675	484	---	4,191
Agency Total						\$5,600	\$861	\$---	\$4,774
Hawley Police Department									
DUI-Related	12/07/2023	Bond/Security		Security/Bond Returned	Administrative Forfeiture	4,500	---	4,500	---
Agency Total						\$4,500	\$---	\$4,500	\$---
Hector Police Department									
Controlled Substance	09/01/2023	Vehicle	1999 Chevrolet Blazer	Property Destroyed	Administrative Forfeiture	631	1,955	---	---
DUI-Related	03/28/2023	Vehicle	2004 Volkswagen Jetta	Property Sold	Administrative Forfeiture	700	5,157	---	---
Controlled Substance	03/28/2023	Vehicle	2011 Chrysler Town and Country	Property Sold	Administrative Forfeiture	5,618	2,788	---	2,830
Agency Total						\$6,949	\$9,900	\$---	\$2,830
Hennepin County Sheriff's Office									
DUI-Related	04/06/2023	Vehicle	2016 Dodge Journey	Returned to Lienholder	Agreement	---	---	---	---
DUI-Related	09/09/2023	Vehicle	2004 Lincoln Town Car	Salvage Yard	Judicial Forfeiture	---	---	---	---
DUI-Related	10/23/2023	Boat	1980 Boston Whaler 11 foot	Returned to Owner	Agreement	---	---	---	---
DUI-Related	09/09/2023	Motorcycle	2006 Kawasaki Vulcan 900 VN900B Classic	Property Sold	Administrative Forfeiture	400	20	---	380
Agency Total						\$400	\$20	\$---	\$380
Hennepin County Violent Offenders Task Force									
Fleeing a Peace Officer	12/12/2023	Vehicle	2007 Hummer H2	Returned to Owner	Agreement	---	---	---	---

*When expenses exceed the gross amount received, the net proceeds available for distribution are shown as zero.

Table 2A
Property Seized Subject to State Forfeiture - Final Disposition - 2023
Sorted by Agency and Net Proceeds

Entity and Crime	Disposition Date	Type of Property	Property Detail	Disposition of Property	Basis of Disposition	Gross Sales	Expenses Paid	Amount Returned	Net Proceeds*
Hennepin County Violent Offenders Task Force (Continued)									
Controlled Substance	11/13/2023	Vehicle	2017 Mercedes-Benz E300	Returned to Owner	Agreement	---	---	---	---
Controlled Substance	08/15/2023	Firearm	Glock - 9 Millimeter - Pistol	Retained for Destruction	Administrative Forfeiture	---	---	---	---
Controlled Substance	08/02/2023	Firearm	Lorcin - 0.25 Caliber - Pistol	Returned to Owner	Agreement	---	---	---	---
Controlled Substance	09/12/2023	Firearm	Smith and Wesson - 0.38 Caliber - Revolver	Retained for Destruction	Administrative Forfeiture	---	---	---	---
Controlled Substance	12/12/2023	Firearm	Glock - 0.4 Caliber - Pistol	Retained for Destruction	Administrative Forfeiture	---	---	---	---
Controlled Substance	12/12/2023	Firearm	Glock - 9 Millimeter - Pistol	Retained for Destruction	Administrative Forfeiture	---	---	---	---
Controlled Substance	01/13/2023	Firearm	Glock - 10 Millimeter - Pistol	Property Retained	Agreement	---	---	---	---
Controlled Substance	02/17/2023	Firearm	Sig Sauer - 9 Millimeter - Pistol	Retained for Destruction	Administrative Forfeiture	---	---	---	---
Controlled Substance	02/17/2023	Firearm	Cobra - 0.38 Caliber - Pistol	Retained for Destruction	Administrative Forfeiture	---	---	---	---
Controlled Substance	02/17/2023	Firearm	Springfield - 0.45 Caliber - Pistol	Retained for Destruction	Administrative Forfeiture	---	---	---	---
Controlled Substance	02/17/2023	Firearm	Kel-Tec - 9 Millimeter - Carbine	Retained for Destruction	Administrative Forfeiture	---	---	---	---
Controlled Substance	03/14/2023	Firearm	Stoeger - 9 Millimeter - Pistol	Retained for Destruction	Administrative Forfeiture	---	---	---	---
Controlled Substance	03/07/2023	Firearm	Smith and Wesson - 0.38 Caliber - Pistol	Retained for Destruction	Administrative Forfeiture	---	---	---	---
Controlled Substance	03/07/2023	Firearm	Taurus - 9 Millimeter - Pistol	Retained for Destruction	Administrative Forfeiture	---	---	---	---
Controlled Substance	03/28/2023	Firearm	Smith and Wesson - 9 Millimeter - Pistol	Retained for Destruction	Administrative Forfeiture	---	---	---	---
Controlled Substance	05/17/2023	Firearm	Western Field - 20 Gauge - Shotgun	Retained for Destruction	Agreement	---	---	---	---
Controlled Substance	05/17/2023	Firearm	Smith and Wesson - 9 Millimeter - Pistol	Returned to Owner	Agreement	---	---	---	---
Controlled Substance	05/17/2023	Firearm	Smith and Wesson - 0.4 Caliber - Pistol	Returned to Owner	Agreement	---	---	---	---
Controlled Substance	05/17/2023	Firearm	Remington Guns - 0.27 Caliber - Rifle	Returned to Owner	Agreement	---	---	---	---
Controlled Substance	05/17/2023	Firearm	Bushmaster - 6 Millimeter - Pistol	Returned to Owner	Agreement	---	---	---	---
Controlled Substance	05/17/2023	Firearm	Remington Guns - 0.27 Caliber - Rifle	Returned to Owner	Administrative Forfeiture	---	---	---	---
Controlled Substance	05/17/2023	Firearm	Remington Guns - 20 Gauge - Shotgun	Returned to Owner	Agreement	---	---	---	---
Controlled Substance	05/17/2023	Firearm	Remington Guns - 12 Gauge - Shotgun	Returned to Owner	Agreement	---	---	---	---
Controlled Substance	05/17/2023	Firearm	BPI - 99 BB - Rifle	Returned to Owner	Agreement	---	---	---	---
Controlled Substance	05/17/2023	Firearm	Ithaca - 0.22 Caliber - Rifle	Returned to Owner	Agreement	---	---	---	---
Controlled Substance	05/17/2023	Firearm	Ruger - 0.44 Caliber - Rifle	Returned to Owner	Agreement	---	---	---	---
Controlled Substance	05/17/2023	Firearm	Ruger - 0.22 Caliber - Rifle	Returned to Owner	Agreement	---	---	---	---
Controlled Substance	05/17/2023	Firearm	Savage - 20 Gauge - Shotgun	Returned to Owner	Agreement	---	---	---	---
Controlled Substance	05/17/2023	Firearm	BPI - 99 BB - Rifle	Returned to Owner	Agreement	---	---	---	---
Controlled Substance	05/17/2023	Firearm	Remington Guns - 12 Gauge - Shotgun	Returned to Owner	Agreement	---	---	---	---
Controlled Substance	05/17/2023	Firearm	Remington Guns - 12 Gauge - Shotgun	Returned to Owner	Agreement	---	---	---	---
Controlled Substance	05/17/2023	Firearm	Remington Guns - 12 Gauge - Shotgun	Returned to Owner	Agreement	---	---	---	---
Controlled Substance	05/17/2023	Firearm	Browning - 0.3 Caliber - Rifle	Returned to Owner	Agreement	---	---	---	---
Controlled Substance	05/02/2023	Firearm	Smith and Wesson - 9 Millimeter - Pistol	Retained for Destruction	Administrative Forfeiture	---	---	---	---

*When expenses exceed the gross amount received, the net proceeds available for distribution are shown as zero.

Table 2A
Property Seized Subject to State Forfeiture - Final Disposition - 2023
Sorted by Agency and Net Proceeds

Entity and Crime	Disposition Date	Type of Property	Property Detail	Disposition of Property	Basis of Disposition	Gross Sales	Expenses Paid	Amount Returned	Net Proceeds*
Hennepin County Violent Offenders Task Force (Continued)									
Controlled Substance	05/02/2023	Firearm	Ruger - 9 Millimeter - Pistol	Retained for Destruction	Administrative Forfeiture	---	---	---	---
Controlled Substance	05/02/2023	Firearm	SAR Arms - 9 Millimeter - Pistol	Retained for Destruction	Administrative Forfeiture	---	---	---	---
Controlled Substance	08/02/2023	Cash		Returned to Owner	Agreement	2,520	---	2,520	---
Controlled Substance	06/09/2023	Cash		Returned to Owner	Agreement	43,960	---	43,960	---
Controlled Substance	05/02/2023	Cash		Returned to Owner	Agreement	55,815	---	55,815	---
Controlled Substance	11/28/2023	Cash		Cash Forfeiture	Administrative Forfeiture	989	---	---	989
Controlled Substance	02/17/2023	Cash		Cash Forfeiture	Administrative Forfeiture	1,848	---	---	1,848
Controlled Substance	09/12/2023	Cash		Cash Forfeiture	Administrative Forfeiture	2,000	---	---	2,000
Controlled Substance	09/12/2023	Cash		Cash Forfeiture	Administrative Forfeiture	4,000	---	---	4,000
Controlled Substance	03/07/2023	Cash		Cash Forfeiture	Administrative Forfeiture	5,979	---	---	5,979
Controlled Substance	09/19/2023	Cash		Cash Forfeiture	Administrative Forfeiture	6,265	---	---	6,265
Controlled Substance	11/28/2023	Cash		Cash Forfeiture	Administrative Forfeiture	6,640	---	---	6,640
Controlled Substance	02/17/2023	Cash		Cash Forfeiture	Administrative Forfeiture	7,726	---	---	7,726
Controlled Substance	11/28/2023	Cash		Cash Forfeiture	Administrative Forfeiture	9,551	---	---	9,551
Controlled Substance	05/08/2023	Cash		Cash Forfeiture	Judicial Forfeiture	10,127	---	---	10,127
Controlled Substance	02/16/2023	Cash		Cash Forfeiture	Administrative Forfeiture	11,085	---	---	11,085
Controlled Substance	09/12/2023	Cash		Cash Forfeiture	Administrative Forfeiture	15,000	---	---	15,000
Controlled Substance	12/12/2023	Cash		Cash Forfeiture	Judicial Forfeiture	52,638	---	---	52,638
Agency Total						\$236,143	\$---	\$102,295	\$133,848
Hermantown Police Department									
Controlled Substance	02/07/2023	Cash		Cash Forfeiture	Administrative Forfeiture	270	---	---	270
Controlled Substance	02/07/2023	Cash		Cash Forfeiture	Administrative Forfeiture	1,908	---	---	1,908
Controlled Substance	02/07/2023	Cash		Cash Forfeiture	Administrative Forfeiture	4,201	---	---	4,201
Agency Total						\$6,379	\$---	\$---	\$6,379

*When expenses exceed the gross amount received, the net proceeds available for distribution are shown as zero.

Table 2A
Property Seized Subject to State Forfeiture - Final Disposition - 2023
Sorted by Agency and Net Proceeds

Entity and Crime	Disposition Date	Type of Property	Property Detail	Disposition of Property	Basis of Disposition	Gross Sales	Expenses Paid	Amount Returned	Net Proceeds*
Hibbing Police Department									
2nd Degree Assault	09/13/2023	Other		Property Retained	Administrative Forfeiture	---	---	---	---
Fleeing a Peace Officer	07/16/2023	Vehicle	1999 Cadillac DeVille	Property Sold	Administrative Forfeiture	130	272	---	---
2nd Degree Assault	09/13/2023	Other		Property Sold	Administrative Forfeiture	10	---	---	10
Controlled Substance	07/16/2023	Vehicle	2008 Chrysler Sebring 4 Door	Property Sold	Administrative Forfeiture	310	300	---	10
Controlled Substance	07/16/2023	Vehicle	2005 Dodge Stratus	Property Sold	Administrative Forfeiture	310	290	---	20
2nd Degree Assault	09/13/2023	Other		Property Sold	Administrative Forfeiture	40	---	---	40
2nd Degree Assault	09/13/2023	Other		Property Sold	Administrative Forfeiture	70	---	---	70
2nd Degree Assault	09/14/2023	Firearm	Kel-Tec - 9 Millimeter - Pistol	Property Sold	Administrative Forfeiture	100	---	---	100
2nd Degree Assault	09/13/2023	Firearm	Ruger - 9 Millimeter - Pistol	Property Sold	Administrative Forfeiture	150	---	---	150
2nd Degree Assault	09/13/2023	Firearm	Hatfield - 12 Gauge - Shotgun	Property Sold	Administrative Forfeiture	150	---	---	150
2nd Degree Assault	09/13/2023	Firearm	SKS - 8 Millimeter - Rifle	Property Sold	Administrative Forfeiture	175	---	---	175
Controlled Substance	09/13/2023	Firearm	CVA Wolf - 0.5 Caliber - Rifle	Property Sold	Administrative Forfeiture	175	---	---	175
Fleeing a Peace Officer	07/16/2023	Vehicle	2003 Acura MDX	Property Sold	Administrative Forfeiture	532	312	---	220
2nd Degree Assault	09/13/2023	Firearm	Mossberg - 0.3 Caliber - Rifle	Property Sold	Administrative Forfeiture	250	---	---	250
2nd Degree Assault	09/13/2023	Firearm	DPMS Panther - 8 Millimeter - Rifle	Property Sold	Administrative Forfeiture	250	---	---	250
Controlled Substance	07/16/2023	Vehicle	2012 Ford F150	Property Sold	Administrative Forfeiture	925	352	---	573
Controlled Substance	02/09/2023	Cash		Cash Forfeiture	Administrative Forfeiture	1,259	---	---	1,259
Controlled Substance	06/09/2023	Cash		Cash Forfeiture	Administrative Forfeiture	1,716	---	---	1,716
DUI-Related	01/04/2023	Vehicle	2012 Chevrolet Cruze	Property Sold	Administrative Forfeiture	3,450	521	---	2,929
Agency Total						\$10,002	\$2,047	\$---	\$8,097
Hopkins Police Department									
DUI-Related	02/02/2023	Vehicle	2013 Honda Accord	Returned to Owner	Agreement	---	---	---	---
Fleeing a Peace Officer	01/06/2023	Vehicle	2007 Kia Optima (2006 New Model)	Returned to Owner	Agreement	---	137	---	---
DUI-Related	02/01/2023	Vehicle	2002 Ford Explorer	Salvage Yard	Administrative Forfeiture	325	97	---	228
DUI-Related	02/01/2023	Vehicle	2001 Oldsmobile Alero	Salvage Yard	Administrative Forfeiture	300	9	---	291
DUI-Related	06/16/2023	Vehicle	2018 Mazda 3 4-Door	Returned to Owner	Agreement	1,125	129	---	996
DUI-Related	10/19/2023	Vehicle	2014 Toyota Tacoma	Returned per Agreement	Agreement	1,000	---	---	1,000
Agency Total						\$2,750	\$372	\$---	\$2,515
Houston County Sheriff's Office									
DUI-Related	05/23/2023	Vehicle	2010 Chevrolet Impala	Property Sold	Administrative Forfeiture	1,285	607	---	678
Agency Total						\$1,285	\$607	\$---	\$678

*When expenses exceed the gross amount received, the net proceeds available for distribution are shown as zero.

Table 2A
Property Seized Subject to State Forfeiture - Final Disposition - 2023
Sorted by Agency and Net Proceeds

Entity and Crime	Disposition Date	Type of Property	Property Detail	Disposition of Property	Basis of Disposition	Gross Sales	Expenses Paid	Amount Returned	Net Proceeds*
Hubbard County Sheriff's Office									
Fleeing a Peace Officer	07/31/2023	Snowmobile	2008 Arctic Cat M1000 162in	Returned to Owner	Agreement	---	---	---	---
Controlled Substance	10/23/2023	Vehicle	2003 Chevrolet TrailBlazer	Property Sold	Administrative Forfeiture	101	717	---	---
DUI-Related	12/18/2023	Vehicle	2005 Chevrolet Impala	Property Sold	Administrative Forfeiture	110	343	---	---
DUI-Related	07/28/2023	Vehicle	2002 Pontiac Grand Prix	Property Sold	Administrative Forfeiture	116	466	---	---
DUI-Related	07/17/2023	Vehicle	2000 GMC Jimmy 4WD	Property Sold	Administrative Forfeiture	136	288	---	---
DUI-Related	11/30/2023	Vehicle	2003 Jeep Grand Cherokee 4WD	Property Sold	Administrative Forfeiture	197	491	---	---
DUI-Related	07/28/2023	Vehicle	2009 Dodge Avenger	Property Sold	Administrative Forfeiture	230	336	---	---
DUI-Related	07/28/2023	Vehicle	2004 Chevrolet TrailBlazer	Property Sold	Administrative Forfeiture	300	342	---	---
Controlled Substance	11/07/2023	Vehicle	2002 Pontiac Grand Prix	Returned to Owner	Agreement	309	309	---	---
DUI-Related	05/18/2023	Vehicle	2008 Ford F150	Returned to Lienholder	Administrative Forfeiture	345	345	---	---
DUI-Related	07/28/2023	Vehicle	1999 Ford Explorer	Property Sold	Administrative Forfeiture	376	487	---	---
DUI-Related	03/31/2023	Vehicle	2014 Ford Focus	Returned to Owner	Agreement	595	595	---	---
Controlled Substance	03/17/2023	Cash		Returned to Owner	Agreement	1,700	---	1,700	---
Fleeing a Peace Officer	11/30/2023	Vehicle	2004 Mercury Grand Marquis	Property Sold	Judicial Forfeiture	426	408	---	18
DUI-Related	03/24/2023	Vehicle	2002 Ford Explorer	Property Sold	Administrative Forfeiture	300	271	---	29
Controlled Substance	09/01/2023	Vehicle	2008 Chevrolet Cobalt	Property Sold	Administrative Forfeiture	130	52	---	78
Controlled Substance	02/23/2023	Cash		Cash Forfeiture	Administrative Forfeiture	97	---	---	97
DUI-Related	09/01/2023	Vehicle	2004 Jeep Grand Cherokee 4WD	Property Sold	Administrative Forfeiture	170	48	---	122
DUI-Related	11/30/2023	Vehicle	1987 Ford E150	Property Sold	Administrative Forfeiture	230	61	---	169
DUI-Related	10/27/2023	Vehicle	2000 Subaru Legacy/Outback Wagon AWD	Property Sold	Administrative Forfeiture	178	---	---	178
Controlled Substance	02/23/2023	Cash		Cash Forfeiture	Administrative Forfeiture	187	---	---	187
Controlled Substance	10/18/2023	Cash		Cash Forfeiture	Administrative Forfeiture	407	---	---	407
DUI-Related	09/01/2023	Vehicle	2005 Chevrolet Malibu	Property Sold	Administrative Forfeiture	750	322	---	428
DUI-Related	03/24/2023	Vehicle	1998 Buick Park Avenue	Property Sold	Administrative Forfeiture	525	67	---	458
Controlled Substance	09/01/2023	Vehicle	2011 Chrysler 200	Property Sold	Administrative Forfeiture	701	84	---	617
DUI-Related	11/30/2023	Vehicle	2003 Pontiac Grand Prix	Property Sold	Administrative Forfeiture	750	95	---	655
DUI-Related	09/01/2023	Vehicle	2008 Chevrolet Malibu	Property Sold	Administrative Forfeiture	750	94	---	656
DUI-Related	09/01/2023	Vehicle	2003 Ford F150	Property Sold	Administrative Forfeiture	900	107	---	793
Controlled Substance	02/23/2023	Vehicle	2001 Chevrolet Tahoe	Property Sold	Administrative Forfeiture	1,085	118	---	967
Controlled Substance	02/23/2023	Vehicle	2004 Ford Ranger	Property Sold	Administrative Forfeiture	1,600	491	---	1,109
Controlled Substance	02/23/2023	Cash		Cash Forfeiture	Administrative Forfeiture	1,256	---	---	1,256
Controlled Substance	10/10/2023	Vehicle	2004 Jaguar X-Type	Property Sold	Administrative Forfeiture	1,875	502	---	1,373
Controlled Substance	02/23/2023	Cash		Cash Forfeiture	Administrative Forfeiture	1,394	---	---	1,394
Burglary	09/01/2023	Vehicle	2002 Dodge Ram	Property Sold	Judicial Forfeiture	1,550	151	---	1,399

*When expenses exceed the gross amount received, the net proceeds available for distribution are shown as zero.

Table 2A
Property Seized Subject to State Forfeiture - Final Disposition - 2023
Sorted by Agency and Net Proceeds

Entity and Crime	Disposition Date	Type of Property	Property Detail	Disposition of Property	Basis of Disposition	Gross Sales	Expenses Paid	Amount Returned	Net Proceeds*
Hubbard County Sheriff's Office (Continued)									
Controlled Substance	09/18/2023	Vehicle	2005 Ford F150	Property Sold	Administrative Forfeiture	1,900	---	---	1,900
Controlled Substance	09/01/2023	Vehicle	2008 Chevrolet Silverado	Property Sold	Administrative Forfeiture	2,550	633	---	1,917
Controlled Substance	10/18/2023	Cash		Cash Forfeiture	Administrative Forfeiture	2,000	---	---	2,000
Controlled Substance	05/04/2023	Cash		Cash Forfeiture	Administrative Forfeiture	2,698	---	---	2,698
Controlled Substance	09/01/2023	Cash		Cash Forfeiture	Administrative Forfeiture	3,575	---	---	3,575
Controlled Substance	10/18/2023	Cash		Cash Forfeiture	Administrative Forfeiture	6,885	---	---	6,885
Agency Total						\$39,384	\$8,223	\$1,700	\$31,365
International Falls Police Department									
Fleeing a Peace Officer	01/10/2023	ATV	2001 Honda TRX250EX	Returned to Owner	Agreement	---	---	---	---
DUI-Related	12/13/2023	Vehicle	2009 Chevrolet Cobalt	Salvage Yard	Agreement	---	---	---	---
Fleeing a Peace Officer	12/20/2023	Vehicle	2006 Buick LaCrosse	Property Sold	Administrative Forfeiture	70	14	---	56
Controlled Substance	12/20/2023	Cash		Cash Forfeiture	Administrative Forfeiture	328	---	---	328
Controlled Substance	12/20/2023	Cash		Cash Forfeiture	Administrative Forfeiture	554	---	---	554
Controlled Substance	12/20/2023	Cash		Cash Forfeiture	Administrative Forfeiture	600	---	---	600
Controlled Substance	12/20/2023	Cash		Cash Forfeiture	Administrative Forfeiture	681	---	---	681
Controlled Substance	12/20/2023	Vehicle	2002 Dodge Ram	Property Sold	Administrative Forfeiture	1,450	174	---	1,276
Fleeing a Peace Officer	12/20/2023	ATV	2009 Honda CBR600RR	Property Sold	Administrative Forfeiture	1,650	198	---	1,452
Controlled Substance	08/10/2023	Cash		Cash Forfeiture	Administrative Forfeiture	1,500	---	---	1,500
DUI-Related	12/20/2023	Vehicle	2003 Ford Ranger	Property Sold	Administrative Forfeiture	2,010	241	---	1,769
Fleeing a Peace Officer	12/20/2023	ATV	2007 Suzuki LTA500FK7	Property Sold	Administrative Forfeiture	2,300	276	---	2,024
Agency Total						\$11,143	\$903	\$---	\$10,240
Inver Grove Heights Public Safety Department									
Fleeing a Peace Officer	02/23/2023	Vehicle	2006 Chrysler 300 AWD	Returned to Owner	Court Ordered Return	---	---	---	---
DUI-Related	03/06/2023	Vehicle	1989 Buick Riviera Convertible	Returned to Owner	Court Ordered Return	---	---	---	---
Fleeing a Peace Officer	02/08/2023	Vehicle	2008 Chevrolet Malibu	Property Sold	Administrative Forfeiture	550	372	---	178
DUI-Related	09/13/2023	Vehicle	2000 GMC Yukon	Property Sold	Administrative Forfeiture	875	374	---	501
DUI-Related	03/15/2023	Vehicle	2008 Chevrolet HHR FWD	Property Sold	Administrative Forfeiture	700	188	---	512
Controlled Substance	12/13/2023	Cash		Cash Forfeiture	Administrative Forfeiture	2,290	---	---	2,290
Fleeing a Peace Officer	02/08/2023	Vehicle	2018 Kia Optima (2006 New Model)	Property Sold	Judicial Forfeiture	6,000	2,775	---	3,225
Agency Total						\$10,415	\$3,709	\$---	\$6,706

*When expenses exceed the gross amount received, the net proceeds available for distribution are shown as zero.

Table 2A
Property Seized Subject to State Forfeiture - Final Disposition - 2023
Sorted by Agency and Net Proceeds

Entity and Crime	Disposition Date	Type of Property	Property Detail	Disposition of Property	Basis of Disposition	Gross Sales	Expenses Paid	Amount Returned	Net Proceeds*
Isanti County Sheriff's Office									
DUI-Related	10/30/2023	Vehicle	2004 Mercury Grand Marquis	Salvage Yard	Administrative Forfeiture	300	200	---	100
Agency Total						\$300	\$200	\$---	\$100
Isanti Police Department									
DUI-Related	01/02/2023	Vehicle	2005 Cadillac CTS Sedan	Property Sold	Administrative Forfeiture	875	1,327	---	---
Controlled Substance	09/22/2023	Cash		Cash Forfeiture	Administrative Forfeiture	220	---	---	220
Controlled Substance	09/22/2023	Cash		Cash Forfeiture	Administrative Forfeiture	1,864	---	---	1,864
Agency Total						\$2,959	\$1,327	\$---	\$2,084
Itasca County Sheriff's Office									
Controlled Substance	07/18/2023	Cash		Cash Forfeiture	Administrative Forfeiture	200	---	---	200
Controlled Substance	10/20/2023	Vehicle	2017 Chevrolet Camaro	Returned to Lienholder	Agreement	845	---	---	845
Agency Total						\$1,045	\$---	\$---	\$1,045
Janesville Police Department									
Controlled Substance	04/21/2023	Vehicle	2010 Dodge Ram	Returned to Lienholder	Agreement	235	7,810	---	---
Controlled Substance	06/13/2023	Vehicle	2002 Acura RSX	Salvage Yard	Administrative Forfeiture	375	42,400	---	---
Fleeing a Peace Officer	06/16/2023	Vehicle	2004 Mazda 6 Sport Wagon	Salvage Yard	Administrative Forfeiture	375	6,710	---	---
1st Degree Assault	11/28/2023	Vehicle	2011 Buick Regal	Property Sold	Administrative Forfeiture	4,550	12,400	---	---
Controlled Substance	10/19/2023	Cash		Cash Forfeiture	Administrative Forfeiture	100	---	---	100
Controlled Substance	10/19/2023	Cash		Cash Forfeiture	Administrative Forfeiture	566	---	---	566
Controlled Substance	10/19/2023	Cash		Cash Forfeiture	Administrative Forfeiture	2,406	---	---	2,406
Agency Total						\$8,607	\$69,320	\$---	\$3,072

*When expenses exceed the gross amount received, the net proceeds available for distribution are shown as zero.

Table 2A
Property Seized Subject to State Forfeiture - Final Disposition - 2023
Sorted by Agency and Net Proceeds

Entity and Crime	Disposition Date	Type of Property	Property Detail	Disposition of Property	Basis of Disposition	Gross Sales	Expenses Paid	Amount Returned	Net Proceeds*
Jordan Police Department									
Controlled Substance	06/26/2023	Vehicle	2006 Ford Fusion	Property Sold	Administrative Forfeiture	---	527	---	---
Controlled Substance	06/27/2023	Vehicle	1996 Chevrolet Silverado	Property Sold	Administrative Forfeiture	---	527	---	---
Controlled Substance	11/28/2023	Firearm	Diamondback - 9 Millimeter - Pistol	Retained for Destruction	Administrative Forfeiture	---	---	---	---
Controlled Substance	12/31/2023	Vehicle	2008 Ford Fusion	Property Sold	Administrative Forfeiture	11	250	---	---
DUI-Related	12/31/2023	Vehicle	2007 Ford Focus	Property Sold	Administrative Forfeiture	11	250	---	---
Controlled Substance	08/16/2023	Vehicle	1996 Honda Accord	Property Sold	Administrative Forfeiture	16	527	---	---
Controlled Substance	08/16/2023	Cash		Cash Forfeiture	Administrative Forfeiture	162	---	---	162
DUI-Related	12/31/2023	Vehicle	2008 Mercury Mariner	Returned to Owner	Agreement	500	---	---	500
DUI-Related	02/27/2023	Vehicle	2013 Ford Edge	Returned to Owner	Agreement	500	---	---	500
Check Forgery	12/31/2023	Vehicle	2014 Chevrolet Silverado	Returned to Owner	Agreement	950	450	---	500
Controlled Substance	07/14/2023	Cash		Cash Forfeiture	Administrative Forfeiture	7,300	---	---	7,300
Agency Total						\$9,450	\$2,531	\$---	\$8,962

*When expenses exceed the gross amount received, the net proceeds available for distribution are shown as zero.

Table 2A
Property Seized Subject to State Forfeiture - Final Disposition - 2023
Sorted by Agency and Net Proceeds

Entity and Crime	Disposition Date	Type of Property	Property Detail	Disposition of Property	Basis of Disposition	Gross Sales	Expenses Paid	Amount Returned	Net Proceeds*
Kanabec County Sheriff's Office									
Controlled Substance	09/22/2023	Vehicle	2001 Honda Accord	Property Sold	Administrative Forfeiture	---	---	---	---
DUI-Related	01/03/2023	Vehicle	2005 Chevrolet Silverado	Salvage Yard	Administrative Forfeiture	---	100	---	---
DUI-Related	06/08/2023	Vehicle	2000 Chevrolet Silverado	Property Sold	Administrative Forfeiture	---	---	---	---
DUI-Related	01/04/2023	Vehicle	2002 Ford F250	Returned to Owner	Administrative Forfeiture	161	161	---	---
DUI-Related	01/04/2023	Vehicle	2010 Ford F150	Returned to Owner	Administrative Forfeiture	182	182	---	---
DUI-Related	11/28/2023	Vehicle	1996 Chrysler Town and Country	Property Sold	Administrative Forfeiture	200	281	---	---
Controlled Substance	01/01/2023	Cash		Property Forwarded	Judicial Forfeiture	1,180	---	1,180	---
Controlled Substance	08/31/2023	Vehicle	1991 Ford F150	Property Sold	Administrative Forfeiture	220	216	---	4
Controlled Substance	01/25/2023	Vehicle	1998 Ford Explorer	Property Sold	Administrative Forfeiture	305	216	---	89
Controlled Substance	11/20/2023	Vehicle	2004 Mazda 3 4-Door	Property Sold	Administrative Forfeiture	425	216	---	209
Fleeing a Peace Officer	11/28/2023	Vehicle	2005 Mercedes-Benz 34M	Property Sold	Administrative Forfeiture	465	249	---	216
Controlled Substance	11/22/2023	Vehicle	1995 Chevrolet Blazer	Property Sold	Administrative Forfeiture	275	---	---	275
Fleeing a Peace Officer	04/04/2023	Vehicle	2004 Jeep Grand Cherokee 4WD	Property Sold	Judicial Forfeiture	520	216	---	304
DUI-Related	11/28/2023	Vehicle	1999 Ford F150	Property Sold	Administrative Forfeiture	690	299	---	391
DUI-Related	10/16/2023	Vehicle	1999 Chevrolet Suburban	Property Sold	Administrative Forfeiture	400	---	---	400
DUI-Related	11/28/2023	Vehicle	2008 Toyota Highlander	Property Sold	Administrative Forfeiture	520	---	---	520
Controlled Substance	12/08/2023	Vehicle	2001 Land Rover Discovery Series II	Property Sold	Administrative Forfeiture	950	---	---	950
Controlled Substance	09/04/2023	Cash		Cash Forfeiture	Administrative Forfeiture	954	---	---	954
Controlled Substance	01/25/2023	Cash		Cash Forfeiture	Administrative Forfeiture	1,475	---	---	1,475
Fleeing a Peace Officer	11/09/2023	Vehicle	2015 Dodge Charger	Returned to Lienholder	Judicial Forfeiture	10,731	983	---	9,748
Controlled Substance	01/04/2023	Cash		Cash Forfeiture	Administrative Forfeiture	16,580	---	---	16,580
Agency Total						\$36,233	\$3,119	\$1,180	\$32,115
Kandiyohi County Sheriff's Office									
DUI-Related	11/08/2023	Vehicle	2016 GMC Sierra 1500	Returned per Agreement	Agreement	85	85	---	---
DUI-Related	07/28/2023	Vehicle	2005 Dodge Stratus	Property Sold	Administrative Forfeiture	100	300	---	---
Fleeing a Peace Officer	12/12/2023	Vehicle	2020 Toyota Tacoma	Returned to Owner	Agreement	102	102	---	---
DUI-Related	12/18/2023	Vehicle	2014 Chevrolet Silverado	Returned to Owner	Agreement	135	135	---	---
Controlled Substance	03/24/2023	Vehicle	2012 Chevrolet Impala	Returned to Owner	Court Ordered Return	160	168	---	---
Fleeing a Peace Officer	08/14/2023	Vehicle	2008 Cadillac CTS Sedan	Property Sold	Administrative Forfeiture	200	563	---	---
Fleeing a Peace Officer	09/07/2023	Motorcycle	2009 Yamaha FZ1	Returned to Owner	Agreement	225	231	---	---
DUI-Related	06/21/2023	Vehicle	1998 Chevrolet C2500	Returned to Owner	Agreement	268	268	---	---
Controlled Substance	12/14/2023	Vehicle	2002 Pontiac Grand Am	Salvage Yard	Administrative Forfeiture	343	353	---	---
Agency Total						\$1,618	\$2,205	\$---	\$---

*When expenses exceed the gross amount received, the net proceeds available for distribution are shown as zero.

Table 2A
Property Seized Subject to State Forfeiture - Final Disposition - 2023
Sorted by Agency and Net Proceeds

Entity and Crime	Disposition Date	Type of Property	Property Detail	Disposition of Property	Basis of Disposition	Gross Sales	Expenses Paid	Amount Returned	Net Proceeds*
Keewatin Police Department									
Controlled Substance	12/01/2023	Vehicle	2001 Dodge Durango	Property Sold	Administrative Forfeiture	270	75	---	195
DUI-Related	12/01/2023	Vehicle	2009 Chevrolet Impala	Property Sold	Administrative Forfeiture	2,875	351	---	2,524
Agency Total						\$3,145	\$426	\$---	\$2,719
Lac qui Parle County Sheriff's Office									
Controlled Substance	09/06/2023	Vehicle	1997 Buick Park Avenue	Property Sold	Administrative Forfeiture	510	561	---	---
DUI-Related	09/05/2023	Vehicle	2007 Suzuki XL7 AWD	Property Sold	Administrative Forfeiture	2,175	2,392	---	---
DUI-Related	09/05/2023	Vehicle	2005 Dodge Durango	Property Sold	Administrative Forfeiture	2,800	3,080	---	---
Controlled Substance	09/06/2023	Vehicle	1996 Jeep Cherokee 4WD	Property Sold	Administrative Forfeiture	308	28	---	280
Agency Total						\$5,793	\$6,061	\$---	\$280
Lake Crystal Police Department									
Controlled Substance	04/19/2023	Cash		Cash Forfeiture	Administrative Forfeiture	1,960	---	---	1,960
Agency Total						\$1,960	\$---	\$---	\$1,960

*When expenses exceed the gross amount received, the net proceeds available for distribution are shown as zero.

Table 2A
Property Seized Subject to State Forfeiture - Final Disposition - 2023
Sorted by Agency and Net Proceeds

Entity and Crime	Disposition Date	Type of Property	Property Detail	Disposition of Property	Basis of Disposition	Gross Sales	Expenses Paid	Amount Returned	Net Proceeds*
Lake Superior Drug and Violent Crime Task Force									
Controlled Substance	04/05/2023	Cash		Returned to Owner	Court Ordered Return	3,246	---	3,246	---
Controlled Substance	10/11/2023	Cash		Cash Forfeiture	Administrative Forfeiture	340	---	---	340
Controlled Substance	01/19/2023	Cash		Cash Forfeiture	Administrative Forfeiture	380	---	---	380
Controlled Substance	07/05/2023	Cash		Cash Forfeiture	Administrative Forfeiture	381	---	---	381
Controlled Substance	05/24/2023	Cash		Cash Forfeiture	Administrative Forfeiture	431	---	---	431
Controlled Substance	03/23/2023	Cash		Cash Forfeiture	Administrative Forfeiture	578	---	---	578
Controlled Substance	09/29/2023	Cash		Cash Forfeiture	Administrative Forfeiture	641	---	---	641
Controlled Substance	04/25/2023	Cash		Cash Forfeiture	Administrative Forfeiture	1,163	---	---	1,163
Controlled Substance	03/21/2023	Cash		Cash Forfeiture	Administrative Forfeiture	1,400	---	---	1,400
Controlled Substance	04/25/2023	Cash		Cash Forfeiture	Administrative Forfeiture	1,600	---	---	1,600
Controlled Substance	12/29/2023	Cash		Cash Forfeiture	Administrative Forfeiture	1,627	---	---	1,627
Controlled Substance	03/08/2023	Cash		Cash Forfeiture	Administrative Forfeiture	1,658	---	---	1,658
Controlled Substance	05/05/2023	Cash		Cash Forfeiture	Administrative Forfeiture	2,000	---	---	2,000
Controlled Substance	09/29/2023	Cash		Cash Forfeiture	Administrative Forfeiture	2,171	---	---	2,171
Controlled Substance	01/31/2023	Cash		Cash Forfeiture	Administrative Forfeiture	2,740	---	---	2,740
Controlled Substance	03/17/2023	Cash		Cash Forfeiture	Administrative Forfeiture	3,239	---	---	3,239
Controlled Substance	03/23/2023	Cash		Cash Forfeiture	Administrative Forfeiture	3,980	---	---	3,980
Controlled Substance	10/25/2023	Cash		Cash Forfeiture	Administrative Forfeiture	5,693	---	---	5,693
Controlled Substance	03/21/2023	Cash		Cash Forfeiture	Administrative Forfeiture	6,293	---	---	6,293
Controlled Substance	08/11/2023	Cash		Cash Forfeiture	Administrative Forfeiture	7,924	---	---	7,924
Controlled Substance	07/28/2023	Cash		Cash Forfeiture	Administrative Forfeiture	8,091	---	---	8,091
Controlled Substance	09/11/2023	Cash		Cash Forfeiture	Administrative Forfeiture	9,930	---	---	9,930
Controlled Substance	03/29/2023	Cash		Cash Forfeiture	Administrative Forfeiture	10,065	---	---	10,065
Controlled Substance	03/22/2023	Cash		Cash Forfeiture	Administrative Forfeiture	10,348	---	---	10,348
Controlled Substance	03/08/2023	Cash		Cash Forfeiture	Administrative Forfeiture	13,762	---	---	13,762
Controlled Substance	09/11/2023	Cash		Cash Forfeiture	Administrative Forfeiture	14,550	---	---	14,550
Controlled Substance	06/26/2023	Cash		Cash Forfeiture	Administrative Forfeiture	19,700	---	---	19,700
Agency Total						\$133,931	\$---	\$3,246	\$130,685

*When expenses exceed the gross amount received, the net proceeds available for distribution are shown as zero.

Table 2A
Property Seized Subject to State Forfeiture - Final Disposition - 2023
Sorted by Agency and Net Proceeds

Entity and Crime	Disposition Date	Type of Property	Property Detail	Disposition of Property	Basis of Disposition	Gross Sales	Expenses Paid	Amount Returned	Net Proceeds*
Lakes Area Drug Investigative Division									
Controlled Substance	01/02/2023	Vehicle	2011 Acura MDX	Returned to Owner	Administrative Forfeiture	---	---	---	---
Controlled Substance	10/27/2023	Vehicle	2015 GMC Sierra 1500	Returned to Owner	Administrative Forfeiture	---	---	---	---
Controlled Substance	06/02/2023	Cash		Returned to Owner	Administrative Forfeiture	4,637	---	4,637	---
Controlled Substance	01/03/2023	Firearm	American Tactical - 12 Gauge - Shotgun	Property Sold	Administrative Forfeiture	110	---	---	110
Controlled Substance	01/03/2023	Firearm	Browning - 0.22 Caliber - Pistol	Property Sold	Administrative Forfeiture	201	---	---	201
Controlled Substance	01/03/2023	Firearm	Ruger - 9 Millimeter - Pistol	Property Sold	Administrative Forfeiture	208	---	---	208
Controlled Substance	01/03/2023	Firearm	Marlin - 0.3 Caliber - Rifle	Property Sold	Administrative Forfeiture	240	---	---	240
Controlled Substance	01/02/2023	Firearm	NAA - 0.22 Caliber - Revolver	Property Sold	Administrative Forfeiture	256	---	---	256
Controlled Substance	01/03/2023	Firearm	H&K - 9 Millimeter - Pistol	Property Sold	Administrative Forfeiture	288	---	---	288
Controlled Substance	01/03/2023	Firearm	Walther - 9 Millimeter - Pistol	Property Sold	Administrative Forfeiture	288	---	---	288
Controlled Substance	01/03/2023	Firearm	Sig Sauer - 0.4 Caliber - Pistol	Property Sold	Administrative Forfeiture	477	---	---	477
Controlled Substance	01/03/2023	Firearm	Remington Guns - 0.45 Caliber - Pistol	Property Sold	Administrative Forfeiture	477	---	---	477
Controlled Substance	01/11/2023	Cash		Cash Forfeiture	Administrative Forfeiture	15,620	---	---	15,620
Agency Total						\$22,802	\$---	\$4,637	\$18,165
Lakes Area Police District									
Fleeing a Peace Officer	08/29/2023	Vehicle	2002 GMC Yukon 1500 4WD	Returned to Owner	Agreement	1,195	195	---	1,000
Agency Total						\$1,195	\$195	\$---	\$1,000
Le Sueur County Sheriff's Office									
DUI-Related	03/17/2023	Vehicle	2002 Oldsmobile Bravada	Returned to Owner	Agreement	927	427	---	500
Agency Total						\$927	\$427	\$---	\$500
Le Sueur Police Department									
Fleeing a Peace Officer	04/26/2023	Vehicle	2004 Pontiac Vibe	Property Destroyed	Administrative Forfeiture	350	90	---	260
DUI-Related	01/18/2023	Vehicle	2007 Chevrolet TrailBlazer	Property Destroyed	Administrative Forfeiture	450	90	---	360
Agency Total						\$800	\$180	\$---	\$620

*When expenses exceed the gross amount received, the net proceeds available for distribution are shown as zero.

Table 2A
Property Seized Subject to State Forfeiture - Final Disposition - 2023
Sorted by Agency and Net Proceeds

Entity and Crime	Disposition Date	Type of Property	Property Detail	Disposition of Property	Basis of Disposition	Gross Sales	Expenses Paid	Amount Returned	Net Proceeds*
Lino Lakes Police Department									
DUI-Related	06/09/2023	Vehicle	2010 Ford Fusion	Returned per Agreement	Agreement	---	105	---	---
Theft	09/07/2023	Vehicle	2018 GMC Sierra 1500	Returned to Lienholder	Court Ordered Return	---	316	---	---
Fleeing a Peace Officer	02/14/2023	Vehicle	2018 Dodge Challenger	Returned to Owner	Judicial Forfeiture	---	185	---	---
DUI-Related	04/28/2023	Vehicle	2015 Mazda 3 DI 5-Door	Returned per Agreement	Administrative Forfeiture	---	126	---	---
Controlled Substance	05/18/2023	Vehicle	2000 Buick LeSabre	Returned to Owner	Agreement	---	185	---	---
DUI-Related	04/28/2023	Vehicle	2008 Jeep Wrangler 4WD	Returned per Agreement	Administrative Forfeiture	---	357	---	---
Controlled Substance	05/01/2023	Jewelry		Property Sold	Administrative Forfeiture	---	---	---	---
Controlled Substance	05/01/2023	Jewelry		Property Sold	Administrative Forfeiture	---	---	---	---
DUI-Related	08/31/2023	Vehicle	2016 Hyundai Sonata Hybrid SE	Returned per Agreement	Administrative Forfeiture	185	353	---	---
DUI-Related	12/11/2023	Vehicle	2019 Honda Civic 4Dr	Returned to Lienholder	Administrative Forfeiture	240	324	---	---
DUI-Related	08/16/2023	Vehicle	2001 Buick Regal	Salvage Yard	Administrative Forfeiture	425	385	---	40
Controlled Substance	09/07/2023	Cash		Cash Forfeiture	Administrative Forfeiture	149	---	---	149
DUI-Related	08/16/2023	Vehicle	2003 Ford Ranger	Salvage Yard	Administrative Forfeiture	450	285	---	165
Controlled Substance	08/16/2023	Vehicle	2011 Chevrolet Malibu	Salvage Yard	Administrative Forfeiture	475	285	---	190
Controlled Substance	05/18/2023	Cash		Cash Forfeiture	Administrative Forfeiture	268	---	---	268
Controlled Substance	03/23/2023	Cash		Cash Forfeiture	Administrative Forfeiture	655	---	---	655
Controlled Substance	04/28/2023	Cash		Cash Forfeiture	Administrative Forfeiture	1,208	---	---	1,208
Controlled Substance	05/18/2023	Cash		Cash Forfeiture	Agreement	3,102	---	1,366	1,736
Controlled Substance	10/30/2023	Vehicle	2008 Mazda 3	Property Sold	Administrative Forfeiture	2,600	470	---	2,130
Controlled Substance	04/28/2023	Vehicle	2006 Lexus RX 350	Property Sold	Administrative Forfeiture	3,100	511	---	2,589
Controlled Substance	05/01/2023	Cash		Cash Forfeiture	Administrative Forfeiture	3,150	---	---	3,150
Controlled Substance	10/30/2023	Cash		Cash Forfeiture	Administrative Forfeiture	3,328	---	---	3,328
DUI-Related	04/28/2023	Vehicle	2006 Acura RSX	Property Sold	Administrative Forfeiture	4,300	854	---	3,446
DUI-Related	04/28/2023	Vehicle	2012 Chrysler 300 AWD	Property Sold	Administrative Forfeiture	4,500	622	---	3,878
Agency Total						\$28,135	\$5,363	\$1,366	\$22,932
Long Prairie Police Department									
Controlled Substance	11/09/2023	Cash		Returned to Owner	Court Ordered Return	300	---	300	---
Agency Total						\$300	\$---	\$300	\$---
Lonsdale Police Department									
Controlled Substance	10/26/2023	Vehicle	1997 Ford E150	Property Sold	Administrative Forfeiture	1,908	757	---	1,151
Agency Total						\$1,908	\$757	\$---	\$1,151

*When expenses exceed the gross amount received, the net proceeds available for distribution are shown as zero.

Table 2A
Property Seized Subject to State Forfeiture - Final Disposition - 2023
Sorted by Agency and Net Proceeds

Entity and Crime	Disposition Date	Type of Property	Property Detail	Disposition of Property	Basis of Disposition	Gross Sales	Expenses Paid	Amount Returned	Net Proceeds*
Lyon County Sheriff's Office									
Fleeing a Peace Officer	10/06/2023	ATV	2005 Arctic Cat 650 LE 4x4	Returned to Owner	Agreement	---	---	---	---
DUI-Related	11/16/2023	Vehicle	1999 Buick Regal	Property Sold	Administrative Forfeiture	175	111	---	64
DUI-Related	11/14/2023	Vehicle	2013 GMC Sierra 1500	Property Sold	Administrative Forfeiture	6,950	529	---	6,421
Vehicular Operation	10/02/2023	Vehicle	2012 Ford F150	Property Sold	Judicial Forfeiture	12,408	---	---	12,408
Agency Total						\$19,533	\$640	\$---	\$18,893
Mahnomen County Sheriff's Office									
DUI-Related	04/26/2023	Vehicle	2008 Pontiac G6	Returned to Owner	Agreement	---	---	---	---
DUI-Related	12/01/2023	Vehicle	2022 Ram 2500	Returned to Owner	Agreement	---	---	---	---
DUI-Related	03/31/2023	Vehicle	2001 Aurora Cars Aurora	Salvage Yard	Administrative Forfeiture	---	---	---	---
DUI-Related	03/31/2023	Vehicle	1997 Chevrolet Silverado	Property Sold	Administrative Forfeiture	420	---	---	420
DUI-Related	04/17/2023	Vehicle	2003 GMC Yukon 1500 4WD	Property Sold	Administrative Forfeiture	697	213	---	484
DUI-Related	04/13/2023	Vehicle	2008 Chevrolet Silverado	Property Sold	Administrative Forfeiture	3,944	111	---	3,833
Agency Total						\$5,061	\$324	\$---	\$4,737
Mankato Department of Public Safety									
Fleeing a Peace Officer	04/06/2023	Vehicle	2013 Chevrolet Impala	Returned to Owner	Agreement	141	141	---	---
DUI-Related	05/31/2023	Vehicle	2011 Honda Crosstour 4WD	Returned to Lienholder	Agreement	150	150	---	---
Fleeing a Peace Officer	03/03/2023	Vehicle	2013 Ford F150	Returned to Lienholder	Agreement	150	150	---	---
DUI-Related	11/14/2023	Vehicle	2006 Hyundai Sonata	Property Sold	Administrative Forfeiture	1,260	214	---	1,046
Controlled Substance	04/05/2023	Cash		Cash Forfeiture	Administrative Forfeiture	1,642	---	---	1,642
DUI-Related	11/14/2023	Vehicle	2009 GMC Acadia FWD	Property Sold	Administrative Forfeiture	3,049	341	---	2,708
Fleeing a Peace Officer	06/20/2023	Vehicle	2004 Jeep Wrangler 4WD	Property Sold	Administrative Forfeiture	12,025	914	---	11,111
Agency Total						\$18,417	\$1,910	\$---	\$16,507

*When expenses exceed the gross amount received, the net proceeds available for distribution are shown as zero.

Table 2A
Property Seized Subject to State Forfeiture - Final Disposition - 2023
Sorted by Agency and Net Proceeds

Entity and Crime	Disposition Date	Type of Property	Property Detail	Disposition of Property	Basis of Disposition	Gross Sales	Expenses Paid	Amount Returned	Net Proceeds*
Maple Grove Police Department									
Controlled Substance	01/06/2023	Vehicle	2007 Cadillac DTS	Returned to Owner	Administrative Forfeiture	---	---	---	---
DUI-Related	10/10/2023	Vehicle	2005 BMW X5	Returned to Owner	Agreement	---	---	---	---
Controlled Substance	01/30/2023	Firearm	Magnum - 0.44 Caliber - Revolver	Retained for Destruction	Administrative Forfeiture	---	---	---	---
Fleeing a Peace Officer	08/10/2023	Motorcycle	2005 Kawasaki ZG1000	Returned to Owner	Judicial Forfeiture	---	---	---	---
Controlled Substance	12/31/2023	Vehicle	2006 Cadillac STS	Property Sold	Administrative Forfeiture	175	---	---	175
Controlled Substance	03/17/2023	Vehicle	2005 Audi A6 quattro	Property Sold	Administrative Forfeiture	350	125	---	225
Controlled Substance	12/31/2023	Vehicle	2005 Cadillac Escalade Ext AWD	Property Sold	Administrative Forfeiture	620	---	---	620
Controlled Substance	10/18/2023	Cash		Cash Forfeiture	Administrative Forfeiture	2,250	---	---	2,250
Controlled Substance	12/31/2023	Cash		Cash Forfeiture	Administrative Forfeiture	2,759	---	---	2,759
Controlled Substance	12/31/2023	Cash		Cash Forfeiture	Administrative Forfeiture	2,950	---	---	2,950
Controlled Substance	01/30/2023	Cash		Cash Forfeiture	Administrative Forfeiture	5,446	---	---	5,446
DUI-Related	07/25/2023	Vehicle	2009 Pontiac G8	Property Sold	Administrative Forfeiture	16,395	---	---	16,395
Controlled Substance	10/18/2023	Cash		Cash Forfeiture	Administrative Forfeiture	20,029	---	---	20,029
Controlled Substance	01/30/2023	Cash		Cash Forfeiture	Administrative Forfeiture	28,433	---	---	28,433
Agency Total						\$79,407	\$125	\$---	\$79,282
Maplewood Police Department									
DUI-Related	01/24/2023	Vehicle	2001 GMC Sierra 1500	Property Sold	Administrative Forfeiture	400	---	---	400
Agency Total						\$400	\$---	\$---	\$400
Marshall County Sheriff's Office									
DUI-Related	02/09/2023	Vehicle	2005 Cadillac DeVille	Property Sold	Administrative Forfeiture	1,500	450	---	1,050
Agency Total						\$1,500	\$450	\$---	\$1,050
Marshall Police Department									
Fleeing a Peace Officer	02/02/2023	Vehicle	2008 Kia Rio Eco	Returned to Lienholder	Court Ordered Return	280	80	---	200
Fleeing a Peace Officer	02/02/2023	Vehicle	2001 Chevrolet Malibu	Property Sold	Administrative Forfeiture	1,010	80	---	930
DUI-Related	02/02/2023	Vehicle	2006 Nissan Sentra	Property Sold	Administrative Forfeiture	1,433	75	---	1,358
DUI-Related	02/02/2023	Vehicle	2011 Ford Taurus	Property Sold	Administrative Forfeiture	3,850	75	---	3,775
Controlled Substance	03/27/2023	Vehicle	2007 Chevrolet Suburban	Property Sold	Administrative Forfeiture	4,125	75	---	4,050
Agency Total						\$10,698	\$385	\$---	\$10,313
Martin County Sheriff's Office									
2nd Degree Assault	04/11/2023	Vehicle	2005 Cadillac STS	Property Sold	Administrative Forfeiture	4,450	240	---	4,210
Agency Total						\$4,450	\$240	\$---	\$4,210

*When expenses exceed the gross amount received, the net proceeds available for distribution are shown as zero.

Table 2A
Property Seized Subject to State Forfeiture - Final Disposition - 2023
Sorted by Agency and Net Proceeds

Entity and Crime	Disposition Date	Type of Property	Property Detail	Disposition of Property	Basis of Disposition	Gross Sales	Expenses Paid	Amount Returned	Net Proceeds*
McLeod County Sheriff's Office									
Fleeing a Peace Officer	12/05/2023	Motorcycle	1999 Yamaha V Star 650 XVS650 Custom	Property Abandoned	Administrative Forfeiture	---	---	---	---
Controlled Substance	04/06/2023	Vehicle	2017 Ford F150	Returned to Owner	Agreement	200	200	---	---
Controlled Substance	04/06/2023	Cash		Cash Forfeiture	Agreement	352	---	---	352
Controlled Substance	09/27/2023	Cash		Cash Forfeiture	Administrative Forfeiture	2,782	---	---	2,782
DUI-Related	01/12/2023	ATV	2013 Polaris Ranger	Returned to Owner	Agreement	5,220	220	---	5,000
Agency Total						\$8,554	\$420	\$---	\$8,134
Medina Police Department									
DUI-Related	02/08/2023	Vehicle	2003 Hyundai Tiburon (Coupe)	Property Sold	Administrative Forfeiture	300	336	---	---
DUI-Related	01/18/2023	Vehicle	2006 Chevrolet Silverado	Property Sold	Judicial Forfeiture	7,200	397	---	6,803
DUI-Related	02/08/2023	Vehicle	2017 Toyota Corolla	Property Sold	Administrative Forfeiture	11,750	575	---	11,175
Agency Total						\$19,250	\$1,308	\$---	\$17,978
Meeker County Sheriff's Office									
Fleeing a Peace Officer	06/08/2023	Vehicle	2021 BMW 330xi	Returned to Owner	Agreement	---	---	---	---
Fleeing a Peace Officer	07/11/2023	Other		Returned to Owner	Agreement	---	---	---	---
Fleeing a Peace Officer	07/13/2023	Other		Returned to Owner	Agreement	---	---	---	---
Fleeing a Peace Officer	08/11/2023	Other		Returned to Owner	Agreement	---	---	---	---
Agency Total						\$---	\$---	\$---	\$---
Mendota Heights Police Department									
Controlled Substance	08/21/2023	Vehicle	1998 Pontiac Bonneville	Property Sold	Administrative Forfeiture	215	550	---	---
DUI-Related	08/21/2023	Vehicle	2008 Dodge Grand Caravan	Property Sold	Administrative Forfeiture	510	550	---	---
DUI-Related	07/17/2023	Vehicle	2006 GMC Envoy 4WD	Property Sold	Administrative Forfeiture	1,130	590	---	540
DUI-Related	07/17/2023	Vehicle	2015 Chevrolet Malibu	Property Sold	Administrative Forfeiture	3,350	768	---	2,582
Agency Total						\$5,205	\$2,458	\$---	\$3,122
Milaca Police Department									
DUI-Related	06/05/2023	Vehicle	2008 Pontiac Sunfire	Returned to Owner	Agreement	1,200	---	---	1,200
DUI-Related	05/31/2023	Vehicle	2009 Toyota Corolla	Property Sold	Administrative Forfeiture	2,750	---	---	2,750
DUI-Related	12/22/2023	Bond/Security		Bond for Distribution	Administrative Forfeiture	6,000	---	---	6,000
Agency Total						\$9,950	\$---	\$---	\$9,950

*When expenses exceed the gross amount received, the net proceeds available for distribution are shown as zero.

Table 2A
Property Seized Subject to State Forfeiture - Final Disposition - 2023
Sorted by Agency and Net Proceeds

Entity and Crime	Disposition Date	Type of Property	Property Detail	Disposition of Property	Basis of Disposition	Gross Sales	Expenses Paid	Amount Returned	Net Proceeds*
Mille Lacs County Sheriff's Office									
Controlled Substance	03/30/2023	Vehicle	2006 Cadillac DTS	Returned to Owner	Administrative Forfeiture	---	---	---	---
Fleeing a Peace Officer	06/30/2023	Vehicle	2008 Lincoln MKZ FWD	Property Sold	Judicial Forfeiture	191	240	---	---
Controlled Substance	10/09/2023	Jewelry		Property Sold	Administrative Forfeiture	80	16	---	64
Firearm Possession	10/09/2023	Firearm	Glenfield - 0.22 Caliber - Rifle	Property Sold	Summary Forfeiture	95	19	---	76
Controlled Substance	10/09/2023	Coin Collection		Property Sold	Administrative Forfeiture	96	19	---	77
Fleeing a Peace Officer	06/07/2023	Vehicle	2004 Dodge Neon	Salvage Yard	Judicial Forfeiture	333	238	---	95
DUI-Related	06/07/2023	Vehicle	2000 Saturn SW	Salvage Yard	Administrative Forfeiture	333	232	---	101
Firearm Possession	10/09/2023	Firearm	Remington Guns - 12 Gauge - Shotgun	Property Sold	Summary Forfeiture	131	26	---	105
DUI-Related	06/30/2023	Vehicle	2010 Chevrolet HHR Panel FWD	Property Sold	Administrative Forfeiture	420	314	---	106
Firearm Possession	10/09/2023	Firearm	Cobra - 0.38 Caliber - Pistol	Property Sold	Summary Forfeiture	150	30	---	120
DUI-Related	06/07/2023	Vehicle	2002 Chevrolet Silverado	Salvage Yard	Administrative Forfeiture	333	213	---	120
Firearm Possession	10/09/2023	Firearm	Marlin - 0.22 Caliber - Rifle	Property Sold	Summary Forfeiture	160	32	---	128
Firearm Possession	10/09/2023	Firearm	Hi-Point - 9 Millimeter - Pistol	Property Sold	Summary Forfeiture	160	32	---	128
Controlled Substance	10/09/2023	Firearm	Savage - 0.22 Caliber - Rifle	Property Sold	Administrative Forfeiture	170	34	---	136
Controlled Substance	10/09/2023	Firearm	H&R - 12 Gauge - Shotgun	Property Sold	Administrative Forfeiture	180	36	---	144
Firearm Possession	10/09/2023	Firearm	Remington Guns - 0.22 Caliber - Rifle	Property Sold	Summary Forfeiture	235	35	---	200
Controlled Substance	06/30/2023	Vehicle	2002 Ford Explorer	Property Sold	Administrative Forfeiture	390	189	---	201
Firearm Possession	10/09/2023	Firearm	Ruger - 0.22 Caliber - Pistol	Property Sold	Summary Forfeiture	290	43	---	247
Controlled Substance	10/09/2023	Firearm	Mossberg - 0.3 Caliber - Rifle	Property Sold	Administrative Forfeiture	300	45	---	255
Firearm Possession	10/09/2023	Firearm	Beretta - 9 Millimeter - Pistol	Property Sold	Summary Forfeiture	310	46	---	264
Firearm Possession	10/09/2023	Firearm	Colt - 0.38 Caliber - Pistol	Property Sold	Summary Forfeiture	430	43	---	387
Firearm Possession	10/09/2023	Firearm	Pedersoli - 0.2 Caliber - Rifle	Property Sold	Summary Forfeiture	450	45	---	405
Controlled Substance	04/27/2023	Cash		Cash Forfeiture	Administrative Forfeiture	743	203	---	540
Controlled Substance	04/17/2023	Cash		Cash Forfeiture	Administrative Forfeiture	711	---	---	711
DUI-Related	06/30/2023	ATV	2005 Arctic Cat 500	Property Sold	Administrative Forfeiture	2,050	412	---	1,638
DUI-Related	06/30/2023	Vehicle	2004 Chevrolet Silverado	Property Sold	Administrative Forfeiture	2,100	335	---	1,765
Controlled Substance	06/30/2023	Vehicle	2007 Cadillac Escalade ESV 4WD	Property Sold	Administrative Forfeiture	2,750	307	---	2,443
Drive-by Shooting	03/09/2023	Vehicle	2007 Mercury Mountaineer	Property Sold	Administrative Forfeiture	2,651	150	---	2,501
Controlled Substance	06/30/2023	Vehicle	2005 Chevrolet Silverado	Property Sold	Administrative Forfeiture	2,850	108	---	2,742
DUI-Related	06/30/2023	Motorcycle	2007 Harley-Davidson Softail Deuce	Property Sold	Administrative Forfeiture	3,850	369	---	3,481
DUI-Related	06/30/2023	Vehicle	2004 Chevrolet Silverado	Property Sold	Administrative Forfeiture	8,700	397	---	8,303
Controlled Substance	03/14/2023	Cash		Cash Forfeiture	Administrative Forfeiture	20,407	---	---	20,407
Agency Total						\$52,049	\$4,208	\$---	\$47,890

*When expenses exceed the gross amount received, the net proceeds available for distribution are shown as zero.

Table 2A
Property Seized Subject to State Forfeiture - Final Disposition - 2023
Sorted by Agency and Net Proceeds

Entity and Crime	Disposition Date	Type of Property	Property Detail	Disposition of Property	Basis of Disposition	Gross Sales	Expenses Paid	Amount Returned	Net Proceeds*
Mille Lacs Tribal Police Department									
Fleeing a Peace Officer	01/02/2023	Vehicle	2013 Dodge Durango	Returned to Owner	Agreement	---	---	---	---
DUI-Related	04/19/2023	Vehicle	2015 Lincoln MKZ AWD	Property Retained	Administrative Forfeiture	---	---	---	---
Fleeing a Peace Officer	08/14/2023	Vehicle	2006 Volkswagen Passat	Returned to Owner	Agreement	200	200	---	---
Controlled Substance	09/27/2023	Vehicle	2006 Buick Lucerne	Property Sold	Administrative Forfeiture	507	240	---	267
Controlled Substance	06/13/2023	Cash		Cash Forfeiture	Administrative Forfeiture	294	---	---	294
Controlled Substance	01/09/2023	Cash		Cash Forfeiture	Administrative Forfeiture	537	---	---	537
Controlled Substance	02/13/2023	Cash		Cash Forfeiture	Administrative Forfeiture	571	---	---	571
Controlled Substance	09/27/2023	Cash		Cash Forfeiture	Administrative Forfeiture	1,151	---	---	1,151
Controlled Substance	09/27/2023	Cash		Cash Forfeiture	Administrative Forfeiture	1,354	---	---	1,354
Controlled Substance	10/03/2023	Cash		Cash Forfeiture	Administrative Forfeiture	1,675	---	---	1,675
Controlled Substance	04/11/2023	Vehicle	2014 Mercedes-Benz GLK350	Returned to Owner	Court Ordered Return	2,000	---	---	2,000
Controlled Substance	09/27/2023	Cash		Cash Forfeiture	Administrative Forfeiture	2,205	---	---	2,205
Controlled Substance	05/03/2023	Cash		Cash Forfeiture	Administrative Forfeiture	2,816	---	---	2,816
Controlled Substance	05/25/2023	Vehicle	2010 Mercedes-Benz C220	Property Sold	Administrative Forfeiture	3,560	125	---	3,435
Agency Total						\$16,870	\$565	\$---	\$16,305
Minneapolis Park Police Department									
DUI-Related	12/31/2023	Vehicle	1998 Chevrolet Malibu	Property Sold	Administrative Forfeiture	50	5	---	45
DUI-Related	12/31/2023	Vehicle	2008 Ford Explorer	Property Sold	Administrative Forfeiture	750	75	---	675
Agency Total						\$800	\$80	\$---	\$720
Minneapolis Police Department									
DUI-Related	03/31/2023	Vehicle	2008 Ford Explorer	Property Destroyed	Administrative Forfeiture	---	---	---	---
DUI-Related	03/31/2023	Vehicle	1997 Toyota Camry	Property Destroyed	Administrative Forfeiture	---	---	---	---
DUI-Related	03/31/2023	Vehicle	2001 Subaru Forester AWD	Property Destroyed	Administrative Forfeiture	---	---	---	---
DUI-Related	03/31/2023	Vehicle	2009 Chrysler Town and Country	Property Destroyed	Administrative Forfeiture	---	---	---	---
DUI-Related	02/23/2023	Vehicle	1998 Chevrolet Malibu	Property Destroyed	Administrative Forfeiture	---	---	---	---
Controlled Substance	05/10/2023	Firearm	H&R - 0.32 Caliber - Revolver	Retained for Destruction	Administrative Forfeiture	---	---	---	---
2nd Degree Arson	05/10/2023	Firearm	Remington Guns - 0.45 Caliber - Pistol	Property Destroyed	Administrative Forfeiture	---	---	---	---
2nd Degree Arson	01/01/2023	Firearm	Sig Sauer - 0.38 Caliber - Pistol	Retained for Destruction	Administrative Forfeiture	---	---	---	---
2nd Degree Assault	05/10/2023	Firearm	Kahr Arms - 0.38 Caliber - Pistol	Retained for Destruction	Administrative Forfeiture	---	---	---	---
Carrying a Rifle or Shotgun	05/10/2023	Firearm	Glock - 9 Millimeter - Pistol	Retained for Destruction	Administrative Forfeiture	---	---	---	---
2nd Degree Assault	05/10/2023	Firearm	Remington Guns - 0.22 Caliber - Rifle	Retained for Destruction	Administrative Forfeiture	---	---	---	---
2nd Degree Assault	05/10/2023	Firearm	Glock - 9 Millimeter - Pistol	Retained for Destruction	Administrative Forfeiture	---	---	---	---
2nd Degree Assault	05/10/2023	Firearm	Taurus - 0.38 Caliber - Pistol	Retained for Destruction	Administrative Forfeiture	---	---	---	---

*When expenses exceed the gross amount received, the net proceeds available for distribution are shown as zero.

Table 2A
Property Seized Subject to State Forfeiture - Final Disposition - 2023
Sorted by Agency and Net Proceeds

Entity and Crime	Disposition Date	Type of Property	Property Detail	Disposition of Property	Basis of Disposition	Gross Sales	Expenses Paid	Amount Returned	Net Proceeds*
Minneapolis Police Department (Continued)									
Carrying a Rifle or Shotgun	05/10/2023	Firearm	Smith and Wesson - 0.4 Caliber - Pistol	Property Destroyed	Administrative Forfeiture	---	---	---	---
Carrying a Rifle or Shotgun	05/10/2023	Firearm	Smith and Wesson - 0.4 Caliber - Pistol	Retained for Destruction	Administrative Forfeiture	---	---	---	---
Controlled Substance	05/10/2023	Firearm	Sig Sauer - 9 Millimeter - Pistol	Retained for Destruction	Administrative Forfeiture	---	---	---	---
Carrying a Rifle or Shotgun	05/10/2023	Firearm	Ruger - 0.45 Caliber - Pistol	Retained for Destruction	Administrative Forfeiture	---	---	---	---
Controlled Substance	05/10/2023	Firearm	Springfield - 0.4 Caliber - Pistol	Retained for Destruction	Administrative Forfeiture	---	---	---	---
Controlled Substance	05/10/2023	Firearm	Springfield - 0.4 Caliber - Pistol	Retained for Destruction	Administrative Forfeiture	---	---	---	---
Controlled Substance	05/10/2023	Firearm	Mossberg - 12 Gauge - Shotgun	Retained for Destruction	Administrative Forfeiture	---	---	---	---
Controlled Substance	05/10/2023	Firearm	Ruger - 9 Millimeter - Pistol	Retained for Destruction	Administrative Forfeiture	---	---	---	---
Controlled Substance	05/10/2023	Firearm	Taurus - 9 Millimeter - Pistol	Retained for Destruction	Administrative Forfeiture	---	---	---	---
Carrying a Rifle or Shotgun	05/10/2023	Firearm	Ruger - 0.38 Caliber - Pistol	Retained for Destruction	Administrative Forfeiture	---	---	---	---
Controlled Substance	05/10/2023	Firearm	Ruger - 9 Millimeter - Pistol	Retained for Destruction	Administrative Forfeiture	---	---	---	---
Controlled Substance	05/10/2023	Firearm	Taurus - 9 Millimeter - Pistol	Retained for Destruction	Administrative Forfeiture	---	---	---	---
2nd Degree Assault	05/10/2023	Firearm	Taurus - 0.45 Caliber - Pistol	Retained for Destruction	Administrative Forfeiture	---	---	---	---
Carrying a Rifle or Shotgun	05/10/2023	Firearm	Taurus - 9 Millimeter - Pistol	Retained for Destruction	Administrative Forfeiture	---	---	---	---
Drive-by Shooting	05/10/2023	Firearm	Smith and Wesson - 9 Millimeter - Pistol	Retained for Destruction	Summary Forfeiture	---	---	---	---
Controlled Substance	05/10/2023	Firearm	Ruger - 9 Millimeter - Pistol	Retained for Destruction	Administrative Forfeiture	---	---	---	---
Controlled Substance	05/10/2023	Firearm	Panther Arms - 8 Millimeter - Rifle	Retained for Destruction	Summary Forfeiture	---	---	---	---
Carrying a Rifle or Shotgun	05/10/2023	Firearm	Taurus - 9 Millimeter - Pistol	Retained for Destruction	Administrative Forfeiture	---	---	---	---
Carrying a Rifle or Shotgun	05/10/2023	Firearm	Taurus - 0.36 Caliber - Revolver	Retained for Destruction	Administrative Forfeiture	---	---	---	---
Controlled Substance	05/10/2023	Firearm	Glock - 0.45 Caliber - Pistol	Retained for Destruction	Summary Forfeiture	---	---	---	---
Controlled Substance	05/10/2023	Firearm	Ruger - 0.38 Caliber - Pistol	Retained for Destruction	Summary Forfeiture	---	---	---	---
Controlled Substance	05/10/2023	Firearm	Masterpiece Arms - 0.4 Caliber - Pistol	Retained for Destruction	Summary Forfeiture	---	---	---	---
Drive-by Shooting	05/10/2023	Firearm	Glock - 0.4 Caliber - Pistol	Retained for Destruction	Summary Forfeiture	---	---	---	---
Carrying a Rifle or Shotgun	05/10/2023	Firearm	Ruger - 0.38 Caliber - Pistol	Retained for Destruction	Administrative Forfeiture	---	---	---	---
Controlled Substance	05/10/2023	Firearm	FMK Freedom Arms - 9 Millimeter - Pistol	Retained for Destruction	Summary Forfeiture	---	---	---	---
Controlled Substance	05/10/2023	Firearm	Taurus - 0.36 Caliber - Revolver	Retained for Destruction	Summary Forfeiture	---	---	---	---
Firearm Possession	05/10/2023	Firearm	Springfield - 9 Millimeter - Pistol	Retained for Destruction	Summary Forfeiture	---	---	---	---
Carrying a Rifle or Shotgun	05/10/2023	Firearm	Taurus - 9 Millimeter - Pistol	Retained for Destruction	Administrative Forfeiture	---	---	---	---
Carrying a Rifle or Shotgun	05/10/2023	Firearm	Glock - 5 Millimeter - Pistol	Retained for Destruction	Administrative Forfeiture	---	---	---	---
Controlled Substance	05/10/2023	Firearm	Kel-Tec - 9 Millimeter - Pistol	Retained for Destruction	Summary Forfeiture	---	---	---	---
Controlled Substance	05/10/2023	Firearm	Sig Sauer - 9 Millimeter - Pistol	Retained for Destruction	Summary Forfeiture	---	---	---	---
DUI-Related	05/10/2023	Firearm	Springfield - 0.4 Caliber - Pistol	Retained for Destruction	Summary Forfeiture	---	---	---	---
Firearm Possession	05/10/2023	Firearm	Amadeo Rossi - 0.38 Caliber - Revolver	Retained for Destruction	Administrative Forfeiture	---	---	---	---
Controlled Substance	05/10/2023	Firearm	Glock - 0.4 Caliber - Pistol	Retained for Destruction	Administrative Forfeiture	---	---	---	---

*When expenses exceed the gross amount received, the net proceeds available for distribution are shown as zero.

Table 2A
Property Seized Subject to State Forfeiture - Final Disposition - 2023
Sorted by Agency and Net Proceeds

Entity and Crime	Disposition Date	Type of Property	Property Detail	Disposition of Property	Basis of Disposition	Gross Sales	Expenses Paid	Amount Returned	Net Proceeds*
Minneapolis Police Department (Continued)									
Carrying a Rifle or Shotgun	05/10/2023	Firearm	Ruger - 0.38 Caliber - Pistol	Retained for Destruction	Summary Forfeiture	---	---	---	---
Controlled Substance	05/10/2023	Firearm	Intrac Arms - 9 Millimeter - Pistol	Retained for Destruction	Summary Forfeiture	---	---	---	---
Controlled Substance	05/10/2023	Firearm	Kahr Arms - 9 Millimeter - Pistol	Retained for Destruction	Summary Forfeiture	---	---	---	---
Escape From Custody	05/10/2023	Firearm	Taurus - 9 Millimeter - Pistol	Retained for Destruction	Administrative Forfeiture	---	---	---	---
Controlled Substance	05/10/2023	Firearm	Bryco Arms - 0.38 Caliber - Pistol	Retained for Destruction	Summary Forfeiture	---	---	---	---
Controlled Substance	05/10/2023	Firearm	Taurus - 9 Millimeter - Pistol	Retained for Destruction	Summary Forfeiture	---	---	---	---
Carrying a Rifle or Shotgun	05/10/2023	Firearm	Ruger - 9 Millimeter - Pistol	Retained for Destruction	Administrative Forfeiture	---	---	---	---
Carrying a Rifle or Shotgun	05/10/2023	Firearm	Taurus - 9 Millimeter - Pistol	Retained for Destruction	Administrative Forfeiture	---	---	---	---
Carrying a Rifle or Shotgun	05/10/2023	Firearm	Taurus - 9 Millimeter - Pistol	Retained for Destruction	Administrative Forfeiture	---	---	---	---
DUI-Related	05/10/2023	Firearm	Taurus - 9 Millimeter - Pistol	Retained for Destruction	Administrative Forfeiture	---	---	---	---
Carrying a Rifle or Shotgun	05/10/2023	Firearm	Ruger - 9 Millimeter - Pistol	Retained for Destruction	Administrative Forfeiture	---	---	---	---
Firearm Possession	05/10/2023	Firearm	Sig Sauer - 9 Millimeter - Pistol	Retained for Destruction	Administrative Forfeiture	---	---	---	---
Firearm Possession	05/10/2023	Firearm	Taurus - 0.38 Caliber - Revolver	Retained for Destruction	Summary Forfeiture	---	---	---	---
Firearm Possession	05/10/2023	Firearm	HWA - 0.45 Caliber - Pistol	Retained for Destruction	Administrative Forfeiture	---	---	---	---
Firearm Possession	05/10/2023	Firearm	Smith and Wesson - 0.4 Caliber - Pistol	Retained for Destruction	Summary Forfeiture	---	---	---	---
Carrying a Rifle or Shotgun	05/10/2023	Firearm	Smith and Wesson - 0.38 Caliber - Revolver	Retained for Destruction	Administrative Forfeiture	---	---	---	---
Carrying a Rifle or Shotgun	05/10/2023	Firearm	H&R - 0.22 Caliber - Revolver	Retained for Destruction	Administrative Forfeiture	---	---	---	---
Carrying a Rifle or Shotgun	05/10/2023	Firearm	Herbert Schmitt - 0.22 Caliber - Revolver	Retained for Destruction	Administrative Forfeiture	---	---	---	---
Carrying a Rifle or Shotgun	05/10/2023	Firearm	Glock - 0.36 Caliber - Pistol	Retained for Destruction	Administrative Forfeiture	---	---	---	---
Carrying a Rifle or Shotgun	05/10/2023	Firearm	Walther - 9 Millimeter - Pistol	Retained for Destruction	Administrative Forfeiture	---	---	---	---
Carrying a Rifle or Shotgun	05/10/2023	Firearm	Smith and Wesson - 0.4 Caliber - Pistol	Retained for Destruction	Administrative Forfeiture	---	---	---	---
Controlled Substance	05/10/2023	Firearm	FN - 0.4 Caliber - Pistol	Retained for Destruction	Summary Forfeiture	---	---	---	---
Controlled Substance	05/10/2023	Firearm	Springfield - 9 Millimeter - Pistol	Retained for Destruction	Summary Forfeiture	---	---	---	---
Controlled Substance	05/10/2023	Firearm	Smith and Wesson - 0.4 Caliber - Pistol	Retained for Destruction	Administrative Forfeiture	---	---	---	---
Carrying a Rifle or Shotgun	05/10/2023	Firearm	Glock - 9 Millimeter - Pistol	Retained for Destruction	Administrative Forfeiture	---	---	---	---
Controlled Substance	05/10/2023	Firearm	Hi-Point - 0.45 Caliber - Pistol	Retained for Destruction	Administrative Forfeiture	---	---	---	---
Controlled Substance	03/23/2023	Firearm	Glock - 0.4 Caliber - Unknown	Property Destroyed	Administrative Forfeiture	---	---	---	---
Controlled Substance	05/10/2023	Firearm	Smith and Wesson - 0.45 Caliber - Pistol	Retained for Destruction	Summary Forfeiture	---	---	---	---
Carrying a Rifle or Shotgun	05/10/2023	Firearm	Springfield - 0.4 Caliber - Pistol	Retained for Destruction	Administrative Forfeiture	---	---	---	---
Controlled Substance	05/10/2023	Firearm	Sarsilmaz - 9 Millimeter - Pistol	Retained for Destruction	Summary Forfeiture	---	---	---	---
Carrying a Rifle or Shotgun	05/10/2023	Firearm	Ruger - 0.22 Caliber - Revolver	Retained for Destruction	Administrative Forfeiture	---	---	---	---
Controlled Substance	05/10/2023	Firearm	Smith and Wesson - 0.4 Caliber - Pistol	Retained for Destruction	Summary Forfeiture	---	---	---	---
Controlled Substance	05/10/2023	Firearm	Smith and Wesson - 0.38 Caliber - Pistol	Retained for Destruction	Summary Forfeiture	---	---	---	---
Controlled Substance	05/10/2023	Firearm	Scpy - 9 Millimeter - Pistol	Retained for Destruction	Summary Forfeiture	---	---	---	---

*When expenses exceed the gross amount received, the net proceeds available for distribution are shown as zero.

Table 2A
Property Seized Subject to State Forfeiture - Final Disposition - 2023
Sorted by Agency and Net Proceeds

Entity and Crime	Disposition Date	Type of Property	Property Detail	Disposition of Property	Basis of Disposition	Gross Sales	Expenses Paid	Amount Returned	Net Proceeds*
Minneapolis Police Department (Continued)									
Controlled Substance	05/10/2023	Firearm	Taurus - 9 Millimeter - Pistol	Retained for Destruction	Summary Forfeiture	---	---	---	---
Carrying a Rifle or Shotgun	05/10/2023	Firearm	Springfield - 0.4 Caliber - Pistol	Retained for Destruction	Administrative Forfeiture	---	---	---	---
Carrying a Rifle or Shotgun	05/10/2023	Firearm	Jimenez - 0.38 Caliber - Pistol	Retained for Destruction	Administrative Forfeiture	---	---	---	---
Controlled Substance	05/10/2023	Firearm	Colt - 0.38 Caliber - Revolver	Retained for Destruction	Administrative Forfeiture	---	---	---	---
Controlled Substance	05/10/2023	Firearm	Springfield - 9 Millimeter - Pistol	Retained for Destruction	Summary Forfeiture	---	---	---	---
Controlled Substance	05/10/2023	Firearm	Colt - 0.36 Caliber - Revolver	Retained for Destruction	Summary Forfeiture	---	---	---	---
Controlled Substance	05/10/2023	Firearm	Glock - 0.45 Caliber - Pistol	Retained for Destruction	Summary Forfeiture	---	---	---	---
Controlled Substance	05/10/2023	Firearm	Taurus - 0.45 Caliber - Pistol	Retained for Destruction	Summary Forfeiture	---	---	---	---
Carrying a Rifle or Shotgun	05/10/2023	Firearm	Taurus - 9 Millimeter - Pistol	Retained for Destruction	Administrative Forfeiture	---	---	---	---
Controlled Substance	05/10/2023	Firearm	Jimenez - 9 Millimeter - Pistol	Retained for Destruction	Summary Forfeiture	---	---	---	---
Controlled Substance	05/10/2023	Firearm	Walther - 9 Millimeter - Pistol	Retained for Destruction	Summary Forfeiture	---	---	---	---
Controlled Substance	05/10/2023	Firearm	Taurus - 9 Millimeter - Pistol	Retained for Destruction	Summary Forfeiture	---	---	---	---
Controlled Substance	05/10/2023	Firearm	Glock - 9 Millimeter - Pistol	Retained for Destruction	Summary Forfeiture	---	---	---	---
Controlled Substance	05/10/2023	Firearm	Kel-Tec - 9 Millimeter - Pistol	Retained for Destruction	Summary Forfeiture	---	---	---	---
Controlled Substance	05/10/2023	Firearm	Magnum - 0.38 Caliber - Pistol	Retained for Destruction	Summary Forfeiture	---	---	---	---
Carrying a Rifle or Shotgun	05/10/2023	Firearm	Smith and Wesson - 9 Millimeter - Pistol	Retained for Destruction	Administrative Forfeiture	---	---	---	---
Controlled Substance	05/10/2023	Firearm	Charter Arms - 0.4 Caliber - Pistol	Retained for Destruction	Summary Forfeiture	---	---	---	---
Controlled Substance	05/10/2023	Firearm	Kahr Arms - 9 Millimeter - Pistol	Retained for Destruction	Summary Forfeiture	---	---	---	---
Firearm Possession	05/10/2023	Firearm	J.C.Higgins - 20 Gauge - Shotgun	Retained for Destruction	Administrative Forfeiture	---	---	---	---
Firearm Possession	05/10/2023	Firearm	Wesson - 0.36 Caliber - Revolver	Retained for Destruction	Administrative Forfeiture	---	---	---	---
Carrying a Rifle or Shotgun	05/10/2023	Firearm	CZ-USA - 9 Millimeter - Pistol	Retained for Destruction	Administrative Forfeiture	---	---	---	---
Carrying a Rifle or Shotgun	05/10/2023	Firearm	Springfield - 9 Millimeter - Pistol	Retained for Destruction	Administrative Forfeiture	---	---	---	---
Controlled Substance	05/10/2023	Firearm	Ruger - 0.38 Caliber - Pistol	Retained for Destruction	Summary Forfeiture	---	---	---	---
Controlled Substance	05/10/2023	Firearm	Taurus - 9 Millimeter - Pistol	Retained for Destruction	Summary Forfeiture	---	---	---	---
Controlled Substance	05/10/2023	Firearm	Savage - 0.22 Caliber - Rifle	Retained for Destruction	Summary Forfeiture	---	---	---	---
Controlled Substance	05/10/2023	Firearm	Glock - 9 Millimeter - Pistol	Retained for Destruction	Summary Forfeiture	---	---	---	---
Carrying a Rifle or Shotgun	05/10/2023	Firearm	Smith and Wesson - 0.4 Caliber - Pistol	Retained for Destruction	Summary Forfeiture	---	---	---	---
Controlled Substance	05/10/2023	Firearm	Czechoslovakia - 9 Millimeter - Pistol	Retained for Destruction	Summary Forfeiture	---	---	---	---
Carrying a Rifle or Shotgun	05/10/2023	Firearm	Polymer 80 - 9 Millimeter - Pistol	Retained for Destruction	Administrative Forfeiture	---	---	---	---
Carrying a Rifle or Shotgun	05/10/2023	Firearm	FN - 9 Millimeter - Pistol	Retained for Destruction	Summary Forfeiture	---	---	---	---
Firearm Possession	05/10/2023	Firearm	Glock - 9 Millimeter - Pistol	Retained for Destruction	Summary Forfeiture	---	---	---	---
Firearm Possession	05/10/2023	Firearm	Glock - 0.4 Caliber - Pistol	Retained for Destruction	Summary Forfeiture	---	---	---	---
Firearm Possession	05/10/2023	Firearm	Taurus - 9 Millimeter - Pistol	Retained for Destruction	Summary Forfeiture	---	---	---	---
Firearm Possession	05/10/2023	Firearm	Astra - 9 Millimeter - Pistol	Retained for Destruction	Summary Forfeiture	---	---	---	---

*When expenses exceed the gross amount received, the net proceeds available for distribution are shown as zero.

Table 2A
Property Seized Subject to State Forfeiture - Final Disposition - 2023
Sorted by Agency and Net Proceeds

Entity and Crime	Disposition Date	Type of Property	Property Detail	Disposition of Property	Basis of Disposition	Gross Sales	Expenses Paid	Amount Returned	Net Proceeds*
Minneapolis Police Department (Continued)									
Controlled Substance	05/10/2023	Firearm	Smith and Wesson - 0.38 Caliber - Pistol	Retained for Destruction	Summary Forfeiture	---	---	---	---
Firearm Possession	05/10/2023	Firearm	Colt - 0.45 Caliber - Revolver	Retained for Destruction	Summary Forfeiture	---	---	---	---
Firearm Possession	05/10/2023	Firearm	Glock - 0.36 Caliber - Pistol	Retained for Destruction	Summary Forfeiture	---	---	---	---
Firearm Possession	05/10/2023	Firearm	Walther - 9 Millimeter - Pistol	Retained for Destruction	Summary Forfeiture	---	---	---	---
Firearm Possession	05/10/2023	Firearm	Taurus - 9 Millimeter - Pistol	Retained for Destruction	Summary Forfeiture	---	---	---	---
Firearm Possession	05/10/2023	Firearm	Glock - 0.45 Caliber - Pistol	Retained for Destruction	Summary Forfeiture	---	---	---	---
Firearm Possession	05/10/2023	Firearm	Glock - 10 Millimeter - Pistol	Retained for Destruction	Summary Forfeiture	---	---	---	---
Firearm Possession	05/10/2023	Firearm	Springfield - 20 Gauge - Shotgun	Retained for Destruction	Summary Forfeiture	---	---	---	---
Firearm Possession	05/10/2023	Firearm	Walther - 0.38 Caliber - Pistol	Retained for Destruction	Summary Forfeiture	---	---	---	---
Firearm Possession	05/10/2023	Firearm	Ruger - 9 Millimeter - Pistol	Retained for Destruction	Summary Forfeiture	---	---	---	---
Firearm Possession	05/10/2023	Firearm	Rg Industries - 0.38 Caliber - Revolver	Retained for Destruction	Summary Forfeiture	---	---	---	---
Firearm Possession	05/10/2023	Firearm	Taurus - 9 Millimeter - Pistol	Retained for Destruction	Summary Forfeiture	---	---	---	---
Firearm Possession	05/10/2023	Firearm	Sig Sauer - 9 Millimeter - Pistol	Retained for Destruction	Summary Forfeiture	---	---	---	---
Firearm Possession	05/10/2023	Firearm	Smith and Wesson - 0.38 Caliber - Revolver	Retained for Destruction	Summary Forfeiture	---	---	---	---
Firearm Possession	05/10/2023	Firearm	Glock - 9 Millimeter - Pistol	Retained for Destruction	Summary Forfeiture	---	---	---	---
Firearm Possession	05/10/2023	Firearm	Browning - 0.22 Caliber - Rifle	Retained for Destruction	Judicial Forfeiture	---	---	---	---
Firearm Possession	05/10/2023	Firearm	Taurus - 0.38 Caliber - Pistol	Retained for Destruction	Judicial Forfeiture	---	---	---	---
Firearm Possession	05/10/2023	Firearm	Glock - 9 Millimeter - Pistol	Retained for Destruction	Judicial Forfeiture	---	---	---	---
2nd Degree Assault	05/10/2023	Firearm	Glock - 9 Millimeter - Pistol	Retained for Destruction	Judicial Forfeiture	---	---	---	---
2nd Degree Assault	05/10/2023	Firearm	Phoenix Arms - 0.22 Caliber - Pistol	Retained for Destruction	Judicial Forfeiture	---	---	---	---
2nd Degree Assault	05/10/2023	Firearm	Glock - 9 Millimeter - Pistol	Retained for Destruction	Judicial Forfeiture	---	---	---	---
Carrying a Rifle or Shotgun	05/10/2023	Firearm	Glock - 9 Millimeter - Pistol	Retained for Destruction	Judicial Forfeiture	---	---	---	---
Carrying a Rifle or Shotgun	05/10/2023	Firearm	American Arms - 0.45 Caliber - Revolver	Retained for Destruction	Judicial Forfeiture	---	---	---	---
Carrying a Rifle or Shotgun	05/10/2023	Firearm	Glock - 0.4 Caliber - Pistol	Retained for Destruction	Administrative Forfeiture	---	---	---	---
Carrying a Rifle or Shotgun	05/10/2023	Firearm	Ruger - 0.4 Caliber - Pistol	Retained for Destruction	Administrative Forfeiture	---	---	---	---
DUI-Related	05/10/2023	Firearm	Smith and Wesson - 9 Millimeter - Pistol	Retained for Destruction	Judicial Forfeiture	---	---	---	---
DUI-Related	05/10/2023	Firearm	Glock - 9 Millimeter - Pistol	Retained for Destruction	Judicial Forfeiture	---	---	---	---
Carrying a Rifle or Shotgun	05/10/2023	Firearm	Springfield - 9 Millimeter - Pistol	Retained for Destruction	Judicial Forfeiture	---	---	---	---
Carrying a Rifle or Shotgun	05/10/2023	Firearm	Smith and Wesson - 9 Millimeter - Pistol	Retained for Destruction	Judicial Forfeiture	---	---	---	---
DUI-Related	05/10/2023	Firearm	Glock - 0.4 Caliber - Pistol	Retained for Destruction	Judicial Forfeiture	---	---	---	---
Controlled Substance	04/13/2023	Cash		Cash Forfeiture	Judicial Forfeiture	5,823	---	10,000	---
Controlled Substance	04/05/2023	Cash		Cash Forfeiture	Judicial Forfeiture	26	---	---	26
Controlled Substance	09/12/2023	Cash		Cash Forfeiture	Administrative Forfeiture	338	---	---	338
Controlled Substance	08/08/2023	Cash		Cash Forfeiture	Administrative Forfeiture	405	---	---	405

*When expenses exceed the gross amount received, the net proceeds available for distribution are shown as zero.

Table 2A
Property Seized Subject to State Forfeiture - Final Disposition - 2023
Sorted by Agency and Net Proceeds

Entity and Crime	Disposition Date	Type of Property	Property Detail	Disposition of Property	Basis of Disposition	Gross Sales	Expenses Paid	Amount Returned	Net Proceeds*
Minneapolis Police Department (Continued)									
Controlled Substance	04/06/2023	Cash		Cash Forfeiture	Judicial Forfeiture	423	---	---	423
Controlled Substance	04/11/2023	Cash		Cash Forfeiture	Judicial Forfeiture	555	---	---	555
Controlled Substance	09/13/2023	Cash		Cash Forfeiture	Administrative Forfeiture	578	---	---	578
Controlled Substance	04/13/2023	Cash		Cash Forfeiture	Judicial Forfeiture	602	---	---	602
Controlled Substance	08/02/2023	Cash		Cash Forfeiture	Administrative Forfeiture	988	---	---	988
Controlled Substance	09/22/2023	Cash		Cash Forfeiture	Administrative Forfeiture	1,193	---	---	1,193
Controlled Substance	04/13/2023	Cash		Cash Forfeiture	Judicial Forfeiture	1,283	---	---	1,283
Controlled Substance	09/12/2023	Cash		Cash Forfeiture	Administrative Forfeiture	1,485	---	---	1,485
Controlled Substance	04/13/2023	Cash		Cash Forfeiture	Judicial Forfeiture	1,693	---	---	1,693
Controlled Substance	06/14/2023	Cash		Cash Forfeiture	Judicial Forfeiture	2,442	---	---	2,442
Controlled Substance	09/12/2023	Cash		Cash Forfeiture	Administrative Forfeiture	3,581	---	---	3,581
Controlled Substance	04/13/2023	Cash		Cash Forfeiture	Judicial Forfeiture	4,138	---	---	4,138
Controlled Substance	04/13/2023	Cash		Cash Forfeiture	Judicial Forfeiture	9,724	---	---	9,724
Controlled Substance	07/27/2023	Cash		Cash Forfeiture	Administrative Forfeiture	12,082	---	---	12,082
Controlled Substance	04/13/2023	Cash		Cash Forfeiture	Judicial Forfeiture	12,329	---	---	12,329
Controlled Substance	08/02/2023	Cash		Cash Forfeiture	Administrative Forfeiture	15,146	---	---	15,146
Controlled Substance	04/13/2023	Cash		Cash Forfeiture	Administrative Forfeiture	23,164	---	---	23,164
Controlled Substance	05/17/2023	Cash		Cash Forfeiture	Judicial Forfeiture	59,377	---	---	59,377
Agency Total						\$157,375	\$---	\$10,000	\$151,552

*When expenses exceed the gross amount received, the net proceeds available for distribution are shown as zero.

Table 2A
Property Seized Subject to State Forfeiture - Final Disposition - 2023
Sorted by Agency and Net Proceeds

Entity and Crime	Disposition Date	Type of Property	Property Detail	Disposition of Property	Basis of Disposition	Gross Sales	Expenses Paid	Amount Returned	Net Proceeds*
Minnesota River Valley Drug Task Force									
Controlled Substance	11/28/2023	Firearm	Mossberg - 0.22 Caliber - Rifle	Property Destroyed	Administrative Forfeiture	---	---	---	---
Controlled Substance	11/28/2023	Firearm	Springfield - 0.22 Caliber - Rifle	Property Destroyed	Administrative Forfeiture	---	---	---	---
Controlled Substance	11/28/2023	Firearm	Velocity - 9 Millimeter - Rifle	Property Destroyed	Administrative Forfeiture	---	---	---	---
Controlled Substance	11/28/2023	Firearm	Smith and Wesson - 0.45 Caliber - Pistol	Property Sold	Administrative Forfeiture	50	---	---	50
Controlled Substance	11/28/2023	Firearm	Taurus - 9 Millimeter - Pistol	Property Sold	Administrative Forfeiture	50	---	---	50
Controlled Substance	11/28/2023	Firearm	Taurus - 9 Millimeter - Pistol	Property Sold	Administrative Forfeiture	50	---	---	50
Controlled Substance	11/28/2023	Firearm	Taurus - 0.38 Caliber - Pistol	Property Sold	Administrative Forfeiture	50	---	---	50
Controlled Substance	11/28/2023	Firearm	Ruger - 9 Millimeter - Pistol	Property Sold	Administrative Forfeiture	50	---	---	50
Controlled Substance	10/31/2023	Firearm	Kimber - 9 Millimeter - Pistol	Property Sold	Summary Forfeiture	150	---	---	150
Controlled Substance	10/26/2023	Firearm	Glock - 0.4 Caliber - Pistol	Property Sold	Administrative Forfeiture	150	---	---	150
Controlled Substance	04/26/2023	Cash		Cash Forfeiture	Administrative Forfeiture	570	---	---	570
Controlled Substance	10/31/2023	Cash		Cash Forfeiture	Administrative Forfeiture	745	---	---	745
Controlled Substance	07/17/2023	Cash		Cash Forfeiture	Administrative Forfeiture	2,007	---	---	2,007
Controlled Substance	02/01/2023	Cash		Cash Forfeiture	Administrative Forfeiture	4,500	---	2,100	2,400
Controlled Substance	09/21/2023	Cash		Cash Forfeiture	Administrative Forfeiture	5,100	---	---	5,100
Controlled Substance	08/17/2023	Vehicle	2015 Audi A3	Property Sold	Administrative Forfeiture	7,850	596	---	7,254
Agency Total						\$21,322	\$596	\$2,100	\$18,626
Minnesota State Patrol									
DUI-Related	07/25/2023	ATV	2007 Honda TRX420FE	Returned to Owner	Administrative Forfeiture	---	490	---	---
DUI-Related	06/30/2023	Vehicle	2015 Toyota Avalon	Returned per Agreement	Administrative Forfeiture	---	---	---	---
Fleeing a Peace Officer	04/06/2023	Vehicle	2005 Chevrolet Monte Carlo	Property Abandoned	Judicial Forfeiture	---	---	---	---
Fleeing a Peace Officer	04/17/2023	Vehicle	2007 Dodge Grand Caravan	Property Abandoned	Judicial Forfeiture	---	---	---	---
Fleeing a Peace Officer	06/22/2023	Vehicle	2010 Nissan Murano	Property Abandoned	Judicial Forfeiture	---	---	---	---
Fleeing a Peace Officer	07/07/2023	Vehicle	2002 Chevrolet Avalanche	Property Abandoned	Judicial Forfeiture	---	---	---	---
DUI-Related	08/23/2023	Vehicle	2011 Jeep Grand Cherokee 2WD	Returned per Agreement	Administrative Forfeiture	---	---	---	---
Fleeing a Peace Officer	09/20/2023	Vehicle	2012 Jeep Patriot 2WD	Property Abandoned	Agreement	---	---	---	---
Vehicular Operation	04/18/2023	Vehicle	2002 Mercury Villager	Property Abandoned	Judicial Forfeiture	---	---	---	---
Controlled Substance	08/22/2023	Vehicle	2015 Volkswagen Passat	Property Retained	Administrative Forfeiture	---	---	---	---
DUI-Related	04/03/2023	Vehicle	2014 Subaru Outback AWD	Returned per Agreement	Administrative Forfeiture	---	---	---	---
Fleeing a Peace Officer	11/17/2023	Vehicle	2015 Jeep Cherokee 2WD	Returned to Owner	Judicial Forfeiture	---	---	---	---
Fleeing a Peace Officer	12/12/2023	Vehicle	2011 BMW 535i	Returned to Owner	Judicial Forfeiture	---	465	---	---
DUI-Related	11/20/2023	Vehicle	2013 Volkswagen Jetta	Returned per Agreement	Administrative Forfeiture	---	---	---	---
Fleeing a Peace Officer	09/26/2023	Vehicle	2016 Chevrolet Cruze	Property Abandoned	Judicial Forfeiture	---	---	---	---

*When expenses exceed the gross amount received, the net proceeds available for distribution are shown as zero.

Table 2A
Property Seized Subject to State Forfeiture - Final Disposition - 2023
Sorted by Agency and Net Proceeds

Entity and Crime	Disposition Date	Type of Property	Property Detail	Disposition of Property	Basis of Disposition	Gross Sales	Expenses Paid	Amount Returned	Net Proceeds*
Minnesota State Patrol (Continued)									
DUI-Related	04/06/2023	Vehicle	1999 Mazda Protege	Returned to Owner	Administrative Forfeiture	---	---	---	---
Controlled Substance	06/09/2023	Vehicle	2013 Chrysler 200	Returned to Owner	Court Ordered Return	---	172	---	---
DUI-Related	11/27/2023	Vehicle	2012 Dodge Ram	Returned per Agreement	Administrative Forfeiture	---	---	---	---
Fleeing a Peace Officer	04/17/2023	Vehicle	2012 Dodge Avenger	Property Abandoned	Administrative Forfeiture	---	---	---	---
Controlled Substance	10/10/2023	Vehicle	2008 Pontiac Vibe	Property Abandoned	Administrative Forfeiture	---	---	---	---
Fleeing a Peace Officer	02/06/2023	Vehicle	1997 GMC Suburban 1500 2WD	Property Abandoned	Judicial Forfeiture	---	---	---	---
DUI-Related	11/16/2023	Vehicle	2010 Nissan 370Z	Returned per Agreement	Administrative Forfeiture	---	---	---	---
DUI-Related	08/01/2023	Vehicle	1999 Oldsmobile Eighty-Eight	Property Abandoned	Administrative Forfeiture	---	---	---	---
Fleeing a Peace Officer	08/21/2023	Vehicle	2014 Dodge Avenger	Returned to Owner	Judicial Forfeiture	---	2	---	---
Controlled Substance	03/23/2023	Vehicle	2003 Lincoln Aviator 2WD	Property Abandoned	Administrative Forfeiture	---	---	---	---
DUI-Related	09/21/2023	Vehicle	2014 Maserati Ghibli S RWD	Returned per Agreement	Administrative Forfeiture	---	---	---	---
DUI-Related	05/03/2023	Vehicle	2017 Chevrolet Impala	Returned per Agreement	Administrative Forfeiture	---	---	---	---
Fleeing a Peace Officer	10/10/2023	Vehicle	2006 Chrysler Town and Country	Property Abandoned	Judicial Forfeiture	---	---	---	---
Fleeing a Peace Officer	10/17/2023	Vehicle	2016 Nissan Altima	Returned to Owner	Judicial Forfeiture	---	357	---	---
Fleeing a Peace Officer	03/09/2023	Vehicle	2018 Nissan Sentra	Property Sold	Judicial Forfeiture	---	---	---	---
DUI-Related	09/14/2023	Vehicle	2006 Buick Lucerne	Returned per Agreement	Administrative Forfeiture	---	---	---	---
DUI-Related	12/15/2023	Vehicle	2015 Ford Taurus	Property Abandoned	Administrative Forfeiture	---	---	---	---
DUI-Related	05/16/2023	Vehicle	2005 Chevrolet Suburban	Returned per Agreement	Administrative Forfeiture	---	---	---	---
DUI-Related	06/09/2023	Vehicle	2008 Lincoln Navigator 2WD	Returned to Owner	Administrative Forfeiture	---	571	---	---
Fleeing a Peace Officer	05/25/2023	Vehicle	2005 Buick Rendezvous FWD	Property Abandoned	Judicial Forfeiture	---	---	---	---
DUI-Related	12/11/2023	Vehicle	2012 Cadillac Escalade 2WD	Returned to Owner	Administrative Forfeiture	---	1,540	---	---
Fleeing a Peace Officer	08/01/2023	Vehicle	2002 Buick Century	Property Abandoned	Judicial Forfeiture	---	---	---	---
DUI-Related	04/24/2023	Vehicle	2007 Buick Lucerne	Property Abandoned	Administrative Forfeiture	---	---	---	---
DUI-Related	09/22/2023	Vehicle	2020 Ford F150	Returned to Owner	Administrative Forfeiture	---	357	---	---
DUI-Related	07/07/2023	Vehicle	2008 Chevrolet Impala	Returned to Owner	Administrative Forfeiture	---	---	---	---
Fleeing a Peace Officer	04/24/2023	Vehicle	2007 Volkswagen GTI	Property Abandoned	Judicial Forfeiture	---	---	---	---
Fleeing a Peace Officer	09/15/2023	Vehicle	2006 Ford Mustang	Returned to Owner	Judicial Forfeiture	---	2	---	---
Fleeing a Peace Officer	04/07/2023	Vehicle	2011 Ford Fiesta	Property Abandoned	Judicial Forfeiture	---	---	---	---
Fleeing a Peace Officer	09/20/2023	Vehicle	2005 Toyota Camry	Property Abandoned	Judicial Forfeiture	---	---	---	---
Fleeing a Peace Officer	08/01/2023	Vehicle	2007 Lincoln MKX AWD	Property Abandoned	Judicial Forfeiture	---	---	---	---
DUI-Related	10/06/2023	Vehicle	2015 Volkswagen Jetta	Returned per Agreement	Administrative Forfeiture	---	---	---	---
Controlled Substance	10/31/2023	Vehicle	2000 Pontiac Grand Prix	Property Abandoned	Administrative Forfeiture	---	---	---	---
Fleeing a Peace Officer	05/11/2023	Vehicle	2006 Pontiac Grand Prix	Property Abandoned	Administrative Forfeiture	---	---	---	---
DUI-Related	10/31/2023	Vehicle	2018 Kia Optima	Property Abandoned	Administrative Forfeiture	---	---	---	---

*When expenses exceed the gross amount received, the net proceeds available for distribution are shown as zero.

Table 2A
Property Seized Subject to State Forfeiture - Final Disposition - 2023
Sorted by Agency and Net Proceeds

Entity and Crime	Disposition Date	Type of Property	Property Detail	Disposition of Property	Basis of Disposition	Gross Sales	Expenses Paid	Amount Returned	Net Proceeds*
Minnesota State Patrol (Continued)									
Fleeing a Peace Officer	04/17/2023	Vehicle	2007 Cadillac STS	Property Abandoned	Administrative Forfeiture	---	---	---	---
DUI-Related	08/07/2023	Vehicle	2009 Ford Escape	Returned per Agreement	Administrative Forfeiture	---	---	---	---
DUI-Related	05/03/2023	Vehicle	2002 Honda CR-V 2WD	Returned per Agreement	Administrative Forfeiture	---	---	---	---
Fleeing a Peace Officer	10/05/2023	Vehicle	2008 Ford Edge	Property Abandoned	Judicial Forfeiture	---	---	---	---
Controlled Substance	06/16/2023	Vehicle	2009 Chevrolet Impala	Property Abandoned	Administrative Forfeiture	---	---	---	---
DUI-Related	12/21/2023	Vehicle	2015 Hyundai Santa Fe 2WD	Returned to Owner	Administrative Forfeiture	---	---	---	---
Fleeing a Peace Officer	08/01/2023	Vehicle	2005 Cadillac Escalade 2WD	Property Abandoned	Judicial Forfeiture	---	---	---	---
Vehicular Homicide	04/21/2023	Vehicle	2003 Ford Explorer	Property Abandoned	Judicial Forfeiture	---	---	---	---
Fleeing a Peace Officer	03/23/2023	Vehicle	2010 Mazda CX-9 2WD	Property Abandoned	Judicial Forfeiture	---	---	---	---
Vehicular Homicide	05/25/2023	Vehicle	2007 Chevrolet Impala	Property Abandoned	Judicial Forfeiture	---	---	---	---
Fleeing a Peace Officer	05/25/2023	Vehicle	2017 Kia Rio	Property Abandoned	Judicial Forfeiture	---	---	---	---
Fleeing a Peace Officer	06/22/2023	Vehicle	2012 Nissan Altima	Property Abandoned	Judicial Forfeiture	---	---	---	---
DUI-Related	03/03/2023	Vehicle	2021 BMW x7	Returned per Agreement	Administrative Forfeiture	---	---	---	---
DUI-Related	11/09/2023	Vehicle	2003 Chevrolet Monte Carlo	Property Abandoned	Administrative Forfeiture	---	---	---	---
DUI-Related	09/20/2023	Vehicle	2009 Ford Focus	Property Abandoned	Administrative Forfeiture	---	---	---	---
DUI-Related	05/23/2023	Vehicle	2014 Jeep Grand Cherokee 2WD	Returned to Owner	Administrative Forfeiture	---	---	---	---
DUI-Related	02/22/2023	Vehicle	2019 Ford F150	Returned per Agreement	Administrative Forfeiture	---	---	---	---
DUI-Related	08/14/2023	Vehicle	2019 Hyundai Tucson 2WD	Returned per Agreement	Administrative Forfeiture	---	---	---	---
DUI-Related	03/23/2023	Vehicle	2013 Chrysler 200	Property Abandoned	Administrative Forfeiture	---	---	---	---
Fleeing a Peace Officer	10/01/2023	Vehicle	2002 Chevrolet Silverado	Property Abandoned	Judicial Forfeiture	---	---	---	---
DUI-Related	06/08/2023	Vehicle	2022 Nissan Rogue	Returned per Agreement	Administrative Forfeiture	---	---	---	---
DUI-Related	02/10/2023	Vehicle	2011 Volkswagen Jetta	Returned per Agreement	Administrative Forfeiture	---	---	---	---
Fleeing a Peace Officer	06/22/2023	Vehicle	2015 Ford Escape	Returned to Owner	Administrative Forfeiture	---	540	---	---
Fleeing a Peace Officer	05/05/2023	Vehicle	2005 Toyota Camry	Returned to Owner	Judicial Forfeiture	---	189	---	---
Theft	12/05/2023	Vehicle	2009 Toyota RAV4	Returned to Owner	Judicial Forfeiture	---	357	---	---
Fleeing a Peace Officer	05/15/2023	Vehicle	2008 Dodge Charger	Property Abandoned	Judicial Forfeiture	---	---	---	---
DUI-Related	08/17/2023	Vehicle	2018 Chevrolet Silverado	Returned to Owner	Administrative Forfeiture	---	540	---	---
Fleeing a Peace Officer	04/17/2023	Vehicle	2007 Toyota Prius	Property Abandoned	Judicial Forfeiture	---	---	---	---
DUI-Related	11/14/2023	Vehicle	2021 Chevrolet Silverado	Returned per Agreement	Administrative Forfeiture	---	---	---	---
DUI-Related	04/07/2023	Vehicle	2007 Jeep Cherokee 4WD	Returned to Owner	Administrative Forfeiture	---	---	---	---
Fleeing a Peace Officer	06/22/2023	Vehicle	1990 Dodge Dynasty	Property Abandoned	Administrative Forfeiture	---	---	---	---
DUI-Related	03/30/2023	Vehicle	2017 Honda Civic	Returned per Agreement	Administrative Forfeiture	---	---	---	---
DUI-Related	04/28/2023	Vehicle	2006 BMW 650ci Convertible	Returned to Owner	Administrative Forfeiture	---	---	---	---
DUI-Related	01/01/2023	Vehicle	2014 Ford F150	Returned per Agreement	Administrative Forfeiture	---	---	---	---

*When expenses exceed the gross amount received, the net proceeds available for distribution are shown as zero.

Table 2A
Property Seized Subject to State Forfeiture - Final Disposition - 2023
Sorted by Agency and Net Proceeds

Entity and Crime	Disposition Date	Type of Property	Property Detail	Disposition of Property	Basis of Disposition	Gross Sales	Expenses Paid	Amount Returned	Net Proceeds*
Minnesota State Patrol (Continued)									
Fleeing a Peace Officer	09/15/2023	Vehicle	2010 Volkswagen Jetta	Returned to Owner	Judicial Forfeiture	---	---	---	---
DUI-Related	08/21/2023	Vehicle	2013 Ford Fusion	Returned to Owner	Administrative Forfeiture	---	1,287	---	---
DUI-Related	03/30/2023	Vehicle	2013 BMW 535i	Returned per Agreement	Administrative Forfeiture	---	---	---	---
DUI-Related	05/16/2023	Vehicle	2010 Audi A4	Returned per Agreement	Administrative Forfeiture	---	---	---	---
Vehicular Homicide	02/18/2023	Vehicle	2020 Jeep Wrangler 2WD	Returned to Owner	Administrative Forfeiture	---	367	---	---
Fleeing a Peace Officer	02/15/2023	Vehicle	2012 Buick Regal	Property Abandoned	Judicial Forfeiture	---	---	---	---
DUI-Related	12/21/2023	Vehicle	2003 Buick LeSabre	Property Abandoned	Administrative Forfeiture	---	---	---	---
DUI-Related	08/25/2023	Vehicle	2011 Chevrolet Silverado	Returned per Agreement	Administrative Forfeiture	---	---	---	---
DUI-Related	12/04/2023	Vehicle	2009 Lincoln MKS FWD	Property Abandoned	Administrative Forfeiture	---	---	---	---
DUI-Related	06/15/2023	Vehicle	2003 Chevrolet Silverado	Property Sold	Administrative Forfeiture	---	787	---	---
DUI-Related	03/16/2023	Vehicle	2008 Mazda CX-7 2WD	Returned per Agreement	Administrative Forfeiture	---	---	---	---
DUI-Related	01/31/2023	Vehicle	2008 Cadillac DTS	Returned per Agreement	Administrative Forfeiture	---	---	---	---
Fleeing a Peace Officer	03/30/2023	Vehicle	2020 Dodge Challenger	Returned to Owner	Judicial Forfeiture	---	377	---	---
Controlled Substance	07/07/2023	Vehicle	2007 Ford Five Hundred	Returned to Owner	Administrative Forfeiture	---	1,115	---	---
DUI-Related	02/16/2023	Vehicle	2017 Mercedes-Benz C220	Returned to Owner	Administrative Forfeiture	---	213	---	---
DUI-Related	02/01/2023	Vehicle	2006 Nissan Altima	Property Abandoned	Administrative Forfeiture	---	---	---	---
DUI-Related	04/11/2023	Vehicle	2009 Dodge Journey	Returned to Owner	Administrative Forfeiture	---	1,012	---	---
Fleeing a Peace Officer	07/18/2023	Vehicle	2007 BMW X3	Property Abandoned	Judicial Forfeiture	---	---	---	---
DUI-Related	10/23/2023	Vehicle	2008 Chevrolet Impala	Returned to Owner	Administrative Forfeiture	---	490	---	---
DUI-Related	01/17/2023	Vehicle	2015 Jaguar XF	Returned per Agreement	Administrative Forfeiture	---	---	---	---
DUI-Related	11/09/2023	Vehicle	2008 Chevrolet Impala	Property Abandoned	Administrative Forfeiture	---	---	---	---
DUI-Related	04/06/2023	Vehicle	2021 Subaru Crosstrek	Returned to Owner	Administrative Forfeiture	---	---	---	---
DUI-Related	02/22/2023	Vehicle	2000 Chevrolet Silverado	Returned to Owner	Administrative Forfeiture	---	---	---	---
DUI-Related	09/20/2023	Vehicle	2005 Buick LeSabre	Property Abandoned	Administrative Forfeiture	---	---	---	---
DUI-Related	08/04/2023	Vehicle	2002 Chevrolet Silverado	Returned per Agreement	Administrative Forfeiture	---	---	---	---
Fleeing a Peace Officer	08/01/2023	Vehicle	2008 Hyundai Elantra	Property Abandoned	Judicial Forfeiture	---	---	---	---
DUI-Related	01/06/2023	Vehicle	1990 Ford Tempo	Property Abandoned	Administrative Forfeiture	---	---	---	---
DUI-Related	03/24/2023	Vehicle	2017 Toyota RAV4	Returned per Agreement	Administrative Forfeiture	---	---	---	---
DUI-Related	05/16/2023	Vehicle	2022 Chevrolet Camaro	Returned per Agreement	Administrative Forfeiture	---	---	---	---
Controlled Substance	04/06/2023	Cash		Property Abandoned	Administrative Forfeiture	---	---	2,260	---
Firearm Possession	12/20/2023	Firearm	TNW - 9 Millimeter - Rifle	Returned to Owner	Administrative Forfeiture	---	---	---	---
Firearm Possession	09/15/2023	Firearm	Taurus - 0.22 Caliber - Unknown	Property Destroyed	Summary Forfeiture	---	---	---	---
Firearm Possession	09/15/2023	Firearm	Taurus - 9 Millimeter - Unknown	Returned to Owner	Administrative Forfeiture	---	---	---	---
Firearm Possession	10/10/2023	Firearm	Smith and Wesson - 0.4 Caliber - Unknown	Property Forwarded	Summary Forfeiture	---	---	---	---

*When expenses exceed the gross amount received, the net proceeds available for distribution are shown as zero.

Table 2A
Property Seized Subject to State Forfeiture - Final Disposition - 2023
Sorted by Agency and Net Proceeds

Entity and Crime	Disposition Date	Type of Property	Property Detail	Disposition of Property	Basis of Disposition	Gross Sales	Expenses Paid	Amount Returned	Net Proceeds*
Minnesota State Patrol (Continued)									
Controlled Substance	09/15/2023	Firearm	Taurus - 0.38 Caliber - Unknown	Returned to Owner	Administrative Forfeiture	---	357	---	---
Firearm Possession	09/15/2023	Firearm	Smith and Wesson - 9 Millimeter - Pistol	Returned to Owner	Summary Forfeiture	---	368	---	---
Controlled Substance	10/10/2023	Firearm	Glock - 9 Millimeter - Pistol	Property Forwarded	Judicial Forfeiture	---	23	---	---
DUI-Related	04/04/2023	Firearm	Smith and Wesson - 9 Millimeter - Unknown	Property Abandoned	Administrative Forfeiture	---	---	---	---
Firearm Possession	11/08/2023	Firearm	PSA - 9 Millimeter - Unknown	Property Forwarded	Judicial Forfeiture	---	---	---	---
Firearm Possession	12/15/2023	Firearm	Smith and Wesson - 9 Millimeter - Pistol	Property Destroyed	Summary Forfeiture	---	---	---	---
Firearm Possession	09/15/2023	Firearm	Glock - 9 Millimeter - Pistol	Returned to Owner	Administrative Forfeiture	---	---	---	---
Firearm Possession	10/10/2023	Firearm	Kimber - 0.45 Caliber - Unknown	Returned to Owner	Administrative Forfeiture	---	---	---	---
Firearm Possession	08/21/2023	Firearm	Taurus - 9 Millimeter - Unknown	Property Destroyed	Summary Forfeiture	---	---	---	---
Firearm Possession	08/21/2023	Firearm	Beretta - 0.4 Caliber - Unknown	Returned to Owner	Court Ordered Return	---	---	---	---
Controlled Substance	03/13/2023	Firearm	SCCY - 9 Millimeter - Unknown	Property Destroyed	Summary Forfeiture	---	---	---	---
Firearm Possession	08/21/2023	Firearm	Glock - 9 Millimeter - Pistol	Returned to Owner	Administrative Forfeiture	---	---	---	---
DUI-Related	03/23/2023	Firearm	Taurus - 9 Millimeter - Unknown	Property Destroyed	Summary Forfeiture	---	---	---	---
Firearm Possession	12/12/2023	Firearm	Smith and Wesson - 0.38 Caliber - Unknown	Property Abandoned	Summary Forfeiture	---	---	---	---
Firearm Possession	08/21/2023	Firearm	A C - 0.45 Caliber - Unknown	Property Destroyed	Summary Forfeiture	---	---	---	---
Firearm Possession	08/21/2023	Firearm	Smith and Wesson - 9 Millimeter - Pistol	Property Destroyed	Summary Forfeiture	---	---	---	---
Firearm Possession	03/23/2023	Firearm	Century Arms - 9 Millimeter - Unknown	Property Destroyed	Summary Forfeiture	---	---	---	---
Firearm Possession	03/13/2023	Firearm	Springfield - 0.4 Caliber - Unknown	Property Destroyed	Summary Forfeiture	---	23	---	---
DUI-Related	08/21/2023	Firearm	Marlin - 0.22 Caliber - Unknown	Property Destroyed	Summary Forfeiture	---	---	---	---
DUI-Related	08/21/2023	Firearm	Bolt Action - 0.24 Caliber - Unknown	Property Destroyed	Summary Forfeiture	---	---	---	---
Firearm Possession	12/12/2023	Firearm	Glock - 9 Millimeter - Pistol	Returned to Owner	Administrative Forfeiture	---	388	---	---
Vehicular Homicide	09/25/2023	Firearm	Smith and Wesson - 9 Millimeter - Unknown	Property Destroyed	Summary Forfeiture	---	---	---	---
DUI-Related	09/25/2023	Firearm	Ruger - 9 Millimeter - Unknown	Property Destroyed	Summary Forfeiture	---	---	---	---
Fleeing a Peace Officer	12/21/2023	Firearm	Glock - 9 Millimeter - Unknown	Property Destroyed	Judicial Forfeiture	---	8	---	---
Controlled Substance	09/25/2023	Firearm	Masterpiece Arms - 9 Millimeter - Unknown	Property Destroyed	Summary Forfeiture	---	---	---	---
Controlled Substance	09/25/2023	Firearm	Smith and Wesson - 0.4 Caliber - Pistol	Property Forwarded	Summary Forfeiture	---	---	---	---
Firearm Possession	11/02/2023	Firearm	Springfield - 9 Millimeter - Pistol	Returned to Owner	Administrative Forfeiture	---	---	---	---
Firearm Possession	12/21/2023	Firearm	Chiappa - 0.22 Caliber - Unknown	Property Destroyed	Summary Forfeiture	---	---	---	---
Firearm Possession	09/25/2023	Firearm	Ruger - 9 Millimeter - Unknown	Property Destroyed	Summary Forfeiture	---	---	---	---
Controlled Substance	11/02/2023	Firearm	Ruger - 9 Millimeter - Unknown	Property Destroyed	Summary Forfeiture	---	368	---	---
Controlled Substance	09/25/2023	Firearm	Walther - 0.22 Caliber - Unknown	Property Destroyed	Administrative Forfeiture	---	356	---	---
Controlled Substance	09/25/2023	Firearm	Hercules - 0.38 Caliber - Unknown	Property Destroyed	Summary Forfeiture	---	368	---	---
DUI-Related	11/02/2023	Firearm	Smith and Wesson - 9 Millimeter - Pistol	Property Destroyed	Summary Forfeiture	---	377	---	---
Firearm Possession	12/21/2023	Firearm	Smith and Wesson - 9 Millimeter - Unknown	Property Abandoned	Judicial Forfeiture	---	---	---	---

*When expenses exceed the gross amount received, the net proceeds available for distribution are shown as zero.

Table 2A
Property Seized Subject to State Forfeiture - Final Disposition - 2023
Sorted by Agency and Net Proceeds

Entity and Crime	Disposition Date	Type of Property	Property Detail	Disposition of Property	Basis of Disposition	Gross Sales	Expenses Paid	Amount Returned	Net Proceeds*
Minnesota State Patrol (Continued)									
Firearm Possession	09/25/2023	Firearm	Smith and Wesson - 0.38 Caliber - Pistol	Property Destroyed	Court Ordered Return	---	---	---	---
Firearm Possession	09/25/2023	Firearm	Glock - 9 Millimeter - Unknown	Property Abandoned	Judicial Forfeiture	---	---	---	---
Firearm Possession	12/31/2023	Firearm	Hi-Point - 9 Millimeter - Unknown	Property Destroyed	Judicial Forfeiture	---	---	---	---
Firearm Possession	12/15/2023	Firearm	Smith and Wesson - 9 Millimeter - Pistol	Property Destroyed	Judicial Forfeiture	---	---	---	---
Firearm Possession	04/28/2023	Firearm	Glock - 9 Millimeter - Pistol	Property Destroyed	Summary Forfeiture	---	---	---	---
Firearm Possession	09/25/2023	Firearm	Kahr Arms - 0.4 Caliber - Unknown	Property Destroyed	Judicial Forfeiture	---	---	---	---
Firearm Possession	04/28/2023	Firearm	Taurus - 0.38 Caliber - Unknown	Property Destroyed	Summary Forfeiture	---	---	---	---
Firearm Possession	11/02/2023	Firearm	Honor Defense - 9 Millimeter - Unknown	Returned to Owner	Court Ordered Return	---	357	---	---
Firearm Possession	04/28/2023	Firearm	Springfield - 9 Millimeter - Unknown	Property Destroyed	Summary Forfeiture	---	---	---	---
Firearm Possession	04/21/2023	Firearm	Glock - 9 Millimeter - Unknown	Property Destroyed	Summary Forfeiture	---	---	---	---
DUI-Related	06/16/2023	Firearm	Sig Sauer - 0.32 Caliber - Unknown	Property Destroyed	Judicial Forfeiture	---	---	---	---
Firearm Possession	09/25/2023	Firearm	Armscor - 0.45 Caliber - Unknown	Property Destroyed	Summary Forfeiture	---	---	---	---
Controlled Substance	08/17/2023	Firearm	Glock - 9 Millimeter - Pistol	Property Forwarded	Administrative Forfeiture	---	---	---	---
Firearm Possession	04/10/2023	Firearm	Springfield - 10 Millimeter - Unknown	Property Destroyed	Summary Forfeiture	---	---	---	---
Firearm Possession	04/21/2023	Firearm	Glock - 9 Millimeter - Pistol	Property Destroyed	Summary Forfeiture	---	---	---	---
Firearm Possession	04/10/2023	Firearm	Sig Sauer - 9 Millimeter - Unknown	Property Destroyed	Summary Forfeiture	---	---	---	---
Firearm Possession	04/10/2023	Firearm	Taurus - 9 Millimeter - Unknown	Property Destroyed	Summary Forfeiture	---	---	---	---
Firearm Possession	12/11/2023	Firearm	Glock - 9 Millimeter - Unknown	Returned to Owner	Judicial Forfeiture	---	---	---	---
Firearm Possession	12/11/2023	Firearm	Glock - 10 Millimeter - Pistol	Returned to Owner	Judicial Forfeiture	---	---	---	---
Firearm Possession	11/20/2023	Firearm	Glock - 9 Millimeter - Pistol	Retained for Destruction	Judicial Forfeiture	---	---	---	---
Firearm Possession	11/29/2023	Firearm	Glock - 9 Millimeter - Unknown	Returned to Owner	Agreement	---	---	---	---
Firearm Possession	12/14/2023	Firearm	Sig Sauer - 0.32 Caliber - Unknown	Returned to Owner	Judicial Forfeiture	---	---	---	---
Firearm Possession	12/01/2023	Firearm	Walther - 9 Millimeter - Unknown	Returned to Owner	Judicial Forfeiture	---	---	---	---
Firearm Possession	09/25/2023	Firearm	Spider - 12 Gauge - Rifle	Property Abandoned	Judicial Forfeiture	---	---	---	---
Firearm Possession	04/17/2023	Firearm	Smith and Wesson - 0.38 Caliber - Revolver	Returned to Owner	Judicial Forfeiture	---	---	---	---
Firearm Possession	12/15/2023	Firearm	Smith and Wesson - 0.38 Caliber - Revolver	Property Destroyed	Judicial Forfeiture	---	---	---	---
Firearm Possession	09/25/2023	Firearm	CZ-USA - 9 Millimeter - Unknown	Property Destroyed	Judicial Forfeiture	---	---	---	---
Firearm Possession	12/05/2023	Firearm	Beretta - 0.4 Caliber - Unknown	Property Destroyed	Judicial Forfeiture	---	---	---	---
Firearm Possession	12/05/2023	Firearm	Kimber - 0.38 Caliber - Unknown	Returned to Owner	Judicial Forfeiture	---	---	---	---
Firearm Possession	09/25/2023	Firearm	Springfield - 9 Millimeter - Unknown	Property Destroyed	Summary Forfeiture	---	---	---	---
Firearm Possession	04/17/2023	Firearm	Glock - 9 Millimeter - Pistol	Returned to Owner	Summary Forfeiture	---	---	---	---
Firearm Possession	09/25/2023	Firearm	Glock - 9 Millimeter - Pistol	Property Destroyed	Summary Forfeiture	---	---	---	---
DUI-Related	10/09/2023	Firearm	Taurus - 9 Millimeter - Unknown	Returned to Owner	Court Ordered Return	---	---	---	---
Firearm Possession	10/09/2023	Firearm	Ruger - 9 Millimeter - Unknown	Returned to Owner	Court Ordered Return	---	---	---	---

*When expenses exceed the gross amount received, the net proceeds available for distribution are shown as zero.

Table 2A
Property Seized Subject to State Forfeiture - Final Disposition - 2023
Sorted by Agency and Net Proceeds

Entity and Crime	Disposition Date	Type of Property	Property Detail	Disposition of Property	Basis of Disposition	Gross Sales	Expenses Paid	Amount Returned	Net Proceeds*
Minnesota State Patrol (Continued)									
DUI-Related	07/25/2023	Firearm	Springfield - 9 Millimeter - Unknown	Returned to Owner	Administrative Forfeiture	---	---	---	---
DUI-Related	07/10/2023	Firearm	Henry Lever Action - 0.18 Caliber - Unknown	Returned to Owner	Administrative Forfeiture	---	---	---	---
Firearm Possession	08/30/2023	Firearm	FN - 6 Millimeter - Unknown	Returned to Owner	Judicial Forfeiture	---	---	---	---
DUI-Related	09/06/2023	Firearm	Smith and Wesson - 9 Millimeter - Unknown	Returned to Owner	Administrative Forfeiture	---	---	---	---
DUI-Related	08/15/2023	Firearm	Glock - 9 Millimeter - Unknown	Returned to Owner	Administrative Forfeiture	---	---	---	---
Firearm Possession	10/10/2023	Firearm	GLFA - 0.22 Caliber - Unknown	Returned to Owner	Judicial Forfeiture	---	---	---	---
Firearm Possession	10/10/2023	Firearm	Beretta - 9 Millimeter - Unknown	Returned to Owner	Judicial Forfeiture	---	---	---	---
DUI-Related	08/30/2023	Firearm	Glock - 9 Millimeter - Unknown	Returned to Owner	Administrative Forfeiture	---	---	---	---
DUI-Related	05/25/2023	Firearm	Sig Sauer - 9 Millimeter - Unknown	Returned to Owner	Administrative Forfeiture	---	---	---	---
Firearm Possession	08/03/2023	Firearm	Kel-Tec - 0.22 Caliber - Unknown	Returned to Owner	Judicial Forfeiture	---	---	---	---
DUI-Related	10/10/2023	Firearm	Glock - 0.45 Caliber - Unknown	Returned to Owner	Administrative Forfeiture	---	---	---	---
DUI-Related	10/10/2023	Firearm	Remington Guns - 0.22 Caliber - Unknown	Property Abandoned	Summary Forfeiture	---	---	---	---
DUI-Related	10/09/2023	Firearm	Beretta - 12 Gauge - Unknown	Property Abandoned	Administrative Forfeiture	---	---	---	---
Receiving Stolen Property	10/09/2023	Firearm	Crosman - 0.22 Caliber - Unknown	Property Abandoned	Judicial Forfeiture	---	---	---	---
Controlled Substance	10/09/2023	Firearm	Marksmen - 5 Millimeter - Unknown	Property Destroyed	Summary Forfeiture	---	---	---	---
Controlled Substance	10/09/2023	Firearm	Unbre - 5 Millimeter - Unknown	Property Abandoned	Summary Forfeiture	---	---	---	---
Controlled Substance	10/10/2023	Firearm	Smith and Wesson - 0.38 Caliber - Pistol	Property Destroyed	Summary Forfeiture	---	---	---	---
Carrying a Rifle or Shotgun	10/10/2023	Firearm	Sig Sauer - 9 Millimeter - Unknown	Property Destroyed	Summary Forfeiture	---	---	---	---
Controlled Substance	10/10/2023	Firearm	Marksmen - 99 BB - Unknown	Property Abandoned	Administrative Forfeiture	---	---	---	---
Carrying a Rifle or Shotgun	10/10/2023	Firearm	CBC - 20 Gauge - Unknown	Property Abandoned	Summary Forfeiture	---	---	---	---
Controlled Substance	10/10/2023	Firearm	Smith and Wesson - 9 Millimeter - Pistol	Property Abandoned	Administrative Forfeiture	---	---	---	---
DUI-Related	10/10/2023	Firearm	Air Rifle - 99 BB - Unknown	Property Destroyed	Summary Forfeiture	---	---	---	---
Firearm Possession	10/10/2023	Firearm	Ruger - 0.22 Caliber - Carbine	Property Destroyed	Summary Forfeiture	---	---	---	---
Vehicular Operation	10/10/2023	Firearm	Remington Guns - 12 Gauge - Unknown	Returned to Owner	Judicial Forfeiture	---	---	---	---
DUI-Related	10/10/2023	Firearm	Glock - 0.4 Caliber - Unknown	Property Destroyed	Administrative Forfeiture	---	---	---	---
DUI-Related	10/10/2023	Firearm	Smith and Wesson - 9 Millimeter - Pistol	Property Destroyed	Judicial Forfeiture	---	6	---	---
DUI-Related	10/10/2023	Firearm	Marlin - 0.22 Caliber - Rifle	Property Abandoned	Administrative Forfeiture	---	---	---	---
DUI-Related	10/10/2023	Firearm	Stevens - 12 Gauge - Unknown	Property Abandoned	Administrative Forfeiture	---	---	---	---
DUI-Related	08/21/2023	Firearm	KE Arms - 9 Millimeter - Unknown	Returned to Owner	Administrative Forfeiture	---	119	---	---
DUI-Related	08/21/2023	Firearm	Remington Guns - 12 Gauge - Unknown	Returned to Owner	Administrative Forfeiture	---	119	---	---
DUI-Related	08/21/2023	Firearm	Ruger - 9 Millimeter - Carbine	Returned to Owner	Administrative Forfeiture	---	119	---	---
DUI-Related	08/21/2023	Firearm	Winchester - 0.22 Caliber - Unknown	Returned to Owner	Administrative Forfeiture	---	178	---	---
DUI-Related	08/21/2023	Firearm	Glock - 9 Millimeter - Unknown	Returned to Owner	Administrative Forfeiture	---	178	---	---
Firearm Possession	08/21/2023	Firearm	Winchester - 0.3 Caliber - Unknown	Property Destroyed	Summary Forfeiture	---	356	---	---

*When expenses exceed the gross amount received, the net proceeds available for distribution are shown as zero.

Table 2A
Property Seized Subject to State Forfeiture - Final Disposition - 2023
Sorted by Agency and Net Proceeds

Entity and Crime	Disposition Date	Type of Property	Property Detail	Disposition of Property	Basis of Disposition	Gross Sales	Expenses Paid	Amount Returned	Net Proceeds*
Minnesota State Patrol (Continued)									
Controlled Substance	12/12/2023	Firearm	Glock - 9 Millimeter - Pistol	Returned to Owner	Administrative Forfeiture	---	339	---	---
DUI-Related	08/21/2023	Firearm	Glock - 9 Millimeter - Pistol	Returned to Owner	Administrative Forfeiture	---	356	---	---
Firearm Possession	10/10/2023	Firearm	Silver Eagle - 12 Gauge - Unknown	Property Abandoned	Court Ordered Return	---	---	---	---
Firearm Possession	10/10/2023	Firearm	Taurus - 9 Millimeter - Unknown	Property Destroyed	Summary Forfeiture	---	516	---	---
DUI-Related	11/02/2023	Firearm	Ruger - 0.22 Caliber - Rifle	Returned to Owner	Administrative Forfeiture	---	375	---	---
DUI-Related	11/02/2023	Firearm	Smith and Wesson - 9 Millimeter - Pistol	Returned to Owner	Administrative Forfeiture	---	375	---	---
Fleeing a Peace Officer	08/21/2023	Firearm	Arminius - 0.38 Caliber - Unknown	Property Destroyed	Summary Forfeiture	---	---	---	---
Firearm Possession	08/21/2023	Firearm	Glock - 0.38 Caliber - Unknown	Property Destroyed	Summary Forfeiture	---	---	---	---
Firearm Possession	08/21/2023	Firearm	Stoeger - 20 Gauge - Shotgun	Property Forwarded	Summary Forfeiture	---	---	---	---
Firearm Possession	08/21/2023	Firearm	Savage - 0.22 Caliber - Unknown	Property Destroyed	Summary Forfeiture	---	---	---	---
DUI-Related	11/02/2023	Firearm	Smith and Wesson - 9 Millimeter - Pistol	Returned to Owner	Administrative Forfeiture	---	125	---	---
DUI-Related	11/02/2023	Firearm	Kimber - 9 Millimeter - Unknown	Returned to Owner	Administrative Forfeiture	---	125	---	---
DUI-Related	11/02/2023	Firearm	New England - 20 Gauge - Unknown	Returned to Owner	Administrative Forfeiture	---	125	---	---
DUI-Related	08/21/2023	Firearm	Smith and Wesson - 0.36 Caliber - Unknown	Returned to Owner	Administrative Forfeiture	---	---	---	---
DUI-Related	08/21/2023	Firearm	Smith and Wesson - 9 Millimeter - Pistol	Returned to Owner	Administrative Forfeiture	---	---	---	---
DUI-Related	08/21/2023	Firearm	Smith and Wesson - 9 Millimeter - Unknown	Returned to Owner	Administrative Forfeiture	---	---	---	---
Firearm Possession	08/29/2023	Firearm	Glock - 9 Millimeter - Pistol	Property Forwarded	Judicial Forfeiture	---	---	---	---
Firearm Possession	08/29/2023	Firearm	Glock - 0.45 Caliber - Unknown	Property Forwarded	Judicial Forfeiture	---	---	---	---
Firearm Possession	08/29/2023	Firearm	Glock - 9 Millimeter - Unknown	Property Forwarded	Judicial Forfeiture	---	---	---	---
Firearm Possession	08/29/2023	Firearm	Glock - 9 Millimeter - Unknown	Property Forwarded	Judicial Forfeiture	---	---	---	---
Firearm Possession	08/29/2023	Firearm	Springfield Armory - 9 Millimeter - Unknown	Property Forwarded	Judicial Forfeiture	---	---	---	---
Firearm Possession	08/29/2023	Firearm	Taurus - 9 Millimeter - Unknown	Property Forwarded	Judicial Forfeiture	---	---	---	---
Firearm Possession	08/29/2023	Firearm	Glock - 9 Millimeter - Pistol	Property Forwarded	Judicial Forfeiture	---	---	---	---
Firearm Possession	08/29/2023	Firearm	Springfield Armory - 9 Millimeter - Unknown	Property Forwarded	Judicial Forfeiture	---	---	---	---
Firearm Possession	08/29/2023	Firearm	Taurus - 9 Millimeter - Unknown	Property Forwarded	Judicial Forfeiture	---	---	---	---
Firearm Possession	08/29/2023	Firearm	Taurus - 9 Millimeter - Unknown	Property Forwarded	Judicial Forfeiture	---	---	---	---
Firearm Possession	08/29/2023	Firearm	Springfield Armory - 0.4 Caliber - Unknown	Property Forwarded	Judicial Forfeiture	---	---	---	---
Firearm Possession	08/29/2023	Firearm	Glock - 9 Millimeter - Unknown	Property Forwarded	Judicial Forfeiture	---	---	---	---
Firearm Possession	08/29/2023	Firearm	Springfield Armory - 0.45 Caliber - Unknown	Property Forwarded	Judicial Forfeiture	---	---	---	---
Firearm Possession	08/29/2023	Firearm	Glock - 9 Millimeter - Unknown	Property Forwarded	Judicial Forfeiture	---	---	---	---
Firearm Possession	08/29/2023	Firearm	Taurus - 9 Millimeter - Unknown	Property Forwarded	Judicial Forfeiture	---	---	---	---
Firearm Possession	08/29/2023	Firearm	Sig Sauer - 9 Millimeter - Unknown	Property Forwarded	Judicial Forfeiture	---	---	---	---
Firearm Possession	08/29/2023	Firearm	Glock - 9 Millimeter - Unknown	Property Forwarded	Judicial Forfeiture	---	---	---	---
Firearm Possession	08/29/2023	Firearm	Smith and Wesson - 9 Millimeter - Pistol	Property Forwarded	Judicial Forfeiture	---	---	---	---

*When expenses exceed the gross amount received, the net proceeds available for distribution are shown as zero.

Table 2A
Property Seized Subject to State Forfeiture - Final Disposition - 2023
Sorted by Agency and Net Proceeds

Entity and Crime	Disposition Date	Type of Property	Property Detail	Disposition of Property	Basis of Disposition	Gross Sales	Expenses Paid	Amount Returned	Net Proceeds*
Minnesota State Patrol (Continued)									
Firearm Possession	08/29/2023	Firearm	Glock - 9 Millimeter - Unknown	Property Forwarded	Judicial Forfeiture	---	---	---	---
Firearm Possession	08/29/2023	Firearm	Glock - 9 Millimeter - Unknown	Property Forwarded	Judicial Forfeiture	---	---	---	---
Firearm Possession	08/29/2023	Firearm	Glock - 0.4 Caliber - Unknown	Property Forwarded	Judicial Forfeiture	---	---	---	---
Firearm Possession	08/29/2023	Firearm	Masterpiece Arms - 9 Millimeter - Unknown	Property Forwarded	Judicial Forfeiture	---	---	---	---
Firearm Possession	08/29/2023	Firearm	FN - 9 Millimeter - Unknown	Property Forwarded	Judicial Forfeiture	---	---	---	---
Firearm Possession	08/29/2023	Firearm	Glock - 9 Millimeter - Unknown	Property Forwarded	Judicial Forfeiture	---	---	---	---
Firearm Possession	08/29/2023	Firearm	Glock - 9 Millimeter - Pistol	Property Forwarded	Judicial Forfeiture	---	---	---	---
Firearm Possession	08/29/2023	Firearm	Glock - 9 Millimeter - Unknown	Property Forwarded	Judicial Forfeiture	---	---	---	---
Firearm Possession	08/29/2023	Firearm	Springfield Armory - 9 Millimeter - Unknown	Property Forwarded	Judicial Forfeiture	---	---	---	---
Firearm Possession	08/29/2023	Firearm	Glock - 9 Millimeter - Unknown	Property Forwarded	Judicial Forfeiture	---	---	---	---
Firearm Possession	08/29/2023	Firearm	Glock - 9 Millimeter - Unknown	Property Forwarded	Judicial Forfeiture	---	---	---	---
Firearm Possession	08/29/2023	Firearm	Glock - 9 Millimeter - Unknown	Property Forwarded	Judicial Forfeiture	---	---	---	---
Firearm Possession	08/29/2023	Firearm	Glock - 0.4 Caliber - Unknown	Property Forwarded	Judicial Forfeiture	---	---	---	---
Firearm Possession	08/29/2023	Firearm	Glock - 9 Millimeter - Unknown	Property Forwarded	Judicial Forfeiture	---	---	---	---
Firearm Possession	08/29/2023	Firearm	Glock - 9 Millimeter - Unknown	Property Forwarded	Judicial Forfeiture	---	---	---	---
Firearm Possession	08/29/2023	Firearm	Glock - 9 Millimeter - Unknown	Property Forwarded	Judicial Forfeiture	---	---	---	---
Firearm Possession	08/29/2023	Firearm	H&K - 0.4 Caliber - Unknown	Property Forwarded	Judicial Forfeiture	---	---	---	---
Firearm Possession	08/29/2023	Firearm	Taurus - 0.38 Caliber - Revolver	Property Forwarded	Judicial Forfeiture	---	---	---	---
Firearm Possession	08/29/2023	Firearm	Springfield Armory - 9 Millimeter - Unknown	Property Forwarded	Judicial Forfeiture	---	---	---	---
Firearm Possession	08/29/2023	Firearm	FN - 9 Millimeter - Unknown	Property Forwarded	Judicial Forfeiture	---	---	---	---
Firearm Possession	08/29/2023	Firearm	Glock - 9 Millimeter - Unknown	Property Forwarded	Judicial Forfeiture	---	---	---	---
Firearm Possession	08/29/2023	Firearm	Glock - 9 Millimeter - Pistol	Property Forwarded	Judicial Forfeiture	---	---	---	---
Firearm Possession	08/29/2023	Firearm	Glock - 9 Millimeter - Unknown	Property Forwarded	Judicial Forfeiture	---	---	---	---
Firearm Possession	08/29/2023	Firearm	Glock - 9 Millimeter - Pistol	Property Forwarded	Judicial Forfeiture	---	---	---	---
Firearm Possession	08/29/2023	Firearm	Glock - 0.4 Caliber - Unknown	Property Forwarded	Judicial Forfeiture	---	---	---	---
Firearm Possession	08/29/2023	Firearm	Glock - 9 Millimeter - Unknown	Property Forwarded	Judicial Forfeiture	---	---	---	---
Firearm Possession	08/29/2023	Firearm	Glock - 0.45 Caliber - Pistol	Property Forwarded	Judicial Forfeiture	---	---	---	---
Firearm Possession	08/29/2023	Firearm	Glock - 9 Millimeter - Unknown	Property Forwarded	Judicial Forfeiture	---	---	---	---
Firearm Possession	08/29/2023	Firearm	Smith and Wesson - 9 Millimeter - Pistol	Property Forwarded	Judicial Forfeiture	---	---	---	---
Firearm Possession	08/29/2023	Firearm	Glock - 9 Millimeter - Pistol	Property Forwarded	Judicial Forfeiture	---	---	---	---
Firearm Possession	08/29/2023	Firearm	Sig Sauer - 9 Millimeter - Unknown	Property Forwarded	Judicial Forfeiture	---	---	---	---
Firearm Possession	08/29/2023	Firearm	Glock - 9 Millimeter - Unknown	Property Forwarded	Judicial Forfeiture	---	---	---	---
Firearm Possession	08/29/2023	Firearm	H&K - 0.45 Caliber - Unknown	Property Forwarded	Judicial Forfeiture	---	---	---	---
Firearm Possession	08/29/2023	Firearm	Springfield Armory - 0.45 Caliber - Unknown	Property Forwarded	Judicial Forfeiture	---	---	---	---

*When expenses exceed the gross amount received, the net proceeds available for distribution are shown as zero.

Table 2A
Property Seized Subject to State Forfeiture - Final Disposition - 2023
Sorted by Agency and Net Proceeds

Entity and Crime	Disposition Date	Type of Property	Property Detail	Disposition of Property	Basis of Disposition	Gross Sales	Expenses Paid	Amount Returned	Net Proceeds*
Minnesota State Patrol (Continued)									
Firearm Possession	08/29/2023	Firearm	Glock - 0.38 Caliber - Unknown	Property Forwarded	Judicial Forfeiture	---	---	---	---
Firearm Possession	08/29/2023	Firearm	Glock - 9 Millimeter - Pistol	Property Forwarded	Judicial Forfeiture	---	---	---	---
Firearm Possession	08/29/2023	Firearm	Glock - 0.45 Caliber - Unknown	Property Forwarded	Judicial Forfeiture	---	---	---	---
Firearm Possession	08/29/2023	Firearm	Glock - 9 Millimeter - Unknown	Property Forwarded	Judicial Forfeiture	---	---	---	---
Firearm Possession	08/29/2023	Firearm	Glock - 9 Millimeter - Unknown	Property Forwarded	Judicial Forfeiture	---	---	---	---
Firearm Possession	08/29/2023	Firearm	Springfield Armory - 0.45 Caliber - Unknown	Property Forwarded	Judicial Forfeiture	---	---	---	---
Firearm Possession	08/29/2023	Firearm	Glock - 9 Millimeter - Pistol	Property Forwarded	Judicial Forfeiture	---	---	---	---
Firearm Possession	08/29/2023	Firearm	Glock - 9 Millimeter - Unknown	Property Forwarded	Judicial Forfeiture	---	---	---	---
Firearm Possession	08/29/2023	Firearm	Glock - 0.45 Caliber - Unknown	Property Forwarded	Judicial Forfeiture	---	---	---	---
Firearm Possession	08/29/2023	Firearm	Glock - 9 Millimeter - Pistol	Property Forwarded	Judicial Forfeiture	---	---	---	---
Firearm Possession	08/29/2023	Firearm	Glock - 0.4 Caliber - Unknown	Property Forwarded	Judicial Forfeiture	---	---	---	---
Firearm Possession	08/29/2023	Firearm	Sig Sauer - 9 Millimeter - Unknown	Property Forwarded	Judicial Forfeiture	---	---	---	---
Firearm Possession	08/29/2023	Firearm	Glock - 9 Millimeter - Unknown	Property Forwarded	Judicial Forfeiture	---	---	---	---
Firearm Possession	08/29/2023	Firearm	Glock - 9 Millimeter - Pistol	Property Forwarded	Judicial Forfeiture	---	---	---	---
Firearm Possession	08/29/2023	Firearm	Smith and Wesson - 0.34 Caliber - Unknown	Property Forwarded	Judicial Forfeiture	---	---	---	---
Firearm Possession	10/10/2023	Firearm	Glock - 0.38 Caliber - Unknown	Returned to Owner	Judicial Forfeiture	---	357	---	---
Firearm Possession	12/23/2023	Firearm	CVA - 9 Millimeter - Unknown	Returned to Owner	Judicial Forfeiture	---	357	---	---
Firearm Possession	07/12/2023	Firearm	Kahr Arms - 9 Millimeter - Unknown	Property Destroyed	Summary Forfeiture	---	---	---	---
Controlled Substance	04/10/2023	Firearm	Hi-Point - 0.38 Caliber - Unknown	Property Destroyed	Administrative Forfeiture	---	2	---	---
Controlled Substance	09/15/2023	Firearm	Smith and Wesson - 9 Millimeter - Unknown	Property Destroyed	Administrative Forfeiture	---	---	---	---
Firearm Possession	12/12/2023	Firearm	Springfield Armory - 0.4 Caliber - Unknown	Property Abandoned	Summary Forfeiture	---	---	---	---
Fleeing a Peace Officer	08/14/2023	Firearm	Ind Nac De Armas - 0.32 Caliber - Revolver	Property Abandoned	Judicial Forfeiture	---	---	---	---
Fleeing a Peace Officer	08/14/2023	Firearm	Walther - 9 Millimeter - Pistol	Property Forwarded	Judicial Forfeiture	---	---	---	---
Controlled Substance	04/06/2023	Firearm	American Arms - 0.18 Caliber - Unknown	Property Abandoned	Administrative Forfeiture	---	---	---	---
Firearm Possession	09/11/2023	Firearm	Smith and Wesson - 0.38 Caliber - Pistol	Property Forwarded	Summary Forfeiture	---	3	---	---
Firearm Possession	09/11/2023	Firearm	Beretta - 0.25 Caliber - Unknown	Property Forwarded	Summary Forfeiture	---	---	---	---
Firearm Possession	09/11/2023	Firearm	Sarsilmaz - 9 Millimeter - Unknown	Property Forwarded	Summary Forfeiture	---	---	---	---
Vehicular Operation	07/07/2023	Firearm	Del-Ton Inc. - 6 Millimeter - Rifle	Returned to Owner	Judicial Forfeiture	---	---	---	---
Controlled Substance	04/05/2023	Firearm	Taurus - 0.45 Caliber - Revolver	Property Destroyed	Summary Forfeiture	---	---	---	---
Firearm Possession	12/12/2023	Firearm	Taurus - 0.38 Caliber - Revolver	Property Destroyed	Summary Forfeiture	---	415	---	---
Firearm Possession	12/12/2023	Firearm	FMK - 9 Millimeter - Unknown	Property Destroyed	Summary Forfeiture	---	424	---	---
Firearm Possession	12/12/2023	Firearm	Unknown - 0.22 Caliber - Unknown	Property Destroyed	Summary Forfeiture	---	---	---	---
Firearm Possession	12/12/2023	Firearm	Smith and Wesson - 9 Millimeter - Unknown	Property Destroyed	Summary Forfeiture	---	---	---	---
Controlled Substance	04/06/2023	Firearm	Ruger - 9 Millimeter - Unknown	Property Destroyed	Administrative Forfeiture	---	377	---	---

*When expenses exceed the gross amount received, the net proceeds available for distribution are shown as zero.

Table 2A
Property Seized Subject to State Forfeiture - Final Disposition - 2023
Sorted by Agency and Net Proceeds

Entity and Crime	Disposition Date	Type of Property	Property Detail	Disposition of Property	Basis of Disposition	Gross Sales	Expenses Paid	Amount Returned	Net Proceeds*
Minnesota State Patrol (Continued)									
DUI-Related	04/06/2023	Firearm	Springfield - 9 Millimeter - Unknown	Property Destroyed	Summary Forfeiture	---	377	---	---
DUI-Related	04/06/2023	Firearm	Glock - 9 Millimeter - Pistol	Property Destroyed	Summary Forfeiture	---	353	---	---
Firearm Possession	07/25/2023	Firearm	Ruger - 0.22 Caliber - Rifle	Property Destroyed	Summary Forfeiture	---	368	---	---
Firearm Possession	12/04/2023	Firearm	Star - 9 Millimeter - Unknown	Property Destroyed	Summary Forfeiture	---	399	---	---
Firearm Possession	11/09/2023	Firearm	Smith and Wesson - 0.4 Caliber - Unknown	Returned to Owner	Administrative Forfeiture	---	200	---	---
Firearm Possession	11/09/2023	Firearm	Colt - 0.22 Caliber - Carbine	Returned to Owner	Administrative Forfeiture	---	200	---	---
Firearm Possession	12/12/2023	Firearm	High Standard - 0.22 Caliber - Unknown	Returned to Owner	Administrative Forfeiture	---	200	---	---
Firearm Possession	12/12/2023	Firearm	Remington Guns - 0.3 Caliber - Unknown	Returned to Owner	Administrative Forfeiture	---	200	---	---
Firearm Possession	04/06/2023	Firearm	Heritage - 0.22 Caliber - Unknown	Property Destroyed	Summary Forfeiture	---	323	---	---
DUI-Related	07/13/2023	Firearm	Taurus - 9 Millimeter - Unknown	Returned to Owner	Administrative Forfeiture	---	400	---	---
Controlled Substance	04/06/2023	Firearm	Sig Sauer - 9 Millimeter - Pistol	Property Destroyed	Summary Forfeiture	---	20	---	---
Controlled Substance	08/11/2023	Firearm	Walther - 0.22 Caliber - Pistol	Property Destroyed	Summary Forfeiture	---	---	---	---
DUI-Related	04/06/2023	Firearm	Taurus - 9 Millimeter - Pistol	Property Destroyed	Administrative Forfeiture	---	---	---	---
DUI-Related	04/06/2023	Firearm	Hi-Point - 9 Millimeter - Pistol	Property Destroyed	Administrative Forfeiture	---	---	---	---
Carrying a Rifle or Shotgun	08/11/2023	Firearm	Sig Sauer - 0.4 Caliber - Pistol	Property Destroyed	Summary Forfeiture	---	---	---	---
Carrying a Rifle or Shotgun	08/11/2023	Firearm	Glock - 0.4 Caliber - Pistol	Property Destroyed	Summary Forfeiture	---	---	---	---
Fleeing a Peace Officer	05/05/2023	Firearm	Taurus - 0.45 Caliber - Revolver	Returned to Owner	Judicial Forfeiture	---	---	---	---
Carrying a Rifle or Shotgun	03/23/2023	Firearm	Ruger - 9 Millimeter - Pistol	Property Destroyed	Summary Forfeiture	---	---	---	---
Controlled Substance	08/11/2023	Firearm	Colt - 0.18 Caliber - Air Gun	Property Destroyed	Summary Forfeiture	---	---	---	---
Carrying a Rifle or Shotgun	08/21/2023	Firearm	Diamondback - 9 Millimeter - Pistol	Returned to Owner	Judicial Forfeiture	---	---	---	---
Carrying a Rifle or Shotgun	08/21/2023	Firearm	Keystone - 0.22 Caliber - Rifle	Returned to Owner	Judicial Forfeiture	---	---	---	---
Carrying a Rifle or Shotgun	08/21/2023	Firearm	Rossi - 0.22 Caliber - Rifle	Returned to Owner	Judicial Forfeiture	---	---	---	---
Carrying a Rifle or Shotgun	08/21/2023	Firearm	Marlin - 0.22 Caliber - Rifle	Returned to Owner	Judicial Forfeiture	---	---	---	---
DUI-Related	04/28/2023	Firearm	Glock - 0.4 Caliber - Pistol	Property Destroyed	Administrative Forfeiture	---	---	---	---
Carrying a Rifle or Shotgun	04/28/2023	Firearm	Glock - 0.38 Caliber - Pistol	Property Destroyed	Summary Forfeiture	---	---	---	---
Carrying a Rifle or Shotgun	07/07/2023	Firearm	Taurus - 0.38 Caliber - Revolver	Property Destroyed	Summary Forfeiture	---	---	---	---
Carrying a Rifle or Shotgun	04/28/2023	Firearm	Glock - 0.4 Caliber - Pistol	Property Destroyed	Summary Forfeiture	---	---	---	---
Carrying a Rifle or Shotgun	04/28/2023	Firearm	Beretta - 9 Millimeter - Pistol	Property Destroyed	Summary Forfeiture	---	---	---	---
Carrying a Rifle or Shotgun	08/11/2023	Firearm	Taurus - 9 Millimeter - Unknown	Property Destroyed	Summary Forfeiture	---	---	---	---
Carrying a Rifle or Shotgun	07/07/2023	Firearm	FN America - 9 Millimeter - Pistol	Property Destroyed	Summary Forfeiture	---	---	---	---
Carrying a Rifle or Shotgun	04/28/2023	Firearm	Springfield - 0.45 Caliber - Pistol	Property Destroyed	Summary Forfeiture	---	---	---	---
Check Forgery	04/28/2023	Firearm	Smith and Wesson - 0.4 Caliber - Pistol	Property Destroyed	Summary Forfeiture	---	---	---	---
DUI-Related	07/12/2023	Firearm	Taurus - 9 Millimeter - Pistol	Property Destroyed	Summary Forfeiture	---	---	---	---
Carrying a Rifle or Shotgun	03/22/2023	Firearm	Taurus - 0.22 Caliber - Pistol	Property Destroyed	Summary Forfeiture	---	---	---	---

*When expenses exceed the gross amount received, the net proceeds available for distribution are shown as zero.

Table 2A
Property Seized Subject to State Forfeiture - Final Disposition - 2023
Sorted by Agency and Net Proceeds

Entity and Crime	Disposition Date	Type of Property	Property Detail	Disposition of Property	Basis of Disposition	Gross Sales	Expenses Paid	Amount Returned	Net Proceeds*
Minnesota State Patrol (Continued)									
Carrying a Rifle or Shotgun	04/07/2023	Firearm	High Standard - 0.22 Caliber - Pistol	Property Destroyed	Summary Forfeiture	---	---	---	---
Carrying a Rifle or Shotgun	07/25/2023	Firearm	Ruger - 0.38 Caliber - Unknown	Property Abandoned	Summary Forfeiture	---	---	---	---
DUI-Related	03/02/2023	Firearm	Remington Guns - 0.3 Caliber - Rifle	Returned to Owner	Administrative Forfeiture	---	---	---	---
Carrying a Rifle or Shotgun	08/21/2023	Firearm	Sig Sauer - 0.22 Caliber - Pistol	Returned to Owner	Judicial Forfeiture	---	---	---	---
Carrying a Rifle or Shotgun	08/15/2023	Firearm	Jennings - 9 Millimeter - Pistol	Property Forwarded	Judicial Forfeiture	---	---	---	---
Carrying a Rifle or Shotgun	08/21/2023	Firearm	Benjamin Prowler - 0.22 Caliber - Rifle	Property Destroyed	Summary Forfeiture	---	---	---	---
Controlled Substance	12/06/2023	Firearm	Smith and Wesson - 9 Millimeter - Shotgun	Property Destroyed	Summary Forfeiture	---	---	---	---
Firearm Possession	12/06/2023	Firearm	SCCY - 9 Millimeter - Unknown	Property Abandoned	Summary Forfeiture	---	---	---	---
DUI-Related	12/06/2023	Firearm	Glock - 9 Millimeter - Pistol	Property Destroyed	Summary Forfeiture	---	---	---	---
Firearm Possession	12/06/2023	Firearm	Colt - 0.38 Caliber - Revolver	Property Destroyed	Summary Forfeiture	---	---	---	---
Firearm Possession	12/06/2023	Firearm	Taurus - 9 Millimeter - Pistol	Property Destroyed	Summary Forfeiture	---	---	---	---
Controlled Substance	12/06/2023	Firearm	Glock - 9 Millimeter - Pistol	Property Destroyed	Summary Forfeiture	---	---	---	---
DUI-Related	12/06/2023	Firearm	Springfield - 9 Millimeter - Pistol	Returned to Owner	Administrative Forfeiture	---	---	---	---
DUI-Related	12/06/2023	Firearm	Smith and Wesson - 0.45 Caliber - Pistol	Property Destroyed	Summary Forfeiture	---	---	---	---
DUI-Related	12/06/2023	Firearm	Beretta - 0.4 Caliber - Pistol	Property Destroyed	Summary Forfeiture	---	---	---	---
Firearm Possession	12/06/2023	Firearm	Springfield - 9 Millimeter - Pistol	Property Destroyed	Summary Forfeiture	---	---	---	---
DUI-Related	12/06/2023	Firearm	Rock Island Armory - 0.45 Caliber - Pistol	Property Destroyed	Summary Forfeiture	---	---	---	---
Vehicular Homicide	12/06/2023	Firearm	Glock - 9 Millimeter - Pistol	Property Destroyed	Summary Forfeiture	---	---	---	---
Firearm Possession	12/06/2023	Firearm	Smith and Wesson - 0.38 Caliber - Pistol	Property Destroyed	Summary Forfeiture	---	---	---	---
DUI-Related	12/06/2023	Firearm	Smith and Wesson - 0.4 Caliber - Pistol	Property Destroyed	Summary Forfeiture	---	---	---	---
Firearm Possession	12/06/2023	Firearm	Ruger - 9 Millimeter - Pistol	Property Destroyed	Summary Forfeiture	---	---	---	---
DUI-Related	12/06/2023	Firearm	Smith and Wesson - 9 Millimeter - Pistol	Property Destroyed	Summary Forfeiture	---	---	---	---
Fleeing a Peace Officer	12/06/2023	Firearm	Remington Guns - 0.45 Caliber - Pistol	Property Destroyed	Summary Forfeiture	---	---	---	---
DUI-Related	12/06/2023	Firearm	Taurus - 9 Millimeter - Pistol	Property Destroyed	Summary Forfeiture	---	---	---	---
Firearm Possession	12/06/2023	Firearm	Smith and Wesson - 9 Millimeter - Pistol	Property Destroyed	Summary Forfeiture	---	---	---	---
DUI-Related	12/06/2023	Firearm	P80 - 9 Millimeter - Pistol	Property Destroyed	Summary Forfeiture	---	---	---	---
Controlled Substance	12/06/2023	Firearm	Ruger - 0.36 Caliber - Revolver	Property Destroyed	Summary Forfeiture	---	---	---	---
DUI-Related	12/06/2023	Firearm	Smith and Wesson - 9 Millimeter - Pistol	Property Destroyed	Summary Forfeiture	---	---	---	---
Firearm Possession	12/06/2023	Firearm	Smith and Wesson - 9 Millimeter - Pistol	Property Destroyed	Summary Forfeiture	---	---	---	---
DUI-Related	12/06/2023	Firearm	H&K - 9 Millimeter - Pistol	Property Destroyed	Summary Forfeiture	---	---	---	---
DUI-Related	12/06/2023	Firearm	Taurus - 9 Millimeter - Pistol	Property Destroyed	Summary Forfeiture	---	---	---	---
Firearm Possession	12/06/2023	Firearm	Forjas Taurus - 9 Millimeter - Unknown	Property Destroyed	Summary Forfeiture	---	---	---	---
DUI-Related	12/06/2023	Firearm	Ruger - 9 Millimeter - Pistol	Property Destroyed	Summary Forfeiture	---	---	---	---
Firearm Possession	12/06/2023	Firearm	Smith and Wesson - 0.45 Caliber - Pistol	Property Destroyed	Summary Forfeiture	---	---	---	---

*When expenses exceed the gross amount received, the net proceeds available for distribution are shown as zero.

Table 2A
Property Seized Subject to State Forfeiture - Final Disposition - 2023
Sorted by Agency and Net Proceeds

Entity and Crime	Disposition Date	Type of Property	Property Detail	Disposition of Property	Basis of Disposition	Gross Sales	Expenses Paid	Amount Returned	Net Proceeds*
Minnesota State Patrol (Continued)									
Firearm Possession	12/06/2023	Firearm	Sig Sauer - 9 Millimeter - Pistol	Property Destroyed	Summary Forfeiture	---	---	---	---
DUI-Related	12/06/2023	Firearm	Smith and Wesson - 0.4 Caliber - Pistol	Property Destroyed	Summary Forfeiture	---	---	---	---
DUI-Related	03/02/2023	Firearm	Fulton - 0.36 Caliber - Rifle	Returned to Owner	Administrative Forfeiture	---	---	---	---
DUI-Related	03/02/2023	Firearm	J.P Sauer and Sohn - 0.36 Caliber - Revolver	Returned to Owner	Administrative Forfeiture	---	---	---	---
Firearm Possession	12/05/2023	Firearm	Smith and Wesson - 0.44 Caliber - Revolver	Returned to Owner	Summary Forfeiture	---	---	---	---
Firearm Possession	12/05/2023	Firearm	Smith and Wesson - 0.4 Caliber - Pistol	Property Destroyed	Summary Forfeiture	---	---	---	---
Controlled Substance	12/05/2023	Firearm	Smith and Wesson - 0.38 Caliber - Revolver	Property Destroyed	Summary Forfeiture	---	---	---	---
Firearm Possession	12/05/2023	Firearm	Ruger - 9 Millimeter - Pistol	Property Destroyed	Summary Forfeiture	---	---	---	---
Firearm Possession	12/05/2023	Firearm	Glock - 0.4 Caliber - Pistol	Property Destroyed	Summary Forfeiture	---	---	---	---
Controlled Substance	12/05/2023	Firearm	Springfield - 9 Millimeter - Carbine	Property Destroyed	Summary Forfeiture	---	---	---	---
DUI-Related	12/05/2023	Firearm	Springfield - 9 Millimeter - Pistol	Property Destroyed	Summary Forfeiture	---	---	---	---
DUI-Related	12/05/2023	Firearm	Glock - 0.45 Caliber - Pistol	Property Destroyed	Summary Forfeiture	---	---	---	---
Controlled Substance	12/05/2023	Firearm	Ruger - 0.45 Caliber - Pistol	Property Destroyed	Summary Forfeiture	---	---	---	---
Fleeing a Peace Officer	12/05/2023	Firearm	FN America - 9 Millimeter - Pistol	Property Destroyed	Summary Forfeiture	---	---	---	---
Firearm Possession	12/05/2023	Firearm	Canik - 9 Millimeter - Pistol	Property Destroyed	Summary Forfeiture	---	---	---	---
Firearm Possession	12/05/2023	Firearm	Smith and Wesson - 9 Millimeter - Pistol	Property Destroyed	Summary Forfeiture	---	---	---	---
Firearm Possession	12/05/2023	Firearm	Taurus - 9 Millimeter - Pistol	Property Destroyed	Summary Forfeiture	---	---	---	---
Firearm Possession	12/05/2023	Firearm	Taurus - 0.4 Caliber - Pistol	Property Destroyed	Summary Forfeiture	---	---	---	---
Receiving Stolen Property	08/21/2023	Firearm	Smith and Wesson - 9 Millimeter - Pistol	Returned to Owner	Judicial Forfeiture	---	---	---	---
Receiving Stolen Property	08/21/2023	Firearm	Smith and Wesson - 0.38 Caliber - Revolver	Property Destroyed	Judicial Forfeiture	---	---	---	---
Drive-by Shooting	04/28/2023	Firearm	H&K - 9 Millimeter - Pistol	Property Destroyed	Agreement	---	---	---	---
Controlled Substance	04/05/2023	Firearm	Glock - 9 Millimeter - Pistol	Property Destroyed	Administrative Forfeiture	---	---	---	---
Controlled Substance	04/06/2023	Firearm	Ruger - 9 Millimeter - Pistol	Property Destroyed	Court Ordered Return	---	---	---	---
Controlled Substance	04/06/2023	Firearm	Ruger - 9 Millimeter - Pistol	Property Destroyed	Court Ordered Return	---	---	---	---
Controlled Substance	08/16/2023	Firearm	Henry - 0.45 Caliber - Rifle	Property Forwarded	Summary Forfeiture	---	---	---	---
Controlled Substance	03/09/2023	Firearm	Chiappa - 0.22 Caliber - Unknown	Property Forwarded	Summary Forfeiture	---	---	---	---
Controlled Substance	02/13/2023	Firearm	Glock - 9 Millimeter - Pistol	Property Destroyed	Summary Forfeiture	---	349	---	---
Fleeing a Peace Officer	05/22/2023	Motorcycle	2005 Yamaha YZF R1 Raven	Property Abandoned	Court Ordered Return	---	---	---	---
Fleeing a Peace Officer	08/11/2023	Motorcycle	2006 Yamaha YZF600R	Property Retained	Judicial Forfeiture	---	---	---	---
Fleeing a Peace Officer	10/10/2023	Motorcycle	2002 Harley-Davidson FXD	Property Abandoned	Judicial Forfeiture	---	---	---	---
Fleeing a Peace Officer	08/21/2023	Motorcycle	2005 Suzuki GSXR750	Returned to Owner	Court Ordered Return	---	799	---	---
Fleeing a Peace Officer	09/26/2023	Motorcycle	2004 Suzuki GSXR600	Property Abandoned	Judicial Forfeiture	---	---	---	---
Fleeing a Peace Officer	07/07/2023	Motorcycle	2006 Yamaha YZF R6	Returned to Owner	Judicial Forfeiture	---	377	---	---
Fleeing a Peace Officer	10/02/2023	Motorcycle	1986 Honda CN250	Returned to Owner	Judicial Forfeiture	---	---	---	---

*When expenses exceed the gross amount received, the net proceeds available for distribution are shown as zero.

Table 2A
Property Seized Subject to State Forfeiture - Final Disposition - 2023
Sorted by Agency and Net Proceeds

Entity and Crime	Disposition Date	Type of Property	Property Detail	Disposition of Property	Basis of Disposition	Gross Sales	Expenses Paid	Amount Returned	Net Proceeds*
Minnesota State Patrol (Continued)									
Fleeing a Peace Officer	05/11/2023	Motorcycle	1983 Honda CB600F 599	Salvage Yard	Administrative Forfeiture	---	997	---	---
Fleeing a Peace Officer	05/11/2023	Motorcycle	1994 Yamaha XJ600S Seca II	Salvage Yard	Administrative Forfeiture	---	1,211	---	---
Fleeing a Peace Officer	07/11/2023	Motorcycle	2009 Kawasaki ZX600	Property Retained	Judicial Forfeiture	---	---	---	---
Fleeing a Peace Officer	01/01/2023	Motorcycle	2001 Honda CBR600F	Property Abandoned	Judicial Forfeiture	---	---	---	---
DUI-Related	09/24/2023	Motorcycle	2001 Honda VT750	Returned to Owner	Administrative Forfeiture	---	357	---	---
Fleeing a Peace Officer	07/20/2023	Motorcycle	2013 Harley-Davidson Unknown	Returned to Owner	Judicial Forfeiture	---	---	---	---
DUI-Related	09/26/2023	Vehicle	2001 Pontiac Grand Am	Salvage Yard	Administrative Forfeiture	50	2,224	---	---
DUI-Related	12/14/2023	Vehicle	1994 Dodge Dakota Pickup 2WD	Salvage Yard	Administrative Forfeiture	75	585	---	---
DUI-Related	07/07/2023	Vehicle	2023 Chevrolet Silverado	Returned to Owner	Administrative Forfeiture	85	718	---	---
Fleeing a Peace Officer	10/11/2023	Vehicle	2013 Chevrolet Malibu	Returned to Owner	Judicial Forfeiture	86	708	---	---
Controlled Substance	02/13/2023	Vehicle	2015 Cadillac CTS	Returned to Owner	Administrative Forfeiture	87	87	---	---
DUI-Related	07/28/2023	Vehicle	1999 Honda Civic	Salvage Yard	Administrative Forfeiture	100	1,261	---	---
DUI-Related	10/20/2023	Vehicle	2003 Pontiac Grand Prix	Salvage Yard	Administrative Forfeiture	100	1,770	---	---
Fleeing a Peace Officer	09/18/2023	Motorcycle	1997 Yamaha YZF600R	Salvage Yard	Judicial Forfeiture	100	124	---	---
DUI-Related	12/13/2023	Bond/Security		Security/Bond Returned	Administrative Forfeiture	114	229	---	---
DUI-Related	02/17/2023	Vehicle	2006 Chevrolet Malibu	Salvage Yard	Administrative Forfeiture	150	1,098	---	---
Controlled Substance	07/25/2023	Vehicle	1998 Ford F150	Salvage Yard	Administrative Forfeiture	150	1,126	---	---
Fleeing a Peace Officer	12/04/2023	Vehicle	2004 Ford Crown Victoria	Returned to Owner	Judicial Forfeiture	150	647	---	---
DUI-Related	02/15/2023	Vehicle	2006 Nissan Rogue	Salvage Yard	Administrative Forfeiture	150	1,085	---	---
DUI-Related	01/20/2023	Vehicle	2004 Chevrolet Malibu	Salvage Yard	Administrative Forfeiture	150	819	---	---
DUI-Related	02/17/2023	Vehicle	2007 Infiniti QX56 2WD	Salvage Yard	Administrative Forfeiture	150	773	---	---
DUI-Related	03/23/2023	Vehicle	2006 Dodge Grand Caravan	Salvage Yard	Administrative Forfeiture	150	846	---	---
Controlled Substance	04/07/2023	Vehicle	2000 Chevrolet Blazer	Salvage Yard	Administrative Forfeiture	150	875	---	---
DUI-Related	10/25/2023	Vehicle	1994 Chevrolet GMT 400	Salvage Yard	Administrative Forfeiture	150	378	---	---
Controlled Substance	11/30/2023	Cash		Returned to Owner	Administrative Forfeiture	150	---	150	---
Controlled Substance	06/22/2023	Vehicle	2014 Ram 1500 4WD	Returned to Owner	Judicial Forfeiture	155	155	---	---
DUI-Related	08/11/2023	Vehicle	2004 Chrysler PT Cruiser	Returned to Owner	Administrative Forfeiture	167	680	---	---
Controlled Substance	02/10/2023	Vehicle	2013 Ford Escape	Returned to Owner	Court Ordered Return	175	704	---	---
DUI-Related	11/07/2023	Vehicle	2012 Ford Focus	Returned to Owner	Administrative Forfeiture	182	745	---	---
DUI-Related	09/26/2023	Vehicle	2007 Lincoln MKC AWD	Salvage Yard	Administrative Forfeiture	200	2,069	---	---
DUI-Related	08/28/2023	Vehicle	2006 Chevrolet Impala	Salvage Yard	Administrative Forfeiture	200	1,254	---	---
DUI-Related	09/20/2023	Vehicle	2006 Ford Focus	Salvage Yard	Administrative Forfeiture	200	868	---	---
DUI-Related	05/23/2023	Vehicle	2008 Buick Century	Salvage Yard	Administrative Forfeiture	200	866	---	---
DUI-Related	04/24/2023	Vehicle	2005 Mazda 3 4-Door	Salvage Yard	Administrative Forfeiture	200	1,131	---	---

*When expenses exceed the gross amount received, the net proceeds available for distribution are shown as zero.

Table 2A
Property Seized Subject to State Forfeiture - Final Disposition - 2023
Sorted by Agency and Net Proceeds

Entity and Crime	Disposition Date	Type of Property	Property Detail	Disposition of Property	Basis of Disposition	Gross Sales	Expenses Paid	Amount Returned	Net Proceeds*
Minnesota State Patrol (Continued)									
Controlled Substance	03/06/2023	Vehicle	2013 Buick LaCrosse	Salvage Yard	Administrative Forfeiture	200	1,101	---	---
DUI-Related	08/11/2023	Vehicle	2013 Ford Focus	Salvage Yard	Administrative Forfeiture	200	810	---	---
DUI-Related	09/20/2023	Vehicle	2005 Honda Pilot 2WD	Salvage Yard	Administrative Forfeiture	200	1,031	---	---
DUI-Related	05/02/2023	Vehicle	2007 Hyundai Sonata	Salvage Yard	Administrative Forfeiture	200	1,219	---	---
DUI-Related	05/25/2023	Vehicle	2011 Nissan Altima	Salvage Yard	Administrative Forfeiture	200	976	---	---
DUI-Related	09/20/2023	Vehicle	2010 Dodge Ram	Salvage Yard	Administrative Forfeiture	200	2,120	---	---
DUI-Related	04/24/2023	Vehicle	2006 Chevrolet TrailBlazer	Salvage Yard	Administrative Forfeiture	200	1,000	---	---
Fleeing a Peace Officer	07/07/2023	Vehicle	2004 Mazda 6 Sport Wagon	Salvage Yard	Administrative Forfeiture	200	929	---	---
DUI-Related	07/01/2023	Vehicle	2007 Dodge Charger	Salvage Yard	Administrative Forfeiture	200	935	---	---
Fleeing a Peace Officer	08/09/2023	Vehicle	2016 Hyundai Veloster	Salvage Yard	Judicial Forfeiture	200	825	---	---
DUI-Related	04/24/2023	Vehicle	2007 Nissan Altima	Salvage Yard	Administrative Forfeiture	200	556	---	---
DUI-Related	02/15/2023	Vehicle	2010 Nissan Altima	Salvage Yard	Administrative Forfeiture	200	1,006	---	---
DUI-Related	04/06/2023	Vehicle	2005 Chevrolet TrailBlazer	Salvage Yard	Administrative Forfeiture	200	1,092	---	---
DUI-Related	05/05/2023	Vehicle	2005 Chevrolet Malibu	Salvage Yard	Administrative Forfeiture	200	1,126	---	---
DUI-Related	08/09/2023	Vehicle	2005 Nissan Altima	Salvage Yard	Administrative Forfeiture	200	837	---	---
DUI-Related	07/17/2023	Vehicle	2003 Cadillac Escalade 4WD	Salvage Yard	Administrative Forfeiture	200	229	---	---
Fleeing a Peace Officer	07/18/2023	Vehicle	2007 Mazda 3 4-Door	Salvage Yard	Judicial Forfeiture	200	788	---	---
DUI-Related	07/07/2023	Vehicle	2008 Infiniti QX56 2WD	Salvage Yard	Administrative Forfeiture	200	850	---	---
DUI-Related	04/24/2023	Vehicle	2010 Honda Fit	Salvage Yard	Administrative Forfeiture	200	780	---	---
DUI-Related	09/26/2023	Vehicle	2009 Toyota Camry	Salvage Yard	Administrative Forfeiture	200	1,267	---	---
DUI-Related	08/11/2023	Vehicle	2001 Dodge Ram	Salvage Yard	Administrative Forfeiture	200	579	---	---
DUI-Related	02/27/2023	Vehicle	2006 Chevrolet Impala	Salvage Yard	Administrative Forfeiture	200	1,048	---	---
DUI-Related	08/16/2023	Vehicle	2002 Honda Accord	Salvage Yard	Administrative Forfeiture	200	850	---	---
DUI-Related	08/01/2023	Vehicle	2004 Suzuki Forenza	Salvage Yard	Administrative Forfeiture	200	1,195	---	---
DUI-Related	07/07/2023	Vehicle	2005 Kia Spectra	Salvage Yard	Administrative Forfeiture	201	737	---	---
DUI-Related	07/07/2023	Vehicle	1998 Toyota Corolla	Salvage Yard	Administrative Forfeiture	201	748	---	---
Fleeing a Peace Officer	11/27/2023	Vehicle	2018 Chevrolet Silverado	Returned to Owner	Judicial Forfeiture	217	217	---	---
DUI-Related	08/17/2023	Vehicle	1999 Toyota Camry	Returned to Owner	Administrative Forfeiture	223	762	---	---
Fleeing a Peace Officer	10/10/2023	Vehicle	2018 Toyota Highlander	Returned to Owner	Judicial Forfeiture	223	223	---	---
DUI-Related	08/30/2023	Vehicle	2003 Pontiac Grand Prix	Salvage Yard	Administrative Forfeiture	225	822	---	---
Controlled Substance	03/23/2023	Vehicle	2007 Saturn VUE	Salvage Yard	Administrative Forfeiture	225	412	---	---
Controlled Substance	01/19/2023	Vehicle	2004 Pontiac Grand Prix	Returned to Owner	Agreement	237	237	---	---
DUI-Related	03/09/2023	Vehicle	2011 Toyota Camry	Returned to Lienholder	Judicial Forfeiture	239	239	---	---
DUI-Related	11/14/2023	Vehicle	2008 GMC Yukon 1500 2WD	Returned to Owner	Administrative Forfeiture	241	1,206	---	---

*When expenses exceed the gross amount received, the net proceeds available for distribution are shown as zero.

Table 2A
Property Seized Subject to State Forfeiture - Final Disposition - 2023
Sorted by Agency and Net Proceeds

Entity and Crime	Disposition Date	Type of Property	Property Detail	Disposition of Property	Basis of Disposition	Gross Sales	Expenses Paid	Amount Returned	Net Proceeds*
Minnesota State Patrol (Continued)									
DUI-Related	11/02/2023	Vehicle	2013 Chevrolet Silverado	Returned to Owner	Administrative Forfeiture	241	241	---	---
DUI-Related	06/22/2023	Vehicle	2004 Chevrolet Monte Carlo	Salvage Yard	Administrative Forfeiture	247	321	---	---
DUI-Related	06/22/2023	Vehicle	2005 Pontiac Grand Prix	Salvage Yard	Administrative Forfeiture	247	269	---	---
DUI-Related	07/07/2023	Vehicle	2012 GMC Acadia AWD	Returned to Owner	Administrative Forfeiture	248	787	---	---
DUI-Related	12/01/2023	Vehicle	2001 Chevrolet Impala	Returned to Owner	Administrative Forfeiture	249	763	---	---
Controlled Substance	10/25/2023	Vehicle	2018 Nissan Altima	Returned to Owner	Administrative Forfeiture	250	250	---	---
Controlled Substance	05/20/2023	Vehicle	2001 Toyota RAV4	Returned to Owner	Administrative Forfeiture	250	820	---	---
DUI-Related	12/05/2023	Vehicle	2010 Dodge Grand Caravan	Salvage Yard	Judicial Forfeiture	250	490	---	---
DUI-Related	12/19/2023	Vehicle	2020 Volkswagen Jetta	Returned to Owner	Agreement	250	671	---	---
DUI-Related	12/12/2023	Vehicle	1998 Honda Civic	Property Sold	Administrative Forfeiture	250	1,157	---	---
DUI-Related	09/18/2023	Vehicle	1999 Ford Escort	Salvage Yard	Administrative Forfeiture	250	1,176	---	---
Controlled Substance	03/23/2023	Vehicle	2001 Lexus RX 300	Salvage Yard	Administrative Forfeiture	250	358	---	---
DUI-Related	12/07/2023	Vehicle	2013 Chevrolet Impala	Returned to Owner	Agreement	250	469	---	---
DUI-Related	09/13/2023	Vehicle	2006 Ford F150	Returned to Owner	Agreement	250	374	---	---
Controlled Substance	04/10/2023	Vehicle	2005 Lincoln LS	Salvage Yard	Administrative Forfeiture	250	269	---	---
DUI-Related	07/07/2023	Vehicle	2018 Hyundai Elantra	Returned to Owner	Administrative Forfeiture	255	771	---	---
DUI-Related	11/28/2023	Vehicle	2005 Nissan Altima	Salvage Yard	Administrative Forfeiture	256	1,246	---	---
DUI-Related	04/21/2023	Vehicle	2010 Chevrolet Cruze	Salvage Yard	Administrative Forfeiture	256	1,249	---	---
DUI-Related	04/18/2023	Vehicle	2008 Dodge Avenger	Salvage Yard	Administrative Forfeiture	256	761	---	---
DUI-Related	04/21/2023	Vehicle	2001 Chevrolet Malibu	Salvage Yard	Administrative Forfeiture	256	551	---	---
Fleeing a Peace Officer	05/11/2023	Vehicle	2001 Saturn SL	Salvage Yard	Administrative Forfeiture	265	895	---	---
DUI-Related	11/28/2023	Vehicle	2004 Ford Freestar Wagon FWD	Salvage Yard	Administrative Forfeiture	265	314	---	---
DUI-Related	06/22/2023	Vehicle	2008 Honda Accord	Salvage Yard	Administrative Forfeiture	269	474	---	---
DUI-Related	12/12/2023	Bond/Security		Security/Bond Returned	Administrative Forfeiture	269	269	---	---
DUI-Related	12/12/2023	Vehicle	2006 Ford F150	Returned to Owner	Administrative Forfeiture	270	1,029	---	---
DUI-Related	06/13/2023	Vehicle	2002 Ford F150	Salvage Yard	Administrative Forfeiture	281	768	---	---
DUI-Related	01/13/2023	Vehicle	2005 Jeep Cherokee 2WD	Returned to Owner	Administrative Forfeiture	284	284	---	---
Controlled Substance	03/10/2023	Vehicle	2001 Buick Park Avenue	Returned to Owner	Administrative Forfeiture	285	285	---	---
DUI-Related	01/11/2023	Vehicle	2015 Chevrolet Equinox	Returned to Owner	Court Ordered Return	288	781	---	---
DUI-Related	11/02/2023	Bond/Security		Security/Bond Returned	Administrative Forfeiture	291	291	---	---
DUI-Related	03/09/2023	Vehicle	2008 Chevrolet Impala	Returned to Owner	Agreement	298	814	---	---
DUI-Related	10/27/2023	Vehicle	2004 Infiniti G35	Salvage Yard	Administrative Forfeiture	300	1,116	---	---
Fleeing a Peace Officer	10/05/2023	Vehicle	2000 Dodge Neon	Salvage Yard	Administrative Forfeiture	300	1,461	---	---
DUI-Related	11/08/2023	Vehicle	2002 BMW 325i	Salvage Yard	Administrative Forfeiture	300	917	---	---

*When expenses exceed the gross amount received, the net proceeds available for distribution are shown as zero.

Table 2A
Property Seized Subject to State Forfeiture - Final Disposition - 2023
Sorted by Agency and Net Proceeds

Entity and Crime	Disposition Date	Type of Property	Property Detail	Disposition of Property	Basis of Disposition	Gross Sales	Expenses Paid	Amount Returned	Net Proceeds*
Minnesota State Patrol (Continued)									
DUI-Related	08/21/2023	Vehicle	2007 GMC Yukon C1500 XL 2WD	Salvage Yard	Administrative Forfeiture	300	1,370	---	---
DUI-Related	09/26/2023	Vehicle	2005 Jeep Liberty 2WD	Property Sold	Administrative Forfeiture	300	2,945	---	---
DUI-Related	04/07/2023	Vehicle	2013 Chevrolet Traverse AWD	Salvage Yard	Administrative Forfeiture	300	894	---	---
DUI-Related	06/22/2023	Vehicle	2003 Dodge Durango	Property Sold	Administrative Forfeiture	300	905	---	---
Fleeing a Peace Officer	06/22/2023	Motorcycle	2002 Honda VFR800	Property Sold	Administrative Forfeiture	300	936	---	---
Controlled Substance	12/15/2023	Vehicle	2004 Nissan Altima	Salvage Yard	Agreement	301	365	---	---
Controlled Substance	11/09/2023	Vehicle	2006 Acura TSX	Salvage Yard	Administrative Forfeiture	305	1,127	---	---
DUI-Related	11/09/2023	Vehicle	2000 Buick LeSabre	Salvage Yard	Administrative Forfeiture	305	694	---	---
DUI-Related	04/21/2023	Vehicle	1994 Chevrolet GMT400	Salvage Yard	Administrative Forfeiture	306	992	---	---
DUI-Related	11/30/2023	Bond/Security		Security/Bond Returned	Administrative Forfeiture	306	313	---	---
Controlled Substance	05/23/2023	Vehicle	2002 Acura 3.2TL	Property Sold	Administrative Forfeiture	310	402	---	---
DUI-Related	10/28/2023	Bond/Security		Security/Bond Returned	Administrative Forfeiture	313	313	---	---
DUI-Related	07/07/2023	Vehicle	2005 Toyota Corolla	Salvage Yard	Administrative Forfeiture	320	450	---	---
DUI-Related	03/23/2023	Vehicle	2010 Chevrolet Equinox	Salvage Yard	Administrative Forfeiture	325	851	---	---
DUI-Related	07/07/2023	Vehicle	2002 Pontiac Bonneville	Salvage Yard	Administrative Forfeiture	325	485	---	---
DUI-Related	11/28/2023	Vehicle	2002 Chevrolet TrailBlazer	Property Sold	Administrative Forfeiture	325	1,493	---	---
DUI-Related	08/01/2023	Vehicle	2007 Chevrolet Cobalt	Property Sold	Administrative Forfeiture	325	1,228	---	---
DUI-Related	10/31/2023	Vehicle	2000 GMC Sonoma 2WD	Salvage Yard	Administrative Forfeiture	325	1,445	---	---
DUI-Related	11/07/2023	Vehicle	2014 Hyundai Sonata	Returned to Owner	Administrative Forfeiture	346	346	---	---
Controlled Substance	06/13/2023	Vehicle	2008 Chevrolet Tahoe	Salvage Yard	Administrative Forfeiture	347	376	---	---
DUI-Related	04/19/2023	Vehicle	2011 BMW 528i	Returned to Owner	Administrative Forfeiture	349	702	---	---
DUI-Related	11/28/2023	Vehicle	1995 GMC Sierra 1500	Salvage Yard	Judicial Forfeiture	350	1,171	---	---
Controlled Substance	06/22/2023	Vehicle	2006 Chrysler Town and Country	Property Sold	Administrative Forfeiture	350	459	---	---
DUI-Related	10/02/2023	Vehicle	2001 Ford Explorer	Property Sold	Administrative Forfeiture	350	1,036	---	---
DUI-Related	06/22/2023	Vehicle	2005 Mazda 6	Salvage Yard	Administrative Forfeiture	350	887	---	---
DUI-Related	04/17/2023	Vehicle	2013 Nissan Altima	Property Sold	Administrative Forfeiture	350	761	---	---
Fleeing a Peace Officer	06/22/2023	Motorcycle	2000 Honda CBR600F	Property Sold	Agreement	350	867	---	---
DUI-Related	04/17/2023	Vehicle	2010 Ford F150	Returned to Lienholder	Judicial Forfeiture	354	354	---	---
DUI-Related	08/30/2023	Vehicle	2007 Kia Sedona	Salvage Yard	Administrative Forfeiture	355	1,027	---	---
DUI-Related	09/15/2023	Vehicle	2008 Chrysler Town and Country	Salvage Yard	Administrative Forfeiture	355	1,072	---	---
DUI-Related	11/14/2023	Vehicle	2009 Cadillac CTS	Salvage Yard	Administrative Forfeiture	357	955	---	---
DUI-Related	11/09/2023	Vehicle	2013 Ford Focus	Salvage Yard	Judicial Forfeiture	357	1,264	---	---
DUI-Related	04/07/2023	Vehicle	2014 Jeep Grand Cherokee 2WD	Returned to Owner	Administrative Forfeiture	357	710	---	---
DUI-Related	01/24/2023	Vehicle	2012 Chevrolet Impala	Returned to Owner	Agreement	392	971	---	---

*When expenses exceed the gross amount received, the net proceeds available for distribution are shown as zero.

Table 2A
Property Seized Subject to State Forfeiture - Final Disposition - 2023
Sorted by Agency and Net Proceeds

Entity and Crime	Disposition Date	Type of Property	Property Detail	Disposition of Property	Basis of Disposition	Gross Sales	Expenses Paid	Amount Returned	Net Proceeds*
Minnesota State Patrol (Continued)									
DUI-Related	10/27/2023	Vehicle	2011 Nissan Armada 2WD	Salvage Yard	Administrative Forfeiture	400	1,619	---	---
DUI-Related	03/23/2023	Vehicle	2006 Dodge Charger	Salvage Yard	Administrative Forfeiture	400	888	---	---
DUI-Related	05/23/2023	Vehicle	2008 Chevrolet Cobalt	Salvage Yard	Administrative Forfeiture	400	1,178	---	---
DUI-Related	06/22/2023	Vehicle	2002 Volkswagen Jetta	Salvage Yard	Administrative Forfeiture	400	1,015	---	---
DUI-Related	10/27/2023	Vehicle	1997 Ford F150	Salvage Yard	Administrative Forfeiture	400	1,041	---	---
DUI-Related	09/26/2023	Vehicle	2006 Pontiac G6	Property Sold	Administrative Forfeiture	400	1,393	---	---
DUI-Related	12/21/2023	Vehicle	2009 Ford Escape	Salvage Yard	Administrative Forfeiture	400	1,188	---	---
Fleeing a Peace Officer	06/09/2023	Vehicle	2017 Chevrolet Malibu	Returned to Owner	Administrative Forfeiture	400	970	---	---
DUI-Related	07/07/2023	Vehicle	2011 Jeep Grand Cherokee 2WD	Returned to Owner	Administrative Forfeiture	403	942	---	---
DUI-Related	08/07/2023	Vehicle	2013 Ford Explorer	Returned to Owner	Administrative Forfeiture	407	407	---	---
DUI-Related	02/25/2023	Bond/Security		Security/Bond Returned	Administrative Forfeiture	414	414	---	---
DUI-Related	07/07/2023	Vehicle	2016 GMC Terrain AWD	Salvage Yard	Administrative Forfeiture	416	1,187	---	---
DUI-Related	03/23/2023	Vehicle	2018 Nissan Versa	Salvage Yard	Administrative Forfeiture	425	841	---	---
DUI-Related	03/25/2023	Vehicle	2008 Mazda 3 4-Door	Salvage Yard	Administrative Forfeiture	425	827	---	---
DUI-Related	08/11/2023	Vehicle	2015 Volkswagen Passat	Salvage Yard	Administrative Forfeiture	425	697	---	---
Fleeing a Peace Officer	08/11/2023	Vehicle	2005 Chevrolet Equinox	Property Sold	Administrative Forfeiture	425	677	---	---
Fleeing a Peace Officer	12/07/2023	Vehicle	2005 Chrysler 300	Returned to Owner	Judicial Forfeiture	425	964	---	---
Controlled Substance	07/07/2023	Vehicle	2008 Subaru Impreza	Returned to Owner	Administrative Forfeiture	428	659	---	---
DUI-Related	05/23/2023	Vehicle	2005 Pontiac G6	Returned to Owner	Administrative Forfeiture	428	1,115	---	---
DUI-Related	03/23/2023	Vehicle	2014 Toyota Camry	Returned to Owner	Administrative Forfeiture	429	782	---	---
Controlled Substance	07/07/2023	Vehicle	2012 Toyota Camry	Salvage Yard	Administrative Forfeiture	430	457	---	---
DUI-Related	07/07/2023	Vehicle	2007 Chevrolet Impala	Salvage Yard	Administrative Forfeiture	430	1,248	---	---
Fleeing a Peace Officer	04/17/2023	Vehicle	2020 Hyundai Elantra	Returned to Owner	Administrative Forfeiture	432	947	---	---
DUI-Related	03/29/2023	Vehicle	2013 Ford Flex AWD	Returned to Owner	Administrative Forfeiture	439	543	---	---
DUI-Related	03/09/2023	Bond/Security		Bond for Distribution	Court Ordered Return	439	439	---	---
DUI-Related	06/16/2023	Vehicle	2018 Chevrolet Equinox	Returned to Owner	Administrative Forfeiture	446	1,304	---	---
DUI-Related	07/12/2023	Vehicle	2010 Mazda 3 4-Door	Returned to Owner	Administrative Forfeiture	447	1,263	---	---
DUI-Related	03/23/2023	Vehicle	2013 Ford Edge	Returned to Owner	Administrative Forfeiture	447	874	---	---
DUI-Related	08/10/2023	Vehicle	2012 Toyota Camry	Property Sold	Administrative Forfeiture	450	1,094	---	---
Fleeing a Peace Officer	04/04/2023	Vehicle	2013 Ford Fusion	Returned to Owner	Court Ordered Return	452	641	---	---
DUI-Related	03/23/2023	Vehicle	2015 Honda CR-V 2WD	Returned to Owner	Administrative Forfeiture	453	453	---	---
DUI-Related	07/07/2023	Vehicle	2006 Pontiac G6	Salvage Yard	Administrative Forfeiture	455	619	---	---
DUI-Related	07/07/2023	Vehicle	2003 Dodge Ram	Salvage Yard	Administrative Forfeiture	455	1,159	---	---
DUI-Related	07/10/2023	Vehicle	2014 Subaru Forester AWD	Returned to Owner	Administrative Forfeiture	459	1,033	---	---

*When expenses exceed the gross amount received, the net proceeds available for distribution are shown as zero.

Table 2A
Property Seized Subject to State Forfeiture - Final Disposition - 2023
Sorted by Agency and Net Proceeds

Entity and Crime	Disposition Date	Type of Property	Property Detail	Disposition of Property	Basis of Disposition	Gross Sales	Expenses Paid	Amount Returned	Net Proceeds*
Minnesota State Patrol (Continued)									
DUI-Related	02/13/2023	Vehicle	1998 Honda Civic	Returned to Owner	Administrative Forfeiture	461	1,009	---	---
Fleeing a Peace Officer	01/30/2023	Vehicle	2020 Chevrolet Malibu	Returned to Owner	Agreement	461	852	---	---
DUI-Related	04/07/2023	Vehicle	2004 Chevrolet TrailBlazer	Returned to Owner	Administrative Forfeiture	462	815	---	---
DUI-Related	03/30/2023	Vehicle	2012 Chevrolet Malibu	Returned to Owner	Administrative Forfeiture	464	817	---	---
DUI-Related	02/14/2023	Vehicle	2011 Chevrolet Equinox	Returned to Owner	Administrative Forfeiture	467	1,089	---	---
DUI-Related	03/09/2023	Vehicle	2020 Jeep Grand Cherokee 2WD	Returned to Owner	Agreement	470	659	---	---
Controlled Substance	04/17/2023	Vehicle	2007 Infiniti M45	Returned to Owner	Administrative Forfeiture	471	684	---	---
DUI-Related	06/22/2023	Vehicle	2006 Pontiac Grand Prix	Property Sold	Administrative Forfeiture	475	933	---	---
DUI-Related	07/07/2023	Vehicle	2012 Chevrolet Traverse AWD	Returned to Owner	Administrative Forfeiture	482	1,068	---	---
DUI-Related	06/22/2023	Vehicle	1999 GMC Yukon 1500 2WD	Returned to Owner	Agreement	484	853	---	---
Controlled Substance	02/08/2023	Vehicle	2006 Chevrolet TrailBlazer	Returned to Owner	Administrative Forfeiture	485	489	---	---
DUI-Related	03/09/2023	Vehicle	2013 Mercedes-Benz ML320	Returned to Owner	Administrative Forfeiture	486	862	---	---
Fleeing a Peace Officer	03/23/2023	Vehicle	2007 Lexus ES 250	Returned to Owner	Judicial Forfeiture	486	839	---	---
DUI-Related	04/04/2023	Vehicle	2013 Hyundai Veloster	Returned to Owner	Administrative Forfeiture	487	700	---	---
Controlled Substance	06/08/2023	Vehicle	2020 Jeep Grand Cherokee 2WD	Returned to Owner	Administrative Forfeiture	487	840	---	---
DUI-Related	05/05/2023	Vehicle	2015 Kia Soul	Returned to Lienholder	Administrative Forfeiture	487	1,050	---	---
Fleeing a Peace Officer	02/14/2023	Vehicle	2017 Volkswagen Passat	Returned to Owner	Court Ordered Return	489	866	---	---
Fleeing a Peace Officer	04/26/2023	ATV	2019 Can-Am Maverick 1000 4x4 XRS	Returned to Owner	Administrative Forfeiture	492	751	---	---
DUI-Related	08/11/2023	Vehicle	2003 Chevrolet Suburban	Returned to Owner	Administrative Forfeiture	498	498	---	---
Controlled Substance	04/21/2023	Vehicle	2008 Dodge Avenger	Returned to Owner	Administrative Forfeiture	499	712	---	---
DUI-Related	06/22/2023	Vehicle	2010 Hyundai Sonata	Property Sold	Administrative Forfeiture	500	1,014	---	---
DUI-Related	12/27/2023	Vehicle	2008 Chrysler Aspen 2WD	Property Sold	Administrative Forfeiture	500	1,286	---	---
DUI-Related	06/30/2023	Vehicle	2000 Chevrolet Impala	Returned to Owner	Administrative Forfeiture	504	693	---	---
Fleeing a Peace Officer	08/30/2023	Vehicle	1998 Dodge Ram	Salvage Yard	Administrative Forfeiture	505	1,179	---	---
DUI-Related	08/11/2023	Vehicle	2018 Ford F150	Returned to Owner	Administrative Forfeiture	505	994	---	---
DUI-Related	12/12/2023	Vehicle	2005 Ford Focus	Returned to Owner	Judicial Forfeiture	510	1,115	---	---
Fleeing a Peace Officer	10/11/2023	Vehicle	2010 Kia Soul	Salvage Yard	Judicial Forfeiture	511	926	---	---
DUI-Related	04/19/2023	Vehicle	2015 Chevrolet Silverado	Returned to Lienholder	Administrative Forfeiture	513	513	---	---
DUI-Related	03/23/2023	Vehicle	2010 Audi Q5	Salvage Yard	Administrative Forfeiture	525	969	---	---
DUI-Related	04/14/2023	Vehicle	2011 Kia Optima	Returned to Owner	Administrative Forfeiture	529	890	---	---
DUI-Related	01/06/2023	Vehicle	2007 Buick LaCrosse	Returned to Owner	Administrative Forfeiture	531	1,081	---	---
Fleeing a Peace Officer	10/26/2023	ATV	2005 Honda TRX400	Returned to Owner	Judicial Forfeiture	538	538	---	---
Controlled Substance	11/17/2023	Vehicle	2012 Chevrolet Malibu	Returned to Owner	Agreement	539	539	---	---
DUI-Related	04/19/2023	Vehicle	2007 Dodge Nitro 2WD	Returned to Owner	Administrative Forfeiture	543	543	---	---

*When expenses exceed the gross amount received, the net proceeds available for distribution are shown as zero.

Table 2A
Property Seized Subject to State Forfeiture - Final Disposition - 2023
Sorted by Agency and Net Proceeds

Entity and Crime	Disposition Date	Type of Property	Property Detail	Disposition of Property	Basis of Disposition	Gross Sales	Expenses Paid	Amount Returned	Net Proceeds*
Minnesota State Patrol (Continued)									
Fleeing a Peace Officer	06/09/2023	Vehicle	2016 Mazda CX-3 2WD	Returned to Owner	Judicial Forfeiture	545	914	---	---
DUI-Related	04/17/2023	Vehicle	2000 Chevrolet Suburban	Property Sold	Administrative Forfeiture	550	1,138	---	---
DUI-Related	10/31/2023	Vehicle	2009 Nissan Altima	Property Sold	Administrative Forfeiture	550	1,312	---	---
DUI-Related	09/26/2023	Vehicle	2003 Acura MDX	Property Sold	Administrative Forfeiture	550	1,433	---	---
DUI-Related	02/15/2023	Vehicle	2012 Ford Escape	Returned to Owner	Administrative Forfeiture	552	1,141	---	---
DUI-Related	04/07/2023	Vehicle	2015 BMW X5	Returned to Owner	Judicial Forfeiture	553	553	---	---
Controlled Substance	03/09/2023	Vehicle	2008 Chevrolet Tahoe	Returned to Lienholder	Agreement	554	554	---	---
DUI-Related	04/10/2023	Vehicle	2008 Chevrolet Silverado	Returned to Lienholder	Administrative Forfeiture	563	563	---	---
DUI-Related	09/01/2023	Bond/Security		Security/Bond Returned	Administrative Forfeiture	563	563	---	---
DUI-Related	10/12/2023	Vehicle	2018 Cadillac XTS	Returned to Owner	Agreement	565	966	---	---
DUI-Related	08/10/2023	Vehicle	2012 Chevrolet Equinox	Salvage Yard	Administrative Forfeiture	575	703	---	---
DUI-Related	04/07/2023	Vehicle	2002 Chevrolet TrailBlazer	Property Sold	Administrative Forfeiture	575	796	---	---
DUI-Related	03/23/2023	Vehicle	2006 Toyota Camry	Salvage Yard	Administrative Forfeiture	575	655	---	---
Fleeing a Peace Officer	04/06/2023	Motorcycle	2005 Yamaha YZF R6	Property Sold	Administrative Forfeiture	575	685	---	---
Fleeing a Peace Officer	08/11/2023	Vehicle	2002 Jeep Cherokee 2WD	Returned to Owner	Judicial Forfeiture	576	767	---	---
DUI-Related	08/23/2023	Vehicle	2018 Nissan Armada 4WD	Returned to Lienholder	Administrative Forfeiture	577	606	---	---
DUI-Related	01/26/2023	Vehicle	2006 Hummer H3 4WD	Returned to Owner	Administrative Forfeiture	581	959	---	---
DUI-Related	03/23/2023	Vehicle	2011 Dodge Ram	Returned to Owner	Administrative Forfeiture	584	764	---	---
Fleeing a Peace Officer	06/16/2023	Vehicle	1999 GMC Suburban 1500 2WD	Returned to Owner	Judicial Forfeiture	586	947	---	---
Controlled Substance	04/06/2023	Vehicle	2014 Hyundai Veloster	Returned to Owner	Administrative Forfeiture	588	1,104	---	---
DUI-Related	03/20/2023	Vehicle	2018 Ford Fusion	Returned to Owner	Administrative Forfeiture	589	589	---	---
DUI-Related	05/23/2023	Vehicle	2014 Chevrolet Silverado	Returned to Owner	Administrative Forfeiture	595	971	---	---
DUI-Related	06/30/2023	Vehicle	2007 Toyota Corolla	Property Sold	Administrative Forfeiture	600	1,192	---	---
DUI-Related	12/01/2023	Vehicle	2017 Hyundai Sonata	Returned to Owner	Administrative Forfeiture	600	1,067	---	---
DUI-Related	06/22/2023	Vehicle	2011 Chevrolet Malibu	Property Sold	Administrative Forfeiture	600	1,199	---	---
DUI-Related	04/17/2023	Vehicle	2018 Nissan Murano	Returned to Owner	Administrative Forfeiture	601	814	---	---
Fleeing a Peace Officer	06/12/2023	Vehicle	2012 Audi A6	Returned to Owner	Judicial Forfeiture	604	793	---	---
Fleeing a Peace Officer	09/29/2023	Vehicle	2023 Hyundai Santa Fe 2WD	Returned to Owner	Judicial Forfeiture	606	1,032	---	---
Controlled Substance	04/25/2023	Vehicle	2008 Dodge Charger	Property Sold	Administrative Forfeiture	610	686	---	---
DUI-Related	03/09/2023	Vehicle	2019 Kia Optima	Returned to Lienholder	Administrative Forfeiture	613	613	---	---
DUI-Related	01/01/2023	Vehicle	2013 Ford F150	Returned to Owner	Administrative Forfeiture	615	615	---	---
Fleeing a Peace Officer	08/10/2023	Vehicle	2012 Toyota Camry	Returned to Owner	Judicial Forfeiture	617	884	---	---
DUI-Related	04/07/2023	Vehicle	2005 Ford F150	Property Sold	Administrative Forfeiture	625	835	---	---
DUI-Related	04/28/2023	Vehicle	2008 Chevrolet Cobalt	Property Sold	Administrative Forfeiture	632	1,061	---	---

*When expenses exceed the gross amount received, the net proceeds available for distribution are shown as zero.

Table 2A
Property Seized Subject to State Forfeiture - Final Disposition - 2023
Sorted by Agency and Net Proceeds

Entity and Crime	Disposition Date	Type of Property	Property Detail	Disposition of Property	Basis of Disposition	Gross Sales	Expenses Paid	Amount Returned	Net Proceeds*
Minnesota State Patrol (Continued)									
DUI-Related	03/23/2023	Vehicle	2009 Honda Accord	Returned to Owner	Agreement	634	642	---	---
Fleeing a Peace Officer	04/24/2023	Vehicle	2003 GMC Yukon 1500 2WD	Returned to Owner	Judicial Forfeiture	644	857	---	---
Controlled Substance	12/06/2023	Vehicle	2018 Dodge Ram	Returned to Owner	Administrative Forfeiture	645	1,372	---	---
Controlled Substance	01/01/2023	Vehicle	2012 Cadillac Escalade 2WD	Returned to Lienholder	Administrative Forfeiture	647	654	---	---
DUI-Related	04/06/2023	Vehicle	2001 Ford Expedition	Property Sold	Administrative Forfeiture	650	651	---	---
DUI-Related	07/07/2023	Vehicle	2011 Chevrolet Cruze	Property Sold	Administrative Forfeiture	650	1,750	---	---
DUI-Related	08/23/2023	Bond/Security		Security/Bond Returned	Judicial Forfeiture	655	898	---	---
DUI-Related	08/14/2023	Vehicle	2018 Chevrolet Silverado	Returned to Owner	Administrative Forfeiture	662	1,076	---	---
DUI-Related	04/24/2023	Vehicle	2009 Chevrolet Impala	Returned to Owner	Administrative Forfeiture	663	876	---	---
DUI-Related	04/20/2023	Vehicle	2017 Nissan Sentra	Returned to Lienholder	Administrative Forfeiture	664	1,005	---	---
Controlled Substance	07/07/2023	Vehicle	2014 Dodge Charger	Returned to Lienholder	Administrative Forfeiture	664	664	---	---
DUI-Related	03/09/2023	Vehicle	2019 Toyota Camry	Returned to Owner	Agreement	668	668	---	---
DUI-Related	07/21/2023	Vehicle	2019 Honda Accord	Returned to Owner	Administrative Forfeiture	668	1,257	---	---
Vehicular Operation	12/07/2023	Vehicle	2016 GMC Acadia AWD	Returned to Owner	Judicial Forfeiture	669	960	---	---
DUI-Related	09/11/2023	Vehicle	2017 Chevrolet Equinox	Returned to Owner	Administrative Forfeiture	670	1,174	---	---
Fleeing a Peace Officer	09/01/2023	Vehicle	2014 Dodge Charger	Returned to Owner	Judicial Forfeiture	674	838	---	---
DUI-Related	11/28/2023	Vehicle	2008 Hyundai Sonata	Property Sold	Administrative Forfeiture	675	777	---	---
DUI-Related	10/02/2023	Vehicle	2007 Nissan Altima	Property Sold	Administrative Forfeiture	675	1,183	---	---
DUI-Related	04/06/2023	Vehicle	2002 GMC Yukon	Property Sold	Administrative Forfeiture	675	1,795	---	---
DUI-Related	11/28/2023	Vehicle	2018 Dodge Journey	Returned to Lienholder	Administrative Forfeiture	676	2,467	---	---
DUI-Related	07/25/2023	Vehicle	2008 Ford Fusion	Returned to Owner	Agreement	677	677	---	---
DUI-Related	06/22/2023	Vehicle	2002 Ford Explorer	Property Sold	Administrative Forfeiture	680	792	---	---
DUI-Related	03/23/2023	Vehicle	2016 Chevrolet Equinox	Returned to Lienholder	Administrative Forfeiture	688	922	---	---
DUI-Related	02/14/2023	Vehicle	2019 Hyundai Sonata	Returned to Lienholder	Administrative Forfeiture	695	740	---	---
DUI-Related	05/15/2023	Vehicle	2009 Honda Accord	Returned to Owner	Agreement	696	1,081	---	---
DUI-Related	02/14/2023	Vehicle	2019 Land Rover Discovery Sport	Returned to Owner	Agreement	696	1,073	---	---
DUI-Related	05/12/2023	Vehicle	2016 Ford Edge	Returned to Owner	Administrative Forfeiture	699	946	---	---
DUI-Related	04/17/2023	Vehicle	2021 Toyota RAV4	Returned to Owner	Administrative Forfeiture	702	702	---	---
Fleeing a Peace Officer	07/25/2023	Vehicle	2007 Nissan Quest	Returned to Owner	Agreement	706	1,042	---	---
Fleeing a Peace Officer	07/11/2023	Vehicle	2021 Toyota Highlander	Returned to Owner	Judicial Forfeiture	710	710	---	---
DUI-Related	09/18/2023	Vehicle	2000 Jeep Cherokee 2WD	Property Sold	Administrative Forfeiture	710	1,436	---	---
Fleeing a Peace Officer	05/15/2023	Vehicle	2017 Buick LaCrosse	Returned to Owner	Court Ordered Return	711	711	---	---
Controlled Substance	12/15/2023	Vehicle	2015 Jeep Grand Cherokee 2WD	Returned to Owner	Administrative Forfeiture	712	1,298	---	---
DUI-Related	03/23/2023	Bond/Security		Bond for Distribution	Administrative Forfeiture	717	1,013	---	---

*When expenses exceed the gross amount received, the net proceeds available for distribution are shown as zero.

Table 2A
Property Seized Subject to State Forfeiture - Final Disposition - 2023
Sorted by Agency and Net Proceeds

Entity and Crime	Disposition Date	Type of Property	Property Detail	Disposition of Property	Basis of Disposition	Gross Sales	Expenses Paid	Amount Returned	Net Proceeds*
Minnesota State Patrol (Continued)									
DUI-Related	06/22/2023	Vehicle	2018 Ford F250	Returned to Lienholder	Judicial Forfeiture	720	1,372	---	---
Fleeing a Peace Officer	09/27/2023	Motorcycle	2014 Honda CBR1000RR SP	Returned to Owner	Administrative Forfeiture	720	884	---	---
Fleeing a Peace Officer	05/23/2023	Vehicle	2021 Toyota RAV4	Returned to Owner	Judicial Forfeiture	721	933	---	---
Fleeing a Peace Officer	08/14/2023	Vehicle	2011 Ford F150	Returned to Owner	Judicial Forfeiture	722	1,107	---	---
Fleeing a Peace Officer	06/09/2023	Vehicle	2007 Dodge Grand Caravan	Returned to Owner	Judicial Forfeiture	726	726	---	---
DUI-Related	09/08/2023	Vehicle	2016 Honda HR-V 2WD	Returned to Owner	Administrative Forfeiture	729	729	---	---
Fleeing a Peace Officer	06/09/2023	Vehicle	1997 Honda CR-V 2WD	Property Sold	Judicial Forfeiture	730	968	---	---
DUI-Related	02/14/2023	Vehicle	2004 Ford F150	Returned to Owner	Administrative Forfeiture	732	944	---	---
DUI-Related	06/09/2023	Vehicle	2004 Chevrolet Silverado	Property Sold	Administrative Forfeiture	740	901	---	---
DUI-Related	01/26/2023	Vehicle	2014 Chevrolet Cruze	Returned to Lienholder	Administrative Forfeiture	744	744	---	---
DUI-Related	01/24/2023	Vehicle	2008 Ford Edge	Returned to Owner	Agreement	747	747	---	---
DUI-Related	03/09/2023	Vehicle	2011 Dodge Durango	Returned to Lienholder	Administrative Forfeiture	748	748	---	---
DUI-Related	04/17/2023	Vehicle	2003 Chevrolet Silverado	Property Sold	Administrative Forfeiture	750	1,067	---	---
DUI-Related	04/17/2023	Vehicle	2001 Chevrolet Tahoe	Property Sold	Administrative Forfeiture	750	1,006	---	---
DUI-Related	12/31/2023	Vehicle	2014 BMW X5	Returned to Lienholder	Administrative Forfeiture	755	755	---	---
DUI-Related	07/07/2023	Vehicle	2003 Chevrolet Avalanche	Returned to Lienholder	Administrative Forfeiture	760	760	---	---
DUI-Related	04/28/2023	Vehicle	2014 Jeep Grand Cherokee 2WD	Returned to Owner	Administrative Forfeiture	762	1,139	---	---
DUI-Related	11/03/2023	Vehicle	2017 Ford Escape	Returned to Owner	Administrative Forfeiture	764	764	---	---
DUI-Related	11/14/2023	Vehicle	2009 Chevrolet Malibu	Returned to Owner	Administrative Forfeiture	765	1,550	---	---
DUI-Related	02/14/2023	Vehicle	2017 Jeep Patriot 2WD	Returned to Lienholder	Administrative Forfeiture	774	774	---	---
DUI-Related	02/17/2023	Vehicle	2007 Cadillac Escalade 2WD	Returned to Owner	Administrative Forfeiture	775	1,128	---	---
DUI-Related	03/27/2023	Vehicle	2009 Buick LaCrosse	Returned to Owner	Administrative Forfeiture	779	779	---	---
DUI-Related	11/22/2023	Vehicle	2021 Toyota Tacoma	Returned to Lienholder	Administrative Forfeiture	781	781	---	---
DUI-Related	06/21/2023	Vehicle	2001 Toyota RAV4	Returned to Owner	Administrative Forfeiture	782	826	---	---
DUI-Related	10/10/2023	Vehicle	2016 Chevrolet Malibu	Returned to Lienholder	Administrative Forfeiture	790	790	---	---
Fleeing a Peace Officer	10/09/2023	Vehicle	2018 BMW 340i	Returned to Owner	Agreement	792	792	---	---
Fleeing a Peace Officer	04/17/2023	Vehicle	2014 Subaru Impreza	Returned to Owner	Judicial Forfeiture	795	795	---	---
DUI-Related	10/10/2023	Vehicle	2015 Volkswagen Jetta	Returned to Owner	Administrative Forfeiture	795	1,027	---	---
DUI-Related	07/07/2023	Vehicle	2011 Hyundai Santa Fe 2WD	Returned to Lienholder	Administrative Forfeiture	797	797	---	---
DUI-Related	06/22/2023	Vehicle	2002 Ford F150	Property Sold	Administrative Forfeiture	800	1,038	---	---
Controlled Substance	06/09/2023	Cash		Returned to Owner	Administrative Forfeiture	800	16	800	---
DUI-Related	06/09/2023	Vehicle	2012 Toyota Camry	Returned to Owner	Court Ordered Return	803	803	---	---
Fleeing a Peace Officer	04/06/2023	Vehicle	2007 Honda Accord	Returned to Owner	Administrative Forfeiture	804	804	---	---
Fleeing a Peace Officer	11/02/2023	Vehicle	2005 Chevrolet Malibu	Returned to Owner	Judicial Forfeiture	805	1,054	---	---

*When expenses exceed the gross amount received, the net proceeds available for distribution are shown as zero.

Table 2A
Property Seized Subject to State Forfeiture - Final Disposition - 2023
Sorted by Agency and Net Proceeds

Entity and Crime	Disposition Date	Type of Property	Property Detail	Disposition of Property	Basis of Disposition	Gross Sales	Expenses Paid	Amount Returned	Net Proceeds*
Minnesota State Patrol (Continued)									
Controlled Substance	04/07/2023	Vehicle	2008 Land Rover Range Rover	Returned to Owner	Agreement	806	806	---	---
DUI-Related	03/23/2023	Vehicle	2013 Ram 1500 2WD	Returned to Lienholder	Administrative Forfeiture	809	809	---	---
Fleeing a Peace Officer	06/22/2023	Vehicle	2013 Chrysler 300	Returned to Owner	Agreement	811	811	---	---
DUI-Related	08/28/2023	Vehicle	2008 GMC Yukon 1500 2WD	Returned to Owner	Agreement	812	812	---	---
DUI-Related	05/05/2023	Vehicle	2020 Dodge Ram	Returned to Owner	Administrative Forfeiture	813	1,049	---	---
DUI-Related	11/22/2023	Vehicle	2015 GMC Terrain AWD	Returned to Owner	Administrative Forfeiture	814	1,158	---	---
Fleeing a Peace Officer	05/02/2023	Vehicle	2019 Jeep Grand Cherokee 2WD	Returned to Owner	Administrative Forfeiture	814	814	---	---
DUI-Related	05/09/2023	Vehicle	2011 Chevrolet Avalanche	Returned to Lienholder	Agreement	815	815	---	---
Fleeing a Peace Officer	10/19/2023	Vehicle	2000 BMW 323i	Returned to Owner	Judicial Forfeiture	815	1,224	---	---
DUI-Related	10/18/2023	Vehicle	2016 Chevrolet Malibu	Returned to Lienholder	Administrative Forfeiture	815	1,354	---	---
Fleeing a Peace Officer	06/22/2023	Vehicle	2016 Toyota Camry	Returned to Owner	Judicial Forfeiture	816	816	---	---
Fleeing a Peace Officer	05/19/2023	Vehicle	2015 Infiniti Q50	Returned to Owner	Agreement	816	886	---	---
DUI-Related	01/11/2023	Vehicle	2008 Chevrolet Silverado	Returned to Owner	Agreement	820	820	---	---
DUI-Related	09/22/2023	Vehicle	2004 Dodge Ram	Returned to Owner	Administrative Forfeiture	822	891	---	---
Fleeing a Peace Officer	12/11/2023	Motorcycle	2023 Kawasaki Ninja	Returned to Owner	Agreement	824	1,224	---	---
DUI-Related	08/10/2023	Vehicle	2016 Nissan Altima	Returned to Lienholder	Administrative Forfeiture	825	1,535	---	---
DUI-Related	04/24/2023	Vehicle	2015 Chevrolet Traverse AWD	Returned to Owner	Agreement	829	852	---	---
Fleeing a Peace Officer	07/07/2023	Vehicle	2019 Honda CR-V 2WD	Returned to Owner	Agreement	829	1,088	---	---
DUI-Related	10/04/2023	Vehicle	2018 Mitsubishi Outlander 2WD	Returned to Lienholder	Administrative Forfeiture	831	831	---	---
DUI-Related	05/19/2023	Vehicle	2018 Jeep Cherokee 2WD	Returned to Owner	Administrative Forfeiture	832	878	---	---
DUI-Related	05/05/2023	Vehicle	2013 Volkswagen Jetta	Returned to Lienholder	Administrative Forfeiture	833	833	---	---
Fleeing a Peace Officer	04/17/2023	Vehicle	2006 BMW 530i	Returned to Owner	Judicial Forfeiture	835	835	---	---
DUI-Related	06/12/2023	Vehicle	2014 Chevrolet Cruze	Returned to Lienholder	Administrative Forfeiture	838	838	---	---
Fleeing a Peace Officer	02/14/2023	Vehicle	2012 Infiniti G37	Returned to Owner	Agreement	839	839	---	---
Vehicular Homicide	11/08/2023	Vehicle	2014 Chevrolet Corvette	Returned to Owner	Agreement	842	1,155	---	---
DUI-Related	07/25/2023	Vehicle	2008 Honda Pilot 2WD	Returned to Owner	Agreement	845	845	---	---
DUI-Related	04/17/2023	Vehicle	2014 Chevrolet Cruze	Returned to Owner	Administrative Forfeiture	846	1,113	---	---
DUI-Related	11/14/2023	Vehicle	2014 Dodge Avenger	Returned to Lienholder	Administrative Forfeiture	847	847	---	---
DUI-Related	03/01/2023	Vehicle	2023 Lexus ES 250	Returned to Owner	Administrative Forfeiture	847	1,143	---	---
Fleeing a Peace Officer	09/14/2023	Vehicle	2020 Land Rover Range Rover	Returned to Lienholder	Judicial Forfeiture	850	1,126	---	---
DUI-Related	01/11/2023	Vehicle	2014 Chevrolet Impala	Returned to Owner	Administrative Forfeiture	854	854	---	---
DUI-Related	12/08/2023	Vehicle	2012 GMC Sierra 1500	Returned to Owner	Administrative Forfeiture	856	756	641	---
DUI-Related	11/22/2023	Vehicle	2017 Lincoln MKZ AWD	Returned to Lienholder	Administrative Forfeiture	857	857	---	---
DUI-Related	05/05/2023	Vehicle	2006 Chevrolet Impala	Property Sold	Administrative Forfeiture	860	922	---	---

*When expenses exceed the gross amount received, the net proceeds available for distribution are shown as zero.

Table 2A
Property Seized Subject to State Forfeiture - Final Disposition - 2023
Sorted by Agency and Net Proceeds

Entity and Crime	Disposition Date	Type of Property	Property Detail	Disposition of Property	Basis of Disposition	Gross Sales	Expenses Paid	Amount Returned	Net Proceeds*
Minnesota State Patrol (Continued)									
DUI-Related	04/13/2023	Vehicle	2018 Chevrolet Impala	Returned to Lienholder	Administrative Forfeiture	862	862	---	---
DUI-Related	02/14/2023	Vehicle	2014 Chevrolet Impala	Returned to Lienholder	Administrative Forfeiture	864	923	---	---
Fleeing a Peace Officer	04/24/2023	Vehicle	2017 Nissan Altima	Returned to Lienholder	Judicial Forfeiture	873	873	---	---
DUI-Related	09/29/2023	Vehicle	2015 GMC Sierra 1500	Returned to Owner	Administrative Forfeiture	875	1,645	---	---
DUI-Related	04/14/2023	Vehicle	2015 Jeep Cherokee 2WD	Returned to Owner	Administrative Forfeiture	876	1,065	---	---
Controlled Substance	03/09/2023	Vehicle	2012 Volvo XC 90 FWD	Returned to Owner	Agreement	878	1,254	---	---
DUI-Related	03/09/2023	Vehicle	2017 Nissan Versa	Returned to Lienholder	Administrative Forfeiture	881	881	---	---
Fleeing a Peace Officer	03/09/2023	Vehicle	2005 Chevrolet TrailBlazer	Returned to Owner	Judicial Forfeiture	882	882	---	---
Fleeing a Peace Officer	03/09/2023	Vehicle	2011 BMW 328i	Returned to Owner	Agreement	886	902	---	---
Fleeing a Peace Officer	03/09/2023	Motorcycle	2009 Kawasaki ZX600	Returned to Owner	Judicial Forfeiture	886	886	---	---
DUI-Related	04/11/2023	Vehicle	2017 Dodge Charger	Returned to Owner	Administrative Forfeiture	890	890	---	---
DUI-Related	04/24/2023	Vehicle	2000 Acura TL	Returned to Owner	Administrative Forfeiture	891	1,096	---	---
DUI-Related	08/31/2023	Vehicle	2016 BMW M5	Returned to Owner	Agreement	892	892	---	---
DUI-Related	02/14/2023	Vehicle	2014 Chevrolet Camaro	Returned to Owner	Court Ordered Return	899	1,135	---	---
DUI-Related	06/22/2023	Vehicle	2008 Chevrolet Impala	Property Sold	Administrative Forfeiture	900	901	---	---
DUI-Related	04/07/2023	Vehicle	2014 Ford Fusion	Returned to Owner	Administrative Forfeiture	915	915	---	---
Fleeing a Peace Officer	12/04/2023	Vehicle	2014 Chrysler 200	Returned to Owner	Judicial Forfeiture	918	1,193	---	---
Fleeing a Peace Officer	02/02/2023	Vehicle	2017 Chevrolet Camaro	Returned to Lienholder	Judicial Forfeiture	919	919	---	---
DUI-Related	11/21/2023	Vehicle	2019 Ford Ranger	Returned to Owner	Administrative Forfeiture	922	922	---	---
DUI-Related	06/09/2023	Vehicle	2004 GMC Sierra 1500	Property Sold	Administrative Forfeiture	922	1,426	---	---
Fleeing a Peace Officer	08/09/2023	Vehicle	2007 Chevrolet Tahoe	Returned to Owner	Agreement	922	922	---	---
DUI-Related	03/09/2023	Vehicle	1974 Chevrolet Camaro	Returned to Lienholder	Administrative Forfeiture	924	924	---	---
Controlled Substance	06/22/2023	Vehicle	2021 Toyota Tacoma	Returned to Lienholder	Judicial Forfeiture	928	928	---	---
Fleeing a Peace Officer	02/14/2023	Vehicle	2013 Infiniti G37	Returned to Owner	Agreement	931	931	---	---
DUI-Related	07/25/2023	Vehicle	2009 Nissan Altima	Returned to Owner	Agreement	935	962	---	---
Controlled Substance	03/23/2023	Vehicle	2004 Toyota Camry	Returned to Owner	Administrative Forfeiture	945	2,000	---	---
DUI-Related	03/09/2023	Vehicle	2016 Volkswagen Passat	Returned to Lienholder	Administrative Forfeiture	946	998	---	---
Fleeing a Peace Officer	02/02/2023	Vehicle	2015 Ford Focus	Returned to Owner	Judicial Forfeiture	949	1,208	---	---
DUI-Related	05/12/2023	Vehicle	2012 Mitsubishi Eclipse	Returned to Lienholder	Administrative Forfeiture	953	1,027	---	---
DUI-Related	06/07/2023	Vehicle	2016 Jeep Compass 2WD	Returned to Lienholder	Administrative Forfeiture	954	1,421	---	---
Fleeing a Peace Officer	12/22/2023	Motorcycle	2011 Ducati Monster 696	Returned to Owner	Judicial Forfeiture	954	1,171	---	---
Fleeing a Peace Officer	06/16/2023	Vehicle	2008 BMW M5	Returned to Lienholder	Judicial Forfeiture	969	969	---	---
DUI-Related	12/04/2023	Vehicle	2019 Nissan Sentra	Returned to Owner	Administrative Forfeiture	973	1,371	---	---
DUI-Related	05/05/2023	Vehicle	2017 Ford F250	Returned to Owner	Administrative Forfeiture	977	977	---	---

*When expenses exceed the gross amount received, the net proceeds available for distribution are shown as zero.

Table 2A
Property Seized Subject to State Forfeiture - Final Disposition - 2023
Sorted by Agency and Net Proceeds

Entity and Crime	Disposition Date	Type of Property	Property Detail	Disposition of Property	Basis of Disposition	Gross Sales	Expenses Paid	Amount Returned	Net Proceeds*
Minnesota State Patrol (Continued)									
DUI-Related	09/30/2023	Vehicle	2017 Ford Fusion	Returned to Lienholder	Administrative Forfeiture	982	1,035	---	---
DUI-Related	12/20/2023	Vehicle	2012 Cadillac CTS	Returned to Lienholder	Administrative Forfeiture	987	1,387	---	---
DUI-Related	10/20/2023	Vehicle	2019 Jeep Cherokee 2WD	Returned to Lienholder	Administrative Forfeiture	993	1,779	---	---
DUI-Related	03/09/2023	Vehicle	2011 Honda Accord	Returned to Owner	Agreement	994	1,393	---	---
Fleeing a Peace Officer	10/04/2023	Vehicle	2014 Toyota Camry	Returned to Lienholder	Judicial Forfeiture	997	997	---	---
DUI-Related	06/07/2023	Vehicle	2006 Cadillac SRX	Property Sold	Judicial Forfeiture	1,000	2,765	---	---
DUI-Related	12/15/2023	Vehicle	2010 Jaguar XF	Property Sold	Administrative Forfeiture	1,000	1,081	---	---
Fleeing a Peace Officer	08/10/2023	Motorcycle	2014 Harley-Davidson FXDL	Returned to Owner	Judicial Forfeiture	1,005	1,005	---	---
DUI-Related	09/14/2023	Vehicle	2004 Chevrolet Silverado	Returned to Owner	Administrative Forfeiture	1,006	1,222	---	---
DUI-Related	10/10/2023	Vehicle	2006 Cadillac DTS	Returned to Lienholder	Administrative Forfeiture	1,009	1,009	---	---
DUI-Related	03/23/2023	Vehicle	2017 Toyota Camry	Returned to Owner	Administrative Forfeiture	1,013	1,366	---	---
DUI-Related	11/27/2023	Vehicle	2007 GMC Yukon 1500 2WD	Returned to Owner	Administrative Forfeiture	1,026	1,358	---	---
Fleeing a Peace Officer	02/27/2023	Vehicle	2011 Kia Soul	Returned to Owner	Judicial Forfeiture	1,031	1,031	---	---
DUI-Related	03/23/2023	Vehicle	2013 Dodge Durango	Returned to Owner	Administrative Forfeiture	1,032	1,799	---	---
DUI-Related	12/26/2023	Vehicle	2010 Honda Civic	Returned to Owner	Administrative Forfeiture	1,036	1,253	---	---
Fleeing a Peace Officer	03/09/2023	Vehicle	2016 Acura RDX	Returned to Lienholder	Administrative Forfeiture	1,038	1,227	---	---
Fleeing a Peace Officer	09/14/2023	Vehicle	2019 Ford Expedition	Returned to Owner	Administrative Forfeiture	1,045	1,045	---	---
DUI-Related	06/20/2023	Vehicle	2016 Jeep Grand Cherokee 2WD	Returned to Owner	Administrative Forfeiture	1,048	2,314	---	---
Fleeing a Peace Officer	09/14/2023	Vehicle	2000 Dodge Challenger	Returned to Lienholder	Judicial Forfeiture	1,050	1,050	---	---
DUI-Related	02/16/2023	Vehicle	2014 Chevrolet Equinox	Returned to Owner	Administrative Forfeiture	1,051	1,240	---	---
DUI-Related	08/28/2023	Vehicle	2019 Dodge Ram	Returned to Lienholder	Agreement	1,059	1,389	---	---
Fleeing a Peace Officer	09/12/2023	Vehicle	2015 Chevrolet Silverado	Returned to Lienholder	Judicial Forfeiture	1,062	1,062	---	---
DUI-Related	05/30/2023	Vehicle	2016 Jeep Grand Cherokee 2WD	Returned to Lienholder	Judicial Forfeiture	1,064	1,064	---	---
Fleeing a Peace Officer	11/14/2023	Vehicle	2008 Toyota Yaris	Returned to Owner	Judicial Forfeiture	1,076	1,076	---	---
DUI-Related	09/22/2023	Vehicle	2017 Jeep Compass 2WD	Returned to Owner	Administrative Forfeiture	1,085	1,085	---	---
Fleeing a Peace Officer	10/19/2023	Vehicle	2017 Audi SQ5	Returned to Owner	Agreement	1,090	1,090	---	---
DUI-Related	07/25/2023	Vehicle	2020 Lexus IS 250	Returned to Owner	Administrative Forfeiture	1,096	1,421	---	---
DUI-Related	07/07/2023	Vehicle	2011 Ford Fusion	Property Sold	Administrative Forfeiture	1,100	1,552	---	---
DUI-Related	08/11/2023	Vehicle	2015 Chevrolet Silverado	Returned to Lienholder	Administrative Forfeiture	1,105	1,105	---	---
Controlled Substance	11/30/2023	Vehicle	2011 Nissan Pathfinder	Returned to Owner	Agreement	1,122	1,523	---	---
Controlled Substance	04/12/2023	Vehicle	2014 Dodge Charger	Returned to Owner	Administrative Forfeiture	1,129	1,129	---	---
Fleeing a Peace Officer	08/10/2023	Vehicle	2016 Dodge Charger	Returned to Owner	Judicial Forfeiture	1,141	1,150	1,141	---
Fleeing a Peace Officer	08/17/2023	Vehicle	2019 Honda Civic	Returned to Lienholder	Judicial Forfeiture	1,168	1,168	---	---
DUI-Related	10/02/2023	Vehicle	2010 Ford Fusion	Property Sold	Administrative Forfeiture	1,175	1,479	---	---

*When expenses exceed the gross amount received, the net proceeds available for distribution are shown as zero.

Table 2A
Property Seized Subject to State Forfeiture - Final Disposition - 2023
Sorted by Agency and Net Proceeds

Entity and Crime	Disposition Date	Type of Property	Property Detail	Disposition of Property	Basis of Disposition	Gross Sales	Expenses Paid	Amount Returned	Net Proceeds*
Minnesota State Patrol (Continued)									
DUI-Related	06/12/2023	Bond/Security		Security/Bond Returned	Administrative Forfeiture	1,200	1,304	---	---
DUI-Related	09/29/2023	Vehicle	2011 GMC Sierra 1500	Returned to Lienholder	Administrative Forfeiture	1,210	1,210	---	---
DUI-Related	11/02/2023	Vehicle	2018 Nissan Rogue	Returned to Lienholder	Administrative Forfeiture	1,211	1,211	---	---
DUI-Related	12/21/2023	Vehicle	2013 Hyundai Elantra	Returned to Lienholder	Administrative Forfeiture	1,222	1,222	---	---
Fleeing a Peace Officer	10/31/2023	Vehicle	2013 Cadillac SRX	Returned to Lienholder	Judicial Forfeiture	1,240	1,240	---	---
DUI-Related	09/26/2023	Vehicle	2015 Chrysler 200	Property Sold	Administrative Forfeiture	1,250	1,494	---	---
DUI-Related	05/13/2023	Vehicle	2010 Lincoln MKZ AWD	Returned to Lienholder	Administrative Forfeiture	1,255	1,729	---	---
DUI-Related	11/14/2023	Vehicle	2014 Infiniti QX60 AWD	Returned to Lienholder	Administrative Forfeiture	1,271	1,349	---	---
DUI-Related	01/06/2023	Vehicle	2008 Chevrolet Silverado	Property Sold	Administrative Forfeiture	1,275	1,437	---	---
DUI-Related	10/13/2023	Vehicle	2011 Honda Accord	Property Sold	Administrative Forfeiture	1,275	1,647	---	---
DUI-Related	10/18/2023	Vehicle	2017 Nissan Maxima	Returned to Lienholder	Judicial Forfeiture	1,288	2,709	---	---
Fleeing a Peace Officer	12/19/2023	Vehicle	2008 Nissan 350Z	Returned to Owner	Judicial Forfeiture	1,303	1,303	---	---
Controlled Substance	06/15/2023	Vehicle	2012 Chevrolet Equinox	Returned to Owner	Administrative Forfeiture	1,316	1,316	---	---
DUI-Related	07/25/2023	Vehicle	2017 Ford Mustang	Returned to Lienholder	Administrative Forfeiture	1,329	1,329	---	---
DUI-Related	08/31/2023	Vehicle	2007 Audi A4	Property Sold	Administrative Forfeiture	1,335	1,502	---	---
DUI-Related	05/01/2023	Vehicle	2007 GMC Yukon 1500 2WD	Returned to Owner	Administrative Forfeiture	1,338	1,597	---	---
Vehicular Operation	07/07/2023	Vehicle	2017 Chevrolet Silverado	Returned to Owner	Judicial Forfeiture	1,338	1,338	---	---
Fleeing a Peace Officer	10/11/2023	Cash		Returned to Owner	Judicial Forfeiture	1,360	---	1,360	---
Fleeing a Peace Officer	10/27/2023	Vehicle	2019 Dodge Charger SRT8	Returned to Owner	Agreement	1,361	1,361	---	---
Controlled Substance	11/28/2023	Vehicle	2016 Dodge Charger	Returned to Lienholder	Judicial Forfeiture	1,366	1,366	---	---
DUI-Related	11/02/2023	Vehicle	2021 Kia Seltos	Returned to Lienholder	Administrative Forfeiture	1,426	1,426	---	---
DUI-Related	12/26/2023	Vehicle	2019 Kia Optima	Returned to Lienholder	Administrative Forfeiture	1,435	1,435	---	---
Fleeing a Peace Officer	11/02/2023	Vehicle	2007 Chevrolet Tahoe	Returned to Lienholder	Judicial Forfeiture	1,464	1,464	---	---
DUI-Related	11/16/2023	Vehicle	2014 Ram 2500	Returned to Owner	Agreement	1,485	1,485	---	---
DUI-Related	08/15/2023	Vehicle	2014 Ram 3500	Returned to Lienholder	Administrative Forfeiture	1,522	1,522	---	---
DUI-Related	10/02/2023	Vehicle	2015 Mitsubishi Outlander Sport 2WD	Property Sold	Administrative Forfeiture	1,525	2,448	---	---
DUI-Related	11/29/2023	Vehicle	2018 Nissan Versa	Returned to Lienholder	Administrative Forfeiture	1,527	1,527	---	---
DUI-Related	11/03/2023	Vehicle	2022 Tesla 3	Returned to Owner	Administrative Forfeiture	1,634	1,634	---	---
Fleeing a Peace Officer	06/22/2023	Motorcycle	2022 Ducati Panigale R	Returned to Owner	Court Ordered Return	1,748	1,937	---	---
Controlled Substance	06/22/2023	Cash		Returned to Owner	Court Ordered Return	2,010	167	2,010	---
DUI-Related	03/23/2023	Bond/Security		Bond for Distribution	Administrative Forfeiture	2,621	512	2,123	---
Controlled Substance	03/23/2023	Cash		Property Forwarded	Administrative Forfeiture	3,000	---	3,000	---
Controlled Substance	11/02/2023	Cash		Returned to Owner	Administrative Forfeiture	3,151	450	3,151	---
Controlled Substance	06/08/2023	Cash		Returned to Owner	Administrative Forfeiture	3,487	---	3,487	---

*When expenses exceed the gross amount received, the net proceeds available for distribution are shown as zero.

Table 2A
Property Seized Subject to State Forfeiture - Final Disposition - 2023
Sorted by Agency and Net Proceeds

Entity and Crime	Disposition Date	Type of Property	Property Detail	Disposition of Property	Basis of Disposition	Gross Sales	Expenses Paid	Amount Returned	Net Proceeds*
Minnesota State Patrol (Continued)									
DUI-Related	02/03/2023	Bond/Security		Security/Bond Returned	Administrative Forfeiture	3,778	524	3,254	---
Controlled Substance	06/22/2023	Cash		Returned to Owner	Administrative Forfeiture	3,824	8	3,824	---
Controlled Substance	04/12/2023	Cash		Returned to Owner	Administrative Forfeiture	4,241	4,241	---	---
DUI-Related	12/12/2023	Bond/Security		Bond for Distribution	Administrative Forfeiture	4,930	365	4,573	---
Fleeing a Peace Officer	01/27/2023	Cash		Returned to Owner	Judicial Forfeiture	5,782	---	5,782	---
DUI-Related	12/11/2023	Bond/Security		Bond for Distribution	Administrative Forfeiture	6,272	545	5,735	---
DUI-Related	08/23/2023	Bond/Security		Bond for Distribution	Administrative Forfeiture	6,478	542	5,936	---
DUI-Related	11/30/2023	Bond/Security		Bond for Distribution	Administrative Forfeiture	6,652	508	6,152	---
DUI-Related	12/12/2023	Bond/Security		Security/Bond Returned	Administrative Forfeiture	7,141	345	6,796	---
DUI-Related	10/31/2023	Bond/Security		Security/Bond Returned	Administrative Forfeiture	7,967	402	7,573	---
DUI-Related	01/24/2023	Bond/Security		Security/Bond Returned	Judicial Forfeiture	9,568	257	9,568	---
Controlled Substance	11/02/2023	Cash		Property Forwarded	Administrative Forfeiture	10,280	---	10,280	---
DUI-Related	04/14/2023	Bond/Security		Security/Bond Returned	Administrative Forfeiture	10,324	243	10,081	---
Controlled Substance	10/11/2023	Cash		Returned to Owner	Administrative Forfeiture	12,080	408	12,080	---
Controlled Substance	03/23/2023	Cash		Returned to Owner	Administrative Forfeiture	18,590	---	18,590	---
DUI-Related	07/25/2023	Bond/Security		Bond for Distribution	Administrative Forfeiture	20,569	612	20,569	---
DUI-Related	09/15/2023	Bond/Security		Security/Bond Returned	Administrative Forfeiture	29,584	486	29,271	---
DUI-Related	12/31/2023	Motorcycle	2022 Kawasaki ZRX1200	Returned to Lienholder	Judicial Forfeiture	776	756	---	20
DUI-Related	03/23/2023	Vehicle	2005 Ford F150	Property Sold	Administrative Forfeiture	675	644	---	31
DUI-Related	08/11/2023	Vehicle	2007 Nissan Titan	Property Sold	Administrative Forfeiture	825	782	---	43
DUI-Related	12/01/2023	Vehicle	2002 Chevrolet Blazer	Salvage Yard	Administrative Forfeiture	233	183	---	50
Controlled Substance	04/07/2023	Trailer		Property Sold	Administrative Forfeiture	400	350	---	50
DUI-Related	04/18/2023	Vehicle	2002 Toyota RAV4	Salvage Yard	Administrative Forfeiture	256	200	---	56
DUI-Related	01/20/2023	Vehicle	2004 Mazda 3 4-Door	Property Sold	Administrative Forfeiture	480	412	---	68
DUI-Related	06/13/2023	Vehicle	2006 Mercury Mariner	Salvage Yard	Administrative Forfeiture	247	165	---	82
DUI-Related	06/22/2023	Vehicle	2000 Mercedes-Benz ML55	Salvage Yard	Administrative Forfeiture	281	199	---	82
Controlled Substance	06/22/2023	Vehicle	2008 Pontiac G6	Salvage Yard	Administrative Forfeiture	261	166	---	95
DUI-Related	07/07/2023	Vehicle	2014 Dodge Charger	Returned to Owner	Agreement	703	603	---	100
DUI-Related	12/01/2023	Vehicle	1995 Chevrolet K2500	Salvage Yard	Judicial Forfeiture	306	170	---	136
Controlled Substance	04/06/2023	Vehicle	2007 Chevrolet Uplander AWD	Property Sold	Administrative Forfeiture	390	252	---	138
DUI-Related	07/07/2023	Vehicle	2001 Ford F150	Property Sold	Judicial Forfeiture	615	457	---	158
Controlled Substance	07/07/2023	Cash		Cash Forfeiture	Administrative Forfeiture	165	---	---	165
Controlled Substance	10/11/2023	Cash		Cash Forfeiture	Administrative Forfeiture	168	---	---	168
DUI-Related	05/02/2023	Vehicle	2006 Chrysler 300	Property Sold	Administrative Forfeiture	1,010	836	---	174

*When expenses exceed the gross amount received, the net proceeds available for distribution are shown as zero.

Table 2A
Property Seized Subject to State Forfeiture - Final Disposition - 2023
Sorted by Agency and Net Proceeds

Entity and Crime	Disposition Date	Type of Property	Property Detail	Disposition of Property	Basis of Disposition	Gross Sales	Expenses Paid	Amount Returned	Net Proceeds*
Minnesota State Patrol (Continued)									
DUI-Related	10/24/2023	Vehicle	2003 Buick LeSabre	Salvage Yard	Administrative Forfeiture	211	14	---	197
DUI-Related	06/22/2023	Vehicle	2012 Subaru Impreza	Property Sold	Judicial Forfeiture	1,050	850	---	200
Fleeing a Peace Officer	12/31/2023	Vehicle	2009 Chevrolet Malibu	Property Sold	Judicial Forfeiture	1,178	955	---	223
DUI-Related	06/15/2023	Vehicle	2004 Nissan Maxima	Property Sold	Administrative Forfeiture	1,700	1,435	---	265
DUI-Related	06/22/2023	Vehicle	2003 Honda Element 2WD	Property Sold	Administrative Forfeiture	1,900	1,592	---	308
DUI-Related	05/26/2023	Vehicle	2002 Ford F150	Property Sold	Administrative Forfeiture	1,507	1,192	---	315
DUI-Related	05/03/2023	Vehicle	2002 Pontiac Grand Am	Property Sold	Administrative Forfeiture	861	521	---	340
DUI-Related	06/22/2023	Vehicle	2000 Honda CR-V 2WD	Property Sold	Administrative Forfeiture	1,000	655	---	345
Controlled Substance	12/11/2023	Cash		Cash Forfeiture	Administrative Forfeiture	349	---	---	349
DUI-Related	06/22/2023	Vehicle	2011 Chevrolet Silverado	Property Sold	Administrative Forfeiture	1,810	1,447	---	363
Controlled Substance	10/11/2023	Cash		Cash Forfeiture	Administrative Forfeiture	374	---	---	374
DUI-Related	12/01/2023	Bond/Security		Security/Bond Returned	Administrative Forfeiture	1,296	907	---	389
Controlled Substance	06/09/2023	Vehicle	2003 Chevrolet Silverado	Property Sold	Judicial Forfeiture	820	425	---	395
DUI-Related	10/12/2023	Vehicle	2004 Honda Accord	Property Sold	Administrative Forfeiture	1,009	612	---	397
Controlled Substance	12/01/2023	Cash		Cash Forfeiture	Administrative Forfeiture	400	---	---	400
DUI-Related	03/02/2023	Vehicle	2006 Pontiac Grand Prix	Property Sold	Administrative Forfeiture	1,525	1,103	---	422
Controlled Substance	03/09/2023	Cash		Cash Forfeiture	Administrative Forfeiture	840	409	---	431
DUI-Related	05/22/2023	Vehicle	2014 Ford Focus	Returned to Owner	Agreement	1,200	758	---	442
DUI-Related	04/07/2023	Vehicle	2013 Dodge Avenger	Property Sold	Administrative Forfeiture	1,200	745	---	455
Controlled Substance	04/17/2023	Vehicle	2002 Chevrolet Suburban	Property Sold	Administrative Forfeiture	1,450	983	---	467
Controlled Substance	10/11/2023	Vehicle	2008 Chevrolet Blazer	Property Sold	Administrative Forfeiture	1,200	710	---	490
Fleeing a Peace Officer	08/01/2023	Motorcycle	2008 Yamaha Unknown	Property Sold	Judicial Forfeiture	1,725	1,232	---	493
Controlled Substance	03/23/2023	Cash		Cash Forfeiture	Administrative Forfeiture	497	---	---	497
Controlled Substance	04/06/2023	Cash		Cash Forfeiture	Administrative Forfeiture	521	---	---	521
DUI-Related	04/19/2023	Vehicle	2011 Ford Edge	Property Sold	Administrative Forfeiture	1,425	885	---	540
Controlled Substance	03/09/2023	Cash		Returned to Owner	Agreement	8,300	---	7,746	554
Controlled Substance	05/22/2023	Vehicle	2008 Toyota Corolla	Property Sold	Administrative Forfeiture	1,600	1,041	---	559
Controlled Substance	10/11/2023	Vehicle	2008 Ford Taurus	Property Sold	Administrative Forfeiture	1,205	623	---	582
Controlled Substance	09/26/2023	Vehicle	2012 Chrysler 200	Property Sold	Administrative Forfeiture	2,075	1,456	---	619
Fleeing a Peace Officer	03/23/2023	Vehicle	2014 Cadillac ATS	Returned to Owner	Agreement	1,418	794	---	624
DUI-Related	03/23/2023	Vehicle	2006 Ford F150	Property Sold	Administrative Forfeiture	1,425	767	---	658
DUI-Related	08/11/2023	Vehicle	2007 Chevrolet Tahoe	Property Sold	Administrative Forfeiture	1,575	917	---	658
DUI-Related	05/05/2023	Vehicle	2013 Nissan Sentra	Property Sold	Administrative Forfeiture	2,000	1,305	---	695
Controlled Substance	02/08/2023	Cash		Cash Forfeiture	Administrative Forfeiture	700	---	---	700

*When expenses exceed the gross amount received, the net proceeds available for distribution are shown as zero.

Table 2A
Property Seized Subject to State Forfeiture - Final Disposition - 2023
Sorted by Agency and Net Proceeds

Entity and Crime	Disposition Date	Type of Property	Property Detail	Disposition of Property	Basis of Disposition	Gross Sales	Expenses Paid	Amount Returned	Net Proceeds*
Minnesota State Patrol (Continued)									
Controlled Substance	02/08/2023	Cash		Cash Forfeiture	Administrative Forfeiture	714	---	---	714
DUI-Related	08/11/2023	Vehicle	2012 Chevrolet Cruze	Property Sold	Administrative Forfeiture	1,525	742	---	783
DUI-Related	05/15/2023	Vehicle	2009 Toyota Camry	Property Sold	Administrative Forfeiture	2,255	1,428	---	827
DUI-Related	03/07/2023	Vehicle	2006 Toyota Tundra	Property Sold	Administrative Forfeiture	1,725	878	---	847
DUI-Related	06/09/2023	Vehicle	1993 Cadillac DeVille	Property Sold	Administrative Forfeiture	2,210	1,321	---	889
Controlled Substance	07/07/2023	Cash		Cash Forfeiture	Administrative Forfeiture	940	---	---	940
Controlled Substance	06/09/2023	Vehicle	2012 Chevrolet Impala	Property Sold	Administrative Forfeiture	1,512	550	---	962
DUI-Related	04/17/2023	Vehicle	2004 Acura TL	Property Sold	Administrative Forfeiture	2,000	1,034	---	966
Controlled Substance	03/09/2023	Vehicle	2008 Mazda 3 4-Door	Property Sold	Administrative Forfeiture	1,585	525	---	1,060
Controlled Substance	08/10/2023	Vehicle	2005 GMC Envoy 2WD	Property Sold	Administrative Forfeiture	1,550	479	---	1,071
Controlled Substance	06/09/2023	Cash		Cash Forfeiture	Administrative Forfeiture	1,075	---	---	1,075
Fleeing a Peace Officer	05/23/2023	Motorcycle	2020 Kawasaki ZX1002	Returned to Owner	Agreement	2,000	919	---	1,081
Controlled Substance	02/08/2023	Cash		Cash Forfeiture	Administrative Forfeiture	1,141	---	---	1,141
Controlled Substance	04/06/2023	Vehicle	2006 BMW 325ci	Property Sold	Administrative Forfeiture	2,205	1,044	---	1,161
Fleeing a Peace Officer	12/11/2023	Vehicle	2005 GMC Sierra 1500	Property Sold	Judicial Forfeiture	2,075	912	---	1,163
Controlled Substance	02/07/2023	Cash		Cash Forfeiture	Administrative Forfeiture	1,169	---	---	1,169
Controlled Substance	02/16/2023	Cash		Cash Forfeiture	Administrative Forfeiture	1,230	---	---	1,230
Controlled Substance	08/10/2023	Cash		Cash Forfeiture	Agreement	1,235	---	---	1,235
Controlled Substance	12/12/2023	Cash		Cash Forfeiture	Administrative Forfeiture	1,260	---	---	1,260
DUI-Related	04/26/2023	Vehicle	2003 Chevrolet Silverado	Property Sold	Administrative Forfeiture	2,550	1,245	---	1,305
DUI-Related	10/05/2023	Vehicle	2005 Ford Escape	Property Sold	Administrative Forfeiture	2,325	944	---	1,381
DUI-Related	12/15/2023	Vehicle	2013 Ford Edge	Returned to Owner	Agreement	2,500	1,090	---	1,410
Controlled Substance	06/09/2023	Cash		Cash Forfeiture	Administrative Forfeiture	1,495	---	---	1,495
DUI-Related	05/23/2023	Vehicle	2004 Toyota RAV4	Property Sold	Administrative Forfeiture	2,525	902	---	1,623
Controlled Substance	07/25/2023	Cash		Cash Forfeiture	Administrative Forfeiture	1,633	---	---	1,633
DUI-Related	04/06/2023	Vehicle	2009 Chevrolet Malibu	Property Sold	Administrative Forfeiture	2,700	884	---	1,816
DUI-Related	09/15/2023	Vehicle	2012 Chevrolet Traverse AWD	Property Sold	Administrative Forfeiture	2,488	649	---	1,839
Controlled Substance	09/15/2023	Vehicle	2010 Volvo S80	Property Sold	Administrative Forfeiture	2,755	875	---	1,880
Controlled Substance	12/07/2023	Cash		Cash Forfeiture	Administrative Forfeiture	1,933	---	---	1,933
DUI-Related	07/07/2023	Vehicle	1968 Dodge Monaco	Property Sold	Administrative Forfeiture	2,305	343	---	1,962
Controlled Substance	03/23/2023	Cash		Cash Forfeiture	Administrative Forfeiture	2,040	3	---	2,037
Controlled Substance	06/09/2023	Vehicle	1977 Ford LTD 2	Property Sold	Administrative Forfeiture	2,600	521	---	2,079
DUI-Related	05/23/2023	Vehicle	1996 Jeep Grand Cherokee 2WD	Property Sold	Administrative Forfeiture	2,084	---	---	2,084
Controlled Substance	06/09/2023	Cash		Cash Forfeiture	Administrative Forfeiture	2,134	---	---	2,134

*When expenses exceed the gross amount received, the net proceeds available for distribution are shown as zero.

Table 2A
Property Seized Subject to State Forfeiture - Final Disposition - 2023
Sorted by Agency and Net Proceeds

Entity and Crime	Disposition Date	Type of Property	Property Detail	Disposition of Property	Basis of Disposition	Gross Sales	Expenses Paid	Amount Returned	Net Proceeds*
Minnesota State Patrol (Continued)									
DUI-Related	05/08/2023	Vehicle	2014 Ford Focus	Property Sold	Administrative Forfeiture	3,555	1,068	---	2,487
DUI-Related	01/01/2023	Vehicle	2010 Chevrolet Traverse AWD	Property Sold	Judicial Forfeiture	3,260	508	---	2,752
Controlled Substance	07/14/2023	Cash		Cash Forfeiture	Administrative Forfeiture	3,174	393	---	2,781
DUI-Related	12/27/2023	Vehicle	2015 Chevrolet Impala	Property Sold	Administrative Forfeiture	4,850	2,010	---	2,840
DUI-Related	10/11/2023	Vehicle	2017 Chevrolet Cruze	Returned to Owner	Administrative Forfeiture	4,685	1,763	---	2,922
Controlled Substance	08/23/2023	Vehicle	2011 Ford Mustang	Property Sold	Administrative Forfeiture	3,825	829	---	2,996
Controlled Substance	12/01/2023	Vehicle	2012 Chevrolet Suburban	Returned to Owner	Agreement	3,115	115	---	3,000
DUI-Related	04/17/2023	Vehicle	2018 Honda CR-V 2WD	Returned to Owner	Agreement	3,760	760	---	3,000
Controlled Substance	10/20/2023	ATV	2017 Can-Am Outlander 1000 4x4 DPS	Property Sold	Judicial Forfeiture	3,512	387	---	3,125
DUI-Related	07/07/2023	Vehicle	2011 Chevrolet Traverse AWD	Property Sold	Agreement	3,825	686	---	3,139
DUI-Related	09/07/2023	Vehicle	2014 Kia Soul	Property Sold	Administrative Forfeiture	3,600	449	---	3,151
DUI-Related	06/09/2023	Motorcycle	2001 Harley-Davidson Night Train FXSTB	Property Sold	Administrative Forfeiture	4,800	1,425	---	3,375
DUI-Related	09/25/2023	Vehicle	2008 Hyundai Tiburon	Property Sold	Administrative Forfeiture	3,890	454	---	3,436
DUI-Related	04/28/2023	Vehicle	1994 Ford F150	Property Sold	Administrative Forfeiture	4,010	546	---	3,464
DUI-Related	11/30/2023	Bond/Security		Security/Bond Returned	Administrative Forfeiture	4,283	---	602	3,681
DUI-Related	08/11/2023	Vehicle	2004 Lincoln Aviator 2WD	Property Sold	Administrative Forfeiture	4,260	575	---	3,685
DUI-Related	08/10/2023	Vehicle	2011 Chevrolet Equinox	Property Sold	Administrative Forfeiture	4,165	424	---	3,741
DUI-Related	11/30/2023	Bond/Security		Bond for Distribution	Administrative Forfeiture	4,413	645	---	3,768
DUI-Related	10/11/2023	Bond/Security		Bond for Distribution	Administrative Forfeiture	4,258	223	---	4,035
DUI-Related	01/02/2023	Motorcycle	2015 Kawasaki LZ1000	Property Sold	Administrative Forfeiture	5,476	1,388	---	4,088
DUI-Related	04/17/2023	Vehicle	2008 Chevrolet Suburban	Property Sold	Administrative Forfeiture	5,600	1,277	---	4,323
DUI-Related	04/06/2023	Vehicle	2004 Mercedes-Benz SL500	Property Sold	Administrative Forfeiture	5,925	1,189	---	4,736
Controlled Substance	06/09/2023	Vehicle	1985 Chevrolet El Camino Pickup 2WD	Property Sold	Administrative Forfeiture	6,575	1,537	---	5,038
DUI-Related	09/26/2023	Vehicle	2013 Nissan Altima	Property Sold	Administrative Forfeiture	5,750	532	---	5,218
DUI-Related	10/11/2023	Bond/Security		Bond for Distribution	Administrative Forfeiture	6,074	756	---	5,318
DUI-Related	12/12/2023	Vehicle	2016 Ford Fusion	Property Sold	Administrative Forfeiture	7,150	1,672	---	5,478
DUI-Related	08/10/2023	Vehicle	2016 Acura MDX	Property Sold	Administrative Forfeiture	7,125	1,624	---	5,501
Controlled Substance	04/06/2023	Cash		Cash Forfeiture	Administrative Forfeiture	5,523	---	---	5,523
DUI-Related	06/22/2023	Vehicle	2016 Ford Escape	Property Sold	Administrative Forfeiture	7,075	1,411	---	5,664
Controlled Substance	09/08/2023	Cash		Cash Forfeiture	Administrative Forfeiture	6,375	602	---	5,773
DUI-Related	12/13/2023	Vehicle	2012 Chevrolet Silverado	Property Sold	Administrative Forfeiture	7,025	1,250	---	5,775
DUI-Related	04/17/2023	Vehicle	2015 Chevrolet Impala	Property Sold	Administrative Forfeiture	7,600	1,743	---	5,857
DUI-Related	02/13/2023	Vehicle	2012 Toyota Prius	Property Sold	Administrative Forfeiture	7,550	1,467	---	6,083
Controlled Substance	03/09/2023	Cash		Cash Forfeiture	Administrative Forfeiture	7,571	---	---	7,571

*When expenses exceed the gross amount received, the net proceeds available for distribution are shown as zero.

Table 2A
Property Seized Subject to State Forfeiture - Final Disposition - 2023
Sorted by Agency and Net Proceeds

Entity and Crime	Disposition Date	Type of Property	Property Detail	Disposition of Property	Basis of Disposition	Gross Sales	Expenses Paid	Amount Returned	Net Proceeds*
Minnesota State Patrol (Continued)									
DUI-Related	01/24/2023	Vehicle	2009 Ford F150	Property Sold	Judicial Forfeiture	9,075	775	---	8,300
Controlled Substance	04/21/2023	Cash		Cash Forfeiture	Judicial Forfeiture	8,665	348	---	8,317
DUI-Related	07/07/2023	Vehicle	2016 Ford Explorer	Property Sold	Administrative Forfeiture	9,063	713	---	8,350
Controlled Substance	02/15/2023	Cash		Cash Forfeiture	Administrative Forfeiture	10,634	---	---	10,634
Controlled Substance	12/12/2023	Cash		Cash Forfeiture	Administrative Forfeiture	14,522	---	---	14,522
DUI-Related	09/15/2023	Vehicle	2020 Kia Sorento 2WD	Property Sold	Administrative Forfeiture	18,550	2,166	---	16,384
Controlled Substance	04/06/2023	Vehicle	2015 Chevrolet Silverado	Property Sold	Judicial Forfeiture	21,700	1,182	---	20,518
Controlled Substance	11/17/2023	Vehicle	2016 Lincoln MKX FWD	Property Sold	Administrative Forfeiture	24,550	1,260	---	23,290
Controlled Substance	12/11/2023	Cash		Cash Forfeiture	Administrative Forfeiture	27,464	---	---	27,464
DUI-Related	12/01/2023	Bond/Security		Bond for Distribution	Administrative Forfeiture	41,416	---	622	40,794
Agency Total						\$926,246	\$536,367	\$189,157	\$384,965
Minnetonka Police Department									
Fleeing a Peace Officer	09/20/2023	Vehicle	1999 Toyota Camry	Returned to Owner	Agreement	---	---	---	---
Receiving Stolen Property	09/08/2023	Vehicle	2012 Toyota Prius	Returned to Owner	Agreement	---	345	---	---
DUI-Related	08/10/2023	Vehicle	2002 Buick LeSabre	Property Sold	Administrative Forfeiture	150	1,105	---	---
DUI-Related	08/10/2023	Vehicle	2007 Toyota Avalon	Property Sold	Administrative Forfeiture	150	1,195	---	---
Damage to Property	02/13/2023	Vehicle	2002 Toyota Prius	Returned to Owner	Agreement	278	278	---	---
Fleeing a Peace Officer	09/19/2023	Vehicle	2015 Nissan Altima	Returned to Owner	Agreement	586	586	---	---
DUI-Related	06/01/2023	Vehicle	2016 Jeep Patriot 2WD	Returned to Lienholder	Administrative Forfeiture	950	950	---	---
DUI-Related	07/05/2023	Vehicle	2008 Honda Accord	Returned to Lienholder	Agreement	1,305	1,305	---	---
DUI-Related	08/21/2023	Vehicle	2010 Ford Escape	Property Sold	Administrative Forfeiture	1,511	950	---	561
DUI-Related	08/08/2023	Vehicle	2016 Mercedes-Benz GL6	Property Sold	Administrative Forfeiture	16,750	1,007	---	15,743
Theft	09/08/2023	Cash		Returned to Owner	Agreement	46,131	---	20,000	26,131
Agency Total						\$67,811	\$7,721	\$20,000	\$42,435
Minnetrista Public Safety Department									
Fleeing a Peace Officer	01/11/2023	Vehicle	1999 Chevrolet Suburban	Property Sold	Judicial Forfeiture	70	286	---	---
DUI-Related	09/20/2023	Vehicle	2005 Dodge Ram	Returned to Owner	Agreement	155	155	---	---
Agency Total						\$225	\$441	\$---	\$---

*When expenses exceed the gross amount received, the net proceeds available for distribution are shown as zero.

Table 2A
Property Seized Subject to State Forfeiture - Final Disposition - 2023
Sorted by Agency and Net Proceeds

Entity and Crime	Disposition Date	Type of Property	Property Detail	Disposition of Property	Basis of Disposition	Gross Sales	Expenses Paid	Amount Returned	Net Proceeds*
Moorhead Police Department									
Controlled Substance	11/08/2023	Vehicle	2011 Dodge Charger	Property Retained	Administrative Forfeiture	---	---	---	---
Controlled Substance	05/13/2023	Cash		Returned to Owner	Court Ordered Return	963	---	963	---
DUI-Related	09/30/2023	Vehicle	2001 Oldsmobile Silhouette	Property Sold	Administrative Forfeiture	350	170	---	180
Controlled Substance	05/19/2023	Vehicle	2002 Saturn SL	Property Sold	Administrative Forfeiture	430	175	---	255
Controlled Substance	02/15/2023	Cash		Cash Forfeiture	Administrative Forfeiture	480	---	---	480
Controlled Substance	05/19/2023	Vehicle	2000 Cadillac Eldorado	Property Sold	Administrative Forfeiture	800	201	---	599
Controlled Substance	12/01/2023	Cash		Cash Forfeiture	Administrative Forfeiture	1,665	---	966	699
Controlled Substance	12/01/2023	Cash		Cash Forfeiture	Administrative Forfeiture	2,545	1,654	---	891
Controlled Substance	12/01/2023	Cash		Cash Forfeiture	Administrative Forfeiture	2,652	1,724	---	928
Controlled Substance	05/18/2023	Cash		Property Forwarded	Administrative Forfeiture	1,098	---	---	1,098
Controlled Substance	05/19/2023	Vehicle	2008 Pontiac Grand Prix	Property Sold	Administrative Forfeiture	1,450	246	---	1,204
Controlled Substance	11/03/2023	Cash		Property Forwarded	Administrative Forfeiture	1,371	---	---	1,371
DUI-Related	09/23/2023	Vehicle	2016 Chevrolet Cruze	Property Sold	Administrative Forfeiture	2,325	308	---	2,017
Controlled Substance	01/10/2023	Cash		Cash Forfeiture	Administrative Forfeiture	6,192	---	2,167	4,025
Controlled Substance	01/13/2023	Cash		Cash Forfeiture	Administrative Forfeiture	5,215	---	---	5,215
Controlled Substance	01/10/2023	Cash		Cash Forfeiture	Administrative Forfeiture	5,955	---	---	5,955
Controlled Substance	06/14/2023	Cash		Cash Forfeiture	Judicial Forfeiture	162,378	---	105,546	56,832
Agency Total						\$195,869	\$4,478	\$109,642	\$81,749
Morrison County Sheriff's Office									
Controlled Substance	10/05/2023	Cash		Cash Forfeiture	Administrative Forfeiture	539	---	---	539
Controlled Substance	10/05/2023	Cash		Cash Forfeiture	Administrative Forfeiture	1,175	---	---	1,175
DUI-Related	03/16/2023	Vehicle	2013 Ford Focus	Returned to Owner	Administrative Forfeiture	1,500	208	---	1,292
Agency Total						\$3,214	\$208	\$---	\$3,006

*When expenses exceed the gross amount received, the net proceeds available for distribution are shown as zero.

Table 2A
Property Seized Subject to State Forfeiture - Final Disposition - 2023
Sorted by Agency and Net Proceeds

Entity and Crime	Disposition Date	Type of Property	Property Detail	Disposition of Property	Basis of Disposition	Gross Sales	Expenses Paid	Amount Returned	Net Proceeds*
Mounds View Police Department									
Controlled Substance	12/18/2023	Vehicle	2000 Chevrolet Monte Carlo	Salvage Yard	Agreement	---	---	---	---
Controlled Substance	12/18/2023	Vehicle	1987 Mercedes-Benz 300E	Salvage Yard	Agreement	---	---	---	---
DUI-Related	04/20/2023	Vehicle	2020 Ford F150	Returned to Owner	Court Ordered Return	---	---	---	---
DUI-Related	12/18/2023	Vehicle	2007 Mazda 3 4-Door	Salvage Yard	Agreement	---	---	---	---
DUI-Related	12/18/2023	Vehicle	2003 GMC Envoy 4WD	Salvage Yard	Agreement	---	---	---	---
Fleeing a Peace Officer	08/15/2023	Vehicle	2017 Honda Civic 4Dr	Returned to Owner	Agreement	---	---	---	---
Controlled Substance	02/10/2023	Cash		Cash Forfeiture	Summary Forfeiture	163	---	---	163
Controlled Substance	04/22/2023	Vehicle	2007 Hyundai Azera	Property Sold	Summary Forfeiture	552	370	---	182
DUI-Related	04/22/2023	Vehicle	2012 Jeep Liberty 2WD	Property Sold	Summary Forfeiture	920	370	---	550
DUI-Related	01/14/2023	Vehicle	2002 Honda Odyssey	Property Sold	Summary Forfeiture	1,219	625	---	594
DUI-Related	12/18/2023	Vehicle	1999 GMC Yukon 1500 4WD	Property Sold	Summary Forfeiture	1,297	370	---	927
Controlled Substance	10/12/2023	Cash		Cash Forfeiture	Summary Forfeiture	1,074	---	---	1,074
DUI-Related	01/14/2023	Vehicle	1999 Lincoln Continental	Property Sold	Summary Forfeiture	2,392	977	---	1,415
DUI-Related	01/14/2023	Vehicle	2012 Volkswagen Jetta	Property Sold	Summary Forfeiture	4,393	1,577	---	2,816
Agency Total						\$12,010	\$4,289	\$---	\$7,721
Mower County Sheriff's Office									
DUI-Related	08/03/2023	Vehicle	2006 Pontiac Grand Prix	Property Sold	Administrative Forfeiture	500	333	---	167
DUI-Related	09/01/2023	Scooter	2019 Motorbike	Property Sold	Administrative Forfeiture	675	68	---	607
DUI-Related	05/04/2023	Vehicle	2005 Chrysler PT Cruiser Convertible	Property Sold	Judicial Forfeiture	900	90	---	810
DUI-Related	09/01/2023	Vehicle	2006 GMC Sierra 2500 HD 4WD CNG	Returned to Owner	Administrative Forfeiture	2,500	250	---	2,250
Agency Total						\$4,575	\$741	\$---	\$3,834
Murray County Sheriff's Office									
Controlled Substance	11/09/2023	Cash		Returned to Owner	Court Ordered Return	9,316	---	9,316	---
Agency Total						\$9,316	\$---	\$9,316	\$---
Nashwauck Police Department									
DUI-Related	02/10/2023	Vehicle	1997 Jeep Cherokee 4WD	Property Sold	Administrative Forfeiture	2,975	563	---	2,412
Fleeing a Peace Officer	10/13/2023	Vehicle	2022 Porsche Macan Turbo	Property Retained	Agreement	22,933	750	---	22,183
Agency Total						\$25,908	\$1,313	\$---	\$24,595

*When expenses exceed the gross amount received, the net proceeds available for distribution are shown as zero.

Table 2A
Property Seized Subject to State Forfeiture - Final Disposition - 2023
Sorted by Agency and Net Proceeds

Entity and Crime	Disposition Date	Type of Property	Property Detail	Disposition of Property	Basis of Disposition	Gross Sales	Expenses Paid	Amount Returned	Net Proceeds*
New Brighton Department of Public Safety									
Firearm Possession	06/15/2023	Firearm	Sig Sauer - 9 Millimeter - Pistol	Property Destroyed	Judicial Forfeiture	---	---	---	---
DUI-Related	08/31/2023	Vehicle	2002 Chevrolet Malibu	Property Sold	Administrative Forfeiture	5	120	---	---
Agency Total						\$5	\$120	\$---	\$---
New Prague Police Department									
Fleeing a Peace Officer	09/20/2023	Vehicle	1998 Chevrolet GMT-400	Returned to Owner	Administrative Forfeiture	---	---	---	---
DUI-Related	11/07/2023	Bond/Security		Bond for Distribution	Administrative Forfeiture	9,775	---	2,932	6,843
Agency Total						\$9,775	\$---	\$2,932	\$6,843
New Ulm Police Department									
Theft	11/21/2023	Vehicle	2005 Chevrolet TrailBlazer	Property Abandoned	Agreement	---	---	---	---
DUI-Related	07/25/2023	Vehicle	2022 Subaru Impreza	Returned to Owner	Agreement	460	460	---	---
Fleeing a Peace Officer	08/05/2023	Vehicle	1997 Dodge Ram	Returned to Owner	Court Ordered Return	500	500	---	---
DUI-Related	10/10/2023	Vehicle	2007 Pontiac Grand Prix	Property Sold	Judicial Forfeiture	501	625	---	---
Controlled Substance	11/20/2023	Vehicle	2014 GMC Terrain FWD	Returned to Owner	Agreement	620	620	---	---
DUI-Related	07/02/2023	Vehicle	2014 Chevrolet Silverado	Returned to Lienholder	Agreement	871	871	---	---
DUI-Related	12/31/2023	Vehicle	2007 Dodge Charger	Property Sold	Judicial Forfeiture	3,475	4,082	---	---
DUI-Related	08/01/2023	Vehicle	1996 Chevrolet K1500	Property Sold	Administrative Forfeiture	750	125	---	625
DUI-Related	12/27/2023	Vehicle	2012 Jeep Grand Cherokee 4WD	Property Sold	Administrative Forfeiture	5,000	4,007	---	993
DUI-Related	12/27/2023	Vehicle	2013 Chrysler 200 AWD	Property Sold	Administrative Forfeiture	5,175	4,095	---	1,080
Controlled Substance	08/16/2023	Vehicle	2019 GMC Sierra 1500	Property Sold	Administrative Forfeiture	30,300	17,065	---	13,235
Agency Total						\$47,652	\$32,450	\$---	\$15,933

*When expenses exceed the gross amount received, the net proceeds available for distribution are shown as zero.

Table 2A
Property Seized Subject to State Forfeiture - Final Disposition - 2023
Sorted by Agency and Net Proceeds

Entity and Crime	Disposition Date	Type of Property	Property Detail	Disposition of Property	Basis of Disposition	Gross Sales	Expenses Paid	Amount Returned	Net Proceeds*
Nicollet County Sheriff's Office									
Controlled Substance	12/04/2023	Vehicle	2014 Nissan Sentra	Returned to Lienholder	Administrative Forfeiture	---	---	---	---
Controlled Substance	12/04/2023	Vehicle	2006 Chrysler Sebring	Property Sold	Administrative Forfeiture	200	216	---	---
Controlled Substance	12/04/2023	Vehicle	2001 Honda Accord	Property Sold	Administrative Forfeiture	200	149	---	51
Controlled Substance	12/04/2023	Vehicle	2005 Chevrolet TrailBlazer	Property Sold	Administrative Forfeiture	300	227	---	73
Prostitution	12/04/2023	Cash		Cash Forfeiture	Judicial Forfeiture	100	---	---	100
Prostitution	12/04/2023	Cash		Cash Forfeiture	Judicial Forfeiture	150	---	---	150
Prostitution	12/04/2023	Cash		Cash Forfeiture	Judicial Forfeiture	160	---	---	160
Controlled Substance	12/04/2023	Cash		Cash Forfeiture	Administrative Forfeiture	301	---	---	301
Controlled Substance	12/04/2023	Cash		Cash Forfeiture	Administrative Forfeiture	535	---	---	535
Controlled Substance	12/04/2023	Cash		Cash Forfeiture	Administrative Forfeiture	1,974	---	---	1,974
Controlled Substance	12/04/2023	Vehicle	2010 Nissan Altima	Property Sold	Administrative Forfeiture	2,784	292	---	2,492
Controlled Substance	12/04/2023	Vehicle	2007 Jeep Grand Cherokee 4WD	Property Sold	Administrative Forfeiture	3,035	453	---	2,582
Controlled Substance	12/04/2023	Cash		Cash Forfeiture	Administrative Forfeiture	2,886	---	---	2,886
Controlled Substance	12/04/2023	Cash		Cash Forfeiture	Administrative Forfeiture	7,120	---	---	7,120
Agency Total						\$19,745	\$1,337	\$---	\$18,424
Nisswa Police Department									
Fleeing a Peace Officer	06/01/2023	Vehicle	2006 Volkswagen Jetta	Salvage Yard	Administrative Forfeiture	178	206	---	---
Controlled Substance	10/26/2023	Cash		Cash Forfeiture	Administrative Forfeiture	48	---	---	48
DUI-Related	06/01/2023	Vehicle	2001 Dodge Ram	Salvage Yard	Administrative Forfeiture	178	106	---	72
Controlled Substance	06/07/2023	Cash		Cash Forfeiture	Administrative Forfeiture	200	---	---	200
Agency Total						\$604	\$312	\$---	\$320
North Mankato Police Department									
DUI-Related	06/16/2023	Vehicle	2002 Toyota Camry	Returned per Agreement	Agreement	600	600	---	---
Controlled Substance	02/23/2023	Vehicle	2008 Pontiac G6	Property Sold	Judicial Forfeiture	921	330	---	591
Controlled Substance	03/16/2023	Cash		Cash Forfeiture	Agreement	5,240	851	2,555	1,834
Agency Total						\$6,761	\$1,781	\$2,555	\$2,425
North Saint Paul Police Department									
Controlled Substance	10/09/2023	Vehicle	2003 Mazda MPV 4WD	Salvage Yard	Judicial Forfeiture	---	---	---	---
Controlled Substance	10/09/2023	Cash		Cash Forfeiture	Judicial Forfeiture	328	---	---	328
Controlled Substance	08/12/2023	Cash		Cash Forfeiture	Administrative Forfeiture	553	---	---	553
Agency Total						\$881	\$---	\$---	\$881

*When expenses exceed the gross amount received, the net proceeds available for distribution are shown as zero.

Table 2A
Property Seized Subject to State Forfeiture - Final Disposition - 2023
Sorted by Agency and Net Proceeds

Entity and Crime	Disposition Date	Type of Property	Property Detail	Disposition of Property	Basis of Disposition	Gross Sales	Expenses Paid	Amount Returned	Net Proceeds*
Northwest Metro Drug Task Force									
Controlled Substance	09/12/2023	Cash		Property Abandoned	Administrative Forfeiture	---	---	660	---
Controlled Substance	06/07/2023	Firearm	AK-47 - 6 Millimeter - Rifle	Retained for Destruction	Administrative Forfeiture	---	---	---	---
Controlled Substance	06/07/2023	Firearm	Glock - 9 Millimeter - Pistol	Retained for Destruction	Administrative Forfeiture	---	---	---	---
Controlled Substance	10/10/2023	Firearm	Hiawatha - 0.22 Caliber - Rifle	Retained for Destruction	Administrative Forfeiture	---	---	---	---
Controlled Substance	10/10/2023	Firearm	Sportsman - 0.22 Caliber - Rifle	Retained for Destruction	Administrative Forfeiture	---	---	---	---
Controlled Substance	10/10/2023	Firearm	Mossberg - 12 Gauge - Shotgun	Retained for Destruction	Administrative Forfeiture	---	---	---	---
Controlled Substance	10/10/2023	Firearm	Wards Western Field - 12 Gauge - Unknown	Retained for Destruction	Administrative Forfeiture	---	---	---	---
Controlled Substance	10/10/2023	Firearm	Remington Guns - 12 Gauge - Shotgun	Retained for Destruction	Administrative Forfeiture	---	---	---	---
Controlled Substance	10/10/2023	Firearm	Remington Guns - 0.27 Caliber - Rifle	Retained for Destruction	Administrative Forfeiture	---	---	---	---
Controlled Substance	10/10/2023	Firearm	Pro BPI - 0.5 Caliber - Rifle	Retained for Destruction	Administrative Forfeiture	---	---	---	---
Controlled Substance	10/10/2023	Firearm	BPI - 0.5 Caliber - Unknown	Retained for Destruction	Administrative Forfeiture	---	---	---	---
Controlled Substance	09/12/2023	Jewelry		Returned to Owner	Administrative Forfeiture	---	---	17,000	---
Controlled Substance	03/14/2023	Cash		Returned to Owner	Administrative Forfeiture	1,754	---	1,754	---
Controlled Substance	12/31/2023	Cash		Returned to Owner	Administrative Forfeiture	24,000	---	24,000	---
Controlled Substance	02/08/2023	Cash		Cash Forfeiture	Administrative Forfeiture	998	---	---	998
Controlled Substance	10/10/2023	Cash		Cash Forfeiture	Administrative Forfeiture	1,055	---	20	1,035
Controlled Substance	02/16/2023	Cash		Cash Forfeiture	Administrative Forfeiture	1,317	---	---	1,317
Controlled Substance	10/09/2023	Cash		Cash Forfeiture	Administrative Forfeiture	1,881	---	---	1,881
Controlled Substance	06/08/2023	Vehicle	2013 Chevrolet Impala	Property Sold	Administrative Forfeiture	4,200	475	---	3,725
Controlled Substance	01/27/2023	Cash		Cash Forfeiture	Administrative Forfeiture	4,540	---	---	4,540
Controlled Substance	06/07/2023	Cash		Cash Forfeiture	Administrative Forfeiture	4,815	---	---	4,815
Controlled Substance	06/08/2023	Vehicle	2009 Chevrolet Impala	Property Sold	Administrative Forfeiture	7,000	754	---	6,246
Controlled Substance	09/12/2023	Cash		Cash Forfeiture	Administrative Forfeiture	38,600	---	3,000	35,600
Controlled Substance	04/13/2023	Cash		Cash Forfeiture	Judicial Forfeiture	144,761	---	---	144,761
Agency Total						\$234,921	\$1,229	\$46,434	\$204,918
Oakdale Police Department									
Fleeing a Peace Officer	05/06/2023	Vehicle	2009 Ford Edge	Returned to Owner	Agreement	---	---	---	---
DUI-Related	01/11/2023	Vehicle	2020 Volvo S60 AWD	Returned per Agreement	Agreement	---	---	---	---
Controlled Substance	02/15/2023	Cash		Cash Forfeiture	Administrative Forfeiture	4,465	---	---	4,465
Controlled Substance	01/27/2023	Cash		Cash Forfeiture	Administrative Forfeiture	9,000	---	---	9,000
Agency Total						\$13,465	\$---	\$---	\$13,465

*When expenses exceed the gross amount received, the net proceeds available for distribution are shown as zero.

Table 2A
Property Seized Subject to State Forfeiture - Final Disposition - 2023
Sorted by Agency and Net Proceeds

Entity and Crime	Disposition Date	Type of Property	Property Detail	Disposition of Property	Basis of Disposition	Gross Sales	Expenses Paid	Amount Returned	Net Proceeds*
Olivia Police Department									
Controlled Substance	01/06/2023	Vehicle	2017 Dodge Journey	Property Sold	Administrative Forfeiture	5,500	7,347	---	---
Controlled Substance	02/01/2023	Cash		Cash Forfeiture	Administrative Forfeiture	1,500	---	---	1,500
Controlled Substance	02/01/2023	Cash		Cash Forfeiture	Administrative Forfeiture	3,420	---	---	3,420
Agency Total						\$10,420	\$7,347	\$---	\$4,920
Olmsted County Sheriff's Office									
Fleeing a Peace Officer	04/12/2023	Vehicle	2005 Ford F150	Salvage Yard	Administrative Forfeiture	---	---	---	---
Fleeing a Peace Officer	10/31/2023	Vehicle	2005 Dodge Durango	Salvage Yard	Administrative Forfeiture	---	175	---	---
DUI-Related	08/10/2023	Vehicle	2002 Saturn SL	Property Sold	Administrative Forfeiture	112	150	---	---
DUI-Related	08/10/2023	Vehicle	2000 Honda Accord	Property Sold	Administrative Forfeiture	202	150	---	52
DUI-Related	11/22/2023	Vehicle	2014 Lincoln Continental	Returned to Owner	Administrative Forfeiture	250	175	---	75
Fleeing a Peace Officer	10/09/2023	Vehicle	2014 Chevrolet Silverado	Returned to Lienholder	Administrative Forfeiture	250	125	---	125
DUI-Related	08/10/2023	Vehicle	2001 Dodge Ram	Property Sold	Administrative Forfeiture	475	275	---	200
DUI-Related	01/19/2023	Vehicle	2008 Mazda 3 4-Door	Returned to Owner	Administrative Forfeiture	550	125	---	425
DUI-Related	12/13/2023	Vehicle	2018 Chevrolet Silverado	Returned to Owner	Administrative Forfeiture	675	125	---	550
DUI-Related	09/13/2023	Vehicle	2006 Dodge Grand Caravan	Returned to Owner	Administrative Forfeiture	675	125	---	550
DUI-Related	03/10/2023	Vehicle	2010 Toyota Camry	Returned to Owner	Administrative Forfeiture	1,000	125	---	875
DUI-Related	08/10/2023	Vehicle	2003 Mercury Sable	Property Sold	Administrative Forfeiture	1,575	200	---	1,375
Agency Total						\$5,764	\$1,750	\$---	\$4,227
Onamia Police Department									
DUI-Related	09/14/2023	Vehicle	2004 Jaguar X-Type	Property Sold	Administrative Forfeiture	200	55	---	145
Agency Total						\$200	\$55	\$---	\$145
Otter Tail County Sheriff's Office									
DUI-Related	02/28/2023	Vehicle	2006 Chevrolet Silverado	Returned to Owner	Agreement	---	---	---	---
Controlled Substance	04/10/2023	Vehicle	2011 Chevrolet Silverado	Returned to Owner	Agreement	---	---	---	---
DUI-Related	02/28/2023	Vehicle	2003 Volkswagen Beetle	Returned to Lienholder	Agreement	---	---	---	---
Fleeing a Peace Officer	01/31/2023	Vehicle	1994 GMC Sierra Classic 1500 2WD	Returned to Owner	Agreement	20	250	---	---
DUI-Related	02/28/2023	Vehicle	1998 Chevrolet Silverado	Returned to Owner	Agreement	234	214	20	---
Fleeing a Peace Officer	11/13/2023	Vehicle	2004 Chevrolet Silverado	Salvage Yard	Administrative Forfeiture	250	310	---	---
DUI-Related	11/13/2023	Motorcycle	2009 Chappy Chappy	Salvage Yard	Administrative Forfeiture	250	365	---	---
Controlled Substance	12/06/2023	Cash		Returned to Owner	Court Ordered Return	265	---	265	---
DUI-Related	02/28/2023	Vehicle	2003 Nissan Maxima	Salvage Yard	Agreement	300	400	---	---
DUI-Related	02/28/2023	Vehicle	2000 Chevrolet Astro	Property Sold	Agreement	300	445	---	---

*When expenses exceed the gross amount received, the net proceeds available for distribution are shown as zero.

Table 2A
Property Seized Subject to State Forfeiture - Final Disposition - 2023
Sorted by Agency and Net Proceeds

Entity and Crime	Disposition Date	Type of Property	Property Detail	Disposition of Property	Basis of Disposition	Gross Sales	Expenses Paid	Amount Returned	Net Proceeds*
Otter Tail County Sheriff's Office (Continued)									
DUI-Related	02/28/2023	Vehicle	1999 Cadillac DeVille	Property Sold	Agreement	300	348	---	---
DUI-Related	07/24/2023	Vehicle	2017 Buick Regal	Returned to Owner	Agreement	320	320	---	---
Controlled Substance	11/21/2023	Cash		Returned to Owner	Agreement	770	---	770	---
Controlled Substance	02/08/2023	Cash		Returned to Owner	Court Ordered Return	4,420	---	4,420	---
Controlled Substance	09/01/2023	Cash		Returned to Owner	Agreement	17,099	---	17,099	---
DUI-Related	02/28/2023	Vehicle	1994 Ford Mustang	Returned to Owner	Agreement	95	75	---	20
DUI-Related	02/28/2023	ATV	2013 Polaris Sportsman 500 HO	Returned to Owner	Agreement	165	145	---	20
DUI-Related	02/28/2023	Vehicle	2007 Chevrolet Silverado	Returned to Owner	Agreement	245	225	---	20
Burglary	02/28/2023	Vehicle	2004 Pontiac Grand Prix	Returned to Owner	Agreement	262	242	---	20
DUI-Related	11/13/2023	Vehicle	1995 Ford Escort	Salvage Yard	Administrative Forfeiture	250	225	---	25
DUI-Related	01/31/2023	Vehicle	1999 Buick Century	Salvage Yard	Administrative Forfeiture	300	273	---	27
Fleeing a Peace Officer	01/31/2023	Vehicle	2004 Dodge Intrepid	Salvage Yard	Administrative Forfeiture	300	250	---	50
DUI-Related	02/28/2023	Vehicle	1992 Cadillac Seville	Salvage Yard	Agreement	125	---	---	125
DUI-Related	02/28/2023	Vehicle	1996 Chevrolet Lumina	Property Sold	Agreement	450	325	---	125
Controlled Substance	03/23/2023	Cash		Cash Forfeiture	Judicial Forfeiture	200	---	---	200
Controlled Substance	03/09/2023	Cash		Cash Forfeiture	Administrative Forfeiture	292	---	---	292
DUI-Related	02/28/2023	Vehicle	1997 Chevrolet Monte Carlo	Property Sold	Agreement	650	189	---	461
DUI-Related	02/28/2023	Vehicle	2000 Ford Taurus	Property Sold	Agreement	950	189	---	761
Controlled Substance	03/23/2023	Cash		Cash Forfeiture	Judicial Forfeiture	789	---	---	789
Controlled Substance	03/23/2023	Cash		Cash Forfeiture	Judicial Forfeiture	879	---	---	879
DUI-Related	02/28/2023	Vehicle	1997 Chevrolet S10 Pickup 2WD	Property Sold	Agreement	1,400	208	---	1,192
Controlled Substance	04/10/2023	Cash		Cash Forfeiture	Administrative Forfeiture	1,235	---	---	1,235
DUI-Related	02/28/2023	Vehicle	2007 Ford Focus	Property Sold	Agreement	5,400	217	---	5,183
Controlled Substance	02/28/2023	Cash		Cash Forfeiture	Agreement	9,085	---	---	9,085
Controlled Substance	03/23/2023	Cash		Cash Forfeiture	Judicial Forfeiture	25,790	---	---	25,790
Agency Total						\$73,390	\$5,215	\$22,574	\$46,299

*When expenses exceed the gross amount received, the net proceeds available for distribution are shown as zero.

Table 2A
Property Seized Subject to State Forfeiture - Final Disposition - 2023
Sorted by Agency and Net Proceeds

Entity and Crime	Disposition Date	Type of Property	Property Detail	Disposition of Property	Basis of Disposition	Gross Sales	Expenses Paid	Amount Returned	Net Proceeds*
Owatonna Police Department									
Fleeing a Peace Officer	05/23/2023	Vehicle	2013 Kia Optima FE	Property Abandoned	Agreement	---	---	---	---
3rd Degree Sexual Conduct	08/01/2023	Vehicle	2003 Toyota Corolla	Returned to Owner	Agreement	---	---	---	---
Fleeing a Peace Officer	05/23/2023	Vehicle	2004 Mazda Tribute FWD	Property Abandoned	Agreement	---	---	---	---
Fleeing a Peace Officer	03/23/2023	Vehicle	2010 Lincoln MKX FWD	Returned to Owner	Agreement	147	147	---	---
DUI-Related	08/08/2023	Vehicle	2016 Ford F150	Returned per Agreement	Agreement	149	149	---	---
DUI-Related	06/06/2023	Vehicle	2017 Chevrolet Silverado	Returned per Agreement	Agreement	152	152	---	---
DUI-Related	04/28/2023	Vehicle	2007 Chevrolet Aveo	Salvage Yard	Administrative Forfeiture	200	905	---	---
Fleeing a Peace Officer	04/28/2023	Vehicle	2006 Pontiac Grand Prix	Salvage Yard	Administrative Forfeiture	200	794	---	---
DUI-Related	03/08/2023	Vehicle	2010 Honda Accord	Returned per Agreement	Agreement	226	226	---	---
DUI-Related	03/10/2023	Vehicle	2015 Ram 1500 4WD	Returned per Agreement	Agreement	285	285	---	---
Controlled Substance	04/28/2023	Vehicle	2002 Ford F150	Salvage Yard	Administrative Forfeiture	385	800	---	---
3rd Degree Sexual Conduct	11/15/2023	Vehicle	2020 Chevrolet Colorado	Returned to Lienholder	Judicial Forfeiture	400	400	---	---
DUI-Related	02/10/2023	Vehicle	2002 Ford F150	Property Sold	Administrative Forfeiture	2,025	1,585	---	440
DUI-Related	02/10/2023	Vehicle	2006 Mercury Milan	Property Sold	Administrative Forfeiture	1,575	730	---	845
DUI-Related	02/10/2023	Vehicle	2009 Ford Escape	Property Sold	Administrative Forfeiture	2,530	1,524	---	1,006
Controlled Substance	02/10/2023	Vehicle	2006 Chrysler 300 AWD	Property Sold	Administrative Forfeiture	1,610	463	---	1,147
Controlled Substance	02/10/2023	Vehicle	2011 Chevrolet Impala	Property Sold	Administrative Forfeiture	3,625	1,724	---	1,901
DUI-Related	02/10/2023	Vehicle	2015 Ford Fusion	Property Sold	Administrative Forfeiture	4,875	2,295	---	2,580
Agency Total						\$18,384	\$12,179	\$---	\$7,919
Paul Bunyan Drug Task Force									
Controlled Substance	05/25/2023	Vehicle	2014 Lincoln MKZ AWD	Returned to Owner	Court Ordered Return	---	---	---	---
Controlled Substance	01/24/2023	Vehicle	2004 Buick LeSabre	Property Forwarded	Administrative Forfeiture	---	---	---	---
Controlled Substance	04/20/2023	Firearm	Titan Tiger - 0.36 Caliber - Revolver	Returned to Owner	Agreement	---	---	---	---
Controlled Substance	04/20/2023	Firearm	Mossberg - 0.41 Caliber - Shotgun	Returned to Owner	Agreement	---	---	---	---
Controlled Substance	04/20/2023	Firearm	Weatherby - 0.27 Caliber - Rifle	Returned to Owner	Agreement	---	---	---	---
Controlled Substance	04/20/2023	Firearm	DPMS - 6 Millimeter - Rifle	Returned to Owner	Agreement	---	---	---	---
Controlled Substance	04/20/2023	Firearm	Umarex - 0.22 Caliber - Pistol	Returned to Owner	Agreement	---	---	---	---
Controlled Substance	04/20/2023	Firearm	Remington Guns - 0.27 Caliber - Rifle	Returned to Owner	Agreement	---	---	---	---
Controlled Substance	04/20/2023	Firearm	Chipmunk - 0.22 Caliber - Rifle	Returned to Owner	Agreement	---	---	---	---
Firearm Possession	07/03/2023	Firearm	Tikka - 8 Millimeter - Rifle	Returned to Owner	Agreement	---	---	---	---
Controlled Substance	04/05/2023	Firearm	Winchester - 0.22 Caliber - Rifle	Property Destroyed	Administrative Forfeiture	---	---	---	---
Controlled Substance	04/05/2023	Firearm	Springfield - 0.41 Caliber - Shotgun	Property Destroyed	Administrative Forfeiture	---	---	---	---
Controlled Substance	05/25/2023	Cash		Returned to Owner	Court Ordered Return	1,820	---	1,820	---

*When expenses exceed the gross amount received, the net proceeds available for distribution are shown as zero.

Table 2A
Property Seized Subject to State Forfeiture - Final Disposition - 2023
Sorted by Agency and Net Proceeds

Entity and Crime	Disposition Date	Type of Property	Property Detail	Disposition of Property	Basis of Disposition	Gross Sales	Expenses Paid	Amount Returned	Net Proceeds*
Paul Bunyan Drug Task Force (Continued)									
Controlled Substance	02/01/2023	Cash		Returned to Owner	Court Ordered Return	14,326	---	14,326	---
Controlled Substance	04/10/2023	Cash		Returned to Owner	Agreement	30,451	---	30,451	---
Controlled Substance	03/03/2023	Firearm	Savage - 0.17 Caliber - Rifle	Property Sold	Administrative Forfeiture	75	---	---	75
Controlled Substance	10/25/2023	Vehicle	2007 Chevrolet Silverado	Property Sold	Administrative Forfeiture	510	428	---	82
Controlled Substance	10/25/2023	Vehicle	2004 Dodge Neon	Property Sold	Administrative Forfeiture	295	203	---	92
Controlled Substance	06/12/2023	Firearm	J.C.Higgins - 0.22 Caliber - Rifle	Property Sold	Administrative Forfeiture	95	---	---	95
Controlled Substance	09/15/2023	Firearm	Remington Guns - 0.22 Caliber - Rifle	Property Sold	Administrative Forfeiture	100	---	---	100
Controlled Substance	09/15/2023	Firearm	Marlin - 0.22 Caliber - Rifle	Property Sold	Administrative Forfeiture	100	---	---	100
Controlled Substance	09/15/2023	Firearm	Hawk Industries - 12 Gauge - Shotgun	Property Sold	Administrative Forfeiture	100	---	---	100
Controlled Substance	09/15/2023	Firearm	Remington Guns - 8 Millimeter - Rifle	Property Sold	Administrative Forfeiture	100	---	---	100
Controlled Substance	09/15/2023	Firearm	Weatherby - 12 Gauge - Shotgun	Property Sold	Administrative Forfeiture	100	---	---	100
Controlled Substance	09/15/2023	Firearm	Wolf - 0.5 Caliber - Unknown	Property Sold	Administrative Forfeiture	100	---	---	100
Controlled Substance	03/03/2023	Firearm	Rossi - 0.24 Caliber - Rifle	Property Sold	Administrative Forfeiture	100	---	---	100
Controlled Substance	03/03/2023	Firearm	High Standard - 0.22 Caliber - Revolver	Property Sold	Administrative Forfeiture	100	---	---	100
Controlled Substance	03/03/2023	Firearm	SKB - 12 Gauge - Shotgun	Property Sold	Administrative Forfeiture	100	---	---	100
Controlled Substance	06/12/2023	Firearm	Mossberg - 0.41 Caliber - Shotgun	Property Sold	Administrative Forfeiture	101	---	---	101
Controlled Substance	09/15/2023	Firearm	Stevens - 20 Gauge - Shotgun	Property Sold	Administrative Forfeiture	125	---	---	125
Controlled Substance	09/15/2023	Firearm	Marlin - 0.22 Caliber - Rifle	Property Sold	Administrative Forfeiture	125	---	---	125
Controlled Substance	09/15/2023	Firearm	Russian Mosin Nagant - 8 Millimeter - Rifle	Property Sold	Administrative Forfeiture	125	---	---	125
Controlled Substance	06/12/2023	Firearm	H&R - 20 Gauge - Shotgun	Property Sold	Administrative Forfeiture	128	---	---	128
Controlled Substance	06/12/2023	Firearm	New England Firearms - 0.41 Caliber - Shotgun	Property Sold	Administrative Forfeiture	129	---	---	129
Controlled Substance	06/12/2023	Firearm	New England Firearms - 12 Gauge - Shotgun	Property Sold	Administrative Forfeiture	129	---	---	129
Controlled Substance	03/03/2023	Firearm	High Standard - 0.22 Caliber - Revolver	Property Sold	Administrative Forfeiture	150	---	---	150
Controlled Substance	09/15/2023	Firearm	Hi-Point - 0.45 Caliber - Rifle	Property Sold	Administrative Forfeiture	150	---	---	150
Controlled Substance	09/15/2023	Firearm	Kalashnikov Series - 0.22 Caliber - Rifle	Property Sold	Administrative Forfeiture	175	---	---	175
Controlled Substance	03/03/2023	Firearm	Ruger - 0.22 Caliber - Carbine	Property Sold	Administrative Forfeiture	180	---	---	180
Controlled Substance	03/03/2023	Firearm	SKB - 20 Gauge - Shotgun	Property Sold	Administrative Forfeiture	180	---	---	180
Controlled Substance	03/03/2023	Firearm	Ithaca - 12 Gauge - Shotgun	Property Sold	Administrative Forfeiture	200	---	---	200
Controlled Substance	03/03/2023	Firearm	Mossberg - 0.3 Caliber - Rifle	Property Sold	Administrative Forfeiture	250	---	---	250
Controlled Substance	06/12/2023	Firearm	Remington Guns - 12 Gauge - Shotgun	Property Sold	Administrative Forfeiture	250	---	---	250
Controlled Substance	06/12/2023	Firearm	Remington Guns - 20 Gauge - Shotgun	Property Sold	Administrative Forfeiture	254	---	---	254
Controlled Substance	06/12/2023	Firearm	Dikar (Connecticut Valley Arms) - 13 Millimeter - Rifle	Property Sold	Administrative Forfeiture	258	---	---	258
Controlled Substance	06/12/2023	Firearm	Stevens - 0.3 Caliber - Rifle	Property Sold	Administrative Forfeiture	282	---	---	282
Controlled Substance	03/03/2023	Firearm	Browning - 0.22 Caliber - Pistol	Property Sold	Administrative Forfeiture	300	---	---	300

*When expenses exceed the gross amount received, the net proceeds available for distribution are shown as zero.

Table 2A
Property Seized Subject to State Forfeiture - Final Disposition - 2023
Sorted by Agency and Net Proceeds

Entity and Crime	Disposition Date	Type of Property	Property Detail	Disposition of Property	Basis of Disposition	Gross Sales	Expenses Paid	Amount Returned	Net Proceeds*
Paul Bunyan Drug Task Force (Continued)									
Controlled Substance	03/03/2023	Firearm	Remington Guns - 12 Gauge - Shotgun	Property Sold	Administrative Forfeiture	300	---	---	300
Controlled Substance	09/15/2023	Firearm	FMK - 7 Millimeter - Rifle	Property Sold	Administrative Forfeiture	300	---	---	300
Controlled Substance	06/12/2023	Firearm	Remington Guns - 0.22 Caliber - Rifle	Property Sold	Administrative Forfeiture	306	---	---	306
Controlled Substance	09/15/2023	Firearm	Ruger - 6 Millimeter - Rifle	Property Sold	Administrative Forfeiture	325	---	---	325
Controlled Substance	09/15/2023	Firearm	Smith and Wesson - 9 Millimeter - Pistol	Property Sold	Administrative Forfeiture	350	---	---	350
Controlled Substance	03/03/2023	Firearm	Remington Guns - 20 Gauge - Shotgun	Property Sold	Administrative Forfeiture	350	---	---	350
Controlled Substance	03/03/2023	Firearm	Marlin - 0.3 Caliber - Rifle	Property Sold	Administrative Forfeiture	400	---	---	400
Controlled Substance	09/15/2023	Firearm	SKS - 8 Millimeter - Rifle	Property Sold	Administrative Forfeiture	400	---	---	400
Controlled Substance	06/12/2023	Firearm	Remington Guns - 12 Gauge - Shotgun	Property Sold	Administrative Forfeiture	526	---	---	526
Controlled Substance	04/20/2023	Cash		Cash Forfeiture	Administrative Forfeiture	566	---	---	566
Controlled Substance	06/12/2023	Firearm	Ruger - 0.22 Caliber - Rifle	Property Sold	Administrative Forfeiture	659	---	---	659
Controlled Substance	10/25/2023	Other		Property Sold	Administrative Forfeiture	1,500	623	---	877
Controlled Substance	06/12/2023	Firearm	Winchester - 0.22 Caliber - Rifle	Property Sold	Administrative Forfeiture	926	---	---	926
Controlled Substance	06/12/2023	Firearm	Remington Guns - 0.22 Caliber - Rifle	Property Sold	Administrative Forfeiture	926	---	---	926
Controlled Substance	03/27/2023	Cash		Cash Forfeiture	Administrative Forfeiture	1,540	---	---	1,540
Controlled Substance	03/27/2023	Cash		Cash Forfeiture	Administrative Forfeiture	1,763	---	---	1,763
Controlled Substance	08/07/2023	Cash		Cash Forfeiture	Administrative Forfeiture	2,683	---	---	2,683
Controlled Substance	06/22/2023	Cash		Cash Forfeiture	Administrative Forfeiture	3,250	---	---	3,250
Controlled Substance	08/07/2023	Cash		Cash Forfeiture	Administrative Forfeiture	3,526	---	---	3,526
Controlled Substance	04/20/2023	Cash		Cash Forfeiture	Administrative Forfeiture	3,975	---	---	3,975
Controlled Substance	06/22/2023	Cash		Cash Forfeiture	Administrative Forfeiture	4,010	---	---	4,010
Controlled Substance	06/22/2023	Cash		Cash Forfeiture	Administrative Forfeiture	4,096	---	---	4,096
Controlled Substance	12/04/2023	Cash		Cash Forfeiture	Administrative Forfeiture	12,119	---	---	12,119
Controlled Substance	03/27/2023	Cash		Cash Forfeiture	Administrative Forfeiture	34,710	---	---	34,710
Agency Total						\$131,469	\$1,254	\$46,597	\$83,618
Paynesville Police Department									
DUI-Related	08/28/2023	Vehicle	2015 Dodge Ram	Returned to Lienholder	Administrative Forfeiture	600	600	---	---
DUI-Related	03/31/2023	Vehicle	2006 Chrysler 300	Property Sold	Administrative Forfeiture	2,400	1,531	---	869
DUI-Related	01/26/2023	Vehicle	1999 Ford Expedition	Property Sold	Administrative Forfeiture	2,701	714	---	1,987
DUI-Related	03/29/2023	Vehicle	2015 Ford F350 Pickup	Property Sold	Administrative Forfeiture	19,600	7,891	---	11,709
Agency Total						\$25,301	\$10,736	\$---	\$14,565

*When expenses exceed the gross amount received, the net proceeds available for distribution are shown as zero.

Table 2A
Property Seized Subject to State Forfeiture - Final Disposition - 2023
Sorted by Agency and Net Proceeds

Entity and Crime	Disposition Date	Type of Property	Property Detail	Disposition of Property	Basis of Disposition	Gross Sales	Expenses Paid	Amount Returned	Net Proceeds*
Pequot Lakes Police Department									
Fleeing a Peace Officer	12/21/2023	Vehicle	2000 Jeep Cherokee 4WD	Returned to Owner	Court Ordered Return	---	---	---	---
Agency Total						\$---	\$---	\$---	\$---
Pine County Sheriff's Office									
DUI-Related	05/03/2023	Vehicle	2008 Chevrolet Tahoe	Returned to Lienholder	Administrative Forfeiture	---	625	---	---
Controlled Substance	07/10/2023	Cash		Returned to Owner	Court Ordered Return	615	---	615	---
DUI-Related	01/27/2023	Vehicle	2011 Chevrolet Tahoe	Property Sold	Administrative Forfeiture	5,781	170	---	5,611
DUI-Related	01/27/2023	Vehicle	2013 Ford Explorer	Property Sold	Administrative Forfeiture	6,511	170	---	6,341
Agency Total						\$12,907	\$965	\$615	\$11,952

*When expenses exceed the gross amount received, the net proceeds available for distribution are shown as zero.

Table 2A
Property Seized Subject to State Forfeiture - Final Disposition - 2023
Sorted by Agency and Net Proceeds

Entity and Crime	Disposition Date	Type of Property	Property Detail	Disposition of Property	Basis of Disposition	Gross Sales	Expenses Paid	Amount Returned	Net Proceeds*
Pine to Prairie Drug Task Force									
Controlled Substance	07/20/2023	Firearm	High Standard - 0.22 Caliber - Revolver	Property Sold	Administrative Forfeiture	25	---	---	25
Controlled Substance	12/28/2023	Vehicle	1996 Chevrolet Monte Carlo	Property Sold	Administrative Forfeiture	370	304	---	66
Controlled Substance	12/28/2023	Vehicle	2003 Chevrolet Impala	Property Sold	Administrative Forfeiture	525	378	---	147
Controlled Substance	07/20/2023	Firearm	Taurus - 0.4 Caliber - Pistol	Property Sold	Administrative Forfeiture	150	---	---	150
Controlled Substance	07/20/2023	Firearm	HWM - 0.36 Caliber - Revolver	Property Sold	Administrative Forfeiture	200	---	---	200
Controlled Substance	07/20/2023	Firearm	Glock - 0.4 Caliber - Pistol	Property Sold	Administrative Forfeiture	200	---	---	200
Controlled Substance	12/28/2023	Vehicle	1995 Honda Accord	Property Sold	Administrative Forfeiture	625	424	---	201
Controlled Substance	12/28/2023	Vehicle	2005 Ford Explorer	Property Sold	Administrative Forfeiture	750	389	---	361
Controlled Substance	12/28/2023	Vehicle	2000 Ford Explorer	Property Sold	Administrative Forfeiture	856	492	---	364
Controlled Substance	07/20/2023	Firearm	Dan Wesson - 0.44 Caliber - Revolver	Property Sold	Administrative Forfeiture	400	---	---	400
Controlled Substance	07/19/2023	Cash		Cash Forfeiture	Administrative Forfeiture	402	---	---	402
Controlled Substance	12/28/2023	Vehicle	2005 Chevrolet TrailBlazer	Property Sold	Administrative Forfeiture	928	521	---	407
Controlled Substance	01/17/2023	Cash		Cash Forfeiture	Administrative Forfeiture	902	158	---	744
Controlled Substance	01/03/2023	Cash		Cash Forfeiture	Administrative Forfeiture	778	---	---	778
Controlled Substance	12/28/2023	Vehicle	1999 Pontiac Grand Prix	Property Sold	Administrative Forfeiture	1,475	683	---	792
Controlled Substance	04/03/2023	Cash		Cash Forfeiture	Administrative Forfeiture	965	169	---	796
Controlled Substance	12/28/2023	Vehicle	2005 Dodge Ram	Property Sold	Administrative Forfeiture	1,725	784	---	941
Controlled Substance	12/28/2023	Vehicle	2002 Chevrolet Camaro	Property Sold	Administrative Forfeiture	5,050	2,190	---	2,860
Controlled Substance	12/28/2023	Vehicle	2016 Chevrolet Equinox	Property Sold	Administrative Forfeiture	5,675	2,384	---	3,291
Controlled Substance	12/28/2023	Vehicle	2012 Audi A6	Property Sold	Administrative Forfeiture	8,101	4,569	---	3,532
Controlled Substance	12/28/2023	Vehicle	2015 Kia Sedona	Property Sold	Administrative Forfeiture	6,306	2,640	---	3,666
Controlled Substance	12/28/2023	Vehicle	2009 Chevrolet Silverado	Property Sold	Administrative Forfeiture	6,550	2,738	---	3,812
Controlled Substance	12/28/2023	Vehicle	2011 Ford F150	Property Sold	Administrative Forfeiture	20,750	8,549	---	12,201
Agency Total						\$63,708	\$27,372	\$---	\$36,336
Plymouth Police Department									
Fleeing a Peace Officer	12/12/2023	Vehicle	2007 Infiniti M35	Returned to Owner	Agreement	100	100	---	---
2nd Degree Murder	01/18/2023	Vehicle	2017 BMW 740i	Returned to Owner	Agreement	300	300	---	---
2nd Degree Murder	12/01/2023	Vehicle	2010 Dodge Avenger	Returned to Lienholder	Agreement	1,160	1,160	---	---
DUI-Related	01/27/2023	Vehicle	2002 Ford Taurus	Property Sold	Administrative Forfeiture	3,455	627	---	2,828
DUI-Related	01/27/2023	Vehicle	2006 GMC Sierra Denali	Property Sold	Administrative Forfeiture	8,955	3,049	---	5,906
Agency Total						\$13,970	\$5,236	\$---	\$8,734

*When expenses exceed the gross amount received, the net proceeds available for distribution are shown as zero.

Table 2A
Property Seized Subject to State Forfeiture - Final Disposition - 2023
Sorted by Agency and Net Proceeds

Entity and Crime	Disposition Date	Type of Property	Property Detail	Disposition of Property	Basis of Disposition	Gross Sales	Expenses Paid	Amount Returned	Net Proceeds*
Polk County Sheriff's Office									
DUI-Related	08/23/2023	Vehicle	1998 Oldsmobile Intrigue	Salvage Yard	Administrative Forfeiture	350	352	---	---
DUI-Related	08/22/2023	Vehicle	2004 Pontiac Grand Prix	Salvage Yard	Administrative Forfeiture	350	337	---	13
DUI-Related	07/13/2023	Other		Property Sold	Judicial Forfeiture	35	---	---	35
Firearm Possession	07/13/2023	Firearm	AR15 Components - 0.22 Caliber - Unknown	Property Sold	Judicial Forfeiture	53	---	---	53
DUI-Related	07/14/2023	Firearm	Smith and Wesson - 0.22 Caliber - Pistol	Property Sold	Judicial Forfeiture	58	---	---	58
Firearm Possession	07/13/2023	Firearm	Mossberg - 12 Gauge - Shotgun	Property Sold	Judicial Forfeiture	68	---	---	68
Firearm Possession	07/13/2023	Firearm	Stevens - 0.22 Caliber - Rifle	Property Sold	Judicial Forfeiture	78	---	---	78
Firearm Possession	07/13/2023	Firearm	Remington Guns - 12 Gauge - Shotgun	Property Sold	Judicial Forfeiture	80	---	---	80
Firearm Possession	07/13/2023	Firearm	Ruger - 0.22 Caliber - Carbine	Property Sold	Judicial Forfeiture	91	---	---	91
Firearm Possession	07/13/2023	Firearm	Smith and Wesson - 0.22 Caliber - Rifle	Property Sold	Judicial Forfeiture	121	---	---	121
Firearm Possession	04/13/2023	Other		Property Sold	Judicial Forfeiture	157	---	---	157
Firearm Possession	07/13/2023	Firearm	Springfield - 9 Millimeter - Pistol	Property Sold	Judicial Forfeiture	162	---	---	162
Firearm Possession	07/13/2023	Other		Property Sold	Administrative Forfeiture	163	---	---	163
Firearm Possession	07/13/2023	Firearm	Other - 0.22 Caliber - Rifle	Property Sold	Agreement	298	---	---	298
DUI-Related	08/23/2023	Vehicle	2001 Ford Taurus	Salvage Yard	Administrative Forfeiture	350	43	---	307
Firearm Possession	07/13/2023	Firearm	Anderson - 0.22 Caliber - Rifle	Property Sold	Judicial Forfeiture	322	---	---	322
Firearm Possession	07/14/2023	Firearm	Remington Guns - 0.3 Caliber - Rifle	Property Sold	Judicial Forfeiture	410	---	---	410
DUI-Related	10/10/2023	Vehicle	2007 Mazda 6	Property Sold	Administrative Forfeiture	861	352	---	509
DUI-Related	10/10/2023	Vehicle	1997 Ford F150	Property Sold	Administrative Forfeiture	1,240	216	---	1,024
Agency Total						\$5,247	\$1,300	\$---	\$3,949
Prairie Island Indian Community Police									
DUI-Related	06/14/2023	Vehicle	2000 Honda Accord	Salvage Yard	Administrative Forfeiture	250	317	---	---
DUI-Related	04/17/2023	Vehicle	1998 Chevrolet Venture 2WD	Salvage Yard	Administrative Forfeiture	250	317	---	---
Controlled Substance	05/30/2023	Vehicle	1997 Toyota Camry	Salvage Yard	Administrative Forfeiture	250	497	---	---
Controlled Substance	06/06/2023	Vehicle	2001 Jeep Grand Cherokee 4WD	Salvage Yard	Administrative Forfeiture	325	447	---	---
Controlled Substance	05/31/2023	Vehicle	2002 Ford Explorer	Salvage Yard	Administrative Forfeiture	350	507	---	---
Agency Total						\$1,425	\$2,085	\$---	\$---

*When expenses exceed the gross amount received, the net proceeds available for distribution are shown as zero.

Table 2A
Property Seized Subject to State Forfeiture - Final Disposition - 2023
Sorted by Agency and Net Proceeds

Entity and Crime	Disposition Date	Type of Property	Property Detail	Disposition of Property	Basis of Disposition	Gross Sales	Expenses Paid	Amount Returned	Net Proceeds*
Princeton Police Department									
Fleeing a Peace Officer	07/17/2023	ATV	2001 Yamaha Grizzly 600 YFM600F 4x4	Returned to Owner	Court Ordered Return	150	150	---	---
DUI-Related	08/16/2023	Vehicle	1999 Pontiac Grand Prix	Returned to Owner	Agreement	250	300	---	---
DUI-Related	06/26/2023	Vehicle	1998 Dodge Stratus	Property Sold	Administrative Forfeiture	400	425	---	---
DUI-Related	06/26/2023	Vehicle	2015 Chevrolet Malibu	Returned to Lienholder	Judicial Forfeiture	695	695	---	---
DUI-Related	06/26/2023	Vehicle	2008 Mitsubishi Eclipse	Property Sold	Administrative Forfeiture	3,825	400	---	3,425
Agency Total						\$5,320	\$1,970	\$---	\$3,425
Prior Lake Police Department									
2nd Degree Assault	08/10/2023	Vehicle	2007 Chevrolet Tahoe	Returned to Owner	Administrative Forfeiture	---	---	---	---
DUI-Related	05/01/2023	Vehicle	2007 Mazda CX-7 2WD	Returned to Owner	Administrative Forfeiture	---	---	---	---
Fleeing a Peace Officer	05/01/2023	Vehicle	2003 Ford F250	Returned to Owner	Administrative Forfeiture	---	---	---	---
Controlled Substance	10/03/2023	Cash		Cash Forfeiture	Administrative Forfeiture	91	---	---	91
Controlled Substance	10/10/2023	Cash		Cash Forfeiture	Administrative Forfeiture	102	---	---	102
Controlled Substance	10/10/2023	Cash		Cash Forfeiture	Administrative Forfeiture	365	---	---	365
Controlled Substance	10/10/2023	Cash		Cash Forfeiture	Administrative Forfeiture	370	---	---	370
Controlled Substance	12/12/2023	Vehicle	2014 Cadillac SRX	Returned to Owner	Agreement	500	---	---	500
Controlled Substance	08/23/2023	Cash		Cash Forfeiture	Administrative Forfeiture	3,764	---	---	3,764
Controlled Substance	10/10/2023	Cash		Cash Forfeiture	Administrative Forfeiture	6,725	---	---	6,725
Agency Total						\$11,917	\$---	\$---	\$11,917

*When expenses exceed the gross amount received, the net proceeds available for distribution are shown as zero.

Table 2A
Property Seized Subject to State Forfeiture - Final Disposition - 2023
Sorted by Agency and Net Proceeds

Entity and Crime	Disposition Date	Type of Property	Property Detail	Disposition of Property	Basis of Disposition	Gross Sales	Expenses Paid	Amount Returned	Net Proceeds*
Ramsey County Sheriff's Office									
DUI-Related	02/27/2023	Vehicle	2003 Chevrolet Silverado	Property Abandoned	Agreement	---	---	---	---
Fleeing a Peace Officer	04/24/2023	Vehicle	2006 Ford F250	Property Abandoned	Administrative Forfeiture	---	---	---	---
DUI-Related	07/10/2023	Vehicle	2003 Honda CR-V 2WD	Salvage Yard	Administrative Forfeiture	---	---	---	---
DUI-Related	03/03/2023	Vehicle	2004 Chevrolet TrailBlazer	Property Abandoned	Agreement	---	---	---	---
DUI-Related	02/27/2023	Vehicle	2008 Cadillac CTS	Returned to Owner	Agreement	---	---	---	---
Fleeing a Peace Officer	04/10/2023	Vehicle	2006 Audi A4	Returned to Owner	Agreement	---	---	---	---
DUI-Related	02/27/2023	Vehicle	2008 General Motors Canyon Pickup	Property Abandoned	Agreement	---	---	---	---
DUI-Related	03/03/2023	Vehicle	1998 Ford Explorer	Property Abandoned	Agreement	---	---	---	---
Fleeing a Peace Officer	03/01/2023	Vehicle	2009 Chevrolet Tahoe	Returned to Owner	Court Ordered Return	325	325	---	---
DUI-Related	02/27/2023	Vehicle	2008 Jeep Liberty 2WD	Property Sold	Administrative Forfeiture	704	704	---	---
DUI-Related	08/11/2023	Vehicle	2001 Mazda Protege	Property Sold	Administrative Forfeiture	920	920	---	---
DUI-Related	12/22/2023	Vehicle	2014 Dodge Ram	Returned per Agreement	Agreement	1,100	1,100	---	---
DUI-Related	06/26/2023	Vehicle	2014 Toyota Camry	Returned to Owner	Agreement	1,244	1,244	---	---
2nd Degree Assault	06/27/2023	Vehicle	2018 Jeep Compass 2WD	Returned to Owner	Agreement	1,324	1,324	---	---
DUI-Related	04/18/2023	Vehicle	2008 Honda Pilot 2WD	Returned to Owner	Court Ordered Return	1,344	1,344	---	---
DUI-Related	04/21/2023	Vehicle	2008 Volkswagen Jetta	Returned to Owner	Court Ordered Return	1,345	1,345	---	---
DUI-Related	08/11/2023	Vehicle	2008 Chevrolet Equinox	Property Sold	Administrative Forfeiture	2,300	2,300	---	---
Fleeing a Peace Officer	08/11/2023	Vehicle	2012 Ford Escape	Property Sold	Administrative Forfeiture	2,323	2,323	---	---
DUI-Related	02/27/2023	Vehicle	2008 Honda Civic	Property Sold	Administrative Forfeiture	2,925	2,925	---	---
Controlled Substance	08/11/2023	Vehicle	2015 Dodge Charger	Property Sold	Administrative Forfeiture	2,944	2,944	---	---
Controlled Substance	04/28/2023	Cash		Cash Forfeiture	Administrative Forfeiture	869	---	261	608
Agency Total						\$19,667	\$18,798	\$261	\$608

*When expenses exceed the gross amount received, the net proceeds available for distribution are shown as zero.

Table 2A
Property Seized Subject to State Forfeiture - Final Disposition - 2023
Sorted by Agency and Net Proceeds

Entity and Crime	Disposition Date	Type of Property	Property Detail	Disposition of Property	Basis of Disposition	Gross Sales	Expenses Paid	Amount Returned	Net Proceeds*
Ramsey County Violent Crime Enforcement Team									
Controlled Substance	04/03/2023	Vehicle	2004 Nissan Armada	Property Sold	Administrative Forfeiture	600	600	---	---
Controlled Substance	01/11/2023	Cash		Returned to Owner	Administrative Forfeiture	16,686	---	16,686	---
Controlled Substance	03/21/2023	Vehicle	2003 Lincoln Navigator 2WD	Property Sold	Administrative Forfeiture	700	600	---	100
Controlled Substance	04/03/2023	Vehicle	2009 BMW Unknown	Property Sold	Administrative Forfeiture	1,700	600	---	1,100
Controlled Substance	03/21/2023	Vehicle	2004 Chevrolet Tahoe	Property Sold	Administrative Forfeiture	2,000	600	---	1,400
Controlled Substance	03/21/2023	Vehicle	2006 BMW Unknown	Property Sold	Administrative Forfeiture	2,300	600	---	1,700
Controlled Substance	03/22/2023	Cash		Cash Forfeiture	Judicial Forfeiture	2,301	---	---	2,301
Controlled Substance	04/03/2023	Vehicle	2007 GMC Unknown	Property Sold	Administrative Forfeiture	3,700	600	---	3,100
Controlled Substance	10/18/2023	Vehicle	2010 Cadillac SRX	Property Sold	Administrative Forfeiture	4,550	600	---	3,950
Controlled Substance	02/16/2023	Cash		Cash Forfeiture	Administrative Forfeiture	9,276	---	---	9,276
Agency Total						\$43,813	\$4,200	\$16,686	\$22,927
Ramsey Police Department									
Controlled Substance	11/17/2023	Vehicle	2007 Acura TL	Returned to Owner	Agreement	---	565	---	---
Fleeing a Peace Officer	11/13/2023	Vehicle	2004 Buick Regal	Property Sold	Judicial Forfeiture	1	565	---	---
Fleeing a Peace Officer	11/13/2023	Vehicle	1998 Pontiac Grand Prix	Property Sold	Judicial Forfeiture	255	565	---	---
Controlled Substance	11/16/2023	Vehicle	2004 Buick LeSabre	Property Sold	Administrative Forfeiture	345	565	---	---
DUI-Related	12/05/2023	Vehicle	2009 Chevrolet Impala	Property Sold	Administrative Forfeiture	495	565	---	---
DUI-Related	11/09/2023	Vehicle	2001 Dodge Ram	Property Sold	Administrative Forfeiture	499	499	---	---
DUI-Related	10/20/2023	Vehicle	2021 Ram 1500 4WD	Returned per Agreement	Agreement	565	565	---	---
DUI-Related	04/10/2023	Vehicle	2018 Chevrolet Tahoe	Returned to Owner	Agreement	765	765	---	---
Fleeing a Peace Officer	11/06/2023	Vehicle	2008 Dodge Caliber	Property Sold	Judicial Forfeiture	590	565	---	25
DUI-Related	11/27/2023	Vehicle	2010 Chevrolet Traverse AWD	Property Sold	Administrative Forfeiture	1,200	565	---	635
Controlled Substance	11/17/2023	Cash		Cash Forfeiture	Administrative Forfeiture	6,009	---	---	6,009
Agency Total						\$10,724	\$5,784	\$---	\$6,669
Red Wing Police Department									
DUI-Related	03/09/2023	Vehicle	2001 Toyota Camry	Salvage Yard	Administrative Forfeiture	130	102	---	28
Controlled Substance	03/09/2023	Vehicle	1998 Mercedes-Benz E320 Sedan	Salvage Yard	Administrative Forfeiture	130	95	---	35
Fleeing a Peace Officer	03/15/2023	Vehicle	2010 Chevrolet Suburban	Salvage Yard	Administrative Forfeiture	300	102	---	198
Controlled Substance	04/26/2023	Vehicle	2014 Ford Taurus	Salvage Yard	Administrative Forfeiture	1,000	102	---	898
Agency Total						\$1,560	\$401	\$---	\$1,159

*When expenses exceed the gross amount received, the net proceeds available for distribution are shown as zero.

Table 2A
Property Seized Subject to State Forfeiture - Final Disposition - 2023
Sorted by Agency and Net Proceeds

Entity and Crime	Disposition Date	Type of Property	Property Detail	Disposition of Property	Basis of Disposition	Gross Sales	Expenses Paid	Amount Returned	Net Proceeds*
Redwood County Sheriff's Office									
Fleeing a Peace Officer	08/17/2023	Vehicle	2014 Ford Explorer	Returned to Owner	Court Ordered Return	---	---	---	---
DUI-Related	09/05/2023	Vehicle	2004 Chevrolet Silverado	Returned per Agreement	Court Ordered Return	---	---	---	---
Fleeing a Peace Officer	01/08/2023	Vehicle	2008 Chevrolet Silverado	Returned to Owner	Court Ordered Return	---	---	---	---
Agency Total						\$---	\$---	\$---	\$---
Redwood Falls Police Department									
Controlled Substance	05/24/2023	Vehicle	2008 Chevrolet Impala	Salvage Yard	Administrative Forfeiture	---	27	---	---
Controlled Substance	01/10/2023	Vehicle	1980 Buick Electra/Park Avenue	Returned to Owner	Court Ordered Return	---	540	---	---
DUI-Related	05/24/2023	Vehicle	2004 Pontiac Grand Prix	Salvage Yard	Administrative Forfeiture	---	27	---	---
DUI-Related	06/05/2023	Vehicle	1998 Dodge Ram	Salvage Yard	Administrative Forfeiture	---	25	---	---
Agency Total						\$---	\$619	\$---	\$---
Renville County Sheriff's Office									
Controlled Substance	09/13/2023	Vehicle	2005 Jeep Liberty 4WD	Property Sold	Administrative Forfeiture	510	647	---	---
DUI-Related	11/29/2023	Vehicle	1992 Buick LeSabre	Property Sold	Administrative Forfeiture	720	6,527	---	---
DUI-Related	09/13/2023	Vehicle	1999 Chevrolet Silverado	Property Sold	Administrative Forfeiture	720	2,797	---	---
Agency Total						\$1,950	\$9,971	\$---	\$---
Rice County Sheriff's Office									
DUI-Related	02/09/2023	Vehicle	2017 Ford Fusion	Returned per Agreement	Administrative Forfeiture	---	---	---	---
DUI-Related	09/13/2023	Vehicle	2016 Mazda 6	Returned per Agreement	Administrative Forfeiture	---	---	---	---
Theft	05/04/2023	Computer		Returned to Owner	Agreement	550	---	550	---
Theft	05/04/2023	Cash		Returned to Owner	Agreement	2,202	---	2,202	---
DUI-Related	03/21/2023	Vehicle	2007 Hummer H3 4WD	Property Sold	Administrative Forfeiture	1,000	215	---	785
DUI-Related	01/03/2023	Vehicle	2009 Chevrolet Traverse AWD	Property Sold	Administrative Forfeiture	1,028	133	---	895
Agency Total						\$4,780	\$348	\$2,752	\$1,680

*When expenses exceed the gross amount received, the net proceeds available for distribution are shown as zero.

Table 2A
Property Seized Subject to State Forfeiture - Final Disposition - 2023
Sorted by Agency and Net Proceeds

Entity and Crime	Disposition Date	Type of Property	Property Detail	Disposition of Property	Basis of Disposition	Gross Sales	Expenses Paid	Amount Returned	Net Proceeds*
Richfield Police Department									
Controlled Substance	09/22/2023	Firearm	Smith and Wesson - 0.4 Caliber - Pistol	Property Destroyed	Administrative Forfeiture	---	---	---	---
Controlled Substance	04/05/2023	Firearm	Taurus - 9 Millimeter - Pistol	Property Destroyed	Administrative Forfeiture	---	---	---	---
Controlled Substance	03/24/2023	Firearm	Ghost gun - 9 Millimeter - Pistol	Property Destroyed	Administrative Forfeiture	---	---	---	---
Controlled Substance	03/24/2023	Firearm	Ghost gun - 9 Millimeter - Pistol	Property Destroyed	Administrative Forfeiture	---	---	---	---
Controlled Substance	03/24/2023	Cash		Cash Forfeiture	Administrative Forfeiture	2,101	---	---	2,101
Controlled Substance	02/17/2023	Cash		Cash Forfeiture	Administrative Forfeiture	2,560	---	---	2,560
Controlled Substance	09/22/2023	Cash		Cash Forfeiture	Administrative Forfeiture	3,475	---	---	3,475
Agency Total						\$8,136	\$---	\$---	\$8,136
Robbinsdale Police Department									
DUI-Related	02/21/2023	Vehicle	2008 Chevrolet HHR FWD	Property Destroyed	Administrative Forfeiture	---	---	---	---
DUI-Related	02/21/2023	Vehicle	1995 Oldsmobile Ciera SL	Property Destroyed	Administrative Forfeiture	---	---	---	---
DUI-Related	02/22/2023	Vehicle	2012 Kia Sorento 2WD	Returned to Owner	Agreement	500	500	---	---
DUI-Related	02/27/2023	Vehicle	2009 Ford Escape	Returned per Agreement	Administrative Forfeiture	500	500	---	---
DUI-Related	02/23/2023	Vehicle	2014 Toyota RAV4	Returned to Lienholder	Administrative Forfeiture	1,300	1,300	---	---
DUI-Related	01/03/2023	Vehicle	2015 Mazda CX-9 4WD	Returned to Lienholder	Administrative Forfeiture	1,300	300	---	1,000
DUI-Related	01/19/2023	Vehicle	2013 Ram 1500 4WD	Returned to Lienholder	Agreement	1,300	300	---	1,000
Agency Total						\$4,900	\$2,900	\$---	\$2,000
Rochester Police Department									
Controlled Substance	01/01/2023	Firearm	Smith and Wesson - 9 Millimeter - Pistol	Property Destroyed	Administrative Forfeiture	---	---	---	---
Controlled Substance	10/06/2023	Cash		Cash Forfeiture	Administrative Forfeiture	338	---	---	338
DUI-Related	08/18/2023	Vehicle	2016 GMC Yukon	Returned to Owner	Agreement	675	116	---	559
DUI-Related	11/17/2023	Vehicle	2011 Jeep Grand Cherokee	Returned to Owner	Agreement	725	160	---	565
Controlled Substance	10/06/2023	Cash		Cash Forfeiture	Administrative Forfeiture	778	---	---	778
Controlled Substance	10/06/2023	Cash		Cash Forfeiture	Administrative Forfeiture	795	---	---	795
Controlled Substance	11/06/2023	Cash		Cash Forfeiture	Administrative Forfeiture	2,600	---	---	2,600
Controlled Substance	08/16/2023	Cash		Cash Forfeiture	Administrative Forfeiture	3,293	---	---	3,293
Controlled Substance	08/16/2023	Cash		Cash Forfeiture	Administrative Forfeiture	5,959	---	---	5,959
Controlled Substance	08/16/2023	Cash		Cash Forfeiture	Administrative Forfeiture	8,609	---	---	8,609
Agency Total						\$23,772	\$276	\$---	\$23,496
Rock County Sheriff's Office									
Controlled Substance	06/27/2023	Cash		Property Abandoned	Summary Forfeiture	---	---	354	---
Agency Total						\$---	\$---	\$354	\$---

*When expenses exceed the gross amount received, the net proceeds available for distribution are shown as zero.

Table 2A
Property Seized Subject to State Forfeiture - Final Disposition - 2023
Sorted by Agency and Net Proceeds

Entity and Crime	Disposition Date	Type of Property	Property Detail	Disposition of Property	Basis of Disposition	Gross Sales	Expenses Paid	Amount Returned	Net Proceeds*
Rogers Police Department									
Controlled Substance	04/15/2023	Jewelry		Returned to Owner	Administrative Forfeiture	---	---	---	---
DUI-Related	02/03/2023	Vehicle	2007 Chrysler 300 M	Returned to Owner	Agreement	762	262	---	500
Agency Total						\$762	\$262	\$---	\$500
Rosemount Police Department									
DUI-Related	12/20/2023	Vehicle	2022 Dodge Durango	Returned to Lienholder	Administrative Forfeiture	---	---	---	---
Agency Total						\$---	\$---	\$---	\$---
Saint Anthony Police Department									
DUI-Related	02/13/2023	Vehicle	2008 Mitsubishi Lancer	Returned to Owner	Court Ordered Return	---	---	---	---
Fleeing a Peace Officer	08/15/2023	Vehicle	2006 Honda Civic 2Dr	Returned to Owner	Agreement	405	405	---	---
DUI-Related	11/27/2023	Vehicle	2011 Audi A5 quattro	Returned to Owner	Agreement	445	445	---	---
DUI-Related	08/21/2023	Vehicle	2009 Chevrolet Silverado	Returned to Lienholder	Administrative Forfeiture	1,134	1,134	---	---
DUI-Related	06/23/2023	Vehicle	2015 Chevrolet Silverado	Property Sold	Administrative Forfeiture	9,276	225	---	9,051
Agency Total						\$11,260	\$2,209	\$---	\$9,051
Saint Cloud Police Department									
DUI-Related	10/30/2023	Vehicle	2012 Chevrolet Cruze	Property Retained	Administrative Forfeiture	---	---	---	---
DUI-Related	10/30/2023	Vehicle	2007 Jeep Compass 4WD	Property Retained	Administrative Forfeiture	---	---	---	---
DUI-Related	04/05/2023	Vehicle	2006 Chevrolet TrailBlazer	Returned to Lienholder	Agreement	---	53	---	---
DUI-Related	10/30/2023	Vehicle	2008 Chevrolet Silverado	Property Retained	Administrative Forfeiture	---	---	---	---
Fleeing a Peace Officer	10/30/2023	Vehicle	2012 Mitsubishi Galant	Property Retained	Administrative Forfeiture	---	---	---	---
DUI-Related	10/25/2023	Vehicle	2008 Chevrolet Silverado	Property Retained	Administrative Forfeiture	---	---	---	---
Controlled Substance	07/25/2023	Vehicle	2016 Chevrolet Malibu	Returned to Lienholder	Agreement	---	---	---	---
Controlled Substance	08/18/2023	Firearm	Ruger - 9 Millimeter - Pistol	Property Destroyed	Administrative Forfeiture	---	---	---	---
Prostitution	11/01/2023	Cash		Returned to Owner	Agreement	60	---	60	---
Prostitution	04/13/2023	Cash		Returned to Owner	Agreement	60	---	60	---
Prostitution	04/28/2023	Cash		Returned to Owner	Agreement	60	---	60	---
Prostitution	08/25/2023	Cash		Returned to Owner	Agreement	60	---	60	---
Prostitution	05/24/2023	Cash		Returned to Owner	Agreement	80	---	80	---
Prostitution	03/14/2023	Cash		Returned to Owner	Agreement	100	---	100	---
Prostitution	01/20/2023	Cash		Returned to Owner	Agreement	120	---	120	---
Prostitution	01/04/2023	Cash		Returned to Owner	Agreement	120	---	120	---
Prostitution	06/23/2023	Cash		Returned to Owner	Agreement	140	---	140	---
Prostitution	04/28/2023	Cash		Returned to Owner	Agreement	140	---	140	---

*When expenses exceed the gross amount received, the net proceeds available for distribution are shown as zero.

Table 2A
Property Seized Subject to State Forfeiture - Final Disposition - 2023
Sorted by Agency and Net Proceeds

Entity and Crime	Disposition Date	Type of Property	Property Detail	Disposition of Property	Basis of Disposition	Gross Sales	Expenses Paid	Amount Returned	Net Proceeds*
Saint Cloud Police Department (Continued)									
Prostitution	06/23/2023	Cash		Returned to Owner	Agreement	140	---	140	---
Prostitution	03/01/2023	Cash		Returned to Owner	Agreement	140	---	140	---
Prostitution	04/13/2023	Cash		Returned to Owner	Agreement	140	---	140	---
DUI-Related	03/10/2023	Vehicle	2017 Hyundai Santa Fe Sport 4WD	Returned to Lienholder	Agreement	149	149	---	---
Prostitution	04/28/2023	Cash		Returned to Owner	Agreement	150	---	150	---
Controlled Substance	08/31/2023	Cash		Returned to Owner	Agreement	154	---	154	---
Fleeing a Peace Officer	12/19/2023	Vehicle	2002 Chevrolet TrailBlazer	Returned to Lienholder	Agreement	157	157	---	---
Prostitution	03/01/2023	Cash		Returned to Owner	Agreement	160	---	160	---
Prostitution	08/25/2023	Cash		Returned to Owner	Agreement	160	---	160	---
Prostitution	03/14/2023	Cash		Returned to Owner	Agreement	180	---	180	---
Prostitution	01/27/2023	Cash		Returned to Owner	Agreement	180	---	180	---
Prostitution	11/01/2023	Cash		Returned to Owner	Agreement	200	---	200	---
Controlled Substance	12/19/2023	Cash		Returned to Owner	Agreement	200	---	200	---
DUI-Related	07/11/2023	Vehicle	2010 GMC Acadia AWD	Returned to Owner	Agreement	202	202	---	---
Controlled Substance	08/21/2023	Cash		Returned to Owner	Agreement	429	---	429	---
DUI-Related	06/22/2023	Motorcycle	2012 Harley-Davidson FLHXL	Returned per Agreement	Agreement	452	452	---	---
DUI-Related	10/27/2023	Vehicle	2016 Chrysler Town and Country	Returned to Lienholder	Administrative Forfeiture	528	528	---	---
Controlled Substance	03/01/2023	Vehicle	2015 Dodge Journey	Returned to Lienholder	Court Ordered Return	567	567	---	---
Fleeing a Peace Officer	10/27/2023	Vehicle	2016 Dodge Charger	Returned to Lienholder	Administrative Forfeiture	594	594	---	---
DUI-Related	06/22/2023	Vehicle	2012 Jeep Patriot 4WD	Returned to Lienholder	Agreement	657	657	---	---
DUI-Related	03/30/2023	Vehicle	2014 Jeep Patriot 4WD	Returned to Lienholder	Agreement	699	699	---	---
Controlled Substance	10/12/2023	Vehicle	2015 Nissan Rogue	Returned to Lienholder	Administrative Forfeiture	710	710	---	---
Controlled Substance	07/21/2023	Cash		Returned to Owner	Agreement	810	---	810	---
Controlled Substance	07/21/2023	Cash		Returned to Owner	Agreement	1,303	---	1,303	---
Prostitution	06/22/2023	Cash		Cash Forfeiture	Agreement	40	---	---	40
Prostitution	02/01/2023	Cash		Cash Forfeiture	Agreement	60	---	---	60
Prostitution	03/01/2023	Cash		Cash Forfeiture	Agreement	60	---	---	60
Prostitution	02/01/2023	Cash		Cash Forfeiture	Agreement	60	---	---	60
Prostitution	03/22/2023	Cash		Cash Forfeiture	Agreement	60	---	---	60
Prostitution	03/30/2023	Cash		Cash Forfeiture	Agreement	60	---	---	60
Prostitution	03/22/2023	Cash		Cash Forfeiture	Agreement	80	---	---	80
Prostitution	08/29/2023	Cash		Cash Forfeiture	Agreement	81	---	---	81
Prostitution	03/30/2023	Cash		Cash Forfeiture	Agreement	100	---	---	100
DUI-Related	08/02/2023	Vehicle	1991 Ford F150	Property Sold	Administrative Forfeiture	340	229	---	111

*When expenses exceed the gross amount received, the net proceeds available for distribution are shown as zero.

Table 2A
Property Seized Subject to State Forfeiture - Final Disposition - 2023
Sorted by Agency and Net Proceeds

Entity and Crime	Disposition Date	Type of Property	Property Detail	Disposition of Property	Basis of Disposition	Gross Sales	Expenses Paid	Amount Returned	Net Proceeds*
Saint Cloud Police Department (Continued)									
Prostitution	03/22/2023	Cash		Cash Forfeiture	Agreement	120	---	---	120
Prostitution	10/30/2023	Cash		Cash Forfeiture	Agreement	120	---	---	120
Prostitution	03/01/2023	Cash		Cash Forfeiture	Agreement	125	---	---	125
Prostitution	04/10/2023	Cash		Cash Forfeiture	Agreement	140	---	---	140
Prostitution	10/04/2023	Cash		Cash Forfeiture	Agreement	140	---	---	140
Prostitution	03/01/2023	Cash		Cash Forfeiture	Agreement	140	---	---	140
Prostitution	08/16/2023	Cash		Cash Forfeiture	Agreement	140	---	---	140
Prostitution	05/24/2023	Cash		Cash Forfeiture	Administrative Forfeiture	140	---	---	140
Prostitution	03/22/2023	Cash		Cash Forfeiture	Agreement	140	---	---	140
Prostitution	07/18/2023	Cash		Cash Forfeiture	Agreement	145	---	---	145
DUI-Related	03/27/2023	Vehicle	1962 Dodge 330 Sedan	Salvage Yard	Agreement	250	103	---	147
Prostitution	02/02/2023	Cash		Cash Forfeiture	Agreement	150	---	---	150
Prostitution	04/28/2023	Cash		Cash Forfeiture	Agreement	160	---	---	160
Prostitution	02/02/2023	Cash		Cash Forfeiture	Agreement	160	---	---	160
Prostitution	03/01/2023	Cash		Cash Forfeiture	Agreement	160	---	---	160
Prostitution	12/01/2023	Cash		Cash Forfeiture	Agreement	160	---	---	160
Prostitution	03/30/2023	Cash		Cash Forfeiture	Agreement	160	---	---	160
DUI-Related	12/11/2023	Vehicle	2003 Buick LeSabre	Property Sold	Administrative Forfeiture	300	124	---	176
Prostitution	08/24/2023	Cash		Cash Forfeiture	Agreement	180	---	---	180
Prostitution	10/10/2023	Cash		Cash Forfeiture	Agreement	180	---	---	180
Fleeing a Peace Officer	03/28/2023	Motorcycle	2006 Suzuki GSXR600	Property Sold	Court Ordered Return	250	64	---	186
Controlled Substance	07/18/2023	Cash		Cash Forfeiture	Administrative Forfeiture	192	---	---	192
Prostitution	09/06/2023	Cash		Cash Forfeiture	Agreement	200	---	---	200
Prostitution	03/01/2023	Cash		Cash Forfeiture	Agreement	200	---	---	200
Prostitution	03/01/2023	Cash		Cash Forfeiture	Agreement	200	---	---	200
Prostitution	03/01/2023	Cash		Cash Forfeiture	Agreement	200	---	---	200
Controlled Substance	12/14/2023	Cash		Cash Forfeiture	Administrative Forfeiture	200	---	---	200
Prostitution	07/18/2023	Cash		Cash Forfeiture	Agreement	200	---	---	200
Prostitution	06/22/2023	Cash		Cash Forfeiture	Agreement	220	---	---	220
Prostitution	10/19/2023	Cash		Cash Forfeiture	Agreement	220	---	---	220
Controlled Substance	08/21/2023	Vehicle	2007 Saturn Outlook AWD	Property Sold	Administrative Forfeiture	250	25	---	225
DUI-Related	07/03/2023	Vehicle	2002 Chrysler Sebring	Salvage Yard	Administrative Forfeiture	350	121	---	229
Prostitution	02/20/2023	Cash		Cash Forfeiture	Agreement	250	---	---	250
Prostitution	04/13/2023	Cash		Cash Forfeiture	Agreement	250	---	---	250

*When expenses exceed the gross amount received, the net proceeds available for distribution are shown as zero.

Table 2A
Property Seized Subject to State Forfeiture - Final Disposition - 2023
Sorted by Agency and Net Proceeds

Entity and Crime	Disposition Date	Type of Property	Property Detail	Disposition of Property	Basis of Disposition	Gross Sales	Expenses Paid	Amount Returned	Net Proceeds*
Saint Cloud Police Department (Continued)									
Controlled Substance	08/02/2023	Vehicle	1985 Cadillac Fleetwood Brougham	Property Sold	Administrative Forfeiture	340	90	---	250
DUI-Related	07/03/2023	Vehicle	2007 Pontiac Grand Prix	Salvage Yard	Administrative Forfeiture	400	133	---	267
DUI-Related	12/11/2023	Vehicle	2004 Jeep Grand Cherokee 4WD	Property Sold	Administrative Forfeiture	400	132	---	268
Controlled Substance	06/29/2023	Cash		Cash Forfeiture	Administrative Forfeiture	275	---	---	275
DUI-Related	07/03/2023	Vehicle	2008 Chrysler Aspen 2WD	Salvage Yard	Administrative Forfeiture	600	320	---	280
Controlled Substance	02/01/2023	Cash		Cash Forfeiture	Administrative Forfeiture	282	---	---	282
DUI-Related	07/03/2023	Vehicle	2009 Nissan Sentra	Salvage Yard	Administrative Forfeiture	450	168	---	282
Prostitution	06/02/2023	Cash		Cash Forfeiture	Agreement	310	---	---	310
Prostitution	10/31/2023	Cash		Cash Forfeiture	Agreement	400	---	---	400
Controlled Substance	08/16/2023	Cash		Cash Forfeiture	Administrative Forfeiture	452	---	---	452
Fleeing a Peace Officer	12/11/2023	Vehicle	2010 Chevrolet Equinox	Property Sold	Administrative Forfeiture	650	180	---	470
Controlled Substance	07/03/2023	Vehicle	2001 GMC Sierra 1500	Salvage Yard	Administrative Forfeiture	600	129	---	471
Controlled Substance	06/09/2023	Cash		Cash Forfeiture	Administrative Forfeiture	528	---	---	528
Controlled Substance	02/28/2023	Cash		Cash Forfeiture	Administrative Forfeiture	538	---	---	538
Controlled Substance	05/16/2023	Cash		Cash Forfeiture	Administrative Forfeiture	549	---	---	549
Controlled Substance	10/02/2023	Cash		Cash Forfeiture	Administrative Forfeiture	569	---	---	569
DUI-Related	05/09/2023	Motorcycle	2006 Honda CRF70F	Property Sold	Administrative Forfeiture	789	132	---	657
Controlled Substance	05/16/2023	Cash		Cash Forfeiture	Administrative Forfeiture	683	---	---	683
Controlled Substance	11/03/2023	Cash		Cash Forfeiture	Administrative Forfeiture	705	---	---	705
Controlled Substance	08/21/2023	Vehicle	2006 Chrysler 300	Property Sold	Administrative Forfeiture	1,251	173	---	1,078
Controlled Substance	02/28/2023	Cash		Cash Forfeiture	Administrative Forfeiture	1,105	---	---	1,105
Controlled Substance	08/02/2023	Vehicle	2013 Kia Optima (2006 New Model)	Property Sold	Administrative Forfeiture	1,340	137	---	1,203
Controlled Substance	02/01/2023	Cash		Cash Forfeiture	Administrative Forfeiture	1,262	---	---	1,262
Controlled Substance	02/28/2023	Vehicle	2008 Mercedes-Benz 350SD Turbo	Returned to Owner	Agreement	2,160	---	---	2,160
Controlled Substance	02/28/2023	Cash		Cash Forfeiture	Agreement	2,440	---	---	2,440
Controlled Substance	03/22/2023	Cash		Cash Forfeiture	Administrative Forfeiture	2,461	---	---	2,461
Controlled Substance	05/03/2023	Cash		Cash Forfeiture	Administrative Forfeiture	2,581	---	---	2,581
DUI-Related	08/21/2023	Vehicle	2013 Chevrolet Cruze	Property Sold	Administrative Forfeiture	4,077	120	---	3,957
DUI-Related	08/21/2023	Vehicle	2012 Buick LaCrosse	Property Sold	Administrative Forfeiture	4,677	220	---	4,457
Agency Total						\$50,208	\$7,368	\$5,286	\$37,607

*When expenses exceed the gross amount received, the net proceeds available for distribution are shown as zero.

Table 2A
Property Seized Subject to State Forfeiture - Final Disposition - 2023
Sorted by Agency and Net Proceeds

Entity and Crime	Disposition Date	Type of Property	Property Detail	Disposition of Property	Basis of Disposition	Gross Sales	Expenses Paid	Amount Returned	Net Proceeds*
Saint Francis Police Department									
Controlled Substance	01/30/2023	Cash		Cash Forfeiture	Administrative Forfeiture	295	---	---	295
Fleeing a Peace Officer	06/05/2023	Vehicle	2016 Ford Focus	Returned to Owner	Judicial Forfeiture	514	---	---	514
DUI-Related	05/31/2023	Vehicle	2011 Chevrolet Silverado	Property Sold	Administrative Forfeiture	6,369	---	---	6,369
Agency Total						\$7,178	\$---	\$---	\$7,178
Saint James Police Department									
Fleeing a Peace Officer	10/02/2023	Vehicle	1992 Dodge Dakota Pickup 4WD	Salvage Yard	Administrative Forfeiture	300	480	---	---
DUI-Related	05/17/2023	Vehicle	2014 Ford F150	Returned to Owner	Agreement	7,500	---	2,250	5,250
Agency Total						\$7,800	\$480	\$2,250	\$5,250
Saint Joseph Police Department									
Controlled Substance	12/07/2023	Cash		Cash Forfeiture	Administrative Forfeiture	315	---	---	315
Agency Total						\$315	\$---	\$---	\$315
Saint Louis County Sheriff's Office									
Fleeing a Peace Officer	12/28/2023	Vehicle	1993 Chevrolet K1500	Salvage Yard	Judicial Forfeiture	200	130	---	70
Fleeing a Peace Officer	12/28/2023	Vehicle	1995 GMC Sierra 1500	Salvage Yard	Judicial Forfeiture	200	130	---	70
Controlled Substance	05/15/2023	Firearm	USSR - 8 Millimeter - Rifle	Property Sold	Summary Forfeiture	364	193	---	171
DUI-Related	02/16/2023	Vehicle	2005 GMC Envoy 2WD	Property Sold	Administrative Forfeiture	551	289	---	262
Controlled Substance	06/30/2023	Cash		Cash Forfeiture	Administrative Forfeiture	1,820	---	---	1,820
Controlled Substance	01/25/2023	Cash		Cash Forfeiture	Administrative Forfeiture	1,981	---	---	1,981
DUI-Related	02/16/2023	Vehicle	2008 Honda Pilot 2WD	Property Sold	Administrative Forfeiture	2,975	966	---	2,009
Controlled Substance	07/17/2023	Cash		Cash Forfeiture	Administrative Forfeiture	2,626	---	---	2,626
Agency Total						\$10,717	\$1,708	\$---	\$9,009
Saint Louis Park Police Department									
DUI-Related	10/19/2023	Vehicle	2012 Honda Odyssey	Returned to Owner	Agreement	---	---	---	---
Agency Total						\$---	\$---	\$---	\$---
Saint Paul Park Police Department									
Controlled Substance	01/18/2023	Cash		Cash Forfeiture	Judicial Forfeiture	11,000	---	---	11,000
Agency Total						\$11,000	\$---	\$---	\$11,000
Saint Paul Police Department									
Fleeing a Peace Officer	10/25/2023	Vehicle	2004 Honda CR85	Returned to Owner	Administrative Forfeiture	---	---	---	---
Controlled Substance	11/16/2023	Firearm	Glock - 0.27 Caliber - Pistol	Property Destroyed	Administrative Forfeiture	---	---	---	---

*When expenses exceed the gross amount received, the net proceeds available for distribution are shown as zero.

Table 2A
Property Seized Subject to State Forfeiture - Final Disposition - 2023
Sorted by Agency and Net Proceeds

Entity and Crime	Disposition Date	Type of Property	Property Detail	Disposition of Property	Basis of Disposition	Gross Sales	Expenses Paid	Amount Returned	Net Proceeds*
Saint Paul Police Department (Continued)									
Controlled Substance	11/16/2023	Firearm	Ekol - 9 Millimeter - Pistol	Property Destroyed	Administrative Forfeiture	---	---	---	---
Controlled Substance	11/16/2023	Firearm	Browning - 20 Gauge - Rifle	Property Destroyed	Administrative Forfeiture	---	---	---	---
Controlled Substance	11/16/2023	Firearm	Remington Guns - 0.22 Caliber - Rifle	Property Destroyed	Administrative Forfeiture	---	---	---	---
Controlled Substance	11/16/2023	Firearm	Parder - 20 Gauge - Rifle	Property Destroyed	Administrative Forfeiture	---	---	---	---
Controlled Substance	11/16/2023	Firearm	Mossberg - 20 Gauge - Shotgun	Property Destroyed	Administrative Forfeiture	---	---	---	---
Controlled Substance	11/16/2023	Firearm	Ruger - 9 Millimeter - Pistol	Property Destroyed	Administrative Forfeiture	---	---	---	---
Controlled Substance	11/16/2023	Firearm	Ruger - 0.36 Caliber - Revolver	Property Destroyed	Administrative Forfeiture	---	---	---	---
Controlled Substance	11/16/2023	Firearm	Mossberg - 12 Gauge - Rifle	Property Destroyed	Administrative Forfeiture	---	---	---	---
Controlled Substance	11/16/2023	Firearm	Savage - 7 Millimeter - Rifle	Property Destroyed	Administrative Forfeiture	---	---	---	---
Controlled Substance	11/16/2023	Firearm	Browning - 20 Gauge - Rifle	Property Destroyed	Administrative Forfeiture	---	---	---	---
DUI-Related	09/21/2023	Vehicle	2001 Chevrolet Malibu	Property Sold	Administrative Forfeiture	150	150	---	---
DUI-Related	09/21/2023	Vehicle	2000 Jeep Grand Cherokee 2WD	Property Sold	Administrative Forfeiture	200	200	---	---
Controlled Substance	08/24/2023	Vehicle	2002 Infiniti G20	Returned to Owner	Administrative Forfeiture	209	209	---	---
Controlled Substance	07/21/2023	Vehicle	2007 Jeep Liberty/Cherokee 4WD	Returned to Owner	Administrative Forfeiture	221	221	---	---
Controlled Substance	05/05/2023	Vehicle	2009 Hyundai Veracruz 2WD	Returned to Owner	Administrative Forfeiture	236	236	---	---
DUI-Related	10/05/2023	Vehicle	2015 Ford Focus	Returned to Owner	Administrative Forfeiture	238	238	---	---
Fleeing a Peace Officer	10/11/2023	Motorcycle	2021 Kawasaki 1000	Returned to Owner	Administrative Forfeiture	238	238	---	---
Fleeing a Peace Officer	10/10/2023	Motorcycle	2022 Yamaha WR450F	Returned to Owner	Administrative Forfeiture	238	238	---	---
Fleeing a Peace Officer	10/10/2023	Motorcycle	2023 Honda Grom 125	Returned to Owner	Administrative Forfeiture	238	238	---	---
Fleeing a Peace Officer	01/19/2023	Vehicle	2017 Chevrolet Tahoe	Returned to Owner	Judicial Forfeiture	275	275	---	---
Controlled Substance	08/15/2023	Cash		Returned to Owner	Administrative Forfeiture	280	---	280	---
DUI-Related	09/21/2023	Vehicle	2003 Mercury Grand Marquis	Property Sold	Administrative Forfeiture	350	350	---	---
DUI-Related	09/21/2023	Vehicle	2005 Dodge Caravan	Property Sold	Administrative Forfeiture	350	350	---	---
DUI-Related	09/11/2023	Vehicle	2004 Lincoln Aviator 2WD	Returned to Owner	Administrative Forfeiture	386	386	---	---
Controlled Substance	09/21/2023	Vehicle	2007 Ford Crown Victoria	Property Sold	Administrative Forfeiture	400	400	---	---
Controlled Substance	09/21/2023	Vehicle	2005 Cadillac STS	Property Sold	Judicial Forfeiture	400	400	---	---
DUI-Related	10/05/2023	Vehicle	2004 Mitsubishi Endeavor 2WD	Property Sold	Administrative Forfeiture	475	475	---	---
DUI-Related	09/21/2023	Vehicle	2000 Chevrolet Suburban	Property Sold	Judicial Forfeiture	500	500	---	---
Controlled Substance	09/21/2023	Vehicle	2001 Chevrolet Tahoe	Property Sold	Judicial Forfeiture	500	500	---	---
Controlled Substance	10/18/2023	Vehicle	2007 Chevrolet Tahoe	Returned to Owner	Judicial Forfeiture	600	600	---	---
Robbery - Simple	05/17/2023	Cash		Returned to Owner	Administrative Forfeiture	1,330	---	1,330	---
Controlled Substance	02/15/2023	Cash		Returned to Owner	Administrative Forfeiture	1,940	---	1,940	---
Controlled Substance	01/26/2023	Cash		Returned to Owner	Administrative Forfeiture	2,708	---	2,708	---
Controlled Substance	11/17/2023	Cash		Returned to Owner	Judicial Forfeiture	4,073	---	4,073	---

*When expenses exceed the gross amount received, the net proceeds available for distribution are shown as zero.

Table 2A
Property Seized Subject to State Forfeiture - Final Disposition - 2023
Sorted by Agency and Net Proceeds

Entity and Crime	Disposition Date	Type of Property	Property Detail	Disposition of Property	Basis of Disposition	Gross Sales	Expenses Paid	Amount Returned	Net Proceeds*
Saint Paul Police Department (Continued)									
Controlled Substance	02/27/2023	Cash		Returned to Owner	Judicial Forfeiture	5,043	---	5,043	---
Controlled Substance	05/03/2023	Cash		Returned to Owner	Judicial Forfeiture	5,757	---	5,757	---
Controlled Substance	08/09/2023	Cash		Returned to Owner	Judicial Forfeiture	5,932	---	5,932	---
Controlled Substance	01/11/2023	Cash		Returned to Owner	Administrative Forfeiture	6,120	---	6,120	---
Controlled Substance	05/02/2023	Cash		Returned to Owner	Judicial Forfeiture	9,880	---	9,880	---
Controlled Substance	12/06/2023	Cash		Returned to Owner	Administrative Forfeiture	35,063	---	35,063	---
Controlled Substance	04/11/2023	Jewelry		Property Sold	Administrative Forfeiture	3	---	---	3
DUI-Related	09/21/2023	Vehicle	1994 GMC Yukon 1500 2WD	Property Sold	Administrative Forfeiture	900	600	---	300
DUI-Related	09/21/2023	Vehicle	2009 Nissan Altima	Property Sold	Administrative Forfeiture	900	600	---	300
DUI-Related	09/21/2023	Vehicle	2006 Cadillac CTS Sedan	Property Sold	Administrative Forfeiture	900	600	---	300
DUI-Related	09/21/2023	Vehicle	2012 Toyota Highlander	Property Sold	Judicial Forfeiture	1,400	600	---	800
Controlled Substance	09/21/2023	Vehicle	2005 Volvo XC 90 AWD	Property Sold	Administrative Forfeiture	1,700	600	---	1,100
Controlled Substance	09/21/2023	Vehicle	2013 Nissan Altima	Property Sold	Administrative Forfeiture	1,800	600	---	1,200
Controlled Substance	04/25/2023	Cash		Cash Forfeiture	Administrative Forfeiture	1,279	---	---	1,279
Controlled Substance	09/22/2023	Cash		Cash Forfeiture	Administrative Forfeiture	1,377	---	---	1,377
Controlled Substance	03/23/2023	Cash		Cash Forfeiture	Administrative Forfeiture	1,564	---	---	1,564
Controlled Substance	03/23/2023	Cash		Cash Forfeiture	Administrative Forfeiture	1,653	---	---	1,653
Controlled Substance	03/23/2023	Cash		Cash Forfeiture	Administrative Forfeiture	1,715	---	---	1,715
Controlled Substance	04/03/2023	Cash		Cash Forfeiture	Administrative Forfeiture	1,753	---	---	1,753
Controlled Substance	02/15/2023	Vehicle	2013 Dodge Dart	Property Sold	Administrative Forfeiture	2,500	600	---	1,900
Controlled Substance	09/21/2023	Vehicle	2009 Dodge Journey	Property Sold	Judicial Forfeiture	2,800	600	---	2,200
Controlled Substance	03/23/2023	Cash		Cash Forfeiture	Administrative Forfeiture	2,409	---	---	2,409
Controlled Substance	04/25/2023	Cash		Cash Forfeiture	Administrative Forfeiture	2,488	---	---	2,488
Controlled Substance	03/23/2023	Cash		Cash Forfeiture	Administrative Forfeiture	2,692	---	---	2,692
DUI-Related	10/16/2023	Vehicle	2009 Nissan Maxima	Property Sold	Administrative Forfeiture	3,506	600	---	2,906
Controlled Substance	03/23/2023	Cash		Cash Forfeiture	Administrative Forfeiture	4,740	---	---	4,740
Controlled Substance	03/23/2023	Cash		Cash Forfeiture	Administrative Forfeiture	12,746	---	---	12,746
Controlled Substance	08/09/2023	Cash		Cash Forfeiture	Administrative Forfeiture	14,279	---	---	14,279
Agency Total						\$149,434	\$11,604	\$78,126	\$59,704
Saint Peter Police Department									
DUI-Related	01/01/2023	Vehicle	2002 Toyota Camry	Returned to Owner	Administrative Forfeiture	---	---	---	---
Agency Total						\$---	\$---	\$---	\$---

*When expenses exceed the gross amount received, the net proceeds available for distribution are shown as zero.

Table 2A
Property Seized Subject to State Forfeiture - Final Disposition - 2023
Sorted by Agency and Net Proceeds

Entity and Crime	Disposition Date	Type of Property	Property Detail	Disposition of Property	Basis of Disposition	Gross Sales	Expenses Paid	Amount Returned	Net Proceeds*
Sartell Police Department									
Fleeing a Peace Officer	05/12/2023	Vehicle	2005 Chevrolet Cavalier	Returned to Owner	Agreement	100	100	---	---
DUI-Related	04/18/2023	Vehicle	2012 Audi A6	Returned to Lienholder	Administrative Forfeiture	660	660	---	---
Fleeing a Peace Officer	08/28/2023	Vehicle	2017 Kia Sportage AWD	Returned to Lienholder	Judicial Forfeiture	720	720	---	---
Controlled Substance	01/13/2023	Cash		Cash Forfeiture	Administrative Forfeiture	303	---	---	303
Controlled Substance	08/28/2023	Cash		Cash Forfeiture	Administrative Forfeiture	1,086	---	---	1,086
Agency Total						\$2,869	\$1,480	\$---	\$1,389
Sauk Centre Police Department									
DUI-Related	12/14/2023	Motorcycle	1979 Yamaha RS100	Property Sold	Administrative Forfeiture	710	151	---	559
Controlled Substance	11/06/2023	Vehicle	2003 Chrysler PT Cruiser	Property Sold	Administrative Forfeiture	1,275	103	---	1,172
Controlled Substance	08/14/2023	Cash		Cash Forfeiture	Administrative Forfeiture	43,400	---	---	43,400
Agency Total						\$45,385	\$254	\$---	\$45,131
Savage Police Department									
DUI-Related	12/18/2023	Vehicle	2004 Nissan Murano	Salvage Yard	Administrative Forfeiture	300	571	---	---
Controlled Substance	04/04/2023	Vehicle	2001 Dodge Durango	Salvage Yard	Administrative Forfeiture	300	800	---	---
DUI-Related	12/18/2023	Vehicle	2005 Chevrolet TrailBlazer	Salvage Yard	Administrative Forfeiture	350	595	---	---
DUI-Related	09/21/2023	Vehicle	2016 Dodge Caravan	Returned to Owner	Agreement	395	395	---	---
DUI-Related	09/13/2023	Vehicle	2012 Ford Fusion	Returned to Owner	Agreement	402	402	---	---
Controlled Substance	12/18/2023	Vehicle	2003 Mazda Tribute FWD	Salvage Yard	Administrative Forfeiture	475	632	---	---
DUI-Related	12/18/2023	Vehicle	2000 Dodge Ram	Salvage Yard	Administrative Forfeiture	500	601	---	---
DUI-Related	04/04/2023	Vehicle	2009 Chevrolet Avalanche	Salvage Yard	Administrative Forfeiture	600	1,030	---	---
Controlled Substance	08/15/2023	Vehicle	2020 BMW 3 Series	Returned to Owner	Agreement	724	724	---	---
DUI-Related	06/23/2023	Vehicle	2004 Lincoln Continental	Property Sold	Administrative Forfeiture	750	776	---	---
DUI-Related	09/27/2023	Bond/Security		Security/Bond Returned	Agreement	15,825	---	15,825	---
Controlled Substance	02/07/2023	Firearm	Ruger - 0.36 Caliber - Revolver	Property Sold	Judicial Forfeiture	250	115	---	135
Drive-by Shooting	02/07/2023	Firearm	Glock - 10 Millimeter - Pistol	Property Sold	Summary Forfeiture	330	110	---	220
DUI-Related	04/18/2023	Vehicle	2008 Dodge Ram	Salvage Yard	Administrative Forfeiture	900	595	---	305
Fleeing a Peace Officer	07/27/2023	Motorcycle	2009 Kawasaki Vulcan 1700 VN1700C Nomad	Property Sold	Judicial Forfeiture	1,500	1,187	---	313
DUI-Related	07/27/2023	Vehicle	2014 Chevrolet Silverado	Returned to Lienholder	Agreement	1,108	608	---	500
DUI-Related	04/04/2023	Vehicle	2014 Nissan Murano	Returned per Agreement	Agreement	900	300	---	600
DUI-Related	05/17/2023	Vehicle	2007 Chevrolet Silverado	Salvage Yard	Judicial Forfeiture	2,000	601	---	1,399
DUI-Related	06/29/2023	Vehicle	2014 Hyundai Genesis Coupe	Property Sold	Administrative Forfeiture	9,295	896	---	8,399
DUI-Related	04/04/2023	Bond/Security		Bond for Distribution	Agreement	14,025	---	---	14,025
Agency Total						\$50,929	\$10,938	\$15,825	\$25,896

*When expenses exceed the gross amount received, the net proceeds available for distribution are shown as zero.

Table 2A
Property Seized Subject to State Forfeiture - Final Disposition - 2023
Sorted by Agency and Net Proceeds

Entity and Crime	Disposition Date	Type of Property	Property Detail	Disposition of Property	Basis of Disposition	Gross Sales	Expenses Paid	Amount Returned	Net Proceeds*
Scott County Sheriff's Office									
DUI-Related	07/05/2023	Vehicle	2019 Nissan Murano	Returned per Agreement	Court Ordered Return	---	267	---	---
2nd Degree Assault	04/12/2023	Firearm	Ruger - 9 Millimeter - Pistol	Property Destroyed	Judicial Forfeiture	---	---	---	---
2nd Degree Assault	04/12/2023	Firearm	Kel-Tec - 0.38 Caliber - Pistol	Property Destroyed	Judicial Forfeiture	---	---	---	---
DUI-Related	08/14/2023	Vehicle	2002 Chevrolet Malibu	Property Sold	Administrative Forfeiture	200	365	---	---
Controlled Substance	08/14/2023	Vehicle	2002 Ford Focus	Property Sold	Administrative Forfeiture	200	281	---	---
Fleeing a Peace Officer	12/27/2023	Vehicle	1999 Buick Regal AWD	Salvage Yard	Judicial Forfeiture	250	339	---	---
Controlled Substance	08/14/2023	Vehicle	2007 Dodge Grand Caravan	Property Sold	Administrative Forfeiture	250	303	---	---
DUI-Related	04/05/2023	Vehicle	2001 Saturn SL	Salvage Yard	Administrative Forfeiture	250	355	---	---
DUI-Related	08/14/2023	Motorcycle	2002 Kawasaki Vulcan 1500 VN1500A	Property Sold	Administrative Forfeiture	250	513	---	---
Controlled Substance	09/12/2023	Vehicle	2005 Pontiac G6	Salvage Yard	Administrative Forfeiture	300	335	---	---
DUI-Related	09/12/2023	Vehicle	2005 Chrysler Town and Country	Salvage Yard	Administrative Forfeiture	300	315	---	---
DUI-Related	09/12/2023	Vehicle	2002 GMC Envoy 4WD	Salvage Yard	Administrative Forfeiture	300	400	---	---
DUI-Related	09/12/2023	Vehicle	2014 Mitsubishi Outlander 4WD	Salvage Yard	Administrative Forfeiture	400	750	---	---
DUI-Related	12/27/2023	Vehicle	2000 Cadillac Eldorado	Salvage Yard	Judicial Forfeiture	400	460	---	---
DUI-Related	08/14/2023	Vehicle	2008 Chrysler PT Cruiser Convertible	Property Sold	Administrative Forfeiture	300	270	---	30
Controlled Substance	12/27/2023	Vehicle	2003 Honda Civic 4Dr	Salvage Yard	Administrative Forfeiture	300	245	---	55
Controlled Substance	09/28/2023	Cash		Cash Forfeiture	Administrative Forfeiture	130	---	---	130
DUI-Related	08/14/2023	Vehicle	2006 Toyota Corolla	Property Sold	Administrative Forfeiture	400	244	---	156
DUI-Related	08/14/2023	Vehicle	2011 Volkswagen Golf	Property Sold	Judicial Forfeiture	600	420	---	180
Fleeing a Peace Officer	09/12/2023	Vehicle	2011 Ford Taurus	Salvage Yard	Judicial Forfeiture	550	283	---	267
DUI-Related	09/12/2023	Vehicle	2005 Chevrolet Silverado	Salvage Yard	Administrative Forfeiture	550	255	---	295
Controlled Substance	08/14/2023	Vehicle	2010 Ford Taurus	Property Sold	Administrative Forfeiture	700	356	---	344
DUI-Related	08/14/2023	Vehicle	2010 Acura TSX	Property Sold	Administrative Forfeiture	750	395	---	355
Controlled Substance	09/26/2023	Cash		Cash Forfeiture	Judicial Forfeiture	360	---	---	360
DUI-Related	05/12/2023	Vehicle	2022 Toyota Supra	Returned per Agreement	Court Ordered Return	814	314	---	500
DUI-Related	05/09/2023	Vehicle	2016 Chevrolet Silverado	Returned to Owner	Court Ordered Return	873	373	---	500
DUI-Related	09/21/2023	Vehicle	2008 Pontiac Vibe	Returned per Agreement	Court Ordered Return	750	245	---	505
DUI-Related	09/19/2023	Vehicle	2010 Subaru Forester AWD	Property Sold	Administrative Forfeiture	1,540	791	---	749
DUI-Related	12/27/2023	Vehicle	2015 Chevrolet Suburban	Salvage Yard	Administrative Forfeiture	1,500	500	---	1,000
Controlled Substance	09/11/2023	Vehicle	2012 Volkswagen Passat	Property Sold	Judicial Forfeiture	1,910	270	---	1,640
DUI-Related	04/24/2023	Cash		Cash Forfeiture	Judicial Forfeiture	3,600	---	---	3,600
DUI-Related	08/17/2023	Vehicle	2017 Cadillac XT5	Property Sold	Judicial Forfeiture	24,740	390	---	24,350
Controlled Substance	01/23/2023	Cash		Cash Forfeiture	Administrative Forfeiture	33,065	---	---	33,065
Agency Total						\$76,532	\$10,034	\$---	\$68,081

*When expenses exceed the gross amount received, the net proceeds available for distribution are shown as zero.

Table 2A
Property Seized Subject to State Forfeiture - Final Disposition - 2023
Sorted by Agency and Net Proceeds

Entity and Crime	Disposition Date	Type of Property	Property Detail	Disposition of Property	Basis of Disposition	Gross Sales	Expenses Paid	Amount Returned	Net Proceeds*
Sebek Police Department									
DUI-Related	12/01/2023	Vehicle	1994 Chevrolet Suburban	Returned to Owner	Administrative Forfeiture	250	250	---	---
Fleeing a Peace Officer	06/01/2023	Motorcycle	2003 Harley-Davidson Dyna Super Glide FXD	Property Sold	Summary Forfeiture	5,800	---	---	5,800
Agency Total						\$6,050	\$250	\$---	\$5,800
Shakopee Police Department									
DUI-Related	12/27/2023	Vehicle	2006 Toyota Corolla	Salvage Yard	Administrative Forfeiture	---	---	---	---
Controlled Substance	05/01/2023	Vehicle	2005 Chevrolet Malibu	Salvage Yard	Administrative Forfeiture	---	---	---	---
DUI-Related	06/01/2023	Vehicle	2000 Ford Windstar	Salvage Yard	Administrative Forfeiture	---	---	---	---
DUI-Related	05/03/2023	Vehicle	1998 Ford F150	Salvage Yard	Administrative Forfeiture	---	---	---	---
Controlled Substance	05/01/2023	Vehicle	1998 Chevrolet Blazer	Salvage Yard	Administrative Forfeiture	---	---	---	---
Controlled Substance	03/29/2023	Vehicle	1997 Saturn SL	Salvage Yard	Administrative Forfeiture	---	---	---	---
Controlled Substance	05/04/2023	Vehicle	2001 Audi A4	Salvage Yard	Administrative Forfeiture	---	---	---	---
DUI-Related	05/05/2023	Vehicle	2006 Chevrolet Equinox	Salvage Yard	Administrative Forfeiture	---	---	---	---
DUI-Related	12/27/2023	Vehicle	2005 Honda Civic	Salvage Yard	Administrative Forfeiture	---	---	---	---
Controlled Substance	05/01/2023	Vehicle	2004 Pontiac Grand Prix	Salvage Yard	Administrative Forfeiture	---	---	---	---
DUI-Related	06/01/2023	Vehicle	2011 Chevrolet Malibu	Salvage Yard	Administrative Forfeiture	---	---	---	---
Controlled Substance	05/04/2023	Vehicle	2006 Chevrolet Equinox	Salvage Yard	Administrative Forfeiture	---	---	---	---
Firearm Possession	03/21/2023	Firearm	Smith and Wesson - 0.4 Caliber - Pistol	Retained for Destruction	Administrative Forfeiture	---	---	---	---
Firearm Possession	04/24/2023	Firearm	North American - 0.22 Caliber - Pistol	Property Destroyed	Summary Forfeiture	---	---	---	---
Controlled Substance	04/11/2023	Firearm	Ruger - 9 Millimeter - Pistol	Property Destroyed	Administrative Forfeiture	---	---	---	---
Firearm Possession	06/26/2023	Firearm	Glock - 9 Millimeter - Pistol	Property Destroyed	Administrative Forfeiture	---	---	---	---
Controlled Substance	11/28/2023	Firearm	Glock - 9 Millimeter - Pistol	Property Destroyed	Administrative Forfeiture	---	---	---	---
Controlled Substance	12/18/2023	Firearm	Crescent Arms - 12 Gauge - Shotgun	Property Destroyed	Administrative Forfeiture	---	---	---	---
Controlled Substance	12/18/2023	Firearm	Walther - 0.45 Caliber - Pistol	Property Destroyed	Administrative Forfeiture	---	---	---	---
Firearm Possession	12/18/2023	Firearm	Glock - 9 Millimeter - Pistol	Property Destroyed	Administrative Forfeiture	---	---	---	---
DUI-Related	06/01/2023	Vehicle	2006 Nissan Altima	Property Sold	Administrative Forfeiture	220	220	---	---
DUI-Related	11/07/2023	Vehicle	2001 GMC Yukon XL 1500	Property Sold	Administrative Forfeiture	600	600	---	---
Controlled Substance	01/12/2023	Cash		Cash Forfeiture	Administrative Forfeiture	195	---	---	195
Controlled Substance	01/12/2023	Cash		Cash Forfeiture	Administrative Forfeiture	214	---	---	214
DUI-Related	08/24/2023	Vehicle	2008 Jeep Liberty 4WD	Property Sold	Administrative Forfeiture	1,000	665	---	335
Controlled Substance	02/03/2023	Cash		Cash Forfeiture	Administrative Forfeiture	360	---	---	360
DUI-Related	02/07/2023	Vehicle	2013 Cadillac XTS	Returned to Lienholder	Administrative Forfeiture	500	---	---	500
DUI-Related	12/18/2023	Vehicle	2016 Jeep Cherokee 4WD	Returned to Owner	Administrative Forfeiture	500	---	---	500
DUI-Related	10/09/2023	Vehicle	2006 BMW X5	Returned to Owner	Administrative Forfeiture	500	---	---	500

*When expenses exceed the gross amount received, the net proceeds available for distribution are shown as zero.

Table 2A
Property Seized Subject to State Forfeiture - Final Disposition - 2023
Sorted by Agency and Net Proceeds

Entity and Crime	Disposition Date	Type of Property	Property Detail	Disposition of Property	Basis of Disposition	Gross Sales	Expenses Paid	Amount Returned	Net Proceeds*
Shakopee Police Department (Continued)									
DUI-Related	09/29/2023	Vehicle	2020 Dodge Ram	Returned to Owner	Administrative Forfeiture	500	---	---	500
Robbery - Aggravated	10/09/2023	Vehicle	2023 Toyota Camry	Returned to Owner	Administrative Forfeiture	500	---	---	500
DUI-Related	06/28/2023	Vehicle	2008 Acura RDX	Returned to Lienholder	Administrative Forfeiture	500	---	---	500
DUI-Related	04/12/2023	Vehicle	2015 Mercedes-Benz C	Returned to Owner	Administrative Forfeiture	500	---	---	500
Theft	02/07/2023	Vehicle	2015 Chevrolet Silverado	Returned to Lienholder	Administrative Forfeiture	500	---	---	500
DUI-Related	03/31/2023	Vehicle	2015 Chevrolet Malibu	Returned to Owner	Administrative Forfeiture	500	---	---	500
DUI-Related	03/21/2023	Vehicle	2007 Honda Civic	Returned to Owner	Administrative Forfeiture	500	---	---	500
DUI-Related	09/18/2023	Vehicle	2016 BMW 320i	Returned to Owner	Administrative Forfeiture	500	---	---	500
Controlled Substance	09/05/2023	Vehicle	2008 Cadillac CTS Sedan	Returned to Owner	Administrative Forfeiture	500	---	---	500
DUI-Related	10/09/2023	Vehicle	2014 Buick VERSA	Returned to Owner	Administrative Forfeiture	500	---	---	500
DUI-Related	03/15/2023	Vehicle	1992 Chevrolet Silverado	Returned to Owner	Administrative Forfeiture	500	---	---	500
DUI-Related	11/29/2023	Vehicle	2013 Toyota Corolla	Returned to Owner	Administrative Forfeiture	500	---	---	500
Check Forgery	05/16/2023	Cash		Cash Forfeiture	Judicial Forfeiture	600	---	---	600
Controlled Substance	06/22/2023	Vehicle	2009 Saab 9-7X AWD	Property Sold	Administrative Forfeiture	1,500	750	---	750
Controlled Substance	06/15/2023	Vehicle	2000 BMW 328i Coupe	Property Sold	Administrative Forfeiture	1,600	760	---	840
Financial Transaction Fraud	06/27/2023	Cash		Cash Forfeiture	Administrative Forfeiture	1,616	---	---	1,616
DUI-Related	07/26/2023	Vehicle	2007 Chevrolet Silverado	Property Sold	Administrative Forfeiture	3,100	842	---	2,258
Controlled Substance	11/28/2023	Cash		Cash Forfeiture	Administrative Forfeiture	10,129	---	---	10,129
Agency Total						\$28,634	\$3,837	\$---	\$24,797
Sherburne County Sheriff's Office									
Controlled Substance	10/20/2023	Cash		Returned to Owner	Administrative Forfeiture	675	---	675	---
Controlled Substance	04/26/2023	Cash		Cash Forfeiture	Administrative Forfeiture	100	---	---	100
Fleeing a Peace Officer	09/25/2023	Vehicle	2005 Pontiac Grand Prix	Property Sold	Judicial Forfeiture	800	684	---	116
Controlled Substance	01/17/2023	Cash		Cash Forfeiture	Administrative Forfeiture	293	---	---	293
Controlled Substance	07/20/2023	Cash		Cash Forfeiture	Administrative Forfeiture	357	---	---	357
Controlled Substance	01/12/2023	Cash		Cash Forfeiture	Administrative Forfeiture	558	---	---	558
Controlled Substance	02/17/2023	Cash		Cash Forfeiture	Administrative Forfeiture	745	---	---	745
Agency Total						\$3,528	\$684	\$675	\$2,169

*When expenses exceed the gross amount received, the net proceeds available for distribution are shown as zero.

Table 2A
Property Seized Subject to State Forfeiture - Final Disposition - 2023
Sorted by Agency and Net Proceeds

Entity and Crime	Disposition Date	Type of Property	Property Detail	Disposition of Property	Basis of Disposition	Gross Sales	Expenses Paid	Amount Returned	Net Proceeds*
South Central Drug Investigation Unit									
Controlled Substance	09/20/2023	Vehicle	2002 Ford Explorer	Salvage Yard	Summary Forfeiture	325	1,460	---	---
Controlled Substance	04/05/2023	Cash		Cash Forfeiture	Administrative Forfeiture	800	---	---	800
Controlled Substance	09/20/2023	Cash		Cash Forfeiture	Summary Forfeiture	1,884	---	---	1,884
Controlled Substance	09/22/2023	Cash		Cash Forfeiture	Administrative Forfeiture	2,970	---	---	2,970
Agency Total						\$5,979	\$1,460	\$---	\$5,654
South Lake Minnetonka Police Department									
DUI-Related	09/07/2023	Vehicle	2011 Subaru Outback Wagon AWD	Property Retained	Administrative Forfeiture	---	398	---	---
DUI-Related	05/17/2023	Vehicle	1989 Dodge Ram	Property Sold	Administrative Forfeiture	781	485	---	296
DUI-Related	05/17/2023	Vehicle	2007 Toyota Camry	Property Sold	Administrative Forfeiture	2,960	637	---	2,323
DUI-Related	05/17/2023	Vehicle	2005 Toyota Camry	Property Sold	Administrative Forfeiture	5,375	753	---	4,622
Agency Total						\$9,116	\$2,273	\$---	\$7,241
Southeast Minnesota Violent Crime Enforcement Team									
Controlled Substance	06/16/2023	Vehicle	2010 Dodge Ram	Returned to Owner	Agreement	---	---	---	---
Controlled Substance	10/27/2023	Vehicle	2007 Chevrolet Tahoe	Returned to Lienholder	Judicial Forfeiture	---	55	---	---
Controlled Substance	04/07/2023	Vehicle	2015 Dodge Challenger	Returned to Lienholder	Agreement	---	635	---	---
Controlled Substance	03/30/2023	Vehicle	2008 Mercedes-Benz E320 Coupe	Returned to Owner	Court Ordered Return	---	---	---	---
Controlled Substance	11/22/2023	Vehicle	2007 Toyota Camry	Returned to Owner	Agreement	125	125	---	---
Controlled Substance	04/24/2023	Vehicle	2008 GMC Sierra 1500	Salvage Yard	Administrative Forfeiture	250	250	---	---
Controlled Substance	11/22/2023	Cash		Returned to Owner	Agreement	280	125	155	---
Controlled Substance	06/03/2023	Cash		Returned to Owner	Agreement	700	---	700	---
Controlled Substance	10/06/2023	Cash		Returned to Owner	Agreement	1,300	---	1,300	---
Controlled Substance	11/29/2023	Vehicle	2023 Kia Sedona	Returned to Owner	Agreement	1,470	5,000	---	---
Controlled Substance	03/08/2023	Cash		Returned to Owner	Judicial Forfeiture	4,020	---	4,020	---
Controlled Substance	03/21/2023	Cash		Returned to Owner	Agreement	4,590	---	4,590	---
Controlled Substance	11/29/2023	Cash		Cash Forfeiture	Administrative Forfeiture	33,745	---	33,745	---
Burglary	01/20/2023	Vehicle	2004 Audi A6	Property Sold	Administrative Forfeiture	250	212	---	38
Controlled Substance	12/10/2023	Firearm	Smith and Wesson - 9 Millimeter - Pistol	Property Sold	Administrative Forfeiture	100	---	---	100
5th Degree Assault	12/10/2023	Firearm	Glock - 9 Millimeter - Pistol	Property Sold	Judicial Forfeiture	125	---	---	125
Controlled Substance	10/06/2023	Firearm	Taurus - 9 Millimeter - Pistol	Property Sold	Administrative Forfeiture	150	---	---	150
Controlled Substance	04/24/2023	Firearm	Hopkins & Allen - 0.22 Caliber - Revolver	Property Sold	Administrative Forfeiture	150	---	---	150
Controlled Substance	04/24/2023	Firearm	Colt - 0.38 Caliber - Pistol	Property Sold	Administrative Forfeiture	150	---	---	150
Controlled Substance	04/24/2023	Firearm	Smith and Wesson - 0.36 Caliber - Revolver	Property Sold	Administrative Forfeiture	200	---	---	200
Controlled Substance	03/08/2023	Firearm	Savage - 0.22 Caliber - Rifle	Property Sold	Judicial Forfeiture	250	---	---	250

*When expenses exceed the gross amount received, the net proceeds available for distribution are shown as zero.

Table 2A
Property Seized Subject to State Forfeiture - Final Disposition - 2023
Sorted by Agency and Net Proceeds

Entity and Crime	Disposition Date	Type of Property	Property Detail	Disposition of Property	Basis of Disposition	Gross Sales	Expenses Paid	Amount Returned	Net Proceeds*
Southeast Minnesota Violent Crime Enforcement Team (Continued)									
Controlled Substance	03/08/2023	Firearm	Remington Guns - 12 Gauge - Shotgun	Property Sold	Administrative Forfeiture	250	---	---	250
Controlled Substance	06/27/2023	Firearm	Glock - 0.4 Caliber - Pistol	Property Sold	Administrative Forfeiture	250	---	---	250
Controlled Substance	06/16/2023	Firearm	Smith and Wesson - 9 Millimeter - Revolver	Property Sold	Judicial Forfeiture	250	---	---	250
Controlled Substance	06/16/2023	Firearm	Colt - 0.45 Caliber - Pistol	Property Sold	Judicial Forfeiture	250	---	---	250
Controlled Substance	06/16/2023	Firearm	POF - 9 Millimeter - Rifle	Property Sold	Judicial Forfeiture	250	---	---	250
Controlled Substance	06/16/2023	Firearm	Remington Guns - 12 Gauge - Shotgun	Property Sold	Judicial Forfeiture	250	---	---	250
Controlled Substance	06/16/2023	Firearm	Ithaca - 12 Gauge - Shotgun	Property Sold	Judicial Forfeiture	250	---	---	250
Controlled Substance	06/16/2023	Firearm	Bushmaster - 9 Millimeter - Carbine	Property Sold	Judicial Forfeiture	250	---	---	250
Controlled Substance	06/21/2023	Firearm	Ruger - 9 Millimeter - Carbine	Property Sold	Judicial Forfeiture	250	---	---	250
Controlled Substance	06/16/2023	Firearm	Winchester - 12 Gauge - Shotgun	Property Sold	Judicial Forfeiture	250	---	---	250
Controlled Substance	06/16/2023	Firearm	Remington Guns - 12 Gauge - Shotgun	Property Sold	Judicial Forfeiture	250	---	---	250
Controlled Substance	06/16/2023	Firearm	Winchester - 0.22 Caliber - Rifle	Property Sold	Judicial Forfeiture	250	---	---	250
Controlled Substance	06/16/2023	Firearm	Remington Guns - 12 Gauge - Shotgun	Property Sold	Judicial Forfeiture	250	---	---	250
Controlled Substance	06/16/2023	Firearm	Ruger - 0.38 Caliber - Pistol	Property Sold	Judicial Forfeiture	250	---	---	250
Controlled Substance	06/16/2023	Firearm	Beretta - 9 Millimeter - Pistol	Property Sold	Judicial Forfeiture	250	---	---	250
Controlled Substance	06/16/2023	Firearm	Smith and Wesson - 9 Millimeter - Pistol	Property Sold	Judicial Forfeiture	250	---	---	250
Controlled Substance	06/16/2023	Firearm	Smith and Wesson - 9 Millimeter - Pistol	Property Sold	Judicial Forfeiture	250	---	---	250
Controlled Substance	06/16/2023	Firearm	Marlin - 0.22 Caliber - Rifle	Property Sold	Judicial Forfeiture	250	---	---	250
Controlled Substance	06/16/2023	Firearm	Ruger - 0.36 Caliber - Shotgun	Property Sold	Judicial Forfeiture	250	---	---	250
Controlled Substance	08/21/2023	Vehicle	2014 Dodge Dart	Property Sold	Administrative Forfeiture	500	27	---	473
Controlled Substance	07/03/2023	Cash		Cash Forfeiture	Administrative Forfeiture	636	---	---	636
Controlled Substance	05/19/2023	Cash		Cash Forfeiture	Administrative Forfeiture	714	---	---	714
Controlled Substance	07/30/2023	Cash		Cash Forfeiture	Administrative Forfeiture	744	---	---	744
Controlled Substance	06/16/2023	Vehicle	2017 Chevrolet Silverado	Returned to Owner	Court Ordered Return	750	---	---	750
Controlled Substance	06/06/2023	Cash		Cash Forfeiture	Judicial Forfeiture	1,800	---	900	900
Controlled Substance	05/09/2023	Vehicle	2014 Chevrolet Cruze	Returned to Owner	Agreement	1,151	250	---	901
Controlled Substance	06/30/2023	Cash		Cash Forfeiture	Administrative Forfeiture	971	---	---	971
Controlled Substance	10/06/2023	Cash		Cash Forfeiture	Administrative Forfeiture	1,027	---	---	1,027
Controlled Substance	06/16/2023	Cash		Cash Forfeiture	Administrative Forfeiture	1,109	---	---	1,109
Controlled Substance	06/30/2023	Cash		Cash Forfeiture	Administrative Forfeiture	1,167	---	---	1,167
Controlled Substance	04/07/2023	Cash		Cash Forfeiture	Administrative Forfeiture	1,243	---	---	1,243
Controlled Substance	06/16/2023	Cash		Cash Forfeiture	Judicial Forfeiture	2,099	---	619	1,480
Controlled Substance	09/27/2023	Cash		Cash Forfeiture	Administrative Forfeiture	1,485	---	---	1,485
Controlled Substance	04/24/2023	Cash		Cash Forfeiture	Administrative Forfeiture	1,708	---	---	1,708

*When expenses exceed the gross amount received, the net proceeds available for distribution are shown as zero.

Table 2A
Property Seized Subject to State Forfeiture - Final Disposition - 2023
Sorted by Agency and Net Proceeds

Entity and Crime	Disposition Date	Type of Property	Property Detail	Disposition of Property	Basis of Disposition	Gross Sales	Expenses Paid	Amount Returned	Net Proceeds*
Southeast Minnesota Violent Crime Enforcement Team (Continued)									
Controlled Substance	12/05/2023	Cash		Cash Forfeiture	Administrative Forfeiture	1,876	---	---	1,876
Controlled Substance	07/30/2023	Vehicle	2009 Audi A7 quattro	Property Sold	Administrative Forfeiture	2,600	412	---	2,188
Controlled Substance	06/30/2023	Cash		Cash Forfeiture	Administrative Forfeiture	2,296	---	---	2,296
Controlled Substance	09/27/2023	Vehicle	2014 Infiniti Q50	Returned to Owner	Agreement	5,000	150	---	4,850
Controlled Substance	05/09/2023	Cash		Cash Forfeiture	Administrative Forfeiture	6,422	---	---	6,422
Controlled Substance	06/30/2023	Cash		Cash Forfeiture	Administrative Forfeiture	6,619	---	---	6,619
Controlled Substance	10/06/2023	Cash		Cash Forfeiture	Administrative Forfeiture	8,999	---	---	8,999
Controlled Substance	08/18/2023	Vehicle	2017 Dodge Challenger	Property Sold	Administrative Forfeiture	9,401	27	---	9,374
Controlled Substance	06/27/2023	Cash		Cash Forfeiture	Administrative Forfeiture	14,000	---	---	14,000
Controlled Substance	10/09/2023	Cash		Cash Forfeiture	Administrative Forfeiture	15,256	---	---	15,256
Controlled Substance	11/29/2023	Cash		Cash Forfeiture	Administrative Forfeiture	41,650	---	6,750	34,900
Agency Total						\$183,828	\$7,268	\$52,779	\$128,001
Southwest Hennepin Drug Task Force									
Controlled Substance	11/03/2023	Vehicle	2005 Chrysler 300	Returned to Owner	Agreement	---	---	---	---
Controlled Substance	12/07/2023	Firearm	Glock - 9 Millimeter - Pistol	Retained for Destruction	Administrative Forfeiture	---	---	---	---
Controlled Substance	09/12/2023	Firearm	Sig Sauer - 9 Millimeter - Pistol	Property Destroyed	Administrative Forfeiture	---	---	---	---
Controlled Substance	09/12/2023	Firearm	Canik - 9 Millimeter - Pistol	Retained for Destruction	Administrative Forfeiture	---	---	---	---
Controlled Substance	09/12/2023	Firearm	Mossberg - 12 Gauge - Shotgun	Retained for Destruction	Administrative Forfeiture	---	---	---	---
Controlled Substance	09/12/2023	Firearm	Pietro - 9 Millimeter - Pistol	Retained for Destruction	Administrative Forfeiture	---	---	---	---
Controlled Substance	09/12/2023	Firearm	FNH - 9 Millimeter - Pistol	Retained for Destruction	Administrative Forfeiture	---	---	---	---
Controlled Substance	09/12/2023	Firearm	Polymer 80 - 9 Millimeter - Pistol	Retained for Destruction	Administrative Forfeiture	---	---	---	---
Controlled Substance	09/12/2023	Firearm	Glock - 9 Millimeter - Pistol	Retained for Destruction	Administrative Forfeiture	---	---	---	---
Controlled Substance	09/12/2023	Firearm	Glock - 9 Millimeter - Unknown	Retained for Destruction	Administrative Forfeiture	---	---	---	---
Controlled Substance	09/12/2023	Firearm	Shadow Systems - 9 Millimeter - Unknown	Retained for Destruction	Administrative Forfeiture	---	---	---	---
Controlled Substance	09/12/2023	Firearm	Glock - 9 Millimeter - Pistol	Retained for Destruction	Administrative Forfeiture	---	---	---	---
Controlled Substance	09/12/2023	Firearm	Zastava Arms - 8 Millimeter - Rifle	Retained for Destruction	Administrative Forfeiture	---	---	---	---
Controlled Substance	09/12/2023	Firearm	FNH - 6 Millimeter - Pistol	Retained for Destruction	Administrative Forfeiture	---	---	---	---
Controlled Substance	09/12/2023	Firearm	Beretta - 9 Millimeter - Pistol	Retained for Destruction	Administrative Forfeiture	---	---	---	---
Controlled Substance	09/12/2023	Firearm	Kimber - 0.45 Caliber - Pistol	Retained for Destruction	Administrative Forfeiture	---	---	---	---
Controlled Substance	09/12/2023	Firearm	Smith and Wesson - 6 Millimeter - Rifle	Retained for Destruction	Administrative Forfeiture	---	---	---	---
Controlled Substance	09/12/2023	Firearm	FNH - 6 Millimeter - Rifle	Retained for Destruction	Administrative Forfeiture	---	---	---	---
Controlled Substance	09/12/2023	Firearm	Gavastar - 12 Gauge - Shotgun	Retained for Destruction	Administrative Forfeiture	---	---	---	---
Controlled Substance	09/12/2023	Firearm	Century Arms - 8 Millimeter - Rifle	Retained for Destruction	Administrative Forfeiture	---	---	---	---

*When expenses exceed the gross amount received, the net proceeds available for distribution are shown as zero.

Table 2A
Property Seized Subject to State Forfeiture - Final Disposition - 2023
Sorted by Agency and Net Proceeds

Entity and Crime	Disposition Date	Type of Property	Property Detail	Disposition of Property	Basis of Disposition	Gross Sales	Expenses Paid	Amount Returned	Net Proceeds*
Southwest Hennepin Drug Task Force (Continued)									
Controlled Substance	09/12/2023	Firearm	FNH - 9 Millimeter - Pistol	Retained for Destruction	Administrative Forfeiture	---	---	---	---
Controlled Substance	03/28/2023	Firearm	Springfield - 0.45 Caliber - Pistol	Retained for Destruction	Administrative Forfeiture	---	---	---	---
Controlled Substance	03/28/2023	Firearm	Smith and Wesson - 9 Millimeter - Pistol	Retained for Destruction	Administrative Forfeiture	---	---	---	---
Controlled Substance	02/16/2023	Firearm	Kel-Tec - 9 Millimeter - Pistol	Retained for Destruction	Administrative Forfeiture	---	---	---	---
Controlled Substance	02/21/2023	Firearm	Savage - 12 Gauge - Shotgun	Returned to Owner	Agreement	---	---	---	---
Controlled Substance	02/21/2023	Firearm	DPM - 6 Millimeter - Rifle	Returned to Owner	Agreement	---	---	---	---
Controlled Substance	02/21/2023	Firearm	Ruger - 0.22 Caliber - Carbine	Returned to Owner	Agreement	---	---	---	---
Controlled Substance	02/21/2023	Firearm	Ithaca - 12 Gauge - Shotgun	Returned to Owner	Agreement	---	---	---	---
Controlled Substance	02/21/2023	Firearm	Browning - 12 Gauge - Shotgun	Returned to Owner	Agreement	---	---	---	---
Controlled Substance	02/21/2023	Firearm	BPI Kodiak - 0.5 Caliber - Rifle	Returned to Owner	Agreement	---	---	---	---
Controlled Substance	02/21/2023	Firearm	Remington Guns - 0.3 Caliber - Rifle	Returned to Owner	Agreement	---	---	---	---
Controlled Substance	02/21/2023	Firearm	Browning - 12 Gauge - Shotgun	Returned to Owner	Agreement	---	---	---	---
Controlled Substance	02/21/2023	Firearm	Browning - 7 Millimeter - Rifle	Returned to Owner	Agreement	---	---	---	---
Controlled Substance	02/21/2023	Firearm	Dan Wesson - 0.36 Caliber - Revolver	Returned to Owner	Agreement	---	---	---	---
Controlled Substance	02/21/2023	Firearm	Browning - 0.27 Caliber - Rifle	Returned to Owner	Agreement	---	---	---	---
Controlled Substance	02/21/2023	Firearm	Browning - 0.27 Caliber - Rifle	Returned to Owner	Agreement	---	---	---	---
Controlled Substance	02/21/2023	Firearm	Mauser - 0.3 Caliber - Rifle	Returned to Owner	Agreement	---	---	---	---
Controlled Substance	02/21/2023	Firearm	Marlin - 0.45 Caliber - Rifle	Returned to Owner	Agreement	---	---	---	---
Controlled Substance	02/21/2023	Firearm	Savage - 0.25 Caliber - Rifle	Returned to Owner	Agreement	---	---	---	---
Controlled Substance	02/21/2023	Firearm	Stevens - 0.22 Caliber - Rifle	Returned to Owner	Agreement	---	---	---	---
Controlled Substance	02/21/2023	Firearm	Smith and Wesson - 0.32 Caliber - Revolver	Returned to Owner	Agreement	---	---	---	---
Controlled Substance	02/21/2023	Firearm	Remington Guns - 12 Gauge - Shotgun	Returned to Owner	Agreement	---	---	---	---
Controlled Substance	02/21/2023	Firearm	Browning - 12 Gauge - Shotgun	Returned to Owner	Agreement	---	---	---	---
Controlled Substance	02/21/2023	Firearm	Glock - 0.45 Caliber - Pistol	Returned to Owner	Agreement	---	---	---	---
Controlled Substance	02/21/2023	Firearm	Springfield - 9 Millimeter - Pistol	Returned to Owner	Agreement	---	---	---	---
Controlled Substance	02/17/2023	Cash		Cash Forfeiture	Administrative Forfeiture	941	---	---	941
Controlled Substance	03/28/2023	Cash		Cash Forfeiture	Administrative Forfeiture	1,092	---	---	1,092
Controlled Substance	12/07/2023	Cash		Cash Forfeiture	Administrative Forfeiture	1,982	---	---	1,982
Controlled Substance	12/07/2023	Cash		Cash Forfeiture	Administrative Forfeiture	2,495	---	---	2,495
Controlled Substance	02/17/2023	Cash		Cash Forfeiture	Administrative Forfeiture	2,990	---	---	2,990
Controlled Substance	09/12/2023	Cash		Cash Forfeiture	Administrative Forfeiture	3,984	---	---	3,984
Controlled Substance	03/28/2023	Cash		Cash Forfeiture	Administrative Forfeiture	4,172	---	---	4,172
Controlled Substance	09/12/2023	Cash		Cash Forfeiture	Administrative Forfeiture	4,400	---	---	4,400
Controlled Substance	01/04/2023	Cash		Cash Forfeiture	Administrative Forfeiture	4,460	---	---	4,460

*When expenses exceed the gross amount received, the net proceeds available for distribution are shown as zero.

Table 2A
Property Seized Subject to State Forfeiture - Final Disposition - 2023
Sorted by Agency and Net Proceeds

Entity and Crime	Disposition Date	Type of Property	Property Detail	Disposition of Property	Basis of Disposition	Gross Sales	Expenses Paid	Amount Returned	Net Proceeds*
Southwest Hennepin Drug Task Force (Continued)									
Controlled Substance	05/10/2023	Cash		Cash Forfeiture	Judicial Forfeiture	8,649	---	445	8,204
Controlled Substance	04/06/2023	Cash		Cash Forfeiture	Administrative Forfeiture	9,477	---	---	9,477
Controlled Substance	03/28/2023	Cash		Cash Forfeiture	Administrative Forfeiture	10,500	---	---	10,500
Controlled Substance	03/28/2023	Cash		Cash Forfeiture	Administrative Forfeiture	13,780	---	---	13,780
Agency Total						\$68,922	\$---	\$445	\$68,477
Southwest Metro Drug Task Force									
Controlled Substance	02/01/2023	Firearm	Smith and Wesson - 9 Millimeter - Pistol	Property Destroyed	Administrative Forfeiture	---	---	---	---
Controlled Substance	01/18/2023	Firearm	Remington Guns - 0.3 Caliber - Rifle	Property Destroyed	Administrative Forfeiture	---	---	---	---
Controlled Substance	01/18/2023	Firearm	Remington Guns - 12 Gauge - Shotgun	Property Destroyed	Administrative Forfeiture	---	---	---	---
Controlled Substance	04/20/2023	Firearm	Glock - 9 Millimeter - Pistol	Returned to Owner	Agreement	---	---	---	---
Controlled Substance	04/20/2023	Firearm	Zastava - 8 Millimeter - Pistol	Returned to Owner	Agreement	---	---	---	---
Controlled Substance	04/20/2023	Firearm	Zastava - 8 Millimeter - Pistol	Returned to Owner	Agreement	---	---	---	---
Controlled Substance	04/20/2023	Firearm	Kalashnikov Series - 12 Gauge - Shotgun	Returned to Owner	Agreement	---	---	---	---
Controlled Substance	04/20/2023	Firearm	High Standard - 9 Millimeter - Pistol	Returned to Owner	Agreement	---	---	---	---
Controlled Substance	04/20/2023	Firearm	High Standard - 9 Millimeter - Pistol	Returned to Owner	Agreement	---	---	---	---
Controlled Substance	04/20/2023	Firearm	Aero Precision - 0.22 Caliber - Rifle	Property Destroyed	Administrative Forfeiture	---	---	---	---
Controlled Substance	04/20/2023	Firearm	Aero Precision - 0.22 Caliber - Rifle	Property Destroyed	Administrative Forfeiture	---	---	---	---
Controlled Substance	04/20/2023	Firearm	Benelli - 12 Gauge - Shotgun	Property Destroyed	Administrative Forfeiture	---	---	---	---
Controlled Substance	04/20/2023	Firearm	Browning - 9 Millimeter - Pistol	Property Destroyed	Administrative Forfeiture	---	---	---	---
Controlled Substance	04/20/2023	Firearm	Glock - 9 Millimeter - Pistol	Property Destroyed	Administrative Forfeiture	---	---	---	---
Controlled Substance	04/20/2023	Firearm	Glock - 9 Millimeter - Pistol	Property Destroyed	Administrative Forfeiture	---	---	---	---
Controlled Substance	04/20/2023	Firearm	Glock - 0.45 Caliber - Pistol	Property Destroyed	Administrative Forfeiture	---	---	---	---
Controlled Substance	04/20/2023	Firearm	Glock - 9 Millimeter - Pistol	Property Destroyed	Administrative Forfeiture	---	---	---	---
Controlled Substance	04/20/2023	Firearm	Unknown - 0.22 Caliber - Rifle	Property Destroyed	Administrative Forfeiture	---	---	---	---
Controlled Substance	04/20/2023	Firearm	Sig Sauer - 9 Millimeter - Pistol	Property Destroyed	Administrative Forfeiture	---	---	---	---
Controlled Substance	04/20/2023	Firearm	Zastava - 8 Millimeter - Rifle	Property Destroyed	Administrative Forfeiture	---	---	---	---
Controlled Substance	08/16/2023	Firearm	Izhmash (IMEZ) - 0.38 Caliber - Pistol	Property Destroyed	Administrative Forfeiture	---	---	---	---
Controlled Substance	04/24/2023	Firearm	High Standard - 0.22 Caliber - Rifle	Retained for Destruction	Administrative Forfeiture	---	---	---	---
Controlled Substance	04/24/2023	Firearm	Savage - 12 Gauge - Shotgun	Retained for Destruction	Administrative Forfeiture	---	---	---	---
Controlled Substance	07/18/2023	Firearm	Manurhin S.A. - 9 Millimeter - Pistol	Property Destroyed	Administrative Forfeiture	---	---	---	---
Controlled Substance	10/17/2023	Firearm	Zastava - 8 Millimeter - Rifle	Retained for Destruction	Administrative Forfeiture	---	---	---	---
Controlled Substance	10/25/2023	Firearm	Springfield - 9 Millimeter - Pistol	Retained for Destruction	Administrative Forfeiture	---	---	---	---
Controlled Substance	10/17/2023	Firearm	Ruger - 0.22 Caliber - Rifle	Returned to Owner	Court Ordered Return	---	---	---	---

*When expenses exceed the gross amount received, the net proceeds available for distribution are shown as zero.

Table 2A
Property Seized Subject to State Forfeiture - Final Disposition - 2023
Sorted by Agency and Net Proceeds

Entity and Crime	Disposition Date	Type of Property	Property Detail	Disposition of Property	Basis of Disposition	Gross Sales	Expenses Paid	Amount Returned	Net Proceeds*
Southwest Metro Drug Task Force (Continued)									
Controlled Substance	10/17/2023	Firearm	Ruger - 0.22 Caliber - Rifle	Returned to Owner	Court Ordered Return	---	---	---	---
Controlled Substance	10/17/2023	Firearm	Smith and Wesson - 9 Millimeter - Pistol	Returned to Owner	Court Ordered Return	---	---	---	---
Controlled Substance	10/17/2023	Firearm	Unknown - 0.32 Caliber - Revolver	Returned to Owner	Court Ordered Return	---	---	---	---
Controlled Substance	02/16/2023	Cash		Returned to Owner	Court Ordered Return	1,130	---	1,130	---
Controlled Substance	06/28/2023	Cash		Returned to Owner	Court Ordered Return	1,352	---	1,352	---
Controlled Substance	10/24/2023	Cash		Cash Forfeiture	Administrative Forfeiture	542	---	---	542
Controlled Substance	05/31/2023	Cash		Cash Forfeiture	Administrative Forfeiture	900	---	---	900
Controlled Substance	08/07/2023	Cash		Returned to Owner	Court Ordered Return	2,082	---	1,041	1,041
Controlled Substance	01/11/2023	Cash		Cash Forfeiture	Administrative Forfeiture	1,138	---	---	1,138
Controlled Substance	02/22/2023	Cash		Cash Forfeiture	Administrative Forfeiture	1,893	---	---	1,893
Controlled Substance	07/20/2023	Cash		Cash Forfeiture	Administrative Forfeiture	2,000	---	---	2,000
Controlled Substance	01/11/2023	Cash		Cash Forfeiture	Administrative Forfeiture	4,400	---	---	4,400
Controlled Substance	08/21/2023	Cash		Cash Forfeiture	Administrative Forfeiture	6,191	---	---	6,191
Controlled Substance	10/25/2023	Cash		Cash Forfeiture	Administrative Forfeiture	7,751	---	---	7,751
Controlled Substance	08/03/2023	Cash		Cash Forfeiture	Administrative Forfeiture	12,570	---	---	12,570
Controlled Substance	09/12/2023	Cash		Cash Forfeiture	Administrative Forfeiture	14,322	---	---	14,322
Controlled Substance	10/26/2023	Cash		Cash Forfeiture	Administrative Forfeiture	21,770	---	---	21,770
Agency Total						\$78,041	\$---	\$3,523	\$74,518
Spring Lake Park Police Department									
Fleeing a Peace Officer	08/23/2023	Vehicle	2004 Buick LeSabre	Property Sold	Judicial Forfeiture	1,100	575	---	525
Agency Total						\$1,100	\$575	\$---	\$525
Staples Police Department									
DUI-Related	02/02/2023	Vehicle	2000 Chevrolet Blazer	Property Sold	Administrative Forfeiture	185	---	---	185
DUI-Related	02/02/2023	Vehicle	1992 Ford F250	Property Sold	Administrative Forfeiture	235	---	---	235
DUI-Related	02/02/2023	Vehicle	2003 Ford F150	Property Sold	Administrative Forfeiture	335	---	---	335
Controlled Substance	02/02/2023	Cash		Cash Forfeiture	Judicial Forfeiture	340	---	---	340
DUI-Related	02/02/2023	Vehicle	2008 Ford Taurus	Property Sold	Administrative Forfeiture	800	---	---	800
DUI-Related	02/02/2023	Vehicle	2010 Honda Civic 2Dr	Property Sold	Administrative Forfeiture	3,475	---	---	3,475
Agency Total						\$5,370	\$---	\$---	\$5,370
Starbuck Police Department									
DUI-Related	01/19/2023	Vehicle	2003 Hyundai Accent	Property Retained	Administrative Forfeiture	---	---	---	---
Agency Total						\$---	\$---	\$---	\$---

*When expenses exceed the gross amount received, the net proceeds available for distribution are shown as zero.

Table 2A
Property Seized Subject to State Forfeiture - Final Disposition - 2023
Sorted by Agency and Net Proceeds

Entity and Crime	Disposition Date	Type of Property	Property Detail	Disposition of Property	Basis of Disposition	Gross Sales	Expenses Paid	Amount Returned	Net Proceeds*
Stearns County Sheriff's Office									
DUI-Related	01/09/2023	Vehicle	2012 Chevrolet Silverado	Returned to Lienholder	Administrative Forfeiture	---	---	---	---
Firearm Possession	11/30/2023	Firearm	H&R - 0.22 Caliber - Revolver	Property Destroyed	Summary Forfeiture	---	---	---	---
Firearm Possession	11/30/2023	Firearm	Savage - 0.3 Caliber - Rifle	Property Destroyed	Summary Forfeiture	---	---	---	---
Firearm Possession	11/30/2023	Firearm	Coast to Coast - 12 Gauge - Shotgun	Property Destroyed	Summary Forfeiture	---	---	---	---
Firearm Possession	11/30/2023	Firearm	Neumann Brothers - 0.22 Caliber - Rifle	Property Destroyed	Summary Forfeiture	---	---	---	---
Firearm Possession	11/30/2023	Firearm	Remington Guns - 12 Gauge - Shotgun	Property Destroyed	Summary Forfeiture	---	---	---	---
Firearm Possession	11/30/2023	Firearm	Ruger - 0.22 Caliber - Carbine	Property Destroyed	Summary Forfeiture	---	---	---	---
Firearm Possession	11/30/2023	Firearm	Thompson Center Arms - 0.22 Caliber - Pistol	Property Destroyed	Summary Forfeiture	---	---	---	---
Firearm Possession	11/30/2023	Firearm	CVA Wolf - 0.22 Caliber - Rifle	Property Destroyed	Summary Forfeiture	---	---	---	---
Controlled Substance	03/28/2023	Firearm	Smith and Wesson - 0.22 Caliber - Pistol	Property Sold	Administrative Forfeiture	50	---	---	50
Controlled Substance	03/28/2023	Firearm	Springfield - 0.45 Caliber - Pistol	Property Sold	Administrative Forfeiture	125	---	---	125
DUI-Related	08/18/2023	Vehicle	2000 Chevrolet K1500	Property Sold	Administrative Forfeiture	800	668	---	132
Controlled Substance	05/10/2023	Cash		Cash Forfeiture	Administrative Forfeiture	219	---	---	219
Fleeing a Peace Officer	04/06/2023	Vehicle	2010 BMW 328ci	Property Sold	Administrative Forfeiture	800	548	---	252
Fleeing a Peace Officer	05/23/2023	Vehicle	2002 Chevrolet Silverado	Property Sold	Administrative Forfeiture	940	637	---	303
DUI-Related	04/06/2023	Vehicle	2007 Chevrolet Impala	Property Sold	Administrative Forfeiture	1,500	590	---	910
DUI-Related	03/31/2023	Vehicle	2007 Nissan Frontier	Property Sold	Administrative Forfeiture	1,598	625	---	973
Controlled Substance	05/11/2023	Cash		Cash Forfeiture	Administrative Forfeiture	1,230	---	---	1,230
Controlled Substance	04/28/2023	Cash		Cash Forfeiture	Administrative Forfeiture	1,468	---	---	1,468
Agency Total						\$8,730	\$3,068	\$---	\$5,662
Steele County Sheriff's Office									
Fleeing a Peace Officer	03/24/2023	Vehicle	2018 Toyota Corolla	Returned to Owner	Agreement	150	150	---	---
DUI-Related	12/27/2023	Vehicle	2005 Chevrolet Tahoe	Salvage Yard	Administrative Forfeiture	350	452	---	---
DUI-Related	12/19/2023	Vehicle	2004 Mercury Monterey Wagon FWD	Property Destroyed	Administrative Forfeiture	350	350	---	---
DUI-Related	03/24/2023	Vehicle	2012 Chevrolet Silverado	Returned to Owner	Court Ordered Return	352	352	---	---
Controlled Substance	12/27/2023	Vehicle	2001 BMW 325ci	Property Sold	Administrative Forfeiture	4,275	989	---	3,286
DUI-Related	07/03/2023	Vehicle	2002 Nissan Frontier	Property Sold	Administrative Forfeiture	4,410	486	---	3,924
Agency Total						\$9,887	\$2,779	\$---	\$7,210
Swift County Sheriff's Office									
Controlled Substance	03/20/2023	Vehicle	2001 Chevrolet Suburban	Property Sold	Administrative Forfeiture	483	---	---	483
DUI-Related	10/12/2023	Vehicle	2014 Dodge Durango	Property Sold	Administrative Forfeiture	10,500	---	---	10,500
Agency Total						\$10,983	\$---	\$---	\$10,983

*When expenses exceed the gross amount received, the net proceeds available for distribution are shown as zero.

Table 2A
Property Seized Subject to State Forfeiture - Final Disposition - 2023
Sorted by Agency and Net Proceeds

Entity and Crime	Disposition Date	Type of Property	Property Detail	Disposition of Property	Basis of Disposition	Gross Sales	Expenses Paid	Amount Returned	Net Proceeds*
Thief River Falls Police Department									
DUI-Related	01/01/2023	Vehicle	2003 Chevrolet Pickup	Returned to Owner	Agreement	---	---	---	---
Controlled Substance	05/01/2023	Vehicle	2013 Chrysler 300M	Returned to Owner	Agreement	---	---	---	---
Fleeing a Peace Officer	01/01/2023	Vehicle	1993 Jeep Grand Cherokee 4WD	Returned to Owner	Agreement	---	---	---	---
DUI-Related	07/19/2023	Vehicle	2006 Chrysler 300 M	Returned to Owner	Agreement	---	---	---	---
DUI-Related	12/11/2023	Vehicle	2003 Chevrolet S10 Pickup 2WD	Returned to Owner	Court Ordered Return	---	---	---	---
DUI-Related	12/11/2023	Vehicle	2000 Plymouth Voyager	Property Sold	Administrative Forfeiture	222	60	---	162
DUI-Related	12/11/2023	Vehicle	2005 Dodge Stratus	Property Sold	Administrative Forfeiture	305	60	---	245
DUI-Related	12/11/2023	Vehicle	2003 Toyota Camry	Property Sold	Administrative Forfeiture	504	60	---	444
DUI-Related	12/11/2023	Vehicle	2003 Ford Expedition	Property Sold	Administrative Forfeiture	2,080	60	---	2,020
Agency Total						\$3,111	\$240	\$---	\$2,871
Three Rivers Park District Police Department									
DUI-Related	12/12/2023	Vehicle	2012 Chrysler Town and Country	Property Sold	Administrative Forfeiture	2,056	771	---	1,285
Agency Total						\$2,056	\$771	\$---	\$1,285

*When expenses exceed the gross amount received, the net proceeds available for distribution are shown as zero.

Table 2A
Property Seized Subject to State Forfeiture - Final Disposition - 2023
Sorted by Agency and Net Proceeds

Entity and Crime	Disposition Date	Type of Property	Property Detail	Disposition of Property	Basis of Disposition	Gross Sales	Expenses Paid	Amount Returned	Net Proceeds*
Todd County Sheriff's Office									
DUI-Related	05/17/2023	Vehicle	2002 Honda Accord	Salvage Yard	Administrative Forfeiture	---	---	---	---
Possession of Counterfeit Checks	02/15/2023	Vehicle	2017 Chrysler 200	Returned to Lienholder	Judicial Forfeiture	---	---	---	---
DUI-Related	07/25/2023	Vehicle	1994 Chevrolet Silverado	Returned to Owner	Administrative Forfeiture	---	---	---	---
Controlled Substance	08/28/2023	Motorcycle	2002 Harley-Davidson Electra	Property Abandoned	Administrative Forfeiture	---	---	---	---
DUI-Related	09/26/2023	Vehicle	2005 Ford F150	Returned to Lienholder	Administrative Forfeiture	100	100	---	---
DUI-Related	07/07/2023	Vehicle	1995 Honda Accord	Returned to Owner	Administrative Forfeiture	100	100	---	---
Theft	07/07/2023	Vehicle	1993 Toyota Corolla	Returned to Owner	Administrative Forfeiture	140	140	---	---
Controlled Substance	08/01/2023	Vehicle	2005 Chrysler Town and Country	Returned to Owner	Administrative Forfeiture	150	150	---	---
Controlled Substance	08/03/2023	Vehicle	2005 Chevrolet Blazer	Returned to Owner	Administrative Forfeiture	150	150	---	---
DUI-Related	07/10/2023	Vehicle	2005 Buick Rendezvous AWD	Property Sold	Judicial Forfeiture	155	175	---	---
DUI-Related	08/21/2023	Vehicle	2014 Buick Enclave AWD	Returned to Owner	Administrative Forfeiture	170	170	---	---
DUI-Related	07/24/2023	Vehicle	2007 Toyota Tundra	Returned to Owner	Administrative Forfeiture	175	175	---	---
DUI-Related	06/05/2023	Vehicle	2000 Jeep Grand Cherokee 4WD	Returned to Owner	Administrative Forfeiture	200	200	---	---
Controlled Substance	05/03/2023	Vehicle	2005 Ford Escort	Returned to Owner	Judicial Forfeiture	240	240	---	---
Controlled Substance	12/17/2023	Cash		Cash Forfeiture	Court Ordered Return	637	300	337	---
Controlled Substance	03/27/2023	Cash		Returned to Owner	Administrative Forfeiture	894	---	894	---
Controlled Substance	03/27/2023	Cash		Returned to Owner	Administrative Forfeiture	894	---	894	---
Possession of Counterfeit Checks	04/03/2023	Cash		Cash Forfeiture	Judicial Forfeiture	1,465	---	1,465	---
Fleeing a Peace Officer	06/01/2023	Vehicle	1997 Chevrolet Silverado	Property Sold	Administrative Forfeiture	175	125	---	50
DUI-Related	06/12/2023	Vehicle	2006 Jeep Cherokee 4WD	Property Sold	Administrative Forfeiture	453	90	---	363
DUI-Related	06/12/2023	Vehicle	1997 Toyota Camry	Property Sold	Judicial Forfeiture	478	110	---	368
Controlled Substance	06/12/2023	Vehicle	2008 Ford Edge	Property Sold	Judicial Forfeiture	533	125	---	408
DUI-Related	07/10/2023	Vehicle	1998 GMC Sonoma 2WD	Property Sold	Administrative Forfeiture	1,221	70	---	1,151
DUI-Related	09/14/2023	Vehicle	2005 Buick LaCrosse	Property Sold	Administrative Forfeiture	1,660	140	---	1,520
Agency Total						\$9,990	\$2,560	\$3,590	\$3,860

*When expenses exceed the gross amount received, the net proceeds available for distribution are shown as zero.

Table 2A
Property Seized Subject to State Forfeiture - Final Disposition - 2023
Sorted by Agency and Net Proceeds

Entity and Crime	Disposition Date	Type of Property	Property Detail	Disposition of Property	Basis of Disposition	Gross Sales	Expenses Paid	Amount Returned	Net Proceeds*
Virginia Police Department									
DUI-Related	06/15/2023	Vehicle	2017 Ford Focus	Salvage Yard	Administrative Forfeiture	---	---	---	---
DUI-Related	08/31/2023	Vehicle	1999 Ford Escort	Property Sold	Administrative Forfeiture	115	277	---	---
DUI-Related	06/09/2023	Vehicle	2005 Ford Crown Victoria	Property Sold	Administrative Forfeiture	645	247	---	398
DUI-Related	06/09/2023	Vehicle	2004 Infiniti I35	Property Sold	Administrative Forfeiture	650	198	---	452
DUI-Related	06/09/2023	Vehicle	2009 Chevrolet Traverse FWD	Property Sold	Administrative Forfeiture	1,400	335	---	1,065
DUI-Related	08/31/2023	Vehicle	2005 Chrysler 300	Property Sold	Administrative Forfeiture	1,295	117	---	1,178
DUI-Related	08/31/2023	Vehicle	2005 Dodge Dakota Pickup 4WD	Property Sold	Administrative Forfeiture	1,800	378	---	1,422
DUI-Related	06/09/2023	Vehicle	2009 Buick Enclave FWD	Property Sold	Administrative Forfeiture	1,710	272	---	1,438
DUI-Related	08/31/2023	Vehicle	2003 GMC Sierra 1500	Property Sold	Administrative Forfeiture	1,695	144	---	1,551
DUI-Related	06/09/2023	Vehicle	2001 Chrysler PT Cruiser	Property Sold	Administrative Forfeiture	2,500	337	---	2,163
DUI-Related	06/09/2023	Vehicle	2007 Chevrolet Silverado	Property Sold	Administrative Forfeiture	3,050	241	---	2,809
DUI-Related	06/09/2023	Vehicle	2008 Toyota RAV4	Property Sold	Administrative Forfeiture	3,600	279	---	3,321
Controlled Substance	03/06/2023	Cash		Cash Forfeiture	Administrative Forfeiture	6,213	---	---	6,213
Agency Total						\$24,673	\$2,825	\$---	\$22,010
Wabasha Police Department									
Controlled Substance	01/10/2023	Cash		Cash Forfeiture	Administrative Forfeiture	2,720	---	---	2,720
DUI-Related	08/24/2023	Vehicle	2011 Toyota RAV4	Returned to Owner	Agreement	6,700	200	---	6,500
Agency Total						\$9,420	\$200	\$---	\$9,220
Wadena County Sheriff's Office									
Controlled Substance	09/22/2023	Cash		Cash Forfeiture	Administrative Forfeiture	372	---	---	372
Controlled Substance	09/22/2023	Cash		Cash Forfeiture	Administrative Forfeiture	479	---	---	479
Controlled Substance	09/22/2023	Cash		Cash Forfeiture	Administrative Forfeiture	1,029	---	40	989
Controlled Substance	09/22/2023	Cash		Cash Forfeiture	Administrative Forfeiture	2,731	---	---	2,731
Controlled Substance	10/16/2023	Cash		Cash Forfeiture	Administrative Forfeiture	3,357	---	---	3,357
Agency Total						\$7,968	\$---	\$40	\$7,928
Wadena Police Department									
Controlled Substance	03/02/2023	Cash		Cash Forfeiture	Administrative Forfeiture	649	---	---	649
Controlled Substance	02/24/2023	Vehicle	2008 Ford F150	Property Sold	Administrative Forfeiture	2,388	792	---	1,596
Controlled Substance	03/09/2023	Cash		Cash Forfeiture	Administrative Forfeiture	3,496	---	---	3,496
Controlled Substance	06/02/2023	Vehicle	2005 Cadillac Escalade 4WD	Property Sold	Administrative Forfeiture	4,350	811	---	3,539
Agency Total						\$10,883	\$1,603	\$---	\$9,280

*When expenses exceed the gross amount received, the net proceeds available for distribution are shown as zero.

Table 2A
Property Seized Subject to State Forfeiture - Final Disposition - 2023
Sorted by Agency and Net Proceeds

Entity and Crime	Disposition Date	Type of Property	Property Detail	Disposition of Property	Basis of Disposition	Gross Sales	Expenses Paid	Amount Returned	Net Proceeds*
Waseca County Sheriff's Office									
DUI-Related	11/03/2023	Vehicle	2004 Buick Park Avenue	Property Sold	Administrative Forfeiture	681	167	---	514
Controlled Substance	10/02/2023	Cash		Cash Forfeiture	Administrative Forfeiture	537	---	---	537
Controlled Substance	11/03/2023	Vehicle	2000 Nissan Maxima	Property Sold	Administrative Forfeiture	745	200	---	545
DUI-Related	11/01/2023	Vehicle	2012 Chevrolet Sonic	Property Sold	Administrative Forfeiture	3,500	122	---	3,378
Agency Total						\$5,463	\$489	\$---	\$4,974
Waseca Police Department									
Possession of Counterfeit Checks	12/08/2023	Vehicle	2012 Ford Taurus	Returned to Owner	Agreement	---	---	---	---
DUI-Related	11/16/2023	Vehicle	2001 Ford F150	Salvage Yard	Administrative Forfeiture	400	400	---	---
Robbery - Aggravated	11/16/2023	Vehicle	2002 Ford F150	Salvage Yard	Judicial Forfeiture	400	400	---	---
Agency Total						\$800	\$800	\$---	\$---
Washington County Narcotics Task Force									
Controlled Substance	10/10/2023	Vehicle	2002 Dodge Ram	Property Destroyed	Administrative Forfeiture	---	---	---	---
Controlled Substance	01/25/2023	Firearm	Smith and Wesson - 4 Millimeter - Pistol	Property Destroyed	Administrative Forfeiture	---	---	---	---
Controlled Substance	01/25/2023	Firearm	- 0.5 Caliber - Rifle	Property Destroyed	Administrative Forfeiture	---	---	---	---
Controlled Substance	10/28/2023	Vehicle	2004 Acura TSX	Property Sold	Administrative Forfeiture	414	465	---	---
Controlled Substance	10/26/2023	Cash		Cash Forfeiture	Administrative Forfeiture	30	---	---	30
Controlled Substance	10/28/2023	Vehicle	2006 Ford 500	Property Sold	Administrative Forfeiture	460	375	---	85
Controlled Substance	10/26/2023	Cash		Cash Forfeiture	Administrative Forfeiture	319	---	---	319
Controlled Substance	10/26/2023	Cash		Cash Forfeiture	Administrative Forfeiture	1,300	---	---	1,300
Controlled Substance	10/26/2023	Cash		Cash Forfeiture	Administrative Forfeiture	4,000	---	---	4,000
Controlled Substance	02/01/2023	Cash		Cash Forfeiture	Administrative Forfeiture	6,628	---	---	6,628
Agency Total						\$13,151	\$840	\$---	\$12,362

*When expenses exceed the gross amount received, the net proceeds available for distribution are shown as zero.

Table 2A
Property Seized Subject to State Forfeiture - Final Disposition - 2023
Sorted by Agency and Net Proceeds

Entity and Crime	Disposition Date	Type of Property	Property Detail	Disposition of Property	Basis of Disposition	Gross Sales	Expenses Paid	Amount Returned	Net Proceeds*
Washington County Sheriff's Office									
DUI-Related	06/16/2023	Vehicle	1997 Ford Explorer	Salvage Yard	Administrative Forfeiture	---	---	---	---
DUI-Related	06/16/2023	Vehicle	2004 Buick Century	Salvage Yard	Administrative Forfeiture	---	---	---	---
Firearm Possession	02/14/2023	Firearm	Unknown - 99 BB - Air Gun	Property Destroyed	Summary Forfeiture	---	---	---	---
2nd Degree Assault	08/10/2023	Firearm	Glock - 0.45 Caliber - Pistol	Property Destroyed	Judicial Forfeiture	---	---	---	---
Firearm Possession	09/25/2023	Firearm	Glock - 9 Millimeter - Pistol	Property Destroyed	Summary Forfeiture	---	---	---	---
Firearm Possession	09/27/2023	Firearm	Other - 9 Millimeter - Pistol	Property Destroyed	Summary Forfeiture	---	---	---	---
Burglary	11/24/2023	Other		Returned to Owner	Court Ordered Return	9	---	9	---
DUI-Related	10/28/2023	Vehicle	2001 Chevrolet Malibu	Property Sold	Administrative Forfeiture	184	475	---	---
DUI-Related	10/28/2023	Vehicle	2006 Cadillac DTS	Property Sold	Administrative Forfeiture	322	550	---	---
Fleeing a Peace Officer	10/28/2023	Vehicle	2016 Ford Focus	Property Sold	Administrative Forfeiture	368	400	---	---
DUI-Related	10/28/2023	Vehicle	2004 Subaru Forester AWD	Property Sold	Administrative Forfeiture	460	475	---	---
Burglary	11/24/2023	Cash		Returned to Owner	Court Ordered Return	784	---	784	---
Burglary	11/24/2023	Cash		Returned to Owner	Court Ordered Return	2,474	---	2,474	---
Burglary	11/24/2023	Cash		Returned to Owner	Court Ordered Return	3,707	---	3,707	---
DUI-Related	10/28/2023	Vehicle	2004 Acura TL	Property Sold	Administrative Forfeiture	460	450	---	10
DUI-Related	10/28/2023	Vehicle	2009 Chevrolet TrailBlazer	Property Sold	Administrative Forfeiture	414	400	---	14
2nd Degree Assault	10/28/2023	Vehicle	2015 Kia Soul	Property Sold	Administrative Forfeiture	460	375	---	85
Burglary	12/19/2023	Vehicle	2008 Cadillac CTS	Returned to Owner	Judicial Forfeiture	195	---	---	195
Prostitution	12/19/2023	Vehicle	2021 Toyota Highlander	Returned to Lienholder	Judicial Forfeiture	268	---	---	268
Fleeing a Peace Officer	12/19/2023	Vehicle	2018 Toyota Camry	Returned to Lienholder	Administrative Forfeiture	483	---	---	483
Theft	10/28/2023	Vehicle	2000 Dodge Ram	Property Sold	Judicial Forfeiture	920	400	---	520
DUI-Related	10/28/2023	Vehicle	2001 Toyota Tundra	Property Sold	Administrative Forfeiture	1,104	535	---	569
DUI-Related	12/21/2023	Vehicle	2005 Infiniti EX35	Returned to Owner	Administrative Forfeiture	590	---	---	590
DUI-Related	10/28/2023	Vehicle	2005 Nissan Murano	Property Sold	Administrative Forfeiture	1,104	400	---	704
Theft	10/28/2023	Vehicle	2001 Ford F150	Property Sold	Administrative Forfeiture	1,196	400	---	796
1st Degree Murder	03/20/2023	Vehicle	2001 Audi TT Coupe	Property Sold	Judicial Forfeiture	2,000	1,084	---	916
DUI-Related	10/28/2023	Vehicle	2003 BMW 330ci	Property Sold	Administrative Forfeiture	1,564	450	---	1,114
Fleeing a Peace Officer	02/07/2023	Vehicle	2007 Infiniti G35	Returned to Owner	Agreement	2,768	368	---	2,400
Controlled Substance	04/01/2023	Cash		Cash Forfeiture	Administrative Forfeiture	2,543	---	---	2,543
Theft	10/28/2023	Trailer		Property Sold	Administrative Forfeiture	2,990	250	---	2,740
DUI-Related	10/28/2023	Vehicle	2006 Acura TSX	Property Sold	Administrative Forfeiture	3,772	500	---	3,272
DUI-Related	10/28/2023	Vehicle	2017 Toyota Corolla	Property Sold	Administrative Forfeiture	11,750	350	---	11,400
Agency Total						\$42,889	\$7,862	\$6,974	\$28,619

*When expenses exceed the gross amount received, the net proceeds available for distribution are shown as zero.

Table 2A
Property Seized Subject to State Forfeiture - Final Disposition - 2023
Sorted by Agency and Net Proceeds

Entity and Crime	Disposition Date	Type of Property	Property Detail	Disposition of Property	Basis of Disposition	Gross Sales	Expenses Paid	Amount Returned	Net Proceeds*
Watonwan County Sheriff's Office									
DUI-Related	03/09/2023	Vehicle	2004 Chevrolet TrailBlazer	Property Sold	Administrative Forfeiture	400	295	---	105
Fleeing a Peace Officer	08/16/2023	Vehicle	2015 Dodge Durango	Returned to Owner	Agreement	1,425	725	---	700
DUI-Related	04/25/2023	Vehicle	2010 Ford F150	Property Sold	Administrative Forfeiture	4,775	514	---	4,261
Agency Total						\$6,600	\$1,534	\$---	\$5,066
West Central Minnesota Drug and Violent Crime Task Force									
Controlled Substance	11/01/2023	Cash		Returned to Owner	Agreement	4,000	---	4,000	---
Controlled Substance	05/18/2023	Cash		Cash Forfeiture	Agreement	820	---	---	820
Controlled Substance	02/03/2023	Cash		Cash Forfeiture	Administrative Forfeiture	2,104	---	---	2,104
Controlled Substance	06/15/2023	Cash		Cash Forfeiture	Administrative Forfeiture	2,942	---	---	2,942
Controlled Substance	10/20/2023	Cash		Cash Forfeiture	Administrative Forfeiture	5,000	---	---	5,000
Controlled Substance	02/03/2023	Cash		Cash Forfeiture	Administrative Forfeiture	11,090	---	---	11,090
Controlled Substance	08/20/2023	Cash		Cash Forfeiture	Administrative Forfeiture	17,100	---	---	17,100
Agency Total						\$43,056	\$---	\$4,000	\$39,056
West Hennepin Public Safety Department									
DUI-Related	03/23/2023	Vehicle	2010 Chevrolet Equinox	Salvage Yard	Administrative Forfeiture	---	155	---	---
DUI-Related	06/07/2023	Vehicle	2018 Chevrolet Silverado	Returned to Owner	Agreement	465	465	---	---
Agency Total						\$465	\$620	\$---	\$---
West Metro Drug Task Force									
Controlled Substance	06/02/2023	Firearm	Sig Sauer - 9 Millimeter - Rifle	Property Retained	Agreement	---	---	---	---
Controlled Substance	06/02/2023	Firearm	Sig Sauer - 9 Millimeter - Pistol	Property Retained	Agreement	---	---	---	---
Controlled Substance	06/02/2023	Firearm	Smith and Wesson - 0.4 Caliber - Pistol	Property Retained	Agreement	---	---	---	---
Controlled Substance	06/02/2023	Firearm	Daniel Defense - 7 Millimeter - Rifle	Property Retained	Agreement	---	---	---	---
Controlled Substance	01/11/2023	Firearm	Springfield - 0.45 Caliber - Pistol	Retained for Destruction	Administrative Forfeiture	---	---	---	---
Controlled Substance	03/28/2023	Firearm	Kimber - 0.38 Caliber - Pistol	Retained for Destruction	Administrative Forfeiture	---	---	---	---
Controlled Substance	03/28/2023	Firearm	Remington Guns - 0.22 Caliber - Rifle	Retained for Destruction	Administrative Forfeiture	---	---	---	---
Controlled Substance	01/12/2023	Cash		Returned to Owner	Agreement	7,195	---	7,195	---
Controlled Substance	12/07/2023	Cash		Cash Forfeiture	Administrative Forfeiture	2,900	---	---	2,900
Controlled Substance	12/12/2023	Cash		Cash Forfeiture	Administrative Forfeiture	4,060	---	---	4,060
Controlled Substance	01/19/2023	Cash		Cash Forfeiture	Administrative Forfeiture	9,100	---	---	9,100
Controlled Substance	09/22/2023	Cash		Cash Forfeiture	Administrative Forfeiture	9,780	---	---	9,780
Controlled Substance	08/23/2023	Cash		Cash Forfeiture	Administrative Forfeiture	10,300	---	---	10,300
Agency Total						\$43,335	\$---	\$7,195	\$36,140

*When expenses exceed the gross amount received, the net proceeds available for distribution are shown as zero.

Table 2A
Property Seized Subject to State Forfeiture - Final Disposition - 2023
Sorted by Agency and Net Proceeds

Entity and Crime	Disposition Date	Type of Property	Property Detail	Disposition of Property	Basis of Disposition	Gross Sales	Expenses Paid	Amount Returned	Net Proceeds*
West Saint Paul Police Department									
DUI-Related	01/01/2023	Vehicle	2019 Jeep Cherokee FWD	Returned per Agreement	Agreement	---	---	---	---
DUI-Related	11/08/2023	Vehicle	1999 Buick Century	Salvage Yard	Agreement	---	---	---	---
DUI-Related	01/01/2023	Vehicle	2004 Dodge Ram	Returned to Owner	Agreement	---	---	---	---
Fleeing a Peace Officer	11/17/2023	Vehicle	2017 Ford Mustang	Returned to Owner	Agreement	---	---	---	---
Robbery - Simple	01/01/2023	Vehicle	1994 Chevrolet C10	Returned to Owner	Agreement	---	---	---	---
Controlled Substance	11/27/2023	Vehicle	2013 Chevrolet Silverado	Returned to Lienholder	Agreement	---	---	---	---
DUI-Related	01/01/2023	Vehicle	2004 Pontiac Montana	Returned to Owner	Administrative Forfeiture	---	---	---	---
DUI-Related	11/08/2023	Vehicle	2007 Toyota Yaris	Returned to Owner	Agreement	---	---	---	---
Theft	02/17/2023	Vehicle	2021 Toyota Camry	Returned to Owner	Agreement	---	---	---	---
DUI-Related	07/18/2023	Vehicle	2011 Dodge Charger	Returned to Owner	Agreement	---	---	---	---
DUI-Related	08/03/2023	Vehicle	2017 Jeep Renegade 4WD	Returned to Lienholder	Agreement	---	---	---	---
DUI-Related	01/01/2023	Vehicle	1999 Dodge Intrepid	Salvage Yard	Agreement	---	---	---	---
DUI-Related	01/01/2023	Vehicle	2002 Chevrolet Cavalier	Salvage Yard	Administrative Forfeiture	---	---	---	---
DUI-Related	11/08/2023	Vehicle	2012 Dodge Journey	Salvage Yard	Administrative Forfeiture	---	---	---	---
Fleeing a Peace Officer	01/01/2023	Vehicle	1998 Audi A8	Returned to Owner	Agreement	---	---	---	---
DUI-Related	03/21/2023	Vehicle	2012 Mazda 3 4-Door	Returned to Owner	Agreement	---	---	---	---
Fleeing a Peace Officer	12/21/2023	Vehicle	2009 GMC Sierra 1500	Returned to Owner	Agreement	---	---	---	---
DUI-Related	01/01/2023	Vehicle	2008 Chevrolet Silverado	Returned to Owner	Agreement	---	---	---	---
2nd Degree Assault	01/11/2023	Vehicle	2015 Chevrolet Tahoe	Returned to Owner	Agreement	---	---	---	---
DUI-Related	08/07/2023	Vehicle	2012 Dodge Avenger	Returned to Lienholder	Agreement	---	---	---	---
Fleeing a Peace Officer	01/01/2023	Vehicle	2021 Jeep Compass 4WD	Returned to Owner	Agreement	---	---	---	---
Fleeing a Peace Officer	11/08/2023	Vehicle	2009 Dodge Journey	Salvage Yard	Agreement	---	---	---	---
DUI-Related	07/11/2023	Vehicle	2005 Chevrolet Silverado	Salvage Yard	Agreement	---	---	---	---
Fleeing a Peace Officer	12/08/2023	Vehicle	2007 Chrysler Town and Country	Returned to Owner	Agreement	---	---	---	---
DUI-Related	01/07/2023	Vehicle	2017 Mini Cooper	Returned to Lienholder	Agreement	---	---	---	---
Fleeing a Peace Officer	11/08/2023	Vehicle	2004 Ford Expedition	Salvage Yard	Agreement	---	---	---	---
DUI-Related	05/06/2023	Vehicle	2004 Toyota Sienna	Salvage Yard	Agreement	---	---	---	---
Fleeing a Peace Officer	01/01/2023	Vehicle	2000 Mitsubishi Diamante	Salvage Yard	Administrative Forfeiture	---	---	---	---
DUI-Related	01/01/2023	Vehicle	2007 Volkswagen Jetta	Salvage Yard	Administrative Forfeiture	---	---	---	---
DUI-Related	01/01/2023	Vehicle	2016 Toyota Venza	Returned to Lienholder	Administrative Forfeiture	---	---	---	---
DUI-Related	01/01/2023	Vehicle	2018 Jeep Cherokee FWD	Returned to Owner	Administrative Forfeiture	---	---	---	---
Theft	02/13/2023	Vehicle	2003 Jeep Cherokee FWD	Property Sold	Judicial Forfeiture	165	649	---	---
Fleeing a Peace Officer	12/02/2023	Vehicle	1996 Ford Taurus	Property Sold	Administrative Forfeiture	361	559	---	---
DUI-Related	01/01/2023	Vehicle	2008 GMC Acadia AWD	Property Sold	Administrative Forfeiture	450	310	---	140

*When expenses exceed the gross amount received, the net proceeds available for distribution are shown as zero.

Table 2A
Property Seized Subject to State Forfeiture - Final Disposition - 2023
Sorted by Agency and Net Proceeds

Entity and Crime	Disposition Date	Type of Property	Property Detail	Disposition of Property	Basis of Disposition	Gross Sales	Expenses Paid	Amount Returned	Net Proceeds*
West Saint Paul Police Department (Continued)									
DUI-Related	12/31/2023	Vehicle	2004 Pontiac Bonneville	Property Sold	Administrative Forfeiture	166	21	---	145
DUI-Related	12/31/2023	Vehicle	2004 GMC Yukon 1500 AWD	Property Sold	Administrative Forfeiture	806	21	---	785
DUI-Related	08/01/2023	Vehicle	2006 Honda Pilot 2WD	Property Sold	Administrative Forfeiture	969	---	---	969
Fleeing a Peace Officer	12/31/2023	Vehicle	2012 Toyota Camry	Property Sold	Administrative Forfeiture	5,594	23	---	5,571
Agency Total						\$8,511	\$1,583	\$---	\$7,610
White Bear Lake Police Department									
Fleeing a Peace Officer	10/18/2023	Vehicle	2007 Infiniti G35	Returned to Owner	Administrative Forfeiture	---	---	---	---
Fleeing a Peace Officer	03/28/2023	Vehicle	2007 Toyota 4Runner	Returned to Owner	Administrative Forfeiture	---	---	---	---
Controlled Substance	04/11/2023	Vehicle	2010 Toyota RAV4	Returned to Owner	Administrative Forfeiture	---	---	---	---
DUI-Related	04/19/2023	Vehicle	2015 GMC Terrain AWD	Returned to Owner	Administrative Forfeiture	---	---	---	---
DUI-Related	06/08/2023	Vehicle	2012 Chevrolet Impala	Returned to Owner	Administrative Forfeiture	---	---	---	---
Controlled Substance	06/26/2023	Vehicle	2008 Chevrolet Impala	Property Sold	Administrative Forfeiture	310	385	---	---
Controlled Substance	04/19/2023	Vehicle	1997 Lincoln Mark VIII	Property Sold	Administrative Forfeiture	360	385	---	---
DUI-Related	06/26/2023	Vehicle	2002 Dodge Ram	Property Sold	Administrative Forfeiture	385	385	---	---
DUI-Related	04/19/2023	Vehicle	2007 Chevrolet Express	Property Sold	Administrative Forfeiture	410	385	---	25
DUI-Related	04/19/2023	Vehicle	2003 Ford Taurus	Property Sold	Administrative Forfeiture	410	385	---	25
Controlled Substance	02/22/2023	Cash		Cash Forfeiture	Administrative Forfeiture	297	---	---	297
Fleeing a Peace Officer	10/16/2023	Vehicle	2018 Toyota Camry	Returned to Owner	Administrative Forfeiture	1,285	785	---	500
Controlled Substance	07/19/2023	Vehicle	2010 GMC Yukon	Returned to Owner	Administrative Forfeiture	1,085	385	---	700
DUI-Related	04/19/2023	Vehicle	2011 Chevrolet Impala	Property Sold	Administrative Forfeiture	2,510	385	---	2,125
Agency Total						\$7,052	\$3,480	\$---	\$3,672
Wilkin County Sheriff's Office									
Fleeing a Peace Officer	02/10/2023	Vehicle	2016 Chevrolet Silverado	Returned to Owner	Court Ordered Return	---	---	---	---
Agency Total						\$---	\$---	\$---	\$---
Willmar Police Department									
Controlled Substance	07/18/2023	Cash		Cash Forfeiture	Administrative Forfeiture	450	---	---	450
Controlled Substance	12/31/2023	Cash		Cash Forfeiture	Administrative Forfeiture	5,664	---	---	5,664
Agency Total						\$6,114	\$---	\$---	\$6,114
Windom Police Department									
Controlled Substance	02/02/2023	Cash		Cash Forfeiture	Administrative Forfeiture	35	---	---	35
Agency Total						\$35	\$---	\$---	\$35

*When expenses exceed the gross amount received, the net proceeds available for distribution are shown as zero.

Table 2A
Property Seized Subject to State Forfeiture - Final Disposition - 2023
Sorted by Agency and Net Proceeds

Entity and Crime	Disposition Date	Type of Property	Property Detail	Disposition of Property	Basis of Disposition	Gross Sales	Expenses Paid	Amount Returned	Net Proceeds*
Winnebago Public Safety									
Fleeing a Peace Officer	01/20/2023	Vehicle	2000 Toyota Avalon	Returned to Owner	Agreement	---	---	---	---
Agency Total						\$---	\$---	\$---	\$---
Winona County Sheriff's Office									
Fleeing a Peace Officer	07/20/2023	Vehicle	2003 Ford Expedition	Returned to Owner	Agreement	---	---	---	---
DUI-Related	01/04/2023	Vehicle	2004 Pontiac Grand Prix	Property Sold	Administrative Forfeiture	1,197	197	---	1,000
DUI-Related	11/03/2023	Vehicle	1996 Lincoln Continental	Property Sold	Administrative Forfeiture	2,787	287	---	2,500
DUI-Related	04/19/2023	Vehicle	2014 Chevrolet Silverado	Returned to Owner	Agreement	3,000	---	---	3,000
DUI-Related	09/01/2023	Vehicle	2006 Cadillac SRX	Property Sold	Administrative Forfeiture	4,000	---	---	4,000
Agency Total						\$10,984	\$484	\$---	\$10,500
Winsted Police Department									
Fleeing a Peace Officer	06/01/2023	Vehicle	2005 Chrysler Pacifica AWD	Salvage Yard	Judicial Forfeiture	200	253	---	---
Controlled Substance	04/15/2023	Vehicle	2004 Audi Allroad quattro	Property Sold	Administrative Forfeiture	814	36	---	778
Agency Total						\$1,014	\$289	\$---	\$778
Winthrop Police Department									
DUI-Related	10/17/2023	Cash		Returned to Owner	Agreement	1,711	---	1,711	---
Controlled Substance	09/19/2023	Cash		Cash Forfeiture	Agreement	1,509	---	453	1,056
Agency Total						\$3,220	\$---	\$2,164	\$1,056

*When expenses exceed the gross amount received, the net proceeds available for distribution are shown as zero.

Table 2A
Property Seized Subject to State Forfeiture - Final Disposition - 2023
Sorted by Agency and Net Proceeds

Entity and Crime	Disposition Date	Type of Property	Property Detail	Disposition of Property	Basis of Disposition	Gross Sales	Expenses Paid	Amount Returned	Net Proceeds*
Woodbury Police Department									
Controlled Substance	09/20/2023	Vehicle	2002 Cadillac DeVille	Returned to Owner	Agreement	91	91	---	---
Fleeing a Peace Officer	06/13/2023	Vehicle	2002 Chevrolet Silverado	Returned to Owner	Agreement	125	125	---	---
DUI-Related	04/28/2023	Vehicle	2018 Jeep Compass 4WD	Returned to Lienholder	Administrative Forfeiture	365	365	---	---
Fleeing a Peace Officer	12/29/2023	Vehicle	2001 Chrysler 300 AWD	Returned to Owner	Agreement	365	365	---	---
DUI-Related	05/12/2023	Vehicle	2007 Audi Q7	Returned to Owner	Court Ordered Return	365	365	---	---
Controlled Substance	06/16/2023	Vehicle	2012 Audi A8 quattro	Returned to Lienholder	Administrative Forfeiture	370	370	---	---
DUI-Related	01/26/2023	Vehicle	2015 Nissan Pathfinder	Returned per Agreement	Agreement	370	370	---	---
DUI-Related	04/13/2023	Vehicle	2010 Ford F150	Returned to Lienholder	Administrative Forfeiture	370	370	---	---
DUI-Related	07/24/2023	Vehicle	2003 Lexus ES 300	Returned per Agreement	Agreement	370	370	---	---
DUI-Related	01/26/2023	Vehicle	2015 Ford Escape	Returned to Owner	Administrative Forfeiture	370	370	---	---
DUI-Related	04/24/2023	Vehicle	2019 Dodge Ram	Returned per Agreement	Agreement	418	418	---	---
DUI-Related	12/11/2023	Vehicle	2009 Honda Civic 4Dr	Returned per Agreement	Agreement	420	420	---	---
DUI-Related	09/27/2023	Vehicle	2013 Ford F150	Returned to Owner	Agreement	490	490	---	---
Fleeing a Peace Officer	09/20/2023	Vehicle	2017 Mazda 6	Returned to Owner	Agreement	535	535	---	---
Fleeing a Peace Officer	06/15/2023	Vehicle	2017 Chrysler 300 AWD	Returned to Lienholder	Judicial Forfeiture	580	580	---	---
Controlled Substance	09/18/2023	Vehicle	2009 Acura TL	Returned to Owner	Agreement	835	335	---	500
Controlled Substance	07/11/2023	Cash		Cash Forfeiture	Administrative Forfeiture	642	---	---	642
Fleeing a Peace Officer	05/01/2023	Vehicle	2012 Chevrolet Tahoe	Returned to Lienholder	Agreement	1,912	550	---	1,362
Controlled Substance	07/11/2023	Vehicle	2013 Honda Civic	Property Sold	Administrative Forfeiture	2,025	573	---	1,452
DUI-Related	06/27/2023	Vehicle	2009 Nissan Maxima	Property Sold	Administrative Forfeiture	2,300	590	---	1,710
Controlled Substance	09/07/2023	Vehicle	2012 Cadillac Escalade AWD	Property Sold	Administrative Forfeiture	2,825	645	---	2,180
DUI-Related	10/23/2023	Vehicle	2010 Pontiac G6	Property Sold	Judicial Forfeiture	3,050	672	---	2,378
Controlled Substance	07/19/2023	Cash		Cash Forfeiture	Administrative Forfeiture	9,694	---	---	9,694
DUI-Related	06/20/2023	Vehicle	2013 Toyota Tacoma	Property Sold	Administrative Forfeiture	13,400	1,730	---	11,670
Agency Total						\$42,287	\$10,699	\$---	\$31,588

*When expenses exceed the gross amount received, the net proceeds available for distribution are shown as zero.

Table 2A
Property Seized Subject to State Forfeiture - Final Disposition - 2023
Sorted by Agency and Net Proceeds

Entity and Crime	Disposition Date	Type of Property	Property Detail	Disposition of Property	Basis of Disposition	Gross Sales	Expenses Paid	Amount Returned	Net Proceeds*
Worthington Police Department									
DUI-Related	11/16/2023	Vehicle	2009 Ford Focus	Property Retained	Administrative Forfeiture	---	---	---	---
DUI-Related	02/10/2023	Vehicle	2006 Acura Unknown	Returned to Owner	Agreement	168	168	---	---
Controlled Substance	04/03/2023	Vehicle	2014 Chevrolet Silverado	Returned to Lienholder	Agreement	168	168	---	---
DUI-Related	03/21/2023	Vehicle	2014 Ford Truck	Returned to Lienholder	Administrative Forfeiture	168	168	---	---
DUI-Related	01/24/2023	Vehicle	2019 Toyota Unknown	Returned to Lienholder	Agreement	168	168	---	---
DUI-Related	02/24/2023	Vehicle	2015 Chevrolet Cruze Eco	Returned to Lienholder	Administrative Forfeiture	168	168	---	---
DUI-Related	08/08/2023	Vehicle	2010 GMC Unknown	Returned to Owner	Agreement	235	235	---	---
DUI-Related	04/25/2023	Vehicle	2005 GMC Unknown	Returned to Owner	Agreement	245	245	---	---
DUI-Related	06/01/2023	Vehicle	2013 Hyundai Unknown	Returned to Owner	Agreement	245	245	---	---
Controlled Substance	09/06/2023	Vehicle	2018 Acura TLX	Returned to Owner	Administrative Forfeiture	247	247	---	---
Controlled Substance	03/20/2023	Cash		Returned to Owner	Administrative Forfeiture	260	---	260	---
Controlled Substance	01/25/2023	Vehicle	2007 Chrysler Sebring FFV	Returned to Owner	Administrative Forfeiture	304	304	---	---
DUI-Related	11/15/2023	Vehicle	1998 Jeep Cherokee 2WD	Property Sold	Administrative Forfeiture	150	93	---	57
DUI-Related	04/12/2023	Vehicle	1995 Chevrolet Tahoe	Property Sold	Administrative Forfeiture	300	93	---	207
Controlled Substance	04/19/2023	Vehicle	2004 Nissan Armada 2WD	Property Sold	Administrative Forfeiture	300	93	---	207
Controlled Substance	12/19/2023	Vehicle	1999 Chevrolet Suburban	Property Sold	Administrative Forfeiture	395	86	---	309
DUI-Related	06/13/2023	Vehicle	2000 Dodge Grand Caravan	Property Sold	Administrative Forfeiture	450	93	---	357
Controlled Substance	06/06/2023	Vehicle	2007 Ford Five Hundred	Property Sold	Administrative Forfeiture	454	93	---	361
DUI-Related	08/21/2023	Vehicle	2012 Chevrolet Equinox	Property Sold	Administrative Forfeiture	1,725	93	---	1,632
DUI-Related	05/16/2023	Vehicle	2003 Ford Focus	Property Sold	Administrative Forfeiture	2,332	201	---	2,131
Controlled Substance	11/16/2023	Cash		Cash Forfeiture	Administrative Forfeiture	2,662	---	---	2,662
DUI-Related	06/06/2023	Vehicle	2011 Chevrolet Camaro	Property Sold	Administrative Forfeiture	7,601	2,556	---	5,045
Controlled Substance	12/19/2023	Cash		Cash Forfeiture	Administrative Forfeiture	6,340	---	---	6,340
Controlled Substance	04/04/2023	Cash		Cash Forfeiture	Administrative Forfeiture	6,505	---	---	6,505
Agency Total						\$31,590	\$5,517	\$260	\$25,813
Wright County Sheriff's Office									
Controlled Substance	11/08/2023	Vehicle	1998 Nissan Maxima	Property Destroyed	Agreement	---	200	---	---
Controlled Substance	04/26/2023	Vehicle	2006 Ford Five Hundred	Property Destroyed	Agreement	---	223	---	---
DUI-Related	11/08/2023	Vehicle	1999 Honda Accord	Property Destroyed	Administrative Forfeiture	---	200	---	---
Controlled Substance	11/08/2023	Vehicle	1997 Jeep Cherokee 2WD	Property Destroyed	Agreement	---	210	---	---
DUI-Related	05/05/2023	Vehicle	2008 Volvo S60 AWD	Property Destroyed	Agreement	---	210	---	---
DUI-Related	06/27/2023	Vehicle	2005 Nissan Sentra	Property Destroyed	Administrative Forfeiture	---	125	---	---
DUI-Related	06/27/2023	Vehicle	2004 Honda Accord	Property Destroyed	Agreement	---	234	---	---

*When expenses exceed the gross amount received, the net proceeds available for distribution are shown as zero.

Table 2A
Property Seized Subject to State Forfeiture - Final Disposition - 2023
Sorted by Agency and Net Proceeds

Entity and Crime	Disposition Date	Type of Property	Property Detail	Disposition of Property	Basis of Disposition	Gross Sales	Expenses Paid	Amount Returned	Net Proceeds*
Wright County Sheriff's Office (Continued)									
Controlled Substance	04/26/2023	Vehicle	2002 Chevrolet Tahoe	Property Destroyed	Agreement	---	190	---	---
DUI-Related	06/27/2023	Vehicle	2007 Saturn Vue FWD	Property Destroyed	Administrative Forfeiture	---	165	---	---
Controlled Substance	06/28/2023	Vehicle	2003 Dodge Ram	Property Destroyed	Administrative Forfeiture	---	195	---	---
Controlled Substance	04/26/2023	Vehicle	2003 Chevrolet Impala	Property Destroyed	Agreement	---	234	---	---
DUI-Related	05/05/2023	Vehicle	2000 Ford Ranger	Property Destroyed	Agreement	---	200	---	---
DUI-Related	11/08/2023	Vehicle	2006 Pontiac Vibe	Property Destroyed	Administrative Forfeiture	---	385	---	---
Controlled Substance	12/12/2023	Cash		Property Abandoned	Administrative Forfeiture	---	---	5,865	---
Controlled Substance	03/23/2023	Coin Collection		Returned to Owner	Administrative Forfeiture	---	---	---	---
Controlled Substance	03/23/2023	Firearm	Marlin - 0.22 Caliber - Rifle	Returned to Owner	Administrative Forfeiture	---	---	---	---
Controlled Substance	03/23/2023	Jewelry		Returned to Owner	Administrative Forfeiture	---	---	---	---
Controlled Substance	03/07/2023	Vehicle	2012 Jeep Patriot FWD	Returned to Owner	Court Ordered Return	200	200	---	---
Fleeing a Peace Officer	04/07/2023	Motorcycle	2022 Unknown Unknown	Returned to Owner	Court Ordered Return	200	200	---	---
Controlled Substance	05/24/2023	Firearm	Glock - 0.22 Caliber - Pistol	Property Sold	Administrative Forfeiture	225	225	---	---
Controlled Substance	11/16/2023	Vehicle	2003 Saturn Ion	Property Sold	Administrative Forfeiture	272	347	---	---
Controlled Substance	02/01/2023	Vehicle	2011 Chevrolet Malibu	Returned to Owner	Agreement	277	277	---	---
Controlled Substance	11/20/2023	Vehicle	2015 Chevrolet Tahoe	Returned to Owner	Court Ordered Return	280	280	---	---
Controlled Substance	11/16/2023	Vehicle	2003 Ford F150	Property Sold	Administrative Forfeiture	365	371	---	---
Fleeing a Peace Officer	04/17/2023	Vehicle	1998 Dodge Ram	Returned to Owner	Judicial Forfeiture	403	403	---	---
Controlled Substance	06/27/2023	Cash		Property Forwarded	Agreement	549	---	549	---
Controlled Substance	03/23/2023	Cash		Returned to Owner	Administrative Forfeiture	1,941	---	1,941	---
Controlled Substance	12/19/2023	Cash		Returned to Owner	Agreement	2,430	---	2,430	---
Controlled Substance	07/11/2023	Cash		Returned to Owner	Court Ordered Return	2,540	---	2,540	---
Controlled Substance	11/15/2023	Vehicle	2001 Jeep Grand Cherokee 4WD	Property Sold	Administrative Forfeiture	314	299	---	15
DUI-Related	11/16/2023	Vehicle	2007 Kia Sedona	Property Sold	Administrative Forfeiture	323	282	---	41
Controlled Substance	11/16/2023	Vehicle	2000 Toyota Corolla	Property Sold	Administrative Forfeiture	420	378	---	42
DUI-Related	11/16/2023	Vehicle	2003 Honda Odyssey	Property Sold	Administrative Forfeiture	380	304	---	76
Controlled Substance	11/21/2023	Cash		Cash Forfeiture	Administrative Forfeiture	80	---	---	80
Controlled Substance	06/01/2023	Firearm	Marlin - 0.22 Caliber - Rifle	Property Sold	Administrative Forfeiture	97	7	---	90
Controlled Substance	11/16/2023	Vehicle	2004 Oldsmobile Alero	Property Sold	Administrative Forfeiture	357	250	---	107
DUI-Related	11/16/2023	Vehicle	2007 Pontiac Grand Prix	Property Sold	Administrative Forfeiture	558	403	---	155
Controlled Substance	02/10/2023	Cash		Cash Forfeiture	Administrative Forfeiture	167	---	---	167
Controlled Substance	06/01/2023	Firearm	Mossberg - 20 Gauge - Unknown	Property Sold	Administrative Forfeiture	187	7	---	180
Controlled Substance	11/16/2023	Vehicle	1996 Chevrolet Tahoe	Property Sold	Administrative Forfeiture	517	332	---	185
DUI-Related	11/15/2023	Vehicle	2001 Buick Regal	Property Sold	Administrative Forfeiture	495	289	---	206

*When expenses exceed the gross amount received, the net proceeds available for distribution are shown as zero.

Table 2A
Property Seized Subject to State Forfeiture - Final Disposition - 2023
Sorted by Agency and Net Proceeds

Entity and Crime	Disposition Date	Type of Property	Property Detail	Disposition of Property	Basis of Disposition	Gross Sales	Expenses Paid	Amount Returned	Net Proceeds*
Wright County Sheriff's Office (Continued)									
Controlled Substance	03/23/2023	Cash		Cash Forfeiture	Administrative Forfeiture	215	---	---	215
Controlled Substance	05/24/2023	Firearm	Chiappa - 0.22 Caliber - Rifle	Property Sold	Agreement	233	---	---	233
DUI-Related	11/16/2023	Vehicle	2004 Dodge Ram	Property Sold	Administrative Forfeiture	652	397	---	255
Controlled Substance	05/31/2023	Cash		Cash Forfeiture	Administrative Forfeiture	277	---	---	277
Controlled Substance	05/24/2023	Firearm	Glock - 9 Millimeter - Pistol	Property Sold	Agreement	340	7	---	333
Controlled Substance	11/16/2023	Vehicle	2002 Cadillac Escalade AWD	Property Sold	Administrative Forfeiture	697	360	---	337
Controlled Substance	11/28/2023	Cash		Cash Forfeiture	Administrative Forfeiture	389	---	---	389
Controlled Substance	02/10/2023	Cash		Cash Forfeiture	Administrative Forfeiture	400	---	---	400
Controlled Substance	11/15/2023	Vehicle	2006 BMW M3	Property Sold	Administrative Forfeiture	945	332	---	613
Controlled Substance	11/15/2023	Vehicle	2005 Cadillac Escalade AWD	Property Sold	Administrative Forfeiture	990	373	---	617
Controlled Substance	06/01/2023	Firearm	Benelli - 12 Gauge - Shotgun	Property Sold	Administrative Forfeiture	742	---	---	742
Controlled Substance	11/15/2023	Vehicle	2004 Dodge Ram	Property Sold	Administrative Forfeiture	1,170	275	---	895
Controlled Substance	02/10/2023	Cash		Cash Forfeiture	Administrative Forfeiture	1,000	---	---	1,000
DUI-Related	11/15/2023	Vehicle	2006 Saab 9-3	Property Sold	Administrative Forfeiture	1,530	383	---	1,147
Controlled Substance	02/10/2023	Cash		Cash Forfeiture	Administrative Forfeiture	1,196	---	---	1,196
DUI-Related	11/16/2023	Vehicle	2005 Ford F150	Property Sold	Administrative Forfeiture	1,530	299	---	1,231
Controlled Substance	03/23/2023	Cash		Cash Forfeiture	Administrative Forfeiture	1,304	---	---	1,304
Controlled Substance	11/21/2023	Cash		Cash Forfeiture	Court Ordered Return	2,807	---	1,403	1,404
Controlled Substance	11/16/2023	Vehicle	2014 Ford Fusion	Property Sold	Administrative Forfeiture	2,961	328	---	2,633
Controlled Substance	02/10/2023	Cash		Cash Forfeiture	Administrative Forfeiture	2,890	---	---	2,890
Controlled Substance	03/23/2023	Cash		Cash Forfeiture	Administrative Forfeiture	3,150	---	---	3,150
Controlled Substance	02/10/2023	Cash		Cash Forfeiture	Administrative Forfeiture	3,445	---	---	3,445
Controlled Substance	02/10/2023	Cash		Cash Forfeiture	Administrative Forfeiture	3,498	---	---	3,498
Controlled Substance	11/28/2023	Cash		Cash Forfeiture	Administrative Forfeiture	4,223	---	---	4,223
Controlled Substance	12/26/2023	Cash		Cash Forfeiture	Administrative Forfeiture	4,964	---	---	4,964
Controlled Substance	12/07/2023	Cash		Cash Forfeiture	Administrative Forfeiture	10,300	---	5,150	5,150
Controlled Substance	02/10/2023	Cash		Cash Forfeiture	Administrative Forfeiture	6,000	---	---	6,000
Controlled Substance	02/10/2023	Cash		Cash Forfeiture	Administrative Forfeiture	6,425	---	---	6,425
Agency Total						\$77,850	\$10,379	\$19,878	\$56,310

*When expenses exceed the gross amount received, the net proceeds available for distribution are shown as zero.

Table 2A
Property Seized Subject to State Forfeiture - Final Disposition - 2023
Sorted by Agency and Net Proceeds

Entity and Crime	Disposition Date	Type of Property	Property Detail	Disposition of Property	Basis of Disposition	Gross Sales	Expenses Paid	Amount Returned	Net Proceeds*
Wyoming Police Department									
Fleeing a Peace Officer	12/18/2023	Vehicle	2018 Chevrolet Tahoe	Returned to Owner	Agreement	---	---	---	---
DUI-Related	04/07/2023	Vehicle	1995 Toyota Corolla	Salvage Yard	Administrative Forfeiture	150	306	---	---
DUI-Related	04/03/2023	Vehicle	1995 Nissan Leaf	Property Sold	Administrative Forfeiture	180	119	---	61
Agency Total						\$330	\$425	\$---	\$61
Yellow Medicine County Sheriff's Office									
DUI-Related	06/09/2023	Vehicle	2001 Dodge Ram	Property Sold	Administrative Forfeiture	200	203	---	---
Controlled Substance	06/09/2023	Cash		Cash Forfeiture	Administrative Forfeiture	339	349	---	---
Controlled Substance	12/14/2023	Cash		Cash Forfeiture	Administrative Forfeiture	593	---	---	593
Agency Total						\$1,132	\$552	\$---	\$593
Zumbrota Police Department									
DUI-Related	03/15/2023	Vehicle	2006 Ford Taurus	Property Sold	Administrative Forfeiture	440	2,088	---	---
Agency Total						\$440	\$2,088	\$---	\$---
Total for All Jurisdictions						\$6,186,943	\$1,273,349	\$931,807	\$4,392,712

*When expenses exceed the gross amount received, the net proceeds available for distribution are shown as zero.

163

Entity and Crime	Disposition Date	Type of Property	Property Detail	Disposition of Property	Basis of Disposition	Federalization Process	Type of Conviction	Forfeiture Initiation	Equitable Sharing Progam-Amount Received
Anoka-Hennepin Drug Task Force (Continued)									
Controlled Substance, IRS	05/01/2023	Cash		Cash Forfeiture	Summary Forfeiture	Joint Task Force	Not Applicable	Judicial	61,882
Agency Total									\$61,882
Bloomington Police Department (Continued)									
21 U.S. Code § 881	04/20/2023	Cash		Cash Forfeiture	Administrative Forfeiture	Joint Task Force	Plea Agreement	Administrative	1,338
21 U.S. Code § 881	08/24/2023	Cash		Cash Forfeiture	Judicial Forfeiture	Joint Task Force	Plea Agreement	Judicial	76,767
Agency Total									\$78,105
Bureau of Criminal Apprehension (Continued)									
21 U.S. Code § 841(a)(1)	01/24/2023	Vehicle	2004 GMC Sierra K15	Property Sold	Judicial Forfeiture	Joint Task Force	Plea Agreement	Judicial	614
21 U.S. Code § 841(a)(1)	08/24/2023	Jewelry		Property Sold	Judicial Forfeiture	Joint Task Force	Plea Agreement	Judicial	804
21 U.S. Code § 841(a)(1)	04/20/2023	Cash		Cash Forfeiture	Judicial Forfeiture	Joint Task Force	Plea Agreement	Judicial	1,150
21 U.S. Code § 841(a)(1)	01/24/2023	Cash		Cash Forfeiture	Administrative Forfeiture	Joint Task Force	Not Applicable	Administrative	2,606
21 U.S. Code § 841(a)(1)	04/20/2023	Cash		Cash Forfeiture	Administrative Forfeiture	Joint Task Force	Plea Agreement	Administrative	4,270
21 U.S. Code § 841(a)(1)	04/20/2023	Cash		Cash Forfeiture	Administrative Forfeiture	Joint Task Force	Plea Agreement	Administrative	4,914
21 U.S. Code § 841(a)(1)	08/24/2023	House		Property Sold	Judicial Forfeiture	Joint Task Force	Plea Agreement	Judicial	6,248
21 U.S. Code § 841(a)(1)	06/23/2023	Cash		Cash Forfeiture	Administrative Forfeiture	Joint Task Force	Plea Agreement	Administrative	12,564
21 U.S. Code § 841(a)(1)	01/24/2023	Cash		Cash Forfeiture	Administrative Forfeiture	Joint Task Force	Plea Agreement	Administrative	15,032
21 U.S. Code § 841(a)(1)	08/08/2023	Cash		Cash Forfeiture	Judicial Forfeiture	Joint Task Force	Plea Agreement	Judicial	16,851
21 U.S. Code § 841(a)(1)	08/08/2023	Cash		Cash Forfeiture	Judicial Forfeiture	Joint Task Force	Plea Agreement	Judicial	76,767
Agency Total									\$141,820
Dakota County Drug Task Force (Continued)									
21 U.S. Code § 841(a)(1)	03/15/2023	Cash		Property Forwarded	Administrative Forfeiture	Joint Task Force	Not Applicable	Administrative	3,325
21 U.S. Code § 841(a)(1)	12/20/2023	Cash		Property Forwarded	Administrative Forfeiture	Joint Task Force	Not Applicable	Administrative	4,823
21 U.S. Code § 841(a)(1)	09/27/2023	Cash		Property Forwarded	Administrative Forfeiture	Joint Task Force	Not Applicable	Administrative	7,770
21 U.S. Code § 841(a)(1)	09/27/2023	Cash		Property Forwarded	Administrative Forfeiture	Joint Task Force	Not Applicable	Administrative	10,220
21 U.S. Code § 846	09/12/2023	Cash		Property Forwarded	Administrative Forfeiture	Joint Task Force	Not Applicable	Administrative	15,000
21 U.S. Code § 846	09/12/2023	Cash		Property Forwarded	Administrative Forfeiture	Joint Task Force	Not Applicable	Administrative	21,000
21 U.S. Code § 881	12/31/2023	Cash		Cash Forfeiture	Administrative Forfeiture	Joint Task Force	Not Applicable	Administrative	44,290
Agency Total									\$106,428

164

Entity and Crime	Disposition Date	Type of Property	Property Detail	Disposition of Property	Basis of Disposition	Federalization Process	Type of Conviction	Forfeiture Initiation	Equitable Sharing Program-Amount Received
East Central Drug Task Force (Continued)									
21 U.S. Code § 841(a)(1), 841(b)(1)(A)	01/24/2023	Cash		Cash Forfeiture	Administrative Forfeiture	Adoption	Plea Agreement	Administrative	4,596
21 U.S. Code § 841(a)(1),841(b)(1)(A)	04/21/2023	Cash		Cash Forfeiture	Administrative Forfeiture	Adoption	Plea Agreement	Administrative	8,053
21 U.S. Code § 841(a)(1),841(b)(1)(A)	01/24/2023	Cash		Cash Forfeiture	Administrative Forfeiture	Adoption	Plea Agreement	Administrative	17,450
21 U.S. Code § 841(a)(1), 841(b)(1)(A)	11/15/2023	Cash		Cash Forfeiture	Administrative Forfeiture	Adoption	Not Applicable	Administrative	18,638
Agency Total									\$48,737
Metropolitan Airports Commission Police Department (Continued)									
21 U.S. Code § 881(6)	02/27/2023	Cash		Cash Forfeiture	Administrative Forfeiture	Joint Task Force	Not Applicable	Administrative	900
21 U.S. Code § 881(6)	04/20/2023	Cash		Cash Forfeiture	Administrative Forfeiture	Joint Task Force	Plea Agreement	Administrative	1,012
21 U.S. Code § 881(6)	01/12/2023	Cash		Cash Forfeiture	Administrative Forfeiture	Joint Task Force	Not Applicable	Administrative	1,315
21 U.S. Code § 881(4)	01/24/2023	Vehicle	2015 Ford F250	Property Sold	Administrative Forfeiture	Joint Task Force	Not Applicable	Administrative	1,629
21 U.S. Code § 881(6)	08/24/2023	Cash		Cash Forfeiture	Judicial Forfeiture	Joint Task Force	Plea Agreement	Judicial	1,798
21 U.S. Code § 881(6)	08/08/2023	Cash		Cash Forfeiture	Administrative Forfeiture	Joint Task Force	Not Applicable	Administrative	1,974
21 U.S. Code § 881(6)	04/21/2023	Cash		Cash Forfeiture	Administrative Forfeiture	Joint Task Force	Not Applicable	Administrative	2,424
21 U.S. Code § 881(6)	08/24/2023	Cash		Cash Forfeiture	Judicial Forfeiture	Joint Task Force	Plea Agreement	Judicial	2,681
21 U.S. Code § 881(6)	04/21/2023	Cash		Cash Forfeiture	Judicial Forfeiture	Joint Task Force	Plea Agreement	Judicial	2,712
21 U.S. Code § 881(6)	01/24/2023	Cash		Cash Forfeiture	Administrative Forfeiture	Joint Task Force	Not Applicable	Administrative	2,895
21 U.S. Code § 881(6)	02/17/2023	Cash		Cash Forfeiture	Administrative Forfeiture	Joint Task Force	Not Applicable	Administrative	3,295
21 U.S. Code § 881(6)	01/24/2023	Cash		Cash Forfeiture	Administrative Forfeiture	Joint Task Force	Not Applicable	Administrative	4,492
21 U.S. Code § 881(6)	07/24/2023	Cash		Cash Forfeiture	Administrative Forfeiture	Joint Task Force	Not Applicable	Administrative	4,500
21 U.S. Code § 881(6)	04/21/2023	Cash		Cash Forfeiture	Judicial Forfeiture	Joint Task Force	Plea Agreement	Judicial	4,826
21 U.S. Code § 881(6)	01/24/2023	Cash		Cash Forfeiture	Administrative Forfeiture	Joint Task Force	Not Applicable	Administrative	5,014
21 U.S. Code § 881(6)	08/08/2023	Cash		Cash Forfeiture	Administrative Forfeiture	Joint Task Force	Not Applicable	Administrative	8,839
21 U.S. Code § 881(6)	06/23/2023	Cash		Cash Forfeiture	Administrative Forfeiture	Joint Task Force	Not Applicable	Administrative	9,108
21 U.S. Code § 881(6)	06/22/2023	Cash		Cash Forfeiture	Administrative Forfeiture	Joint Task Force	Not Applicable	Administrative	11,846
21 U.S. Code § 881(6)	02/17/2023	Cash		Cash Forfeiture	Administrative Forfeiture	Joint Task Force	Not Applicable	Administrative	14,656
21 U.S. Code § 881(6)	06/23/2023	Cash		Cash Forfeiture	Administrative Forfeiture	Joint Task Force	Not Applicable	Administrative	15,479
21 U.S. Code § 881(6)	12/15/2023	Cash		Cash Forfeiture	Administrative Forfeiture	Joint Task Force	Not Applicable	Administrative	15,787
21 U.S. Code § 881(6)	09/22/2023	Cash		Cash Forfeiture	Administrative Forfeiture	Joint Task Force	Not Applicable	Administrative	18,037
21 U.S. Code § 881(6)	08/24/2023	Cash		Cash Forfeiture	Administrative Forfeiture	Joint Task Force	Not Applicable	Administrative	20,268
21 U.S. Code § 881(6)	08/24/2023	Cash		Cash Forfeiture	Judicial Forfeiture	Joint Task Force	Plea Agreement	Judicial	31,240
21 U.S. Code § 881(6)	09/26/2023	Cash		Cash Forfeiture	Administrative Forfeiture	Joint Task Force	Not Applicable	Administrative	34,890
Agency Total									\$221,617

165

Entity and Crime	Disposition Date	Type of Property	Property Detail	Disposition of Property	Basis of Disposition	Federalization Process	Type of Conviction	Forfeiture Initiation	Equitable Sharing Progam-Amount Received
Minnesota State Patrol (Continued)									
21usc881	01/24/2023	Cash	2015 Ford F350	Property Forwarded	Administrative Forfeiture	Joint Task Force	Not Applicable	Administrative	580
21 U.S. Code § 881	08/24/2023	Jewelry		Property Forwarded	Administrative Forfeiture	Joint Task Force	Not Applicable	Judicial	805
21 U.S. Code § 881	01/24/2023	Cash		Property Forwarded	Administrative Forfeiture	Joint Task Force	Not Applicable	Administrative	1,433
21 U.S. Code § 881	04/20/2023	Cash		Property Forwarded	Administrative Forfeiture	Joint Task Force	Not Applicable	Administrative	2,425
21 U.S. Code § 881	04/20/2023	Cash		Property Forwarded	Administrative Forfeiture	Joint Task Force	Not Applicable	Administrative	2,713
21 U.S. Code § 881	02/17/2023	Cash		Property Forwarded	Administrative Forfeiture	Joint Task Force	Not Applicable	Administrative	3,296
21 U.S. Code § 881	08/08/2023	Cash		Property Forwarded	Administrative Forfeiture	Joint Task Force	Not Applicable	Administrative	3,400
21 U.S. Code § 881	04/21/2023	Cash		Property Forwarded	Administrative Forfeiture	Joint Task Force	Not Applicable	Administrative	3,730
21 U.S. Code § 881	01/24/2023	Cash		Property Forwarded	Administrative Forfeiture	Joint Task Force	Not Applicable	Administrative	4,493
21 U.S. Code § 881	06/23/2023	Cash		Property Forwarded	Administrative Forfeiture	Joint Task Force	Not Applicable	Judicial	9,109
21 U.S. Code § 881	08/08/2023	Cash		Property Forwarded	Administrative Forfeiture	Joint Task Force	Not Applicable	Administrative	9,872
21 U.S. Code § 881	01/24/2023	Vehicle		Property Forwarded	Administrative Forfeiture	Joint Task Force	Not Applicable	Administrative	11,401
21 U.S. Code § 881	08/25/2023	Cash		Property Forwarded	Administrative Forfeiture	Joint Task Force	Not Applicable	Administrative	13,901
21 U.S. Code § 881	06/23/2023	Cash		Property Forwarded	Administrative Forfeiture	Joint Task Force	Not Applicable	Administrative	14,040
21 U.S. Code § 881	06/23/2023	Cash		Property Forwarded	Administrative Forfeiture	Joint Task Force	Not Applicable	Administrative	17,825
21 U.S. Code § 881	08/24/2023	House		Property Forwarded	Administrative Forfeiture	Joint Task Force	Not Applicable	Judicial	24,993
21 U.S. Code § 881	02/17/2023	Cash		Property Forwarded	Administrative Forfeiture	Joint Task Force	Not Applicable	Administrative	30,086
Agency Total									\$154,102
Moorhead Police Department (Continued)									
21 U.S. Code § 812	06/06/2023	Cash		Property Forwarded	Administrative Forfeiture	Adoption	Plea Agreement	Administrative	1,544
21 U.S. Code § 812	12/14/2023	Cash		Property Forwarded	Administrative Forfeiture	Adoption	Plea Agreement	Administrative	4,340
21 U.S. Code § 812	03/17/2023	Cash		Property Forwarded	Administrative Forfeiture	Joint Task Force	Plea Agreement	Administrative	11,238
Agency Total									\$17,122
Washington County Narcotics Task Force (Continued)									
21 U.S. Code § 841(a)(1)	08/24/2023	Boat	2013 Apex Marine 820	Property Sold	Judicial Forfeiture	Joint Task Force	Plea Agreement	Administrative	866
21 U.S. Code § 841(a)(1)	08/24/2023	Other		Property Sold	Judicial Forfeiture	Joint Task Force	Plea Agreement	Administrative	3,776
21 U.S. Code § 841(a)(1)	08/24/2023	Jewelry		Property Sold	Judicial Forfeiture	Joint Task Force	Plea Agreement	Administrative	5,898
21 U.S. Code § 841(a)(1)	08/24/2023	House		Property Sold	Judicial Forfeiture	Joint Task Force	Plea Agreement	Administrative	37,488
Agency Total									\$48,028

Table 2B
Property Seized Subject to Federal Forfeiture - Final Disposition - 2023
Sorted by Agency and Net Proceeds

Entity and Crime	Disposition Date	Type of Property	Property Detail	Disposition of Property	Basis of Disposition	Federalization Process	Type of Conviction	Forfeiture Initiation	Equitable Sharing Program-Amount Received
Washington County Sheriff's Office (Continued)									
21 U.S. Code § 881	01/24/2023	Cash		Cash Forfeiture	Administrative Forfeiture	Joint Task Force	Plea Agreement	Administrative	978
21 U.S. Code § 841(a)(1)	08/15/2023	Cash		Cash Forfeiture	Judicial Forfeiture	Joint Task Force	Not Applicable	Administrative	3,370
21 U.S. Code § 881	01/24/2023	Cash		Cash Forfeiture	Administrative Forfeiture	Joint Task Force	Plea Agreement	Administrative	14,502
Agency Total									\$18,850
West Metro Drug Task Force (Continued)									
21 U.S. Code § 881	02/09/2023	Vehicle	2004 GMC Sierra 1500	Property Sold	Administrative Forfeiture	Adoption	Plea Agreement	Administrative	615
Agency Total									\$615
Total for All Jurisdictions									\$897,306

Table 3A
Summary of State Forfeiture Activity by Agency - 2023
Sorted by Agency

Agency Name	Gross Sales Value (\$)	Expenses Paid (\$)	Amount Returned (\$)	Net Proceeds (\$)	Number of Forfeiture Incidents
Adrian Police Department	7,900	2,875	---	5,025	1
Aitkin County Sheriff's Office	9,726	4,853	---	7,001	10
Aitkin Police Department	11,425	16,236	---	225	7
Aitkin-Itasca-Mille Lacs Violent Crimes Enforcement Team	39,565	804	341	38,420	15
Albert Lea Police Department	17,695	564	736	16,395	14
Annandale Police Department	1,650	695	---	955	1
Anoka County Sheriff's Office	2,985	---	508	2,477	4
Anoka Police Department	8,841	771	---	8,070	5
Anoka-Hennepin Drug Task Force	127,648	---	11,256	116,392	15
Appleton Police Department	2,393	1,408	---	985	4
Arlington Police Department	11,900	472	---	11,428	1
Austin Police Department	27,267	2,374	---	24,893	13
Baxter Police Department	12,245	540	5,356	6,349	14
Becker County Sheriff's Office	4,370	3,009	---	1,361	11
Becker Police Department	284	---	---	284	1
Belgrade Brooten Police Board	1,750	293	---	1,457	2
Belle Plaine Police Department	500	---	---	500	10
Beltrami County Sheriff's Office	13,414	1,001	4,854	7,559	14
Bemidji Police Department	5,990	1,490	---	4,500	6
Benson Police Department	2,295	48,760	---	---	5
Benton County Sheriff's Office	1,100	---	---	1,100	1
Big Lake Police Department	70,280	2,147	15,000	53,768	4
Big Stone County Sheriff's Office	19,593	3,685	---	16,133	10
Blaine Police Department	40,380	4,501	500	35,379	14
Bloomington Police Department	72,146	15,044	5,135	52,732	49
Blue Earth County Sheriff's Office	1,026	---	1,026	---	1
Blue Earth Police Department	1,060	134	---	926	1
Brainerd Police Department	16,266	470	4,110	11,721	16
Breckenridge Police Department	4,531	1,192	3,339	---	3
Brooklyn Center Police Department	20,825	---	---	20,825	5
Brooklyn Park Police Department	5,170	410	---	4,885	8
Brown-Lyon-Redwood-Renville Drug Task Force	114,837	875	41,548	72,414	10
Buffalo Police Department	23,205	1,427	1,263	20,562	14
Buffalo Ridge Drug Task Force	14,100	1,089	---	13,011	20
Burnsville Police Department	2,875	2,106	---	769	1
Cannon Falls Police Department	1,650	1,650	---	---	4
Cannon River Drug and Violent Offender Task Force	139,212	9,263	367	129,582	56

Table 3A
Summary of State Forfeiture Activity by Agency - 2023
Sorted by Agency

Agency Name	Gross Sales Value (\$)	Expenses Paid (\$)	Amount Returned (\$)	Net Proceeds (\$)	Number of Forfeiture Incidents
Carlton County Sheriff's Office	1,576	758	---	968	4
Carver County Sheriff's Office	7,639	2,787	1,290	3,562	6
Cass County Sheriff's Office	4,540	---	---	4,540	3
CEE-VI Drug Task Force	169,690	285	6,778	162,912	100
Centennial Lakes Police Department	852	660	---	192	5
Central Minnesota Violent Offenders Task Force	98,533	---	2,452	96,081	28
Champlin Police Department	8,300	1,335	---	6,965	6
Chippewa County Sheriff's Office	3,601	607	---	2,994	1
Chisago County Sheriff's Office	15,502	700	---	14,802	3
Clay County Sheriff's Office	9,215	2,138	---	7,096	9
Clearwater County Sheriff's Office	8,321	8,321	---	---	3
Cloquet Police Department	5,343	480	---	4,863	5
Cold Spring Police Department	3,070	458	---	2,612	3
Coon Rapids Police Department	25,220	25,561	---	7,913	43
Corcoran Police Department	500	880	---	---	1
Cottage Grove Police Department	13,321	2,565	202	10,752	18
Crow Wing County Sheriff's Office	9,091	---	1,850	7,241	9
Crystal Police Department	1,800	600	---	1,200	2
Dakota County Drug Task Force	226,672	13,555	9,412	209,418	70
Dakota County Sheriff's Office	7,650	3,572	---	4,402	7
Dayton Police Department	3,540	1,666	---	1,874	1
Detroit Lakes Police Department	22,062	270	---	21,792	11
Dilworth Police Department	250	250	---	---	6
Dodge County Sheriff's Office	4,400	4,690	---	---	5
Douglas County Sheriff's Office	30,642	8,324	2,500	19,913	25
Duluth Police Department	23,357	11,535	---	11,975	22
Eagan Police Department	32,028	18,494	---	13,534	9
East Central Drug Task Force	14,719	---	4,000	10,719	3
East Grand Forks Police Department	35,371	14,714	---	20,657	13
East Metro Sex Trafficking Task Force	15,673	---	---	15,673	3
Eden Prairie Police Department	11,194	20,085	---	3,803	12
Edina Police Department	42,399	6,726	---	36,218	35
Elk River Police Department	2,533	882	1,409	377	5
Elko New Market Police Department	6,274	2,465	---	3,809	5
Ely Police Department	275	251	---	24	1
Eveleth Police Department	---	---	---	---	1
Fairmont Police Department	1,050	230	500	320	4

Table 3A
Summary of State Forfeiture Activity by Agency - 2023
Sorted by Agency

Agency Name	Gross Sales Value (\$)	Expenses Paid (\$)	Amount Returned (\$)	Net Proceeds (\$)	Number of Forfeiture Incidents
Faribault Police Department	3,500	160	---	3,340	4
Fergus Falls Police Department	8,686	1,087	291	7,308	11
Fillmore County Sheriff's Office	210	210	---	---	1
Freeborn County Sheriff's Office	4,531	1,064	---	3,467	8
Fridley Police Department	12,066	4,980	---	7,299	10
Gaylord Police Department	350	105	---	245	2
Glencoe Police Department	13,395	2,885	1,575	8,985	11
Glyndon Police Department	10,330	750	---	9,580	2
Golden Valley Police Department	---	---	---	---	1
Goodhue County Sheriff's Office	7,500	27	---	7,473	1
Goodhue Police Department	4,025	---	---	4,025	1
Grand Rapids Police Department	22,100	4,431	---	18,157	10
Granite Falls Police Department	10,266	701	---	9,565	6
Grant County Sheriff's Office	2,100	586	---	1,599	2
Hastings Police Department	5,600	861	---	4,774	10
Hawley Police Department	4,500	---	4,500	---	1
Hector Police Department	6,949	9,900	---	2,830	3
Hennepin County Sheriff's Office	400	20	---	380	4
Hennepin County Violent Offenders Task Force	236,143	---	102,295	133,848	53
Hermantown Police Department	6,379	---	---	6,379	3
Hibbing Police Department	10,002	2,047	---	8,097	19
Hopkins Police Department	2,750	372	---	2,515	6
Houston County Sheriff's Office	1,285	607	---	678	1
Hubbard County Sheriff's Office	39,384	8,223	1,700	31,365	40
International Falls Police Department	11,143	903	---	10,240	12
Inver Grove Heights Public Safety Department	10,415	3,709	---	6,706	7
Isanti County Sheriff's Office	300	200	---	100	1
Isanti Police Department	2,959	1,327	---	2,084	3
Itasca County Sheriff's Office	1,045	---	---	1,045	2
Janesville Police Department	8,607	69,320	---	3,072	7
Jordan Police Department	9,450	2,531	---	8,962	11
Kanabec County Sheriff's Office	36,233	3,119	1,180	32,115	21
Kandiyohi County Sheriff's Office	1,618	2,205	---	---	9
Keewatin Police Department	3,145	426	---	2,719	2
Lac qui Parle County Sheriff's Office	5,793	6,061	---	280	4
Lake Crystal Police Department	1,960	---	---	1,960	1
Lake Superior Drug and Violent Crime Task Force	133,931	---	3,246	130,685	27

Table 3A
Summary of State Forfeiture Activity by Agency - 2023
Sorted by Agency

Agency Name	Gross Sales Value (\$)	Expenses Paid (\$)	Amount Returned (\$)	Net Proceeds (\$)	Number of Forfeiture Incidents
Lakes Area Drug Investigative Division	22,802	---	4,637	18,165	13
Lakes Area Police District	1,195	195	---	1,000	1
Le Sueur County Sheriff's Office	927	427	---	500	1
Le Sueur Police Department	800	180	---	620	2
Lino Lakes Police Department	28,135	5,363	1,366	22,932	24
Long Prairie Police Department	300	---	300	---	1
Lonsdale Police Department	1,908	757	---	1,151	1
Lyon County Sheriff's Office	19,533	640	---	18,893	4
Mahnomen County Sheriff's Office	5,061	324	---	4,737	6
Mankato Department of Public Safety	18,417	1,910	---	16,507	7
Maple Grove Police Department	79,407	125	---	79,282	14
Maplewood Police Department	400	---	---	400	1
Marshall County Sheriff's Office	1,500	450	---	1,050	1
Marshall Police Department	10,698	385	---	10,313	5
Martin County Sheriff's Office	4,450	240	---	4,210	1
McLeod County Sheriff's Office	8,554	420	---	8,134	5
Medina Police Department	19,250	1,308	---	17,978	3
Meeker County Sheriff's Office	---	---	---	---	4
Mendota Heights Police Department	5,205	2,458	---	3,122	4
Milaca Police Department	9,950	---	---	9,950	3
Mille Lacs County Sheriff's Office	52,049	4,208	---	47,890	32
Mille Lacs Tribal Police Department	16,870	565	---	16,305	14
Minneapolis Park Police Department	800	80	---	720	2
Minneapolis Police Department	157,375	---	10,000	151,552	167
Minnesota River Valley Drug Task Force	21,322	596	2,100	18,626	16
Minnesota State Patrol	926,246	536,367	189,157	384,965	1011
Minnetonka Police Department	67,811	7,721	20,000	42,435	11
Minnetrista Public Safety Department	225	441	---	---	2
Moorhead Police Department	195,869	4,478	109,642	81,749	17
Morrison County Sheriff's Office	3,214	208	---	3,006	3
Mounds View Police Department	12,010	4,289	---	7,721	14
Mower County Sheriff's Office	4,575	741	---	3,834	4
Murray County Sheriff's Office	9,316	---	9,316	---	1
Nashwauk Police Department	25,908	1,313	---	24,595	2
New Brighton Department of Public Safety	5	120	---	---	2
New Prague Police Department	9,775	---	2,932	6,843	2
New Ulm Police Department	47,652	32,450	---	15,933	11

Table 3A
Summary of State Forfeiture Activity by Agency - 2023
Sorted by Agency

Agency Name	Gross Sales Value (\$)	Expenses Paid (\$)	Amount Returned (\$)	Net Proceeds (\$)	Number of Forfeiture Incidents
Nicollet County Sheriff's Office	19,745	1,337	---	18,424	14
Nisswa Police Department	604	312	---	320	4
North Mankato Police Department	6,761	1,781	2,555	2,425	3
North Saint Paul Police Department	881	---	---	881	3
Northwest Metro Drug Task Force	234,921	1,229	46,434	204,918	24
Oakdale Police Department	13,465	---	---	13,465	4
Olivia Police Department	10,420	7,347	---	4,920	3
Olmsted County Sheriff's Office	5,764	1,750	---	4,227	12
Onamia Police Department	200	55	---	145	1
Otter Tail County Sheriff's Office	73,390	5,215	22,574	46,299	35
Owatonna Police Department	18,384	12,179	---	7,919	18
Paul Bunyan Drug Task Force	131,469	1,254	46,597	83,618	71
Paynesville Police Department	25,301	10,736	---	14,565	4
Pequot Lakes Police Department	---	---	---	---	1
Pine County Sheriff's Office	12,907	965	615	11,952	4
Pine to Prairie Drug Task Force	63,708	27,372	---	36,336	23
Plymouth Police Department	13,970	5,236	---	8,734	5
Polk County Sheriff's Office	5,247	1,300	---	3,949	19
Prairie Island Indian Community Police	1,425	2,085	---	---	5
Princeton Police Department	5,320	1,970	---	3,425	5
Prior Lake Police Department	11,917	---	---	11,917	10
Ramsey County Sheriff's Office	19,667	18,798	261	608	21
Ramsey County Violent Crime Enforcement Team	43,813	4,200	16,686	22,927	10
Ramsey Police Department	10,724	5,784	---	6,669	11
Red Wing Police Department	1,560	401	---	1,159	4
Redwood County Sheriff's Office	---	---	---	---	3
Redwood Falls Police Department	---	619	---	---	4
Renville County Sheriff's Office	1,950	9,971	---	---	3
Rice County Sheriff's Office	4,780	348	2,752	1,680	6
Richfield Police Department	8,136	---	---	8,136	7
Robbinsdale Police Department	4,900	2,900	---	2,000	7
Rochester Police Department	23,772	276	---	23,496	10
Rock County Sheriff's Office	---	---	354	---	1
Rogers Police Department	762	262	---	500	2
Rosemount Police Department	---	---	---	---	1
Saint Anthony Police Department	11,260	2,209	---	9,051	5
Saint Cloud Police Department	50,208	7,368	5,286	37,607	115

Table 3A
Summary of State Forfeiture Activity by Agency - 2023
Sorted by Agency

Agency Name	Gross Sales Value (\$)	Expenses Paid (\$)	Amount Returned (\$)	Net Proceeds (\$)	Number of Forfeiture Incidents
Saint Francis Police Department	7,178	---	---	7,178	3
Saint James Police Department	7,800	480	2,250	5,250	2
Saint Joseph Police Department	315	---	---	315	1
Saint Louis County Sheriff's Office	10,717	1,708	---	9,009	8
Saint Louis Park Police Department	---	---	---	---	1
Saint Paul Park Police Department	11,000	---	---	11,000	1
Saint Paul Police Department	149,434	11,604	78,126	59,704	64
Saint Peter Police Department	---	---	---	---	1
Sartell Police Department	2,869	1,480	---	1,389	5
Sauk Centre Police Department	45,385	254	---	45,131	3
Savage Police Department	50,929	10,938	15,825	25,896	20
Scott County Sheriff's Office	76,532	10,034	---	68,081	33
Sebek Police Department	6,050	250	---	5,800	2
Shakopee Police Department	28,634	3,837	---	24,797	47
Sherburne County Sheriff's Office	3,528	684	675	2,169	7
South Central Drug Investigation Unit	5,979	1,460	---	5,654	4
South Lake Minnetonka Police Department	9,116	2,273	---	7,241	4
Southeast Minnesota Violent Crime Enforcement Team	183,828	7,268	52,779	128,001	66
Southwest Hennepin Drug Task Force	68,922	---	445	68,477	58
Southwest Metro Drug Task Force	78,041	---	3,523	74,518	44
Spring Lake Park Police Department	1,100	575	---	525	1
Staples Police Department	5,370	---	---	5,370	6
Starbuck Police Department	---	---	---	---	1
Stearns County Sheriff's Office	8,730	3,068	---	5,662	19
Steele County Sheriff's Office	9,887	2,779	---	7,210	6
Swift County Sheriff's Office	10,983	---	---	10,983	2
Thief River Falls Police Department	3,111	240	---	2,871	9
Three Rivers Park District Police Department	2,056	771	---	1,285	1
Todd County Sheriff's Office	9,990	2,560	3,590	3,860	24
Virginia Police Department	24,673	2,825	---	22,010	13
Wabasha Police Department	9,420	200	---	9,220	2
Wadena County Sheriff's Office	7,968	---	40	7,928	5
Wadena Police Department	10,883	1,603	---	9,280	4
Waseca County Sheriff's Office	5,463	489	---	4,974	4
Waseca Police Department	800	800	---	---	3
Washington County Narcotics Task Force	13,151	840	---	12,362	10
Washington County Sheriff's Office	42,889	7,862	6,974	28,619	32

Table 3A
Summary of State Forfeiture Activity by Agency - 2023
Sorted by Agency

Agency Name	Gross Sales Value (\$)	Expenses Paid (\$)	Amount Returned (\$)	Net Proceeds (\$)	Number of Forfeiture Incidents
Watonwan County Sheriff's Office	6,600	1,534	---	5,066	3
West Central Minnesota Drug and Violent Crime Task Force	43,056	---	4,000	39,056	7
West Hennepin Public Safety Department	465	620	---	---	2
West Metro Drug Task Force	43,335	---	7,195	36,140	13
West Saint Paul Police Department	8,511	1,583	---	7,610	38
White Bear Lake Police Department	7,052	3,480	---	3,672	14
Wilkin County Sheriff's Office	---	---	---	---	1
Willmar Police Department	6,114	---	---	6,114	2
Windom Police Department	35	---	---	35	1
Winnebago Public Safety	---	---	---	---	1
Winona County Sheriff's Office	10,984	484	---	10,500	5
Winsted Police Department	1,014	289	---	778	2
Winthrop Police Department	3,220	---	2,164	1,056	2
Woodbury Police Department	42,287	10,699	---	31,588	24
Worthington Police Department	31,590	5,517	260	25,813	24
Wright County Sheriff's Office	77,850	10,379	19,878	56,310	69
Wyoming Police Department	330	425	---	61	3
Yellow Medicine County Sheriff's Office	1,132	552	---	593	3
Zumbrota Police Department	440	2,088	---	---	1
Total for All Jurisdictions	\$6,186,943	\$1,273,349	\$931,807	\$4,392,712	3,795

Table 3B
Summary of Federal Forfeiture Activity by Agency - 2023
Sorted by Agency

Agency Name	Equitable Sharing Program - Amount Received (\$)	Number of Forfeiture Incidents
Anoka-Hennepin Drug Task Force	61,882	1
Bloomington Police Department	78,105	2
Bureau of Criminal Apprehension	141,820	11
Dakota County Drug Task Force	106,428	7
East Central Drug Task Force	48,737	4
Metropolitan Airports Commission Police Department	221,617	25
Minnesota State Patrol	154,102	17
Moorhead Police Department	17,122	3
Washington County Narcotics Task Force	48,028	4
Washington County Sheriff's Office	18,850	3
West Metro Drug Task Force	615	1
Total for All Jurisdictions	\$897,306	78

Table 4
Summary of Forfeiture Expenditures -2022 and 2023

	2022	2023	Percent Change (%)
Expenditures			
Amount Received in the Previous Year	\$ 10,385,337	\$6,366,450	-39%
Expenditure Categories			
Crime Prevention	\$ 89,975	\$90,728	1%
Victim Reparations	\$ 23,296	18,755	-19%
Expolited Youth Programs	\$ 1,029	20,261	1869%
Trafficking Victim Programs	\$ 100,000	-	-100%
Investigation Costs	\$ 302,807	345,368	14%
Court Costs	\$ 320,889	308,486	-4%
Salaries	\$ 1,377,027	1,232,118	-11%
Professional Services	\$ 1,006,178	643,844	-36%
Travel	\$ 150,148	193,296	29%
Training	\$ 419,545	251,764	-40%
Other Operating Expenses	\$ 913,704	923,082	1%
Capital Expenditures	\$ 2,948,770	2,559,738	-13%
Non-Profit or Other Programs	\$ 232,742	98,586	-58%
Other Expenditures	\$ 651,959	409,842	-37%
Total Expenditures	\$ 8,538,069	\$7,095,868	-17%
Estimated Value of All Held Property	\$ 10,855,458	\$10,157,548	-6%
Year-End Balance	\$ 28,261,945	\$27,716,114	-2%

Table 5
Detailed Forfeiture Expenditures - 2023
Sorted by Agency

Ada Police Department

Expenditures	2022 Expenditures	2023* Expenditures	Percent Change (\$)
Amount Received in the Previous Year	\$---	\$---	---
Expenditure Categories			
Crime Prevention	\$---	\$---	---
Victim Reparations	---	---	---
Exploited Youth Programs	---	---	---
Trafficking Victim Programs	---	---	---
Investigation Costs	---	---	---
Court Costs	---	---	---
Salaries	---	---	---
Professional Services	---	---	---
Travel	---	---	---
Training	---	---	---
Other Operating Expenses	---	---	---
Capital Expenditures	---	---	---
Non-Profit or Other Programs	---	---	---
Other Expenditures	---	---	---
Total Expenditures	\$---	\$---	---
Estimated Value of All Held Property	---	\$---	---
Year-End Balance	---	\$---	---

*Entity with no data in 2022 and 2023 has no expenditures to report.

Adrian Police Department

Expenditures	2022 Expenditures	2023* Expenditures	Percent Change (\$)
Amount Received in the Previous Year	\$---	\$5,025	---
Expenditure Categories			
Crime Prevention	\$---	\$---	---
Victim Reparations	---	---	---
Exploited Youth Programs	---	---	---
Trafficking Victim Programs	---	---	---
Investigation Costs	---	---	---
Court Costs	---	---	---
Salaries	---	---	---
Professional Services	---	---	---
Travel	---	---	---
Training	---	---	---
Other Operating Expenses	---	---	---
Capital Expenditures	---	5,025	---
Non-Profit or Other Programs	---	---	---
Other Expenditures	---	---	---
Total Expenditures	\$---	\$5,025	---
Estimated Value of All Held Property	9,000	\$---	-100.0%
Year-End Balance	---	\$---	---

*Entity with no data in 2022 and 2023 has no expenditures to report.

Aitkin County Attorney's Office

Expenditures	2022 Expenditures	2023* Expenditures	Percent Change (\$)
Amount Received in the Previous Year	\$11,193	\$4,147	-63.0%
Expenditure Categories			
Crime Prevention	\$---	\$---	---
Victim Reparations	---	---	---
Exploited Youth Programs	---	---	---
Trafficking Victim Programs	---	---	---
Investigation Costs	---	167	---
Court Costs	256	---	-100.0%
Salaries	---	---	---
Professional Services	---	---	---
Travel	---	---	---
Training	---	---	---
Other Operating Expenses	217	1,288	493.5%
Capital Expenditures	---	---	---
Non-Profit or Other Programs	---	---	---
Other Expenditures	---	---	---
Total Expenditures	\$473	\$1,455	207.6%
Estimated Value of All Held Property	---	\$---	---
Year-End Balance	10,720	2,692	-74.9%

*Entity with no data in 2022 and 2023 has no expenditures to report.

Aitkin County Sheriff's Office

Expenditures	2022 Expenditures	2023* Expenditures	Percent Change (\$)
Amount Received in the Previous Year	\$9,350	\$3,803	-59.3%
Expenditure Categories			
Crime Prevention	863	704	-18.4%
Victim Reparations	---	---	---
Exploited Youth Programs	---	---	---
Trafficking Victim Programs	---	---	---
Investigation Costs	---	---	---
Court Costs	---	---	---
Salaries	---	---	---
Professional Services	---	---	---
Travel	---	---	---
Training	---	---	---
Other Operating Expenses	142	326	129.6%
Capital Expenditures	---	---	---
Non-Profit or Other Programs	---	---	---
Other Expenditures	---	---	---
Total Expenditures	\$1,005	\$1,030	2.5%
Estimated Value of All Held Property	---	\$---	---
Year-End Balance	8,345	2,773	-66.8%

*Entity with no data in 2022 and 2023 has no expenditures to report.

Aitkin Police Department

Expenditures	2022 Expenditures	2023* Expenditures	Percent Change (\$)
Amount Received in the Previous Year	\$10,005	\$154	-98.5%
Expenditure Categories			
Crime Prevention	\$---	\$---	---
Victim Reparations	---	---	---
Exploited Youth Programs	---	---	---
Trafficking Victim Programs	---	---	---
Investigation Costs	---	---	---
Court Costs	---	---	---
Salaries	---	---	---
Professional Services	---	---	---
Travel	---	---	---
Training	---	---	---
Other Operating Expenses	---	---	---
Capital Expenditures	4,324	---	-100.0%
Non-Profit or Other Programs	---	---	---
Other Expenditures	---	---	---
Total Expenditures	\$4,324	\$---	-100.0%
Estimated Value of All Held Property	---	15,000	---
Year-End Balance	5,681	154	-97.3%

*Entity with no data in 2022 and 2023 has no expenditures to report.

Aitkin-Itasca-Mille Lacs Violent Crimes Enforcement Team

Expenditures	2022 Expenditures	2023* Expenditures	Percent Change (\$)
Amount Received in the Previous Year	\$---	\$22,929	---
Expenditure Categories			
Crime Prevention	\$---	\$---	---
Victim Reparations	---	---	---
Exploited Youth Programs	---	---	---
Trafficking Victim Programs	---	---	---
Investigation Costs	---	2,340	---
Court Costs	---	---	---
Salaries	---	---	---
Professional Services	---	---	---
Travel	---	---	---
Training	---	904	---
Other Operating Expenses	1,111	1,041	-6.3%
Capital Expenditures	---	---	---
Non-Profit or Other Programs	---	---	---
Other Expenditures	---	---	---
Total Expenditures	\$1,111	\$4,285	285.7%
Estimated Value of All Held Property	12,425	\$---	-100.0%
Year-End Balance	7,790	31,179	300.2%

*Entity with no data in 2022 and 2023 has no expenditures to report.

Akeley Police Department

Expenditures	2022 Expenditures	2023* Expenditures	Percent Change (\$)
Amount Received in the Previous Year	\$---	\$---	---
Expenditure Categories			
Crime Prevention	\$---	\$---	---
Victim Reparations	---	---	---
Exploited Youth Programs	---	---	---
Trafficking Victim Programs	---	---	---
Investigation Costs	---	---	---
Court Costs	---	---	---
Salaries	---	---	---
Professional Services	---	---	---
Travel	---	---	---
Training	---	---	---
Other Operating Expenses	---	---	---
Capital Expenditures	---	---	---
Non-Profit or Other Programs	---	---	---
Other Expenditures	---	---	---
Total Expenditures	\$---	\$---	---
Estimated Value of All Held Property	---	\$---	---
Year-End Balance	---	\$---	---

*Entity with no data in 2022 and 2023 has no expenditures to report.

Albany Police Department

Expenditures	2022 Expenditures	2023* Expenditures	Percent Change (\$)
Amount Received in the Previous Year	\$---	\$---	---
Expenditure Categories			
Crime Prevention	\$---	\$---	---
Victim Reparations	---	---	---
Exploited Youth Programs	---	---	---
Trafficking Victim Programs	---	---	---
Investigation Costs	---	---	---
Court Costs	---	---	---
Salaries	---	---	---
Professional Services	---	---	---
Travel	---	---	---
Training	---	---	---
Other Operating Expenses	---	---	---
Capital Expenditures	---	---	---
Non-Profit or Other Programs	---	---	---
Other Expenditures	---	---	---
Total Expenditures	\$---	\$---	---
Estimated Value of All Held Property	---	\$---	---
Year-End Balance	---	\$---	---

*Entity with no data in 2022 and 2023 has no expenditures to report.

Albert Lea Police Department

Expenditures	2022 Expenditures	2023* Expenditures	Percent Change (\$)
Amount Received in the Previous Year	\$15,007	\$17,695	17.9%
Expenditure Categories			
Crime Prevention	9,608	2,356	-75.5%
Victim Reparations	---	---	---
Exploited Youth Programs	---	---	---
Trafficking Victim Programs	---	---	---
Investigation Costs	---	---	---
Court Costs	---	---	---
Salaries	---	---	---
Professional Services	---	---	---
Travel	---	---	---
Training	---	---	---
Other Operating Expenses	---	---	---
Capital Expenditures	30,000	1,077	-96.4%
Non-Profit or Other Programs	---	---	---
Other Expenditures	---	---	---
Total Expenditures	\$39,608	\$3,433	-91.3%
Estimated Value of All Held Property	19,662	20,162	2.5%
Year-End Balance	53,681	46,789	-12.8%

*Entity with no data in 2022 and 2023 has no expenditures to report.

Alcohol and Gambling Enforcement Division

Expenditures	2022 Expenditures	2023* Expenditures	Percent Change (\$)
Amount Received in the Previous Year	\$52,014	\$---	-100.0%
Expenditure Categories			
Crime Prevention	\$---	\$---	---
Victim Reparations	---	---	---
Exploited Youth Programs	---	---	---
Trafficking Victim Programs	---	---	---
Investigation Costs	---	---	---
Court Costs	---	---	---
Salaries	---	---	---
Professional Services	799	4,940	518.3%
Travel	1,723	2,286	32.7%
Training	2,500	15,510	520.4%
Other Operating Expenses	8,101	---	-100.0%
Capital Expenditures	---	9,257	---
Non-Profit or Other Programs	---	---	---
Other Expenditures	---	---	---
Total Expenditures	\$13,123	\$31,993	143.8%
Estimated Value of All Held Property	---	\$---	---
Year-End Balance	---	180,859	---

*Entity with no data in 2022 and 2023 has no expenditures to report.

Alexandria Police Department

Expenditures	2022 Expenditures	2023* Expenditures	Percent Change (\$)
Amount Received in the Previous Year	\$32,238	\$---	-100.0%
Expenditure Categories			
Crime Prevention	\$---	\$---	---
Victim Reparations	---	---	---
Exploited Youth Programs	---	---	---
Trafficking Victim Programs	---	---	---
Investigation Costs	---	---	---
Court Costs	---	---	---
Salaries	40,258	---	-100.0%
Professional Services	---	---	---
Travel	---	---	---
Training	---	---	---
Other Operating Expenses	---	---	---
Capital Expenditures	---	---	---
Non-Profit or Other Programs	---	---	---
Other Expenditures	---	---	---
Total Expenditures	\$40,258	\$---	-100.0%
Estimated Value of All Held Property	73,483	107,773	46.7%
Year-End Balance	47,813	52,103	9.0%

*Entity with no data in 2022 and 2023 has no expenditures to report.

Annandale Police Department

Expenditures	2022 Expenditures	2023* Expenditures	Percent Change (\$)
Amount Received in the Previous Year	\$1,500	\$1,650	10.0%
Expenditure Categories			
Crime Prevention	\$---	\$---	---
Victim Reparations	---	---	---
Exploited Youth Programs	---	---	---
Trafficking Victim Programs	---	---	---
Investigation Costs	---	---	---
Court Costs	---	495	---
Salaries	---	---	---
Professional Services	402	---	-100.0%
Travel	---	---	---
Training	---	---	---
Other Operating Expenses	160	---	-100.0%
Capital Expenditures	985	---	-100.0%
Non-Profit or Other Programs	---	---	---
Other Expenditures	---	---	---
Total Expenditures	\$1,547	\$495	-68.0%
Estimated Value of All Held Property	---	1,155	---
Year-End Balance	---	\$---	---

*Entity with no data in 2022 and 2023 has no expenditures to report.

Anoka County Attorney's Office

Expenditures	2022 Expenditures	2023* Expenditures	Percent Change (\$)
Amount Received in the Previous Year	\$40,183	\$70,453	75.3%
Expenditure Categories			
Crime Prevention	\$---	\$---	---
Victim Reparations	---	---	---
Exploited Youth Programs	---	---	---
Trafficking Victim Programs	100,000	---	-100.0%
Investigation Costs	---	---	---
Court Costs	---	---	---
Salaries	---	---	---
Professional Services	---	---	---
Travel	1,441	---	-100.0%
Training	---	---	---
Other Operating Expenses	---	---	---
Capital Expenditures	---	---	---
Non-Profit or Other Programs	100,000	30,000	-70.0%
Other Expenditures	62,566	---	-100.0%
Total Expenditures	\$264,007	\$30,000	-88.6%
Estimated Value of All Held Property	---	\$---	---
Year-End Balance	87,791	128,245	46.1%

*Entity with no data in 2022 and 2023 has no expenditures to report.

Anoka County Sheriff's Office

Expenditures	2022 Expenditures	2023* Expenditures	Percent Change (\$)
Amount Received in the Previous Year	\$12,756	\$1,969	-84.6%
Expenditure Categories			
Crime Prevention	\$---	\$---	---
Victim Reparations	---	---	---
Exploited Youth Programs	---	---	---
Trafficking Victim Programs	---	---	---
Investigation Costs	---	---	---
Court Costs	---	---	---
Salaries	---	---	---
Professional Services	---	---	---
Travel	---	---	---
Training	---	---	---
Other Operating Expenses	---	---	---
Capital Expenditures	---	---	---
Non-Profit or Other Programs	---	---	---
Other Expenditures	---	---	---
Total Expenditures	\$---	\$---	---
Estimated Value of All Held Property	6,527	\$---	-100.0%
Year-End Balance	67,970	67,969	0.0%

*Entity with no data in 2022 and 2023 has no expenditures to report.

Anoka Police Department

Expenditures	2022 Expenditures	2023* Expenditures	Percent Change (\$)
Amount Received in the Previous Year	\$5,894	\$8,841	50.0%
Expenditure Categories			
Crime Prevention	\$---	\$---	---
Victim Reparations	---	---	---
Exploited Youth Programs	---	---	---
Trafficking Victim Programs	---	---	---
Investigation Costs	---	---	---
Court Costs	---	---	---
Salaries	---	---	---
Professional Services	---	---	---
Travel	---	---	---
Training	---	---	---
Other Operating Expenses	---	---	---
Capital Expenditures	52,418	2,710	-94.8%
Non-Profit or Other Programs	---	---	---
Other Expenditures	---	---	---
Total Expenditures	\$52,418	\$2,710	-94.8%
Estimated Value of All Held Property	---	1,000	---
Year-End Balance	25,894	18,444	-28.8%

*Entity with no data in 2022 and 2023 has no expenditures to report.

Anoka-Hennepin Drug Task Force

Expenditures	2022 Expenditures	2023* Expenditures	Percent Change (\$)
Amount Received in the Previous Year	\$245,694	\$163,073	-33.6%
Expenditure Categories			
Crime Prevention	\$---	\$---	---
Victim Reparations	---	---	---
Exploited Youth Programs	---	---	---
Trafficking Victim Programs	---	---	---
Investigation Costs	26,849	---	-100.0%
Court Costs	18,029	---	-100.0%
Salaries	---	---	---
Professional Services	---	---	---
Travel	---	7,014	---
Training	2,070	---	-100.0%
Other Operating Expenses	---	---	---
Capital Expenditures	233,946	245,458	4.9%
Non-Profit or Other Programs	---	---	---
Other Expenditures	---	---	---
Total Expenditures	\$280,894	\$252,472	-10.1%
Estimated Value of All Held Property	---	\$---	---
Year-End Balance	770,591	614,555	-20.2%

*Entity with no data in 2022 and 2023 has no expenditures to report.

Apple Valley Police Department

Expenditures	2022 Expenditures	2023* Expenditures	Percent Change (\$)
Amount Received in the Previous Year	\$---	\$8,934	---
Expenditure Categories			
Crime Prevention	\$---	\$---	---
Victim Reparations	---	---	---
Exploited Youth Programs	---	---	---
Trafficking Victim Programs	---	---	---
Investigation Costs	---	---	---
Court Costs	---	---	---
Salaries	---	---	---
Professional Services	---	---	---
Travel	---	---	---
Training	---	---	---
Other Operating Expenses	---	---	---
Capital Expenditures	---	8,934	---
Non-Profit or Other Programs	---	---	---
Other Expenditures	---	---	---
Total Expenditures	\$---	\$8,934	---
Estimated Value of All Held Property	2,973	\$---	-100.0%
Year-End Balance	2,973	\$---	-100.0%

*Entity with no data in 2022 and 2023 has no expenditures to report.

Appleton Police Department

Expenditures	2022 Expenditures	2023* Expenditures	Percent Change (\$)
Amount Received in the Previous Year	\$---	\$2,393	---
Expenditure Categories			
Crime Prevention	\$---	\$---	---
Victim Reparations	---	---	---
Exploited Youth Programs	---	---	---
Trafficking Victim Programs	---	---	---
Investigation Costs	---	---	---
Court Costs	---	418	---
Salaries	---	---	---
Professional Services	---	---	---
Travel	---	---	---
Training	---	---	---
Other Operating Expenses	---	---	---
Capital Expenditures	---	---	---
Non-Profit or Other Programs	---	---	---
Other Expenditures	---	935	---
Total Expenditures	\$---	\$1,353	---
Estimated Value of All Held Property	---	\$---	---
Year-End Balance	---	\$---	---

*Entity with no data in 2022 and 2023 has no expenditures to report.

Arlington Police Department

Expenditures	2022 Expenditures	2023* Expenditures	Percent Change (\$)
Amount Received in the Previous Year	\$2,690	\$14,739	447.9%
Expenditure Categories			
Crime Prevention	\$---	\$---	---
Victim Reparations	---	---	---
Exploited Youth Programs	---	---	---
Trafficking Victim Programs	---	---	---
Investigation Costs	192	664	245.8%
Court Costs	750	4,223	463.1%
Salaries	---	---	---
Professional Services	---	---	---
Travel	60	166	176.7%
Training	---	750	---
Other Operating Expenses	---	---	---
Capital Expenditures	---	9,576	---
Non-Profit or Other Programs	---	---	---
Other Expenditures	---	---	---
Total Expenditures	\$1,002	\$15,379	1434.8%
Estimated Value of All Held Property	---	\$---	---
Year-End Balance	1,688	\$---	-100.0%

*Entity with no data in 2022 and 2023 has no expenditures to report.

Atwater Police Department

Expenditures	2022 Expenditures	2023* Expenditures	Percent Change (\$)
Amount Received in the Previous Year	\$---	\$---	---
Expenditure Categories			
Crime Prevention	\$---	\$---	---
Victim Reparations	---	---	---
Exploited Youth Programs	---	---	---
Trafficking Victim Programs	---	---	---
Investigation Costs	---	---	---
Court Costs	---	---	---
Salaries	---	---	---
Professional Services	---	---	---
Travel	---	---	---
Training	---	---	---
Other Operating Expenses	---	---	---
Capital Expenditures	---	---	---
Non-Profit or Other Programs	---	---	---
Other Expenditures	---	---	---
Total Expenditures	\$---	\$---	---
Estimated Value of All Held Property	---	\$---	---
Year-End Balance	1,548	1,548	---

*Entity with no data in 2022 and 2023 has no expenditures to report.

Audubon Police Department

Expenditures	2022 Expenditures	2023* Expenditures	Percent Change (\$)
Amount Received in the Previous Year	\$---	\$---	---
Expenditure Categories			
Crime Prevention	\$---	\$---	---
Victim Reparations	---	---	---
Exploited Youth Programs	---	---	---
Trafficking Victim Programs	---	---	---
Investigation Costs	---	---	---
Court Costs	---	---	---
Salaries	---	---	---
Professional Services	---	---	---
Travel	---	---	---
Training	---	---	---
Other Operating Expenses	---	---	---
Capital Expenditures	---	---	---
Non-Profit or Other Programs	---	---	---
Other Expenditures	---	---	---
Total Expenditures	\$---	\$---	---
Estimated Value of All Held Property	---	\$---	---
Year-End Balance	---	\$---	---

*Entity with no data in 2022 and 2023 has no expenditures to report.

Austin Police Department

Expenditures	2022 Expenditures	2023* Expenditures	Percent Change (\$)
Amount Received in the Previous Year	\$11,131	\$21,935	97.1%
Expenditure Categories			
Crime Prevention	\$---	\$---	---
Victim Reparations	---	---	---
Exploited Youth Programs	---	---	---
Trafficking Victim Programs	---	---	---
Investigation Costs	---	---	---
Court Costs	---	---	---
Salaries	---	---	---
Professional Services	---	---	---
Travel	---	---	---
Training	---	---	---
Other Operating Expenses	---	---	---
Capital Expenditures	---	---	---
Non-Profit or Other Programs	---	---	---
Other Expenditures	---	---	---
Total Expenditures	\$---	\$---	---
Estimated Value of All Held Property	---	\$---	---
Year-End Balance	11,131	21,935	97.1%

*Entity with no data in 2022 and 2023 has no expenditures to report.

Avon Police Department

Expenditures	2022 Expenditures	2023* Expenditures	Percent Change (\$)
Amount Received in the Previous Year	\$6,829	\$---	-100.0%
Expenditure Categories			
Crime Prevention	\$---	\$---	---
Victim Reparations	---	---	---
Exploited Youth Programs	---	---	---
Trafficking Victim Programs	---	---	---
Investigation Costs	---	---	---
Court Costs	---	---	---
Salaries	---	---	---
Professional Services	---	---	---
Travel	---	---	---
Training	270	---	-100.0%
Other Operating Expenses	---	---	---
Capital Expenditures	119	5,221	4287.4%
Non-Profit or Other Programs	791	121	-84.7%
Other Expenditures	---	125	---
Total Expenditures	\$1,180	\$5,467	363.3%
Estimated Value of All Held Property	---	1,000	---
Year-End Balance	32,883	26,416	-19.7%

*Entity with no data in 2022 and 2023 has no expenditures to report.

Babbitt Police Department

Expenditures	2022 Expenditures	2023* Expenditures	Percent Change (\$)
Amount Received in the Previous Year	\$---	\$---	---
Expenditure Categories			
Crime Prevention	\$---	\$---	---
Victim Reparations	---	---	---
Exploited Youth Programs	---	---	---
Trafficking Victim Programs	---	---	---
Investigation Costs	---	---	---
Court Costs	---	---	---
Salaries	---	---	---
Professional Services	---	---	---
Travel	---	---	---
Training	---	---	---
Other Operating Expenses	---	---	---
Capital Expenditures	---	---	---
Non-Profit or Other Programs	---	---	---
Other Expenditures	---	---	---
Total Expenditures	\$---	\$---	---
Estimated Value of All Held Property	---	\$---	---
Year-End Balance	---	\$---	---

*Entity with no data in 2022 and 2023 has no expenditures to report.

Bagley Police Department

Expenditures	2022 Expenditures	2023* Expenditures	Percent Change (\$)
Amount Received in the Previous Year	\$---	\$---	---
Expenditure Categories			
Crime Prevention	\$---	\$---	---
Victim Reparations	---	---	---
Exploited Youth Programs	---	---	---
Trafficking Victim Programs	---	---	---
Investigation Costs	---	---	---
Court Costs	---	---	---
Salaries	---	---	---
Professional Services	---	---	---
Travel	---	---	---
Training	---	---	---
Other Operating Expenses	---	---	---
Capital Expenditures	---	---	---
Non-Profit or Other Programs	---	---	---
Other Expenditures	---	---	---
Total Expenditures	\$---	\$---	---
Estimated Value of All Held Property	---	\$---	---
Year-End Balance	---	\$---	---

*Entity with no data in 2022 and 2023 has no expenditures to report.

Barnesville Police Department

Expenditures	2022 Expenditures	2023* Expenditures	Percent Change (\$)
Amount Received in the Previous Year	\$---	\$---	---
Expenditure Categories			
Crime Prevention	500	\$---	-100.0%
Victim Reparations	---	---	---
Exploited Youth Programs	---	---	---
Trafficking Victim Programs	---	---	---
Investigation Costs	---	---	---
Court Costs	---	---	---
Salaries	---	---	---
Professional Services	---	---	---
Travel	---	---	---
Training	---	---	---
Other Operating Expenses	---	---	---
Capital Expenditures	---	---	---
Non-Profit or Other Programs	---	---	---
Other Expenditures	---	---	---
Total Expenditures	\$500	\$---	-100.0%
Estimated Value of All Held Property	4,000	5,000	25.0%
Year-End Balance	7,748	7,748	---

*Entity with no data in 2022 and 2023 has no expenditures to report.

Battle Lake Police Department

Expenditures	2022 Expenditures	2023* Expenditures	Percent Change (\$)
Amount Received in the Previous Year	\$---	\$---	---
Expenditure Categories			
Crime Prevention	\$---	\$---	---
Victim Reparations	---	---	---
Exploited Youth Programs	---	---	---
Trafficking Victim Programs	---	---	---
Investigation Costs	---	---	---
Court Costs	---	---	---
Salaries	---	---	---
Professional Services	---	---	---
Travel	---	---	---
Training	---	---	---
Other Operating Expenses	---	---	---
Capital Expenditures	---	---	---
Non-Profit or Other Programs	---	---	---
Other Expenditures	---	---	---
Total Expenditures	\$---	\$---	---
Estimated Value of All Held Property	---	\$---	---
Year-End Balance	---	\$---	---

*Entity with no data in 2022 and 2023 has no expenditures to report.

Baxter Police Department

Expenditures	2022 Expenditures	2023* Expenditures	Percent Change (\$)
Amount Received in the Previous Year	\$1,090	\$3,800	248.6%
Expenditure Categories			
Crime Prevention	\$---	\$---	---
Victim Reparations	---	---	---
Exploited Youth Programs	---	---	---
Trafficking Victim Programs	---	---	---
Investigation Costs	---	---	---
Court Costs	---	---	---
Salaries	---	---	---
Professional Services	---	---	---
Travel	---	---	---
Training	---	---	---
Other Operating Expenses	---	---	---
Capital Expenditures	5,200	43,400	734.6%
Non-Profit or Other Programs	---	---	---
Other Expenditures	---	---	---
Total Expenditures	\$5,200	\$43,400	734.6%
Estimated Value of All Held Property	2,800	19,000	578.6%
Year-End Balance	11,999	3,400	-71.7%

*Entity with no data in 2022 and 2023 has no expenditures to report.

Bayport Police Department

Expenditures	2022 Expenditures	2023* Expenditures	Percent Change (\$)
Amount Received in the Previous Year	\$55,243	\$---	-100.0%
Expenditure Categories			
Crime Prevention	\$---	\$---	---
Victim Reparations	---	---	---
Exploited Youth Programs	---	---	---
Trafficking Victim Programs	---	---	---
Investigation Costs	---	---	---
Court Costs	---	---	---
Salaries	---	---	---
Professional Services	---	---	---
Travel	---	---	---
Training	---	---	---
Other Operating Expenses	---	---	---
Capital Expenditures	---	---	---
Non-Profit or Other Programs	---	---	---
Other Expenditures	---	---	---
Total Expenditures	\$---	\$---	---
Estimated Value of All Held Property	55,243	\$---	-100.0%
Year-End Balance	55,243	71,590	29.6%

*Entity with no data in 2022 and 2023 has no expenditures to report.

Becker County Attorney's Office

Expenditures	2022 Expenditures	2023* Expenditures	Percent Change (\$)
Amount Received in the Previous Year	\$13,090	\$10,847	-17.1%
Expenditure Categories			
Crime Prevention	\$---	\$---	---
Victim Reparations	---	---	---
Exploited Youth Programs	---	---	---
Trafficking Victim Programs	---	---	---
Investigation Costs	---	---	---
Court Costs	---	---	---
Salaries	---	---	---
Professional Services	---	---	---
Travel	3,181	---	-100.0%
Training	1,490	---	-100.0%
Other Operating Expenses	---	---	---
Capital Expenditures	617	1,617	162.1%
Non-Profit or Other Programs	3,126	---	-100.0%
Other Expenditures	---	---	---
Total Expenditures	\$8,414	\$1,617	-80.8%
Estimated Value of All Held Property	---	\$---	---
Year-End Balance	35,628	79,156	122.2%

*Entity with no data in 2022 and 2023 has no expenditures to report.

Becker County Sheriff's Office

Expenditures	2022 Expenditures	2023* Expenditures	Percent Change (\$)
Amount Received in the Previous Year	\$3,236	\$4,800	48.3%
Expenditure Categories			
Crime Prevention	\$---	\$---	---
Victim Reparations	---	---	---
Exploited Youth Programs	---	---	---
Trafficking Victim Programs	---	---	---
Investigation Costs	---	---	---
Court Costs	2,548	900	-64.7%
Salaries	---	---	---
Professional Services	---	---	---
Travel	---	---	---
Training	---	---	---
Other Operating Expenses	---	3,900	---
Capital Expenditures	1,626	---	-100.0%
Non-Profit or Other Programs	---	---	---
Other Expenditures	---	---	---
Total Expenditures	\$4,174	\$4,800	15.0%
Estimated Value of All Held Property	---	\$---	---
Year-End Balance	13,895	3,900	-71.9%

*Entity with no data in 2022 and 2023 has no expenditures to report.

Becker Police Department

Expenditures	2022 Expenditures	2023* Expenditures	Percent Change (\$)
Amount Received in the Previous Year	\$8,986	\$---	-100.0%
Expenditure Categories			
Crime Prevention	\$---	\$---	---
Victim Reparations	---	---	---
Exploited Youth Programs	---	---	---
Trafficking Victim Programs	---	---	---
Investigation Costs	---	---	---
Court Costs	1,251	---	-100.0%
Salaries	---	---	---
Professional Services	---	---	---
Travel	---	---	---
Training	---	---	---
Other Operating Expenses	---	---	---
Capital Expenditures	5,243	284	-94.6%
Non-Profit or Other Programs	---	---	---
Other Expenditures	1,029	---	-100.0%
Total Expenditures	\$7,523	\$284	-96.2%
Estimated Value of All Held Property	---	\$---	---
Year-End Balance	1,160	\$---	-100.0%

*Entity with no data in 2022 and 2023 has no expenditures to report.

Belgrade Brooten Police Board

Expenditures	2022 Expenditures	2023* Expenditures	Percent Change (\$)
Amount Received in the Previous Year	\$14,980	\$1,019	-93.2%
Expenditure Categories			
Crime Prevention	\$---	\$---	---
Victim Reparations	---	---	---
Exploited Youth Programs	---	---	---
Trafficking Victim Programs	---	---	---
Investigation Costs	---	---	---
Court Costs	---	---	---
Salaries	---	---	---
Professional Services	---	---	---
Travel	333	---	-100.0%
Training	375	708	88.8%
Other Operating Expenses	49	264	438.8%
Capital Expenditures	525	569	8.4%
Non-Profit or Other Programs	---	---	---
Other Expenditures	---	---	---
Total Expenditures	\$1,282	\$1,541	20.2%
Estimated Value of All Held Property	1,000	12,000	1100.0%
Year-End Balance	16,508	6,960	-57.8%

*Entity with no data in 2022 and 2023 has no expenditures to report.

Belle Plaine Police Department

Expenditures	2022 Expenditures	2023* Expenditures	Percent Change (\$)
Amount Received in the Previous Year	\$13,061	\$500	-96.2%
Expenditure Categories			
Crime Prevention	\$---	\$---	---
Victim Reparations	---	---	---
Exploited Youth Programs	---	---	---
Trafficking Victim Programs	---	---	---
Investigation Costs	---	---	---
Court Costs	4,032	175	-95.7%
Salaries	---	---	---
Professional Services	---	---	---
Travel	---	---	---
Training	---	---	---
Other Operating Expenses	---	---	---
Capital Expenditures	7,488	---	-100.0%
Non-Profit or Other Programs	---	---	---
Other Expenditures	---	---	---
Total Expenditures	\$11,520	\$175	-98.5%
Estimated Value of All Held Property	---	\$---	---
Year-End Balance	1,541	325	-78.9%

*Entity with no data in 2022 and 2023 has no expenditures to report.

Beltrami County Attorney's Office

Expenditures	2022 Expenditures	2023* Expenditures	Percent Change (\$)
Amount Received in the Previous Year	\$18,739	\$19,131	2.1%
Expenditure Categories			
Crime Prevention	\$---	\$---	---
Victim Reparations	---	---	---
Exploited Youth Programs	---	---	---
Trafficking Victim Programs	---	---	---
Investigation Costs	---	---	---
Court Costs	---	---	---
Salaries	---	---	---
Professional Services	---	---	---
Travel	---	---	---
Training	---	---	---
Other Operating Expenses	---	---	---
Capital Expenditures	---	---	---
Non-Profit or Other Programs	---	---	---
Other Expenditures	---	---	---
Total Expenditures	\$---	\$---	---
Estimated Value of All Held Property	18,739	19,131	2.1%
Year-End Balance	18,739	19,131	2.1%

*Entity with no data in 2022 and 2023 has no expenditures to report.

Beltrami County Sheriff's Office

Expenditures	2022 Expenditures	2023* Expenditures	Percent Change (\$)
Amount Received in the Previous Year	\$13,984	\$5,134	-63.3%
Expenditure Categories			
Crime Prevention	\$---	\$---	---
Victim Reparations	---	---	---
Exploited Youth Programs	---	---	---
Trafficking Victim Programs	---	---	---
Investigation Costs	---	---	---
Court Costs	---	---	---
Salaries	---	---	---
Professional Services	---	---	---
Travel	---	---	---
Training	---	---	---
Other Operating Expenses	---	---	---
Capital Expenditures	4,514	---	-100.0%
Non-Profit or Other Programs	---	---	---
Other Expenditures	---	---	---
Total Expenditures	\$4,514	\$---	-100.0%
Estimated Value of All Held Property	---	\$---	---
Year-End Balance	5,000	5,134	2.7%

*Entity with no data in 2022 and 2023 has no expenditures to report.

Bemidji Police Department

Expenditures	2022 Expenditures	2023* Expenditures	Percent Change (\$)
Amount Received in the Previous Year	\$29,963	\$16,080	-46.3%
Expenditure Categories			
Crime Prevention	\$---	\$---	---
Victim Reparations	---	---	---
Exploited Youth Programs	---	---	---
Trafficking Victim Programs	---	---	---
Investigation Costs	---	---	---
Court Costs	---	---	---
Salaries	---	---	---
Professional Services	---	---	---
Travel	---	---	---
Training	---	---	---
Other Operating Expenses	3,382	---	-100.0%
Capital Expenditures	---	60,000	---
Non-Profit or Other Programs	---	---	---
Other Expenditures	---	---	---
Total Expenditures	\$3,382	\$60,000	1674.1%
Estimated Value of All Held Property	171,635	194,636	13.4%
Year-End Balance	228,348	180,930	-20.8%

*Entity with no data in 2022 and 2023 has no expenditures to report.

Benson Police Department

Expenditures	2022 Expenditures	2023* Expenditures	Percent Change (\$)
Amount Received in the Previous Year	\$2,171	\$2,295	5.7%
Expenditure Categories			
Crime Prevention	\$---	\$---	---
Victim Reparations	---	---	---
Exploited Youth Programs	---	---	---
Trafficking Victim Programs	---	---	---
Investigation Costs	---	---	---
Court Costs	---	---	---
Salaries	---	---	---
Professional Services	---	---	---
Travel	---	---	---
Training	---	---	---
Other Operating Expenses	---	---	---
Capital Expenditures	---	---	---
Non-Profit or Other Programs	---	---	---
Other Expenditures	2,171	48,760	2146.0%
Total Expenditures	\$2,171	\$48,760	2146.0%
Estimated Value of All Held Property	---	\$---	---
Year-End Balance	---	\$---	---

*Entity with no data in 2022 and 2023 has no expenditures to report.

Benton County Attorney's Office

Expenditures	2022 Expenditures	2023* Expenditures	Percent Change (\$)
Amount Received in the Previous Year	\$9,237	\$6,523	-29.4%
Expenditure Categories			
Crime Prevention	\$---	\$---	---
Victim Reparations	---	---	---
Exploited Youth Programs	---	---	---
Trafficking Victim Programs	---	---	---
Investigation Costs	---	---	---
Court Costs	---	---	---
Salaries	---	---	---
Professional Services	---	643	---
Travel	---	---	---
Training	---	214	---
Other Operating Expenses	---	---	---
Capital Expenditures	---	563	---
Non-Profit or Other Programs	---	---	---
Other Expenditures	---	---	---
Total Expenditures	\$---	\$1,420	---
Estimated Value of All Held Property	---	\$---	---
Year-End Balance	9,237	14,340	55.2%

*Entity with no data in 2022 and 2023 has no expenditures to report.

Benton County Sheriff's Office

Expenditures	2022 Expenditures	2023* Expenditures	Percent Change (\$)
Amount Received in the Previous Year	\$11,359	\$1,100	-90.3%
Expenditure Categories			
Crime Prevention	\$---	\$---	---
Victim Reparations	---	---	---
Exploited Youth Programs	---	---	---
Trafficking Victim Programs	---	---	---
Investigation Costs	---	---	---
Court Costs	---	---	---
Salaries	---	---	---
Professional Services	---	---	---
Travel	---	---	---
Training	---	---	---
Other Operating Expenses	---	---	---
Capital Expenditures	---	19,500	---
Non-Profit or Other Programs	---	---	---
Other Expenditures	---	---	---
Total Expenditures	\$---	\$19,500	---
Estimated Value of All Held Property	---	\$---	---
Year-End Balance	34,387	15,657	-54.5%

*Entity with no data in 2022 and 2023 has no expenditures to report.

Big Lake Police Department

Expenditures	2022 Expenditures	2023* Expenditures	Percent Change (\$)
Amount Received in the Previous Year	\$38,381	\$2,700	-93.0%
Expenditure Categories			
Crime Prevention	\$---	\$---	---
Victim Reparations	---	---	---
Exploited Youth Programs	---	---	---
Trafficking Victim Programs	---	---	---
Investigation Costs	---	---	---
Court Costs	---	---	---
Salaries	---	---	---
Professional Services	---	---	---
Travel	---	---	---
Training	---	---	---
Other Operating Expenses	---	---	---
Capital Expenditures	7,008	2,619	-62.6%
Non-Profit or Other Programs	500	---	-100.0%
Other Expenditures	---	---	---
Total Expenditures	\$7,508	\$2,619	-65.1%
Estimated Value of All Held Property	87,730	4,200	-95.2%
Year-End Balance	74,628	80,063	7.3%

*Entity with no data in 2022 and 2023 has no expenditures to report.

Big Stone County Attorney's Office

Expenditures	2022 Expenditures	2023* Expenditures	Percent Change (\$)
Amount Received in the Previous Year	\$2,643	\$5,692	115.4%
Expenditure Categories			
Crime Prevention	\$---	\$---	---
Victim Reparations	---	---	---
Exploited Youth Programs	---	---	---
Trafficking Victim Programs	---	---	---
Investigation Costs	---	---	---
Court Costs	---	---	---
Salaries	1,875	---	-100.0%
Professional Services	---	---	---
Travel	5,571	---	-100.0%
Training	197	---	-100.0%
Other Operating Expenses	---	---	---
Capital Expenditures	---	---	---
Non-Profit or Other Programs	---	---	---
Other Expenditures	---	---	---
Total Expenditures	\$7,643	\$---	-100.0%
Estimated Value of All Held Property	---	\$---	---
Year-End Balance	---	5,692	---

*Entity with no data in 2022 and 2023 has no expenditures to report.

Big Stone County Sheriff's Office

Expenditures	2022 Expenditures	2023* Expenditures	Percent Change (\$)
Amount Received in the Previous Year	\$13,016	\$11,293	-13.2%
Expenditure Categories			
Crime Prevention	4,913	4,409	-10.3%
Victim Reparations	---	---	---
Exploited Youth Programs	---	---	---
Trafficking Victim Programs	---	---	---
Investigation Costs	---	---	---
Court Costs	---	---	---
Salaries	---	---	---
Professional Services	1,448	---	-100.0%
Travel	444	---	-100.0%
Training	3,337	---	-100.0%
Other Operating Expenses	---	---	---
Capital Expenditures	1,642	---	-100.0%
Non-Profit or Other Programs	---	---	---
Other Expenditures	---	---	---
Total Expenditures	\$11,784	\$4,409	-62.6%
Estimated Value of All Held Property	---	\$---	---
Year-End Balance	1,232	6,884	458.8%

*Entity with no data in 2022 and 2023 has no expenditures to report.

Blackduck Police Department

Expenditures	2022 Expenditures	2023* Expenditures	Percent Change (\$)
Amount Received in the Previous Year	\$---	\$---	---
Expenditure Categories			
Crime Prevention	\$---	\$---	---
Victim Reparations	---	---	---
Exploited Youth Programs	---	---	---
Trafficking Victim Programs	---	---	---
Investigation Costs	---	---	---
Court Costs	---	---	---
Salaries	---	---	---
Professional Services	---	---	---
Travel	---	---	---
Training	---	---	---
Other Operating Expenses	---	---	---
Capital Expenditures	---	---	---
Non-Profit or Other Programs	---	---	---
Other Expenditures	---	---	---
Total Expenditures	\$---	\$---	---
Estimated Value of All Held Property	---	\$---	---
Year-End Balance	---	\$---	---

*Entity with no data in 2022 and 2023 has no expenditures to report.

Blaine Police Department

Expenditures	2022 Expenditures	2023* Expenditures	Percent Change (\$)
Amount Received in the Previous Year	\$---	\$3,427	---
Expenditure Categories			
Crime Prevention	\$---	\$---	---
Victim Reparations	---	---	---
Exploited Youth Programs	---	---	---
Trafficking Victim Programs	---	---	---
Investigation Costs	---	---	---
Court Costs	---	---	---
Salaries	---	---	---
Professional Services	---	---	---
Travel	---	---	---
Training	---	---	---
Other Operating Expenses	189	3,189	1587.3%
Capital Expenditures	4,663	17,839	282.6%
Non-Profit or Other Programs	---	---	---
Other Expenditures	---	---	---
Total Expenditures	\$4,852	\$21,028	333.4%
Estimated Value of All Held Property	26,206	12,711	-51.5%
Year-End Balance	309,525	311,017	0.5%

*Entity with no data in 2022 and 2023 has no expenditures to report.

Blooming Prairie Police Department

Expenditures	2022 Expenditures	2023* Expenditures	Percent Change (\$)
Amount Received in the Previous Year	\$---	\$---	---
Expenditure Categories			
Crime Prevention	\$---	\$---	---
Victim Reparations	---	---	---
Exploited Youth Programs	---	---	---
Trafficking Victim Programs	---	---	---
Investigation Costs	---	---	---
Court Costs	---	---	---
Salaries	---	---	---
Professional Services	---	---	---
Travel	---	---	---
Training	---	---	---
Other Operating Expenses	---	---	---
Capital Expenditures	---	---	---
Non-Profit or Other Programs	---	---	---
Other Expenditures	---	---	---
Total Expenditures	\$---	\$---	---
Estimated Value of All Held Property	---	\$---	---
Year-End Balance	---	\$---	---

*Entity with no data in 2022 and 2023 has no expenditures to report.

Bloomington Police Department

Expenditures	2022 Expenditures	2023* Expenditures	Percent Change (\$)
Amount Received in the Previous Year	\$69,308	\$152,613	120.2%
Expenditure Categories			
Crime Prevention	\$---	\$---	---
Victim Reparations	---	---	---
Exploited Youth Programs	---	---	---
Trafficking Victim Programs	---	---	---
Investigation Costs	---	---	---
Court Costs	---	---	---
Salaries	347	2,628	657.3%
Professional Services	58,561	14,320	-75.5%
Travel	---	---	---
Training	---	---	---
Other Operating Expenses	315,275	24,774	-92.1%
Capital Expenditures	64,233	161,718	151.8%
Non-Profit or Other Programs	---	---	---
Other Expenditures	---	---	---
Total Expenditures	\$438,416	\$203,440	-53.6%
Estimated Value of All Held Property	---	\$---	---
Year-End Balance	649,936	598,987	-7.8%

*Entity with no data in 2022 and 2023 has no expenditures to report.

Blue Earth County Attorney's Office

Expenditures	2022 Expenditures	2023* Expenditures	Percent Change (\$)
Amount Received in the Previous Year	\$38,006	\$6,384	-83.2%
Expenditure Categories			
Crime Prevention	\$---	1,100	---
Victim Reparations	---	228	---
Exploited Youth Programs	---	---	---
Trafficking Victim Programs	---	---	---
Investigation Costs	---	8,340	---
Court Costs	---	310	---
Salaries	---	---	---
Professional Services	---	---	---
Travel	1,085	434	-60.0%
Training	2,023	1,500	-25.9%
Other Operating Expenses	---	1,437	---
Capital Expenditures	---	---	---
Non-Profit or Other Programs	---	---	---
Other Expenditures	---	---	---
Total Expenditures	\$3,108	\$13,349	329.5%
Estimated Value of All Held Property	---	\$---	---
Year-End Balance	220,250	213,185	-3.2%

*Entity with no data in 2022 and 2023 has no expenditures to report.

Blue Earth County Sheriff's Office

Expenditures	2022 Expenditures	2023* Expenditures	Percent Change (\$)
Amount Received in the Previous Year	\$56,349	\$1,026	-98.2%
Expenditure Categories			
Crime Prevention	\$---	\$---	---
Victim Reparations	---	---	---
Exploited Youth Programs	---	---	---
Trafficking Victim Programs	---	---	---
Investigation Costs	---	---	---
Court Costs	---	---	---
Salaries	---	---	---
Professional Services	---	---	---
Travel	---	---	---
Training	---	---	---
Other Operating Expenses	---	---	---
Capital Expenditures	56,349	---	-100.0%
Non-Profit or Other Programs	---	---	---
Other Expenditures	---	---	---
Total Expenditures	\$56,349	\$---	-100.0%
Estimated Value of All Held Property	---	\$---	---
Year-End Balance	42,117	1,026	-97.6%

*Entity with no data in 2022 and 2023 has no expenditures to report.

Blue Earth Police Department

Expenditures	2022 Expenditures	2023* Expenditures	Percent Change (\$)
Amount Received in the Previous Year	\$3,231	\$926	-71.3%
Expenditure Categories			
Crime Prevention	\$---	\$---	---
Victim Reparations	---	---	---
Exploited Youth Programs	---	---	---
Trafficking Victim Programs	---	---	---
Investigation Costs	---	---	---
Court Costs	---	---	---
Salaries	---	---	---
Professional Services	---	---	---
Travel	---	---	---
Training	---	---	---
Other Operating Expenses	---	---	---
Capital Expenditures	---	6,455	---
Non-Profit or Other Programs	---	---	---
Other Expenditures	---	---	---
Total Expenditures	\$---	\$6,455	---
Estimated Value of All Held Property	3,231	\$---	-100.0%
Year-End Balance	3,231	4,227	30.8%

*Entity with no data in 2022 and 2023 has no expenditures to report.

Boundary Waters Drug Task Force

Expenditures	2022 Expenditures	2023* Expenditures	Percent Change (\$)
Amount Received in the Previous Year	\$222	\$---	-100.0%
Expenditure Categories			
Crime Prevention	\$---	\$---	---
Victim Reparations	---	---	---
Exploited Youth Programs	---	---	---
Trafficking Victim Programs	---	---	---
Investigation Costs	---	---	---
Court Costs	---	---	---
Salaries	---	---	---
Professional Services	---	---	---
Travel	---	---	---
Training	---	---	---
Other Operating Expenses	---	---	---
Capital Expenditures	---	---	---
Non-Profit or Other Programs	---	---	---
Other Expenditures	---	---	---
Total Expenditures	\$---	\$---	---
Estimated Value of All Held Property	---	\$---	---
Year-End Balance	222	3,748	1588.3%

*Entity with no data in 2022 and 2023 has no expenditures to report.

Bovey Police Department

Expenditures	2022 Expenditures	2023* Expenditures	Percent Change (\$)
Amount Received in the Previous Year	\$---	\$---	---
Expenditure Categories			
Crime Prevention	\$---	\$---	---
Victim Reparations	---	---	---
Exploited Youth Programs	---	---	---
Trafficking Victim Programs	---	---	---
Investigation Costs	---	---	---
Court Costs	---	---	---
Salaries	---	---	---
Professional Services	---	---	---
Travel	---	---	---
Training	---	---	---
Other Operating Expenses	---	---	---
Capital Expenditures	---	---	---
Non-Profit or Other Programs	---	---	---
Other Expenditures	---	---	---
Total Expenditures	\$---	\$---	---
Estimated Value of All Held Property	---	\$---	---
Year-End Balance	---	\$---	---

*Entity with no data in 2022 and 2023 has no expenditures to report.

Braham Police Department

Expenditures	2022 Expenditures	2023* Expenditures	Percent Change (\$)
Amount Received in the Previous Year	\$---	\$---	---
Expenditure Categories			
Crime Prevention	\$---	\$---	---
Victim Reparations	---	---	---
Exploited Youth Programs	---	---	---
Trafficking Victim Programs	---	---	---
Investigation Costs	---	---	---
Court Costs	---	---	---
Salaries	---	---	---
Professional Services	---	---	---
Travel	---	---	---
Training	---	---	---
Other Operating Expenses	---	---	---
Capital Expenditures	---	---	---
Non-Profit or Other Programs	---	---	---
Other Expenditures	---	---	---
Total Expenditures	\$---	\$---	---
Estimated Value of All Held Property	---	\$---	---
Year-End Balance	---	\$---	---

*Entity with no data in 2022 and 2023 has no expenditures to report.

Brainerd Police Department

Expenditures	2022 Expenditures	2023* Expenditures	Percent Change (\$)
Amount Received in the Previous Year	\$1,657	\$9,747	488.2%
Expenditure Categories			
Crime Prevention	\$---	\$---	---
Victim Reparations	---	---	---
Exploited Youth Programs	---	---	---
Trafficking Victim Programs	---	---	---
Investigation Costs	---	---	---
Court Costs	---	---	---
Salaries	---	---	---
Professional Services	---	---	---
Travel	---	---	---
Training	---	---	---
Other Operating Expenses	---	---	---
Capital Expenditures	---	---	---
Non-Profit or Other Programs	---	---	---
Other Expenditures	---	---	---
Total Expenditures	\$---	\$---	---
Estimated Value of All Held Property	14,817	37,115	150.5%
Year-End Balance	58,148	67,707	16.4%

*Entity with no data in 2022 and 2023 has no expenditures to report.

Breckenridge Police Department

Expenditures	2022 Expenditures	2023* Expenditures	Percent Change (\$)
Amount Received in the Previous Year	\$---	\$---	---
Expenditure Categories			
Crime Prevention	\$---	\$---	---
Victim Reparations	---	---	---
Exploited Youth Programs	---	---	---
Trafficking Victim Programs	---	---	---
Investigation Costs	---	---	---
Court Costs	---	---	---
Salaries	---	---	---
Professional Services	---	---	---
Travel	---	---	---
Training	---	---	---
Other Operating Expenses	---	---	---
Capital Expenditures	---	7,931	---
Non-Profit or Other Programs	---	---	---
Other Expenditures	---	---	---
Total Expenditures	\$---	\$7,931	---
Estimated Value of All Held Property	5,188	3,000	-42.2%
Year-End Balance	11,371	4,728	-58.4%

*Entity with no data in 2022 and 2023 has no expenditures to report.

Breezy Point Police Department

Expenditures	2022 Expenditures	2023* Expenditures	Percent Change (\$)
Amount Received in the Previous Year	\$---	\$---	---
Expenditure Categories			
Crime Prevention	\$---	\$---	---
Victim Reparations	---	---	---
Exploited Youth Programs	---	---	---
Trafficking Victim Programs	---	---	---
Investigation Costs	---	---	---
Court Costs	---	---	---
Salaries	---	---	---
Professional Services	---	---	---
Travel	---	---	---
Training	---	---	---
Other Operating Expenses	---	---	---
Capital Expenditures	---	---	---
Non-Profit or Other Programs	---	---	---
Other Expenditures	---	---	---
Total Expenditures	\$---	\$---	---
Estimated Value of All Held Property	---	\$---	---
Year-End Balance	---	\$---	---

*Entity with no data in 2022 and 2023 has no expenditures to report.

Breitung Police Department

Expenditures	2022 Expenditures	2023* Expenditures	Percent Change (\$)
Amount Received in the Previous Year	\$---	\$---	---
Expenditure Categories			
Crime Prevention	\$---	\$---	---
Victim Reparations	---	---	---
Exploited Youth Programs	---	---	---
Trafficking Victim Programs	---	---	---
Investigation Costs	---	---	---
Court Costs	---	---	---
Salaries	---	---	---
Professional Services	---	---	---
Travel	---	---	---
Training	---	---	---
Other Operating Expenses	---	---	---
Capital Expenditures	---	---	---
Non-Profit or Other Programs	---	---	---
Other Expenditures	---	---	---
Total Expenditures	\$---	\$---	---
Estimated Value of All Held Property	---	\$---	---
Year-End Balance	---	\$---	---

*Entity with no data in 2022 and 2023 has no expenditures to report.

Brooklyn Center Police Department

Expenditures	2022 Expenditures	2023* Expenditures	Percent Change (\$)
Amount Received in the Previous Year	\$3,746	\$87,489	2235.5%
Expenditure Categories			
Crime Prevention	\$---	\$---	---
Victim Reparations	---	---	---
Exploited Youth Programs	---	---	---
Trafficking Victim Programs	---	---	---
Investigation Costs	---	---	---
Court Costs	---	---	---
Salaries	---	---	---
Professional Services	---	---	---
Travel	---	---	---
Training	---	---	---
Other Operating Expenses	---	---	---
Capital Expenditures	---	---	---
Non-Profit or Other Programs	---	---	---
Other Expenditures	---	---	---
Total Expenditures	\$---	\$---	---
Estimated Value of All Held Property	16,131	\$---	-100.0%
Year-End Balance	87,489	104,283	19.2%

*Entity with no data in 2022 and 2023 has no expenditures to report.

Brooklyn Park Police Department

Expenditures	2022 Expenditures	2023* Expenditures	Percent Change (\$)
Amount Received in the Previous Year	\$20,500	\$4,565	-77.7%
Expenditure Categories			
Crime Prevention	\$---	\$---	---
Victim Reparations	---	---	---
Exploited Youth Programs	---	---	---
Trafficking Victim Programs	---	---	---
Investigation Costs	---	---	---
Court Costs	---	---	---
Salaries	---	---	---
Professional Services	520	13,523	2500.6%
Travel	---	---	---
Training	---	---	---
Other Operating Expenses	25	---	-100.0%
Capital Expenditures	34,954	23,991	-31.4%
Non-Profit or Other Programs	---	---	---
Other Expenditures	1,600	45,196	2724.8%
Total Expenditures	\$37,099	\$82,710	122.9%
Estimated Value of All Held Property	2,150	24,200	1025.6%
Year-End Balance	---	\$---	---

*Entity with no data in 2022 and 2023 has no expenditures to report.

Brown County Attorney's Office

Expenditures	2022 Expenditures	2023* Expenditures	Percent Change (\$)
Amount Received in the Previous Year	\$20,134	\$2,834	-85.9%
Expenditure Categories			
Crime Prevention	\$---	\$---	---
Victim Reparations	---	---	---
Exploited Youth Programs	---	---	---
Trafficking Victim Programs	---	---	---
Investigation Costs	---	---	---
Court Costs	---	---	---
Salaries	---	---	---
Professional Services	1,222	---	-100.0%
Travel	---	---	---
Training	---	---	---
Other Operating Expenses	---	1,161	---
Capital Expenditures	2,810	1,125	-60.0%
Non-Profit or Other Programs	---	---	---
Other Expenditures	---	---	---
Total Expenditures	\$4,032	\$2,286	-43.3%
Estimated Value of All Held Property	---	\$---	---
Year-End Balance	24,042	24,589	2.3%

*Entity with no data in 2022 and 2023 has no expenditures to report.

Brown County Sheriff's Office

Expenditures	2022 Expenditures	2023* Expenditures	Percent Change (\$)
Amount Received in the Previous Year	\$1,367	\$---	-100.0%
Expenditure Categories			
Crime Prevention	\$---	\$---	---
Victim Reparations	---	---	---
Exploited Youth Programs	---	---	---
Trafficking Victim Programs	---	---	---
Investigation Costs	---	---	---
Court Costs	---	---	---
Salaries	---	---	---
Professional Services	---	---	---
Travel	---	---	---
Training	---	---	---
Other Operating Expenses	---	---	---
Capital Expenditures	---	---	---
Non-Profit or Other Programs	---	---	---
Other Expenditures	---	---	---
Total Expenditures	\$---	\$---	---
Estimated Value of All Held Property	---	\$---	---
Year-End Balance	15,238	\$---	-100.0%

*Entity with no data in 2022 and 2023 has no expenditures to report.

Brown-Lyon-Redwood-Renville Drug Task Force

Expenditures	2022 Expenditures	2023* Expenditures	Percent Change (\$)
Amount Received in the Previous Year	\$143,808	\$185,788	29.2%
Expenditure Categories			
Crime Prevention	\$---	\$---	---
Victim Reparations	---	---	---
Exploited Youth Programs	---	---	---
Trafficking Victim Programs	---	---	---
Investigation Costs	---	8,560	---
Court Costs	12,643	66,902	429.2%
Salaries	---	---	---
Professional Services	---	---	---
Travel	---	---	---
Training	---	---	---
Other Operating Expenses	---	---	---
Capital Expenditures	32,670	---	-100.0%
Non-Profit or Other Programs	---	---	---
Other Expenditures	---	---	---
Total Expenditures	\$45,313	\$75,462	66.5%
Estimated Value of All Held Property	43,600	7,000	-83.9%
Year-End Balance	142,095	117,326	-17.4%

*Entity with no data in 2022 and 2023 has no expenditures to report.

Brownsdale Police Department

Expenditures	2022 Expenditures	2023* Expenditures	Percent Change (\$)
Amount Received in the Previous Year	\$---	\$---	---
Expenditure Categories			
Crime Prevention	\$---	\$---	---
Victim Reparations	---	---	---
Exploited Youth Programs	---	---	---
Trafficking Victim Programs	---	---	---
Investigation Costs	---	---	---
Court Costs	---	---	---
Salaries	---	---	---
Professional Services	---	---	---
Travel	---	---	---
Training	---	---	---
Other Operating Expenses	---	---	---
Capital Expenditures	---	---	---
Non-Profit or Other Programs	---	---	---
Other Expenditures	---	---	---
Total Expenditures	\$---	\$---	---
Estimated Value of All Held Property	---	\$---	---
Year-End Balance	---	\$---	---

*Entity with no data in 2022 and 2023 has no expenditures to report.

Brownton Police Department

Expenditures	2022 Expenditures	2023* Expenditures	Percent Change (\$)
Amount Received in the Previous Year	\$---	\$---	---
Expenditure Categories			
Crime Prevention	\$---	\$---	---
Victim Reparations	---	---	---
Exploited Youth Programs	---	---	---
Trafficking Victim Programs	---	---	---
Investigation Costs	---	---	---
Court Costs	---	---	---
Salaries	---	---	---
Professional Services	---	---	---
Travel	---	---	---
Training	---	---	---
Other Operating Expenses	---	---	---
Capital Expenditures	---	---	---
Non-Profit or Other Programs	---	---	---
Other Expenditures	---	---	---
Total Expenditures	\$---	\$---	---
Estimated Value of All Held Property	---	100	---
Year-End Balance	---	4,681	---

*Entity with no data in 2022 and 2023 has no expenditures to report.

Buffalo Lake Police Department

Expenditures	2022 Expenditures	2023* Expenditures	Percent Change (\$)
Amount Received in the Previous Year	\$---	\$---	---
Expenditure Categories			
Crime Prevention	\$---	\$---	---
Victim Reparations	---	---	---
Exploited Youth Programs	---	---	---
Trafficking Victim Programs	---	---	---
Investigation Costs	---	---	---
Court Costs	---	---	---
Salaries	---	---	---
Professional Services	---	---	---
Travel	---	---	---
Training	---	---	---
Other Operating Expenses	---	---	---
Capital Expenditures	---	---	---
Non-Profit or Other Programs	---	---	---
Other Expenditures	---	---	---
Total Expenditures	\$---	\$---	---
Estimated Value of All Held Property	3,500	2,000	-42.9%
Year-End Balance	4,749	4,751	0.0%

*Entity with no data in 2022 and 2023 has no expenditures to report.

Buffalo Police Department

Expenditures	2022 Expenditures	2023* Expenditures	Percent Change (\$)
Amount Received in the Previous Year	\$16,674	\$14,661	-12.1%
Expenditure Categories			
Crime Prevention	48	\$---	-100.0%
Victim Reparations	---	---	---
Exploited Youth Programs	---	---	---
Trafficking Victim Programs	---	---	---
Investigation Costs	---	---	---
Court Costs	4,482	---	-100.0%
Salaries	---	---	---
Professional Services	---	---	---
Travel	---	---	---
Training	274	---	-100.0%
Other Operating Expenses	25	---	-100.0%
Capital Expenditures	11,595	4,147	-64.2%
Non-Profit or Other Programs	250	---	-100.0%
Other Expenditures	---	---	---
Total Expenditures	\$16,674	\$4,147	-75.1%
Estimated Value of All Held Property	430	\$---	-100.0%
Year-End Balance	3,040	12,292	304.3%

*Entity with no data in 2022 and 2023 has no expenditures to report.

Buffalo Ridge Drug Task Force

Expenditures	2022 Expenditures	2023* Expenditures	Percent Change (\$)
Amount Received in the Previous Year	\$3,509	\$13,705	290.6%
Expenditure Categories			
Crime Prevention	\$---	\$---	---
Victim Reparations	---	---	---
Exploited Youth Programs	---	---	---
Trafficking Victim Programs	---	---	---
Investigation Costs	---	---	---
Court Costs	---	---	---
Salaries	---	---	---
Professional Services	---	---	---
Travel	---	---	---
Training	---	---	---
Other Operating Expenses	---	---	---
Capital Expenditures	---	---	---
Non-Profit or Other Programs	---	---	---
Other Expenditures	---	---	---
Total Expenditures	\$---	\$---	---
Estimated Value of All Held Property	12,700	7,400	-41.7%
Year-End Balance	2,456	10,474	326.5%

*Entity with no data in 2022 and 2023 has no expenditures to report.

Bureau of Criminal Apprehension

Expenditures	2022 Expenditures	2023* Expenditures	Percent Change (\$)
Amount Received in the Previous Year	\$335,872	\$141,826	-57.8%
Expenditure Categories			
Crime Prevention	\$---	\$---	---
Victim Reparations	---	---	---
Exploited Youth Programs	---	---	---
Trafficking Victim Programs	---	---	---
Investigation Costs	---	---	---
Court Costs	---	---	---
Salaries	11,739	20,428	74.0%
Professional Services	---	---	---
Travel	---	---	---
Training	---	---	---
Other Operating Expenses	2,027	896	-55.8%
Capital Expenditures	---	---	---
Non-Profit or Other Programs	---	---	---
Other Expenditures	39,245	25,034	-36.2%
Total Expenditures	\$53,011	\$46,358	-12.6%
Estimated Value of All Held Property	---	31,973	---
Year-End Balance	956,519	1,153,734	20.6%

*Entity with no data in 2022 and 2023 has no expenditures to report.

Burnsville Police Department

Expenditures	2022 Expenditures	2023* Expenditures	Percent Change (\$)
Amount Received in the Previous Year	\$1,500	\$2,875	91.7%
Expenditure Categories			
Crime Prevention	\$---	\$---	---
Victim Reparations	---	---	---
Exploited Youth Programs	---	---	---
Trafficking Victim Programs	---	---	---
Investigation Costs	---	---	---
Court Costs	---	---	---
Salaries	---	---	---
Professional Services	---	---	---
Travel	---	---	---
Training	---	---	---
Other Operating Expenses	1,060	1,090	2.8%
Capital Expenditures	---	---	---
Non-Profit or Other Programs	---	---	---
Other Expenditures	1,625	10,234	529.8%
Total Expenditures	\$2,685	\$11,324	321.8%
Estimated Value of All Held Property	11,300	5,890	-47.9%
Year-End Balance	34,436	24,948	-27.6%

*Entity with no data in 2022 and 2023 has no expenditures to report.

Caledonia Police Department

Expenditures	2022 Expenditures	2023* Expenditures	Percent Change (\$)
Amount Received in the Previous Year	\$---	\$---	---
Expenditure Categories			
Crime Prevention	\$---	\$---	---
Victim Reparations	---	---	---
Exploited Youth Programs	---	---	---
Trafficking Victim Programs	---	---	---
Investigation Costs	---	---	---
Court Costs	---	---	---
Salaries	---	---	---
Professional Services	---	---	---
Travel	---	---	---
Training	---	---	---
Other Operating Expenses	---	---	---
Capital Expenditures	---	---	---
Non-Profit or Other Programs	---	---	---
Other Expenditures	---	---	---
Total Expenditures	\$---	\$---	---
Estimated Value of All Held Property	6,500	\$---	-100.0%
Year-End Balance	5,201	\$---	-100.0%

*Entity with no data in 2022 and 2023 has no expenditures to report.

Callaway/Ogema Police Department

Expenditures	2022 Expenditures	2023* Expenditures	Percent Change (\$)
Amount Received in the Previous Year	\$---	\$---	---
Expenditure Categories			
Crime Prevention	\$---	\$---	---
Victim Reparations	---	---	---
Exploited Youth Programs	---	---	---
Trafficking Victim Programs	---	---	---
Investigation Costs	---	---	---
Court Costs	---	---	---
Salaries	---	---	---
Professional Services	---	---	---
Travel	---	---	---
Training	---	---	---
Other Operating Expenses	---	---	---
Capital Expenditures	---	---	---
Non-Profit or Other Programs	---	---	---
Other Expenditures	---	---	---
Total Expenditures	\$---	\$---	---
Estimated Value of All Held Property	---	\$---	---
Year-End Balance	---	\$---	---

*Entity with no data in 2022 and 2023 has no expenditures to report.

Cambridge Police Department

Expenditures	2022 Expenditures	2023* Expenditures	Percent Change (\$)
Amount Received in the Previous Year	\$---	\$---	---
Expenditure Categories			
Crime Prevention	\$---	\$---	---
Victim Reparations	---	---	---
Exploited Youth Programs	---	---	---
Trafficking Victim Programs	---	---	---
Investigation Costs	---	---	---
Court Costs	---	---	---
Salaries	---	---	---
Professional Services	---	---	---
Travel	---	---	---
Training	---	---	---
Other Operating Expenses	---	---	---
Capital Expenditures	---	---	---
Non-Profit or Other Programs	---	---	---
Other Expenditures	---	---	---
Total Expenditures	\$---	\$---	---
Estimated Value of All Held Property	---	\$---	---
Year-End Balance	---	\$---	---

*Entity with no data in 2022 and 2023 has no expenditures to report.

Canby Police Department

Expenditures	2022 Expenditures	2023* Expenditures	Percent Change (\$)
Amount Received in the Previous Year	\$---	\$50	---
Expenditure Categories			
Crime Prevention	\$---	\$---	---
Victim Reparations	---	---	---
Exploited Youth Programs	---	---	---
Trafficking Victim Programs	---	---	---
Investigation Costs	---	---	---
Court Costs	---	15	---
Salaries	---	---	---
Professional Services	---	---	---
Travel	---	---	---
Training	---	---	---
Other Operating Expenses	---	---	---
Capital Expenditures	---	---	---
Non-Profit or Other Programs	---	---	---
Other Expenditures	---	---	---
Total Expenditures	\$---	\$15	---
Estimated Value of All Held Property	---	\$---	---
Year-End Balance	---	35	---

*Entity with no data in 2022 and 2023 has no expenditures to report.

Cannon Falls Police Department

Expenditures	2022 Expenditures	2023* Expenditures	Percent Change (\$)
Amount Received in the Previous Year	\$4,757	\$6,550	37.7%
Expenditure Categories			
Crime Prevention	1,042	\$---	-100.0%
Victim Reparations	---	---	---
Exploited Youth Programs	---	---	---
Trafficking Victim Programs	---	---	---
Investigation Costs	---	---	---
Court Costs	2,256	1,470	-34.8%
Salaries	---	---	---
Professional Services	---	---	---
Travel	---	---	---
Training	---	---	---
Other Operating Expenses	---	---	---
Capital Expenditures	---	5,265	---
Non-Profit or Other Programs	---	---	---
Other Expenditures	1,459	---	-100.0%
Total Expenditures	\$4,757	\$6,735	41.6%
Estimated Value of All Held Property	---	\$---	---
Year-End Balance	---	60	---

*Entity with no data in 2022 and 2023 has no expenditures to report.

Cannon River Drug and Violent Offender Task Force

Expenditures	2022 Expenditures	2023* Expenditures	Percent Change (\$)
Amount Received in the Previous Year	\$110,275	\$90,710	-17.7%
Expenditure Categories			
Crime Prevention	\$---	\$---	---
Victim Reparations	---	---	---
Exploited Youth Programs	---	---	---
Trafficking Victim Programs	---	---	---
Investigation Costs	4,000	10,214	155.4%
Court Costs	---	---	---
Salaries	46,151	41,902	-9.2%
Professional Services	---	---	---
Travel	---	---	---
Training	4,275	4,693	9.8%
Other Operating Expenses	1,234	1,378	11.7%
Capital Expenditures	41,161	14,575	-64.6%
Non-Profit or Other Programs	---	---	---
Other Expenditures	13,454	17,948	33.4%
Total Expenditures	\$110,275	\$90,710	-17.7%
Estimated Value of All Held Property	140,513	65,039	-53.7%
Year-End Balance	72,404	9,483	-86.9%

*Entity with no data in 2022 and 2023 has no expenditures to report.

Carlton County Attorney's Office

Expenditures	2022 Expenditures	2023* Expenditures	Percent Change (\$)
Amount Received in the Previous Year	\$1,953	\$5,573	185.4%
Expenditure Categories			
Crime Prevention	\$---	\$---	---
Victim Reparations	---	---	---
Exploited Youth Programs	---	---	---
Trafficking Victim Programs	---	---	---
Investigation Costs	2,440	---	-100.0%
Court Costs	---	---	---
Salaries	---	---	---
Professional Services	---	---	---
Travel	---	86	---
Training	1,341	1,686	25.7%
Other Operating Expenses	67	---	-100.0%
Capital Expenditures	---	---	---
Non-Profit or Other Programs	5,000	10,000	100.0%
Other Expenditures	---	---	---
Total Expenditures	\$8,848	\$11,772	33.0%
Estimated Value of All Held Property	---	\$---	---
Year-End Balance	20,587	14,387	-30.1%

*Entity with no data in 2022 and 2023 has no expenditures to report.

Carlton County Sheriff's Office

Expenditures	2022 Expenditures	2023* Expenditures	Percent Change (\$)
Amount Received in the Previous Year	\$---	\$1,576	---
Expenditure Categories			
Crime Prevention	\$---	\$---	---
Victim Reparations	---	---	---
Exploited Youth Programs	---	---	---
Trafficking Victim Programs	---	---	---
Investigation Costs	487	---	-100.0%
Court Costs	---	---	---
Salaries	---	---	---
Professional Services	---	---	---
Travel	---	---	---
Training	---	---	---
Other Operating Expenses	1,212	4,492	270.6%
Capital Expenditures	2,552	1,715	-32.8%
Non-Profit or Other Programs	---	---	---
Other Expenditures	---	---	---
Total Expenditures	\$4,251	\$6,207	46.0%
Estimated Value of All Held Property	---	\$---	---
Year-End Balance	21,957	24,990	13.8%

*Entity with no data in 2022 and 2023 has no expenditures to report.

Carver County Attorney's Office

Expenditures	2022 Expenditures	2023* Expenditures	Percent Change (\$)
Amount Received in the Previous Year	\$65,893	\$8,645	-86.9%
Expenditure Categories			
Crime Prevention	300	500	66.7%
Victim Reparations	---	---	---
Exploited Youth Programs	---	261	---
Trafficking Victim Programs	---	---	---
Investigation Costs	---	---	---
Court Costs	---	---	---
Salaries	---	---	---
Professional Services	---	---	---
Travel	---	3,147	---
Training	5,418	1,297	-76.1%
Other Operating Expenses	---	---	---
Capital Expenditures	---	---	---
Non-Profit or Other Programs	---	---	---
Other Expenditures	---	---	---
Total Expenditures	\$5,718	\$5,205	-9.0%
Estimated Value of All Held Property	---	\$---	---
Year-End Balance	149,886	152,661	1.9%

*Entity with no data in 2022 and 2023 has no expenditures to report.

Carver County Sheriff's Office

Expenditures	2022 Expenditures	2023* Expenditures	Percent Change (\$)
Amount Received in the Previous Year	\$12,746	\$3,562	-72.1%
Expenditure Categories			
Crime Prevention	\$---	\$---	---
Victim Reparations	---	---	---
Exploited Youth Programs	---	---	---
Trafficking Victim Programs	---	---	---
Investigation Costs	---	---	---
Court Costs	---	---	---
Salaries	---	---	---
Professional Services	---	---	---
Travel	674	---	-100.0%
Training	18,424	---	-100.0%
Other Operating Expenses	1,974	---	-100.0%
Capital Expenditures	---	2,340	---
Non-Profit or Other Programs	---	---	---
Other Expenditures	---	---	---
Total Expenditures	\$21,072	\$2,340	-88.9%
Estimated Value of All Held Property	---	\$---	---
Year-End Balance	47,556	1,222	-97.4%

*Entity with no data in 2022 and 2023 has no expenditures to report.

Cass County Attorney's Office

Expenditures	2022 Expenditures	2023* Expenditures	Percent Change (\$)
Amount Received in the Previous Year	\$8,020	\$6,235	-22.3%
Expenditure Categories			
Crime Prevention	2,000	2,000	---
Victim Reparations	---	---	---
Exploited Youth Programs	---	---	---
Trafficking Victim Programs	---	---	---
Investigation Costs	---	---	---
Court Costs	---	---	---
Salaries	---	---	---
Professional Services	---	---	---
Travel	---	---	---
Training	---	---	---
Other Operating Expenses	---	---	---
Capital Expenditures	3,623	---	-100.0%
Non-Profit or Other Programs	---	---	---
Other Expenditures	---	---	---
Total Expenditures	\$5,623	\$2,000	-64.4%
Estimated Value of All Held Property	---	\$---	---
Year-End Balance	54,988	59,223	7.7%

*Entity with no data in 2022 and 2023 has no expenditures to report.

Cass County Sheriff's Office

Expenditures	2022 Expenditures	2023* Expenditures	Percent Change (\$)
Amount Received in the Previous Year	\$1,698	\$4,540	167.4%
Expenditure Categories			
Crime Prevention	\$---	\$---	---
Victim Reparations	---	---	---
Exploited Youth Programs	---	---	---
Trafficking Victim Programs	---	---	---
Investigation Costs	---	---	---
Court Costs	---	---	---
Salaries	---	---	---
Professional Services	---	---	---
Travel	---	---	---
Training	---	---	---
Other Operating Expenses	---	---	---
Capital Expenditures	---	---	---
Non-Profit or Other Programs	---	---	---
Other Expenditures	---	---	---
Total Expenditures	\$---	\$---	---
Estimated Value of All Held Property	---	\$---	---
Year-End Balance	---	\$---	---

*Entity with no data in 2022 and 2023 has no expenditures to report.

CEE-VI Drug Task Force

Expenditures	2022 Expenditures	2023* Expenditures	Percent Change (\$)
Amount Received in the Previous Year	\$126,254	\$167,740	32.9%
Expenditure Categories			
Crime Prevention	\$---	\$---	---
Victim Reparations	---	---	---
Exploited Youth Programs	---	---	---
Trafficking Victim Programs	---	---	---
Investigation Costs	---	---	---
Court Costs	---	---	---
Salaries	6,285	---	-100.0%
Professional Services	---	3,380	---
Travel	---	---	---
Training	---	3,250	---
Other Operating Expenses	1,144	8,046	603.3%
Capital Expenditures	7,034	15,426	119.3%
Non-Profit or Other Programs	---	---	---
Other Expenditures	1,771	---	-100.0%
Total Expenditures	\$16,234	\$30,102	85.4%
Estimated Value of All Held Property	229,732	57,868	-74.8%
Year-End Balance	123,928	208,152	68.0%

*Entity with no data in 2022 and 2023 has no expenditures to report.

Centennial Lakes Police Department

Expenditures	2022 Expenditures	2023* Expenditures	Percent Change (\$)
Amount Received in the Previous Year	\$---	\$192	---
Expenditure Categories			
Crime Prevention	\$---	\$---	---
Victim Reparations	---	---	---
Exploited Youth Programs	---	---	---
Trafficking Victim Programs	---	---	---
Investigation Costs	---	---	---
Court Costs	---	---	---
Salaries	---	---	---
Professional Services	---	---	---
Travel	---	---	---
Training	---	---	---
Other Operating Expenses	110	134	21.8%
Capital Expenditures	---	---	---
Non-Profit or Other Programs	---	---	---
Other Expenditures	---	---	---
Total Expenditures	\$110	\$134	21.8%
Estimated Value of All Held Property	---	7,500	---
Year-End Balance	---	19	---

*Entity with no data in 2022 and 2023 has no expenditures to report.

Central Minnesota Violent Offenders Task Force

Expenditures	2022 Expenditures	2023* Expenditures	Percent Change (\$)
Amount Received in the Previous Year	\$216,764	\$96,081	-55.7%
Expenditure Categories			
Crime Prevention	\$---	\$---	---
Victim Reparations	---	---	---
Exploited Youth Programs	---	---	---
Trafficking Victim Programs	---	---	---
Investigation Costs	---	31,200	---
Court Costs	---	---	---
Salaries	---	---	---
Professional Services	5,924	6,935	17.1%
Travel	---	---	---
Training	---	4,637	---
Other Operating Expenses	13,378	26,492	98.0%
Capital Expenditures	---	---	---
Non-Profit or Other Programs	---	---	---
Other Expenditures	---	---	---
Total Expenditures	\$19,302	\$69,264	258.8%
Estimated Value of All Held Property	168,535	151,732	-10.0%
Year-End Balance	160,631	81,103	-49.5%

*Entity with no data in 2022 and 2023 has no expenditures to report.

Champlin Police Department

Expenditures	2022 Expenditures	2023* Expenditures	Percent Change (\$)
Amount Received in the Previous Year	\$---	\$16,395	---
Expenditure Categories			
Crime Prevention	\$---	\$---	---
Victim Reparations	---	---	---
Exploited Youth Programs	---	---	---
Trafficking Victim Programs	---	---	---
Investigation Costs	---	---	---
Court Costs	---	---	---
Salaries	---	---	---
Professional Services	---	---	---
Travel	---	---	---
Training	---	---	---
Other Operating Expenses	---	---	---
Capital Expenditures	---	---	---
Non-Profit or Other Programs	---	---	---
Other Expenditures	---	---	---
Total Expenditures	\$---	\$---	---
Estimated Value of All Held Property	8,302	\$---	-100.0%
Year-End Balance	8,302	\$---	-100.0%

*Entity with no data in 2022 and 2023 has no expenditures to report.

Chaska Police Department

Expenditures	2022 Expenditures	2023* Expenditures	Percent Change (\$)
Amount Received in the Previous Year	\$8,350	\$---	-100.0%
Expenditure Categories			
Crime Prevention	\$---	\$---	---
Victim Reparations	---	---	---
Exploited Youth Programs	---	---	---
Trafficking Victim Programs	---	---	---
Investigation Costs	---	---	---
Court Costs	---	---	---
Salaries	---	---	---
Professional Services	---	---	---
Travel	---	---	---
Training	---	---	---
Other Operating Expenses	---	4,165	---
Capital Expenditures	4,752	59,000	1141.6%
Non-Profit or Other Programs	---	---	---
Other Expenditures	252	---	-100.0%
Total Expenditures	\$5,004	\$63,165	1162.3%
Estimated Value of All Held Property	19,400	7,441	-61.6%
Year-End Balance	69,371	17,478	-74.8%

*Entity with no data in 2022 and 2023 has no expenditures to report.

Chatfield Police Department

Expenditures	2022 Expenditures	2023* Expenditures	Percent Change (\$)
Amount Received in the Previous Year	\$---	\$---	---
Expenditure Categories			
Crime Prevention	\$---	\$---	---
Victim Reparations	---	---	---
Exploited Youth Programs	---	---	---
Trafficking Victim Programs	---	---	---
Investigation Costs	---	---	---
Court Costs	---	---	---
Salaries	---	---	---
Professional Services	---	---	---
Travel	---	---	---
Training	---	---	---
Other Operating Expenses	---	---	---
Capital Expenditures	---	---	---
Non-Profit or Other Programs	---	---	---
Other Expenditures	---	---	---
Total Expenditures	\$---	\$---	---
Estimated Value of All Held Property	---	\$---	---
Year-End Balance	---	\$---	---

*Entity with no data in 2022 and 2023 has no expenditures to report.

Chippewa County Attorney's Office

Expenditures	2022 Expenditures	2023* Expenditures	Percent Change (\$)
Amount Received in the Previous Year	\$700	\$1,252	78.9%
Expenditure Categories			
Crime Prevention	\$---	\$---	---
Victim Reparations	---	---	---
Exploited Youth Programs	---	---	---
Trafficking Victim Programs	---	---	---
Investigation Costs	---	---	---
Court Costs	267	7,000	2521.7%
Salaries	1,761	---	-100.0%
Professional Services	---	680	---
Travel	266	519	95.1%
Training	---	---	---
Other Operating Expenses	1,449	2,005	38.4%
Capital Expenditures	164	---	-100.0%
Non-Profit or Other Programs	---	---	---
Other Expenditures	---	---	---
Total Expenditures	\$3,907	\$10,204	161.2%
Estimated Value of All Held Property	700	\$---	-100.0%
Year-End Balance	11,258	2,322	-79.4%

*Entity with no data in 2022 and 2023 has no expenditures to report.

Chippewa County Sheriff's Office

Expenditures	2022 Expenditures	2023* Expenditures	Percent Change (\$)
Amount Received in the Previous Year	\$5,960	\$2,095	-64.8%
Expenditure Categories			
Crime Prevention	\$---	\$---	---
Victim Reparations	---	---	---
Exploited Youth Programs	---	---	---
Trafficking Victim Programs	---	---	---
Investigation Costs	---	---	---
Court Costs	1,702	---	-100.0%
Salaries	80	---	-100.0%
Professional Services	---	---	---
Travel	---	---	---
Training	---	---	---
Other Operating Expenses	---	---	---
Capital Expenditures	3,224	10,756	233.6%
Non-Profit or Other Programs	---	---	---
Other Expenditures	---	---	---
Total Expenditures	\$5,006	\$10,756	114.9%
Estimated Value of All Held Property	---	\$---	---
Year-End Balance	55,870	48,574	-13.1%

*Entity with no data in 2022 and 2023 has no expenditures to report.

Chisago County Attorney's Office

Expenditures	2022 Expenditures	2023* Expenditures	Percent Change (\$)
Amount Received in the Previous Year	\$24,012	\$5,672	-76.4%
Expenditure Categories			
Crime Prevention	\$---	\$---	---
Victim Reparations	---	---	---
Exploited Youth Programs	---	---	---
Trafficking Victim Programs	---	---	---
Investigation Costs	---	---	---
Court Costs	---	---	---
Salaries	---	---	---
Professional Services	295	91	-69.2%
Travel	---	---	---
Training	---	---	---
Other Operating Expenses	215	---	-100.0%
Capital Expenditures	---	---	---
Non-Profit or Other Programs	---	---	---
Other Expenditures	---	---	---
Total Expenditures	\$510	\$91	-82.2%
Estimated Value of All Held Property	---	\$---	---
Year-End Balance	29,417	5,581	-81.0%

*Entity with no data in 2022 and 2023 has no expenditures to report.

Chisago County Sheriff's Office

Expenditures	2022 Expenditures	2023* Expenditures	Percent Change (\$)
Amount Received in the Previous Year	\$---	\$11,928	---
Expenditure Categories			
Crime Prevention	\$---	\$---	---
Victim Reparations	---	---	---
Exploited Youth Programs	---	---	---
Trafficking Victim Programs	---	---	---
Investigation Costs	---	---	---
Court Costs	---	---	---
Salaries	---	---	---
Professional Services	---	---	---
Travel	---	---	---
Training	---	---	---
Other Operating Expenses	---	---	---
Capital Expenditures	---	17,764	---
Non-Profit or Other Programs	---	---	---
Other Expenditures	---	---	---
Total Expenditures	\$---	\$17,764	---
Estimated Value of All Held Property	---	149,257	---
Year-End Balance	35,320	29,484	-16.5%

*Entity with no data in 2022 and 2023 has no expenditures to report.

Chisholm Police Department

Expenditures	2022 Expenditures	2023* Expenditures	Percent Change (\$)
Amount Received in the Previous Year	\$---	\$---	---
Expenditure Categories			
Crime Prevention	\$---	\$---	---
Victim Reparations	---	---	---
Exploited Youth Programs	---	---	---
Trafficking Victim Programs	---	---	---
Investigation Costs	---	---	---
Court Costs	---	---	---
Salaries	---	---	---
Professional Services	---	---	---
Travel	---	---	---
Training	---	---	---
Other Operating Expenses	---	---	---
Capital Expenditures	---	---	---
Non-Profit or Other Programs	---	---	---
Other Expenditures	---	---	---
Total Expenditures	\$---	\$---	---
Estimated Value of All Held Property	---	\$---	---
Year-End Balance	---	\$---	---

*Entity with no data in 2022 and 2023 has no expenditures to report.

City of Albert Lea Attorney's Office

Expenditures	2022 Expenditures	2023* Expenditures	Percent Change (\$)
Amount Received in the Previous Year	\$---	\$---	---
Expenditure Categories			
Crime Prevention	\$---	\$---	---
Victim Reparations	---	---	---
Exploited Youth Programs	---	---	---
Trafficking Victim Programs	---	---	---
Investigation Costs	---	---	---
Court Costs	---	---	---
Salaries	---	---	---
Professional Services	---	---	---
Travel	---	---	---
Training	---	---	---
Other Operating Expenses	---	---	---
Capital Expenditures	---	---	---
Non-Profit or Other Programs	---	---	---
Other Expenditures	---	---	---
Total Expenditures	\$---	\$---	---
Estimated Value of All Held Property	\$---	\$---	---
Year-End Balance	\$---	\$---	---

*Entity with no data in 2022 and 2023 has no expenditures to report.

City of Appleton Attorney's Office

Expenditures	2022 Expenditures	2023* Expenditures	Percent Change (\$)
Amount Received in the Previous Year	\$---	\$---	---
Expenditure Categories			
Crime Prevention	\$---	\$---	---
Victim Reparations	---	---	---
Exploited Youth Programs	---	---	---
Trafficking Victim Programs	---	---	---
Investigation Costs	---	---	---
Court Costs	---	---	---
Salaries	---	---	---
Professional Services	---	---	---
Travel	---	---	---
Training	---	---	---
Other Operating Expenses	---	---	---
Capital Expenditures	---	---	---
Non-Profit or Other Programs	---	---	---
Other Expenditures	---	---	---
Total Expenditures	\$---	\$---	---
Estimated Value of All Held Property	---	\$---	---
Year-End Balance	---	25,914	---

*Entity with no data in 2022 and 2023 has no expenditures to report.

City of Benson Attorney's Office

Expenditures	2022 Expenditures	2023* Expenditures	Percent Change (\$)
Amount Received in the Previous Year	\$---	\$---	---
Expenditure Categories			
Crime Prevention	\$---	\$---	---
Victim Reparations	---	---	---
Exploited Youth Programs	---	---	---
Trafficking Victim Programs	---	---	---
Investigation Costs	---	---	---
Court Costs	---	---	---
Salaries	---	---	---
Professional Services	---	---	---
Travel	---	---	---
Training	---	---	---
Other Operating Expenses	---	---	---
Capital Expenditures	---	---	---
Non-Profit or Other Programs	---	---	---
Other Expenditures	---	---	---
Total Expenditures	\$---	\$---	---
Estimated Value of All Held Property	---	\$---	---
Year-End Balance	---	25,914	---

*Entity with no data in 2022 and 2023 has no expenditures to report.

City of Breckenridge Attorney's Office

Expenditures	2022 Expenditures	2023* Expenditures	Percent Change (\$)
Amount Received in the Previous Year	\$---	\$---	---
Expenditure Categories			
Crime Prevention	\$---	\$---	---
Victim Reparations	---	---	---
Exploited Youth Programs	---	---	---
Trafficking Victim Programs	---	---	---
Investigation Costs	---	---	---
Court Costs	---	---	---
Salaries	---	---	---
Professional Services	---	---	---
Travel	---	---	---
Training	---	---	---
Other Operating Expenses	---	---	---
Capital Expenditures	---	---	---
Non-Profit or Other Programs	---	---	---
Other Expenditures	---	---	---
Total Expenditures	\$---	\$---	---
Estimated Value of All Held Property	---	\$---	---
Year-End Balance	---	\$---	---

*Entity with no data in 2022 and 2023 has no expenditures to report.

City of Cloquet Attorney's Office (Carlton County)

Expenditures	2022 Expenditures	2023* Expenditures	Percent Change (\$)
Amount Received in the Previous Year	\$---	\$---	---
Expenditure Categories			
Crime Prevention	\$---	\$---	---
Victim Reparations	---	---	---
Exploited Youth Programs	---	---	---
Trafficking Victim Programs	---	---	---
Investigation Costs	---	---	---
Court Costs	---	---	---
Salaries	---	---	---
Professional Services	---	---	---
Travel	---	---	---
Training	---	---	---
Other Operating Expenses	---	---	---
Capital Expenditures	---	---	---
Non-Profit or Other Programs	---	---	---
Other Expenditures	---	---	---
Total Expenditures	\$---	\$---	---
Estimated Value of All Held Property	---	\$---	---
Year-End Balance	---	\$---	---

*Entity with no data in 2022 and 2023 has no expenditures to report.

City of Elk River Attorney's Office (Sherburne County)

Expenditures	2022 Expenditures	2023* Expenditures	Percent Change (\$)
Amount Received in the Previous Year	\$3,072	\$---	-100.0%
Expenditure Categories			
Crime Prevention	\$---	\$---	---
Victim Reparations	---	---	---
Exploited Youth Programs	---	---	---
Trafficking Victim Programs	---	---	---
Investigation Costs	---	---	---
Court Costs	3,072	---	-100.0%
Salaries	---	---	---
Professional Services	---	---	---
Travel	---	---	---
Training	---	---	---
Other Operating Expenses	---	---	---
Capital Expenditures	---	---	---
Non-Profit or Other Programs	---	---	---
Other Expenditures	---	---	---
Total Expenditures	\$3,072	\$---	-100.0%
Estimated Value of All Held Property	---	\$---	---
Year-End Balance	---	\$---	---

*Entity with no data in 2022 and 2023 has no expenditures to report.

City of Fulda Attorney's Office

Expenditures	2022 Expenditures	2023* Expenditures	Percent Change (\$)
Amount Received in the Previous Year	\$---	\$---	---
Expenditure Categories			
Crime Prevention	\$---	\$---	---
Victim Reparations	---	---	---
Exploited Youth Programs	---	---	---
Trafficking Victim Programs	---	---	---
Investigation Costs	---	---	---
Court Costs	---	---	---
Salaries	---	---	---
Professional Services	---	---	---
Travel	---	---	---
Training	---	---	---
Other Operating Expenses	---	---	---
Capital Expenditures	---	---	---
Non-Profit or Other Programs	---	---	---
Other Expenditures	---	---	---
Total Expenditures	\$---	\$---	---
Estimated Value of All Held Property	---	\$---	---
Year-End Balance	---	\$---	---

*Entity with no data in 2022 and 2023 has no expenditures to report.

City of Isle Attorney's Office

Expenditures	2022 Expenditures	2023* Expenditures	Percent Change (\$)
Amount Received in the Previous Year	\$---	\$---	---
Expenditure Categories			
Crime Prevention	\$---	\$---	---
Victim Reparations	---	---	---
Exploited Youth Programs	---	---	---
Trafficking Victim Programs	---	---	---
Investigation Costs	---	---	---
Court Costs	---	---	---
Salaries	---	---	---
Professional Services	---	---	---
Travel	---	---	---
Training	---	---	---
Other Operating Expenses	---	---	---
Capital Expenditures	---	---	---
Non-Profit or Other Programs	---	---	---
Other Expenditures	---	---	---
Total Expenditures	\$---	\$---	---
Estimated Value of All Held Property	---	\$---	---
Year-End Balance	---	\$---	---

*Entity with no data in 2022 and 2023 has no expenditures to report.

City of Milaca Attorney's Office

Expenditures	2022 Expenditures	2023* Expenditures	Percent Change (\$)
Amount Received in the Previous Year	\$---	\$739	---
Expenditure Categories			
Crime Prevention	\$---	\$---	---
Victim Reparations	---	---	---
Exploited Youth Programs	---	---	---
Trafficking Victim Programs	---	---	---
Investigation Costs	---	---	---
Court Costs	---	---	---
Salaries	---	739	---
Professional Services	---	---	---
Travel	---	---	---
Training	---	---	---
Other Operating Expenses	---	---	---
Capital Expenditures	---	---	---
Non-Profit or Other Programs	---	---	---
Other Expenditures	---	---	---
Total Expenditures	\$---	\$739	---
Estimated Value of All Held Property	---	\$---	---
Year-End Balance	---	\$---	---

*Entity with no data in 2022 and 2023 has no expenditures to report.

City of North Mankato Attorney's Office

Expenditures	2022 Expenditures	2023* Expenditures	Percent Change (\$)
Amount Received in the Previous Year	\$---	\$---	---
Expenditure Categories			
Crime Prevention	\$---	\$---	---
Victim Reparations	---	---	---
Exploited Youth Programs	---	---	---
Trafficking Victim Programs	---	---	---
Investigation Costs	---	---	---
Court Costs	---	---	---
Salaries	---	---	---
Professional Services	---	---	---
Travel	---	---	---
Training	---	---	---
Other Operating Expenses	---	---	---
Capital Expenditures	---	---	---
Non-Profit or Other Programs	---	---	---
Other Expenditures	---	---	---
Total Expenditures	\$---	\$---	---
Estimated Value of All Held Property	---	\$---	---
Year-End Balance	---	\$---	---

*Entity with no data in 2022 and 2023 has no expenditures to report.

City of Onamia Attorney's Office

Expenditures	2022 Expenditures	2023* Expenditures	Percent Change (\$)
Amount Received in the Previous Year	\$---	\$---	---
Expenditure Categories			
Crime Prevention	\$---	\$---	---
Victim Reparations	---	---	---
Exploited Youth Programs	---	---	---
Trafficking Victim Programs	---	---	---
Investigation Costs	---	---	---
Court Costs	---	---	---
Salaries	---	---	---
Professional Services	---	---	---
Travel	---	---	---
Training	---	---	---
Other Operating Expenses	---	---	---
Capital Expenditures	---	---	---
Non-Profit or Other Programs	---	---	---
Other Expenditures	---	---	---
Total Expenditures	\$---	\$---	---
Estimated Value of All Held Property	---	\$---	---
Year-End Balance	---	\$---	---

*Entity with no data in 2022 and 2023 has no expenditures to report.

City of Princeton Attorney's Office (Mille Lacs County)

Expenditures	2022 Expenditures	2023* Expenditures	Percent Change (\$)
Amount Received in the Previous Year	\$618	\$1,370	121.7%
Expenditure Categories			
Crime Prevention	\$---	\$---	---
Victim Reparations	---	---	---
Exploited Youth Programs	---	---	---
Trafficking Victim Programs	---	---	---
Investigation Costs	---	---	---
Court Costs	---	---	---
Salaries	---	1,370	---
Professional Services	---	---	---
Travel	---	---	---
Training	---	---	---
Other Operating Expenses	618	---	-100.0%
Capital Expenditures	---	---	---
Non-Profit or Other Programs	---	---	---
Other Expenditures	---	---	---
Total Expenditures	\$618	\$1,370	121.7%
Estimated Value of All Held Property	---	\$---	---
Year-End Balance	---	\$---	---

*Entity with no data in 2022 and 2023 has no expenditures to report.

City of Saint Cloud Attorney's Office

Expenditures	2022 Expenditures	2023* Expenditures	Percent Change (\$)
Amount Received in the Previous Year	\$---	\$4,701	---
Expenditure Categories			
Crime Prevention	\$---	\$---	---
Victim Reparations	---	---	---
Exploited Youth Programs	---	---	---
Trafficking Victim Programs	---	---	---
Investigation Costs	---	---	---
Court Costs	---	---	---
Salaries	---	---	---
Professional Services	---	---	---
Travel	---	---	---
Training	---	445	---
Other Operating Expenses	---	---	---
Capital Expenditures	---	---	---
Non-Profit or Other Programs	---	---	---
Other Expenditures	---	---	---
Total Expenditures	\$---	\$445	---
Estimated Value of All Held Property	\$---	\$---	---
Year-End Balance	\$---	35,181	---

*Entity with no data in 2022 and 2023 has no expenditures to report.

City of Saint Peter Attorney's Office

Expenditures	2022 Expenditures	2023* Expenditures	Percent Change (\$)
Amount Received in the Previous Year	\$1,861	\$1,861	---
Expenditure Categories			
Crime Prevention	\$---	\$---	---
Victim Reparations	---	---	---
Exploited Youth Programs	---	---	---
Trafficking Victim Programs	---	---	---
Investigation Costs	---	---	---
Court Costs	---	1,861	---
Salaries	1,861	---	-100.0%
Professional Services	---	---	---
Travel	---	---	---
Training	---	---	---
Other Operating Expenses	---	---	---
Capital Expenditures	---	---	---
Non-Profit or Other Programs	---	---	---
Other Expenditures	---	---	---
Total Expenditures	\$1,861	\$1,861	---
Estimated Value of All Held Property	---	\$---	---
Year-End Balance	---	\$---	---

*Entity with no data in 2022 and 2023 has no expenditures to report.

City of Slayton Attorney's Office

Expenditures	2022 Expenditures	2023* Expenditures	Percent Change (\$)
Amount Received in the Previous Year	\$---	\$---	---
Expenditure Categories			
Crime Prevention	\$---	\$---	---
Victim Reparations	---	---	---
Exploited Youth Programs	---	---	---
Trafficking Victim Programs	---	---	---
Investigation Costs	---	---	---
Court Costs	---	---	---
Salaries	---	---	---
Professional Services	---	---	---
Travel	---	---	---
Training	---	---	---
Other Operating Expenses	---	---	---
Capital Expenditures	---	---	---
Non-Profit or Other Programs	---	---	---
Other Expenditures	---	---	---
Total Expenditures	\$---	\$---	---
Estimated Value of All Held Property	9,000	900,000	9900.0%
Year-End Balance	---	\$---	---

*Entity with no data in 2022 and 2023 has no expenditures to report.

Clay County Attorney's Office

Expenditures	2022 Expenditures	2023* Expenditures	Percent Change (\$)
Amount Received in the Previous Year	\$16,175	\$23,710	46.6%
Expenditure Categories			
Crime Prevention	\$---	5,000	---
Victim Reparations	---	---	---
Exploited Youth Programs	1,029	---	-100.0%
Trafficking Victim Programs	---	---	---
Investigation Costs	---	---	---
Court Costs	---	10,750	---
Salaries	---	---	---
Professional Services	---	---	---
Travel	1,719	---	-100.0%
Training	4,984	---	-100.0%
Other Operating Expenses	1,215	---	-100.0%
Capital Expenditures	49,635	7,450	-85.0%
Non-Profit or Other Programs	---	---	---
Other Expenditures	---	---	---
Total Expenditures	\$58,582	\$23,200	-60.4%
Estimated Value of All Held Property	---	\$---	---
Year-End Balance	254,041	278,228	9.5%

*Entity with no data in 2022 and 2023 has no expenditures to report.

Clay County Sheriff's Office

Expenditures	2022 Expenditures	2023* Expenditures	Percent Change (\$)
Amount Received in the Previous Year	\$109,068	\$4,766	-95.6%
Expenditure Categories			
Crime Prevention	2,000	\$---	-100.0%
Victim Reparations	---	---	---
Exploited Youth Programs	---	---	---
Trafficking Victim Programs	---	---	---
Investigation Costs	---	---	---
Court Costs	---	---	---
Salaries	---	---	---
Professional Services	4,205	---	-100.0%
Travel	---	---	---
Training	---	---	---
Other Operating Expenses	---	292	---
Capital Expenditures	46,441	23,950	-48.4%
Non-Profit or Other Programs	---	---	---
Other Expenditures	---	10,329	---
Total Expenditures	\$52,646	\$34,571	-34.3%
Estimated Value of All Held Property	25,000	\$---	-100.0%
Year-End Balance	159,055	190,137	19.5%

*Entity with no data in 2022 and 2023 has no expenditures to report.

Clearbrook Police Department

Expenditures	2022 Expenditures	2023* Expenditures	Percent Change (\$)
Amount Received in the Previous Year	\$---	\$---	---
Expenditure Categories			
Crime Prevention	\$---	\$---	---
Victim Reparations	---	---	---
Exploited Youth Programs	---	---	---
Trafficking Victim Programs	---	---	---
Investigation Costs	---	---	---
Court Costs	---	---	---
Salaries	---	---	---
Professional Services	---	---	---
Travel	---	---	---
Training	---	---	---
Other Operating Expenses	---	---	---
Capital Expenditures	---	---	---
Non-Profit or Other Programs	---	---	---
Other Expenditures	---	---	---
Total Expenditures	\$---	\$---	---
Estimated Value of All Held Property	---	\$---	---
Year-End Balance	---	\$---	---

*Entity with no data in 2022 and 2023 has no expenditures to report.

Clearwater County Attorney's Office

Expenditures	2022 Expenditures	2023* Expenditures	Percent Change (\$)
Amount Received in the Previous Year	\$776	\$---	-100.0%
Expenditure Categories			
Crime Prevention	\$---	\$---	---
Victim Reparations	---	---	---
Exploited Youth Programs	---	---	---
Trafficking Victim Programs	---	---	---
Investigation Costs	---	---	---
Court Costs	---	---	---
Salaries	---	---	---
Professional Services	---	---	---
Travel	---	---	---
Training	---	---	---
Other Operating Expenses	---	---	---
Capital Expenditures	---	---	---
Non-Profit or Other Programs	---	---	---
Other Expenditures	---	---	---
Total Expenditures	\$---	\$---	---
Estimated Value of All Held Property	766	\$---	-100.0%
Year-End Balance	17,725	17,725	---

*Entity with no data in 2022 and 2023 has no expenditures to report.

Clearwater County Sheriff's Office

Expenditures	2022 Expenditures	2023* Expenditures	Percent Change (\$)
Amount Received in the Previous Year	\$2,134	\$7,191	237.0%
Expenditure Categories			
Crime Prevention	\$---	\$---	---
Victim Reparations	---	---	---
Exploited Youth Programs	---	---	---
Trafficking Victim Programs	---	---	---
Investigation Costs	---	---	---
Court Costs	---	---	---
Salaries	---	---	---
Professional Services	---	---	---
Travel	---	---	---
Training	---	---	---
Other Operating Expenses	---	---	---
Capital Expenditures	4,800	5,563	15.9%
Non-Profit or Other Programs	---	---	---
Other Expenditures	---	---	---
Total Expenditures	\$4,800	\$5,563	15.9%
Estimated Value of All Held Property	---	\$---	---
Year-End Balance	---	23,924	---

*Entity with no data in 2022 and 2023 has no expenditures to report.

Cleveland Police Department

Expenditures	2022 Expenditures	2023* Expenditures	Percent Change (\$)
Amount Received in the Previous Year	\$---	\$---	---
Expenditure Categories			
Crime Prevention	\$---	\$---	---
Victim Reparations	---	---	---
Exploited Youth Programs	---	---	---
Trafficking Victim Programs	---	---	---
Investigation Costs	---	---	---
Court Costs	---	---	---
Salaries	---	---	---
Professional Services	---	---	---
Travel	---	---	---
Training	---	---	---
Other Operating Expenses	---	---	---
Capital Expenditures	---	---	---
Non-Profit or Other Programs	---	---	---
Other Expenditures	---	---	---
Total Expenditures	\$---	\$---	---
Estimated Value of All Held Property	---	\$---	---
Year-End Balance	---	\$---	---

*Entity with no data in 2022 and 2023 has no expenditures to report.

Climax Police Department

Expenditures	2022 Expenditures	2023* Expenditures	Percent Change (\$)
Amount Received in the Previous Year	\$---	\$---	---
Expenditure Categories			
Crime Prevention	\$---	\$---	---
Victim Reparations	---	---	---
Exploited Youth Programs	---	---	---
Trafficking Victim Programs	---	---	---
Investigation Costs	---	---	---
Court Costs	---	---	---
Salaries	---	---	---
Professional Services	---	---	---
Travel	---	---	---
Training	---	---	---
Other Operating Expenses	---	---	---
Capital Expenditures	---	---	---
Non-Profit or Other Programs	---	---	---
Other Expenditures	---	---	---
Total Expenditures	\$---	\$---	---
Estimated Value of All Held Property	---	\$---	---
Year-End Balance	---	\$---	---

*Entity with no data in 2022 and 2023 has no expenditures to report.

Cloquet Police Department

Expenditures	2022 Expenditures	2023* Expenditures	Percent Change (\$)
Amount Received in the Previous Year	\$996	\$6,707	573.4%
Expenditure Categories			
Crime Prevention	\$---	\$---	---
Victim Reparations	---	---	---
Exploited Youth Programs	---	---	---
Trafficking Victim Programs	---	---	---
Investigation Costs	996	---	-100.0%
Court Costs	---	1,143	---
Salaries	---	---	---
Professional Services	---	---	---
Travel	---	---	---
Training	---	---	---
Other Operating Expenses	---	---	---
Capital Expenditures	---	---	---
Non-Profit or Other Programs	---	---	---
Other Expenditures	---	---	---
Total Expenditures	\$996	\$1,143	14.8%
Estimated Value of All Held Property	57,000	49,000	-14.0%
Year-End Balance	9,589	14,906	55.4%

*Entity with no data in 2022 and 2023 has no expenditures to report.

Cold Spring Police Department

Expenditures	2022 Expenditures	2023* Expenditures	Percent Change (\$)
Amount Received in the Previous Year	\$3,697	\$3,070	-17.0%
Expenditure Categories			
Crime Prevention	1,403	\$---	-100.0%
Victim Reparations	---	---	---
Exploited Youth Programs	---	---	---
Trafficking Victim Programs	---	---	---
Investigation Costs	---	---	---
Court Costs	---	---	---
Salaries	---	---	---
Professional Services	50	---	-100.0%
Travel	---	---	---
Training	---	---	---
Other Operating Expenses	---	22	---
Capital Expenditures	1,228	8,855	621.1%
Non-Profit or Other Programs	---	---	---
Other Expenditures	1,248	294	-76.4%
Total Expenditures	\$3,929	\$9,171	133.4%
Estimated Value of All Held Property	900	\$---	-100.0%
Year-End Balance	58,817	14,424	-75.5%

*Entity with no data in 2022 and 2023 has no expenditures to report.

Coleraine Police Department

Expenditures	2022 Expenditures	2023* Expenditures	Percent Change (\$)
Amount Received in the Previous Year	\$---	\$---	---
Expenditure Categories			
Crime Prevention	\$---	\$---	---
Victim Reparations	---	---	---
Exploited Youth Programs	---	---	---
Trafficking Victim Programs	---	---	---
Investigation Costs	---	---	---
Court Costs	---	---	---
Salaries	---	---	---
Professional Services	---	---	---
Travel	---	---	---
Training	---	---	---
Other Operating Expenses	---	---	---
Capital Expenditures	---	5,802	---
Non-Profit or Other Programs	---	---	---
Other Expenditures	---	---	---
Total Expenditures	\$---	\$5,802	---
Estimated Value of All Held Property	---	\$---	---
Year-End Balance	4,583	2,556	-44.2%

*Entity with no data in 2022 and 2023 has no expenditures to report.

Columbia Heights Police Department

Expenditures	2022 Expenditures	2023* Expenditures	Percent Change (\$)
Amount Received in the Previous Year	\$---	\$---	---
Expenditure Categories			
Crime Prevention	\$---	\$---	---
Victim Reparations	---	---	---
Exploited Youth Programs	---	---	---
Trafficking Victim Programs	---	---	---
Investigation Costs	---	---	---
Court Costs	---	---	---
Salaries	---	---	---
Professional Services	---	---	---
Travel	---	---	---
Training	---	---	---
Other Operating Expenses	---	---	---
Capital Expenditures	---	4,817	---
Non-Profit or Other Programs	---	---	---
Other Expenditures	---	---	---
Total Expenditures	\$---	\$4,817	---
Estimated Value of All Held Property	600	\$---	-100.0%
Year-End Balance	20,825	16,009	-23.1%

*Entity with no data in 2022 and 2023 has no expenditures to report.

Cook County Attorney's Office

Expenditures	2022 Expenditures	2023* Expenditures	Percent Change (\$)
Amount Received in the Previous Year	\$---	\$---	---
Expenditure Categories			
Crime Prevention	\$---	\$---	---
Victim Reparations	---	1,458	---
Exploited Youth Programs	---	---	---
Trafficking Victim Programs	---	---	---
Investigation Costs	---	---	---
Court Costs	---	---	---
Salaries	---	---	---
Professional Services	---	---	---
Travel	---	---	---
Training	---	---	---
Other Operating Expenses	---	---	---
Capital Expenditures	---	---	---
Non-Profit or Other Programs	---	---	---
Other Expenditures	---	---	---
Total Expenditures	\$---	\$1,458	---
Estimated Value of All Held Property	2,280	2,508	10.0%
Year-End Balance	3,966	2,508	-36.8%

*Entity with no data in 2022 and 2023 has no expenditures to report.

Cook County Sheriff's Office

Expenditures	2022 Expenditures	2023* Expenditures	Percent Change (\$)
Amount Received in the Previous Year	\$---	\$---	---
Expenditure Categories			
Crime Prevention	\$---	\$---	---
Victim Reparations	---	---	---
Exploited Youth Programs	---	---	---
Trafficking Victim Programs	---	---	---
Investigation Costs	---	---	---
Court Costs	---	---	---
Salaries	---	---	---
Professional Services	---	---	---
Travel	---	---	---
Training	---	---	---
Other Operating Expenses	---	---	---
Capital Expenditures	---	---	---
Non-Profit or Other Programs	---	---	---
Other Expenditures	---	---	---
Total Expenditures	\$---	\$---	---
Estimated Value of All Held Property	---	\$---	---
Year-End Balance	---	\$---	---

*Entity with no data in 2022 and 2023 has no expenditures to report.

Coon Rapids Police Department

Expenditures	2022 Expenditures	2023* Expenditures	Percent Change (\$)
Amount Received in the Previous Year	\$25,615	\$7,914	-69.1%
Expenditure Categories			
Crime Prevention	\$---	\$---	---
Victim Reparations	---	---	---
Exploited Youth Programs	---	---	---
Trafficking Victim Programs	---	---	---
Investigation Costs	---	---	---
Court Costs	---	---	---
Salaries	---	---	---
Professional Services	10,080	---	-100.0%
Travel	---	---	---
Training	---	---	---
Other Operating Expenses	---	---	---
Capital Expenditures	39,919	3,707	-90.7%
Non-Profit or Other Programs	---	---	---
Other Expenditures	---	5,982	---
Total Expenditures	\$49,999	\$9,689	-80.6%
Estimated Value of All Held Property	93,632	231,422	147.2%
Year-End Balance	195,773	118,620	-39.4%

*Entity with no data in 2022 and 2023 has no expenditures to report.

Corcoran Police Department

Expenditures	2022 Expenditures	2023* Expenditures	Percent Change (\$)
Amount Received in the Previous Year	\$2,000	\$310	-84.5%
Expenditure Categories			
Crime Prevention	\$---	\$---	---
Victim Reparations	---	---	---
Exploited Youth Programs	---	---	---
Trafficking Victim Programs	---	---	---
Investigation Costs	---	---	---
Court Costs	368	---	-100.0%
Salaries	---	---	---
Professional Services	---	690	---
Travel	---	---	---
Training	---	24	---
Other Operating Expenses	---	---	---
Capital Expenditures	---	---	---
Non-Profit or Other Programs	---	---	---
Other Expenditures	---	---	---
Total Expenditures	\$368	\$714	94.0%
Estimated Value of All Held Property	---	\$---	---
Year-End Balance	11,825	8,658	-26.8%

*Entity with no data in 2022 and 2023 has no expenditures to report.

Cottage Grove Police Department

Expenditures	2022 Expenditures	2023* Expenditures	Percent Change (\$)
Amount Received in the Previous Year	\$32,687	\$37,857	15.8%
Expenditure Categories			
Crime Prevention	\$---	\$---	---
Victim Reparations	---	---	---
Exploited Youth Programs	---	---	---
Trafficking Victim Programs	---	---	---
Investigation Costs	---	---	---
Court Costs	1,370	---	-100.0%
Salaries	---	---	---
Professional Services	5,500	---	-100.0%
Travel	---	---	---
Training	3,850	---	-100.0%
Other Operating Expenses	---	3,186	---
Capital Expenditures	31,906	75,453	136.5%
Non-Profit or Other Programs	---	---	---
Other Expenditures	---	---	---
Total Expenditures	\$42,626	\$78,639	84.5%
Estimated Value of All Held Property	35,801	\$---	-100.0%
Year-End Balance	97,183	6,469	-93.3%

*Entity with no data in 2022 and 2023 has no expenditures to report.

Cottonwood County Attorney's Office

Expenditures	2022 Expenditures	2023* Expenditures	Percent Change (\$)
Amount Received in the Previous Year	\$4,443	\$422	-90.5%
Expenditure Categories			
Crime Prevention	\$---	\$---	---
Victim Reparations	---	---	---
Exploited Youth Programs	---	---	---
Trafficking Victim Programs	---	---	---
Investigation Costs	---	---	---
Court Costs	---	---	---
Salaries	---	---	---
Professional Services	---	---	---
Travel	---	---	---
Training	---	---	---
Other Operating Expenses	---	---	---
Capital Expenditures	1,094	---	-100.0%
Non-Profit or Other Programs	---	---	---
Other Expenditures	---	---	---
Total Expenditures	\$1,094	\$---	-100.0%
Estimated Value of All Held Property	---	\$---	---
Year-End Balance	10,722	10,943	2.1%

*Entity with no data in 2022 and 2023 has no expenditures to report.

Cottonwood County Sheriff's Office

Expenditures	2022 Expenditures	2023* Expenditures	Percent Change (\$)
Amount Received in the Previous Year	\$---	\$---	---
Expenditure Categories			
Crime Prevention	\$---	\$---	---
Victim Reparations	---	---	---
Exploited Youth Programs	---	---	---
Trafficking Victim Programs	---	---	---
Investigation Costs	---	---	---
Court Costs	---	---	---
Salaries	---	---	---
Professional Services	---	---	---
Travel	---	---	---
Training	---	---	---
Other Operating Expenses	---	---	---
Capital Expenditures	---	---	---
Non-Profit or Other Programs	---	---	---
Other Expenditures	---	---	---
Total Expenditures	\$---	\$---	---
Estimated Value of All Held Property	---	\$---	---
Year-End Balance	---	\$---	---

*Entity with no data in 2022 and 2023 has no expenditures to report.

Crookston Police Department

Expenditures	2022 Expenditures	2023* Expenditures	Percent Change (\$)
Amount Received in the Previous Year	\$36,069	\$---	-100.0%
Expenditure Categories			
Crime Prevention	\$---	\$---	---
Victim Reparations	---	---	---
Exploited Youth Programs	---	---	---
Trafficking Victim Programs	---	---	---
Investigation Costs	---	---	---
Court Costs	---	---	---
Salaries	---	---	---
Professional Services	---	---	---
Travel	---	---	---
Training	375	---	-100.0%
Other Operating Expenses	---	---	---
Capital Expenditures	12,930	34,757	168.8%
Non-Profit or Other Programs	---	---	---
Other Expenditures	---	---	---
Total Expenditures	\$13,305	\$34,757	161.2%
Estimated Value of All Held Property	25,000	2,201	-91.2%
Year-End Balance	76,216	42,702	-44.0%

*Entity with no data in 2022 and 2023 has no expenditures to report.

Crosby Police Department

Expenditures	2022 Expenditures	2023* Expenditures	Percent Change (\$)
Amount Received in the Previous Year	\$---	\$---	---
Expenditure Categories			
Crime Prevention	\$---	\$---	---
Victim Reparations	---	---	---
Exploited Youth Programs	---	---	---
Trafficking Victim Programs	---	---	---
Investigation Costs	---	---	---
Court Costs	---	---	---
Salaries	---	---	---
Professional Services	---	---	---
Travel	---	---	---
Training	---	---	---
Other Operating Expenses	---	---	---
Capital Expenditures	---	2,019	---
Non-Profit or Other Programs	---	---	---
Other Expenditures	---	---	---
Total Expenditures	\$---	\$2,019	---
Estimated Value of All Held Property	---	\$---	---
Year-End Balance	7,899	8,322	5.4%

*Entity with no data in 2022 and 2023 has no expenditures to report.

Crosslake Police Department

Expenditures	2022 Expenditures	2023* Expenditures	Percent Change (\$)
Amount Received in the Previous Year	\$---	\$---	---
Expenditure Categories			
Crime Prevention	\$---	\$---	---
Victim Reparations	---	---	---
Exploited Youth Programs	---	---	---
Trafficking Victim Programs	---	---	---
Investigation Costs	---	---	---
Court Costs	---	---	---
Salaries	---	---	---
Professional Services	---	---	---
Travel	---	---	---
Training	---	---	---
Other Operating Expenses	---	---	---
Capital Expenditures	---	---	---
Non-Profit or Other Programs	---	---	---
Other Expenditures	---	---	---
Total Expenditures	\$---	\$---	---
Estimated Value of All Held Property	---	\$---	---
Year-End Balance	---	\$---	---

*Entity with no data in 2022 and 2023 has no expenditures to report.

Crow Wing County Attorney's Office

Expenditures	2022 Expenditures	2023* Expenditures	Percent Change (\$)
Amount Received in the Previous Year	\$10,860	\$6,845	-37.0%
Expenditure Categories			
Crime Prevention	\$---	\$---	---
Victim Reparations	---	---	---
Exploited Youth Programs	---	---	---
Trafficking Victim Programs	---	---	---
Investigation Costs	---	---	---
Court Costs	---	---	---
Salaries	---	---	---
Professional Services	---	---	---
Travel	1,744	7,192	312.4%
Training	5,005	1,259	-74.8%
Other Operating Expenses	---	11,702	---
Capital Expenditures	15,881	474	-97.0%
Non-Profit or Other Programs	---	---	---
Other Expenditures	---	---	---
Total Expenditures	\$22,630	\$20,627	-8.9%
Estimated Value of All Held Property	---	\$---	---
Year-End Balance	16,851	3,068	-81.8%

*Entity with no data in 2022 and 2023 has no expenditures to report.

Crow Wing County Sheriff's Office

Expenditures	2022 Expenditures	2023* Expenditures	Percent Change (\$)
Amount Received in the Previous Year	\$6,569	\$7,363	12.1%
Expenditure Categories			
Crime Prevention	\$---	\$---	---
Victim Reparations	---	---	---
Exploited Youth Programs	---	---	---
Trafficking Victim Programs	---	---	---
Investigation Costs	---	---	---
Court Costs	---	---	---
Salaries	---	---	---
Professional Services	---	---	---
Travel	---	---	---
Training	---	---	---
Other Operating Expenses	---	---	---
Capital Expenditures	---	---	---
Non-Profit or Other Programs	---	---	---
Other Expenditures	---	---	---
Total Expenditures	\$---	\$---	---
Estimated Value of All Held Property	16,433	22,380	36.2%
Year-End Balance	19,296	26,659	38.2%

*Entity with no data in 2022 and 2023 has no expenditures to report.

Crystal Police Department

Expenditures	2022 Expenditures	2023* Expenditures	Percent Change (\$)
Amount Received in the Previous Year	\$---	\$10,888	---
Expenditure Categories			
Crime Prevention	\$---	\$---	---
Victim Reparations	---	---	---
Exploited Youth Programs	---	---	---
Trafficking Victim Programs	---	---	---
Investigation Costs	---	---	---
Court Costs	---	3,648	---
Salaries	---	---	---
Professional Services	---	---	---
Travel	---	---	---
Training	---	---	---
Other Operating Expenses	---	---	---
Capital Expenditures	---	---	---
Non-Profit or Other Programs	---	---	---
Other Expenditures	---	---	---
Total Expenditures	\$---	\$3,648	---
Estimated Value of All Held Property	---	\$---	---
Year-End Balance	---	61,198	---

*Entity with no data in 2022 and 2023 has no expenditures to report.

Cuyuna Police Department

Expenditures	2022 Expenditures	2023* Expenditures	Percent Change (\$)
Amount Received in the Previous Year	\$---	\$---	---
Expenditure Categories			
Crime Prevention	\$---	\$---	---
Victim Reparations	---	---	---
Exploited Youth Programs	---	---	---
Trafficking Victim Programs	---	---	---
Investigation Costs	---	---	---
Court Costs	---	---	---
Salaries	---	---	---
Professional Services	---	---	---
Travel	---	---	---
Training	---	---	---
Other Operating Expenses	---	---	---
Capital Expenditures	---	---	---
Non-Profit or Other Programs	---	---	---
Other Expenditures	---	---	---
Total Expenditures	\$---	\$---	---
Estimated Value of All Held Property	---	\$---	---
Year-End Balance	---	\$---	---

*Entity with no data in 2022 and 2023 has no expenditures to report.

Dakota County Attorney's Office

Expenditures	2022 Expenditures	2023* Expenditures	Percent Change (\$)
Amount Received in the Previous Year	\$35,990	\$64,220	78.4%
Expenditure Categories			
Crime Prevention	\$---	2,175	---
Victim Reparations	---	---	---
Exploited Youth Programs	---	---	---
Trafficking Victim Programs	---	---	---
Investigation Costs	---	---	---
Court Costs	---	---	---
Salaries	79,410	---	-100.0%
Professional Services	6,520	4,974	-23.7%
Travel	---	---	---
Training	2,000	8,783	339.2%
Other Operating Expenses	---	---	---
Capital Expenditures	---	---	---
Non-Profit or Other Programs	1,000	---	-100.0%
Other Expenditures	---	1,207	---
Total Expenditures	\$88,930	\$17,139	-80.7%
Estimated Value of All Held Property	---	\$---	---
Year-End Balance	163,934	205,838	25.6%

*Entity with no data in 2022 and 2023 has no expenditures to report.

Dakota County Drug Task Force

Expenditures	2022 Expenditures	2023* Expenditures	Percent Change (\$)
Amount Received in the Previous Year	\$201,278	\$223,377	11.0%
Expenditure Categories			
Crime Prevention	\$---	\$---	---
Victim Reparations	---	---	---
Exploited Youth Programs	---	---	---
Trafficking Victim Programs	---	---	---
Investigation Costs	4,910	13,448	173.9%
Court Costs	---	---	---
Salaries	---	30,370	---
Professional Services	1,027	18,300	1681.9%
Travel	968	625	-35.4%
Training	---	---	---
Other Operating Expenses	6,032	9,025	49.6%
Capital Expenditures	10,194	9,850	-3.4%
Non-Profit or Other Programs	---	---	---
Other Expenditures	43,773	13,720	-68.7%
Total Expenditures	\$66,904	\$95,338	42.5%
Estimated Value of All Held Property	22,505	32,000	42.2%
Year-End Balance	502,637	455,773	-9.3%

*Entity with no data in 2022 and 2023 has no expenditures to report.

Dakota County Sheriff's Office

Expenditures	2022 Expenditures	2023* Expenditures	Percent Change (\$)
Amount Received in the Previous Year	\$7,589	\$6,901	-9.1%
Expenditure Categories			
Crime Prevention	\$---	\$---	---
Victim Reparations	---	---	---
Exploited Youth Programs	---	---	---
Trafficking Victim Programs	---	---	---
Investigation Costs	---	---	---
Court Costs	---	---	---
Salaries	---	---	---
Professional Services	---	---	---
Travel	---	---	---
Training	---	---	---
Other Operating Expenses	---	---	---
Capital Expenditures	---	---	---
Non-Profit or Other Programs	---	---	---
Other Expenditures	---	---	---
Total Expenditures	\$---	\$---	---
Estimated Value of All Held Property	69,250	51,858	-25.1%
Year-End Balance	171,841	163,484	-4.9%

*Entity with no data in 2022 and 2023 has no expenditures to report.

Danube Police Department

Expenditures	2022 Expenditures	2023* Expenditures	Percent Change (\$)
Amount Received in the Previous Year	\$---	\$---	---
Expenditure Categories			
Crime Prevention	\$---	\$---	---
Victim Reparations	---	---	---
Exploited Youth Programs	---	---	---
Trafficking Victim Programs	---	---	---
Investigation Costs	---	---	---
Court Costs	---	---	---
Salaries	---	---	---
Professional Services	---	---	---
Travel	---	---	---
Training	---	---	---
Other Operating Expenses	---	---	---
Capital Expenditures	---	---	---
Non-Profit or Other Programs	---	---	---
Other Expenditures	---	---	---
Total Expenditures	\$---	\$---	---
Estimated Value of All Held Property	---	\$---	---
Year-End Balance	---	\$---	---

*Entity with no data in 2022 and 2023 has no expenditures to report.

Dawson Police Department

Expenditures	2022 Expenditures	2023* Expenditures	Percent Change (\$)
Amount Received in the Previous Year	\$---	\$---	---
Expenditure Categories			
Crime Prevention	\$---	\$---	---
Victim Reparations	---	---	---
Exploited Youth Programs	---	---	---
Trafficking Victim Programs	---	---	---
Investigation Costs	---	---	---
Court Costs	---	---	---
Salaries	---	---	---
Professional Services	---	---	---
Travel	---	---	---
Training	---	---	---
Other Operating Expenses	---	---	---
Capital Expenditures	---	---	---
Non-Profit or Other Programs	---	---	---
Other Expenditures	---	---	---
Total Expenditures	\$---	\$---	---
Estimated Value of All Held Property	---	\$---	---
Year-End Balance	---	\$---	---

*Entity with no data in 2022 and 2023 has no expenditures to report.

Dayton Police Department

Expenditures	2022 Expenditures	2023* Expenditures	Percent Change (\$)
Amount Received in the Previous Year	\$1,300	\$1,249	-3.9%
Expenditure Categories			
Crime Prevention	\$---	\$---	---
Victim Reparations	---	---	---
Exploited Youth Programs	---	---	---
Trafficking Victim Programs	---	---	---
Investigation Costs	---	---	---
Court Costs	---	---	---
Salaries	---	---	---
Professional Services	---	---	---
Travel	---	---	---
Training	---	---	---
Other Operating Expenses	---	---	---
Capital Expenditures	---	---	---
Non-Profit or Other Programs	---	---	---
Other Expenditures	---	---	---
Total Expenditures	\$---	\$---	---
Estimated Value of All Held Property	---	\$---	---
Year-End Balance	10,220	12,745	24.7%

*Entity with no data in 2022 and 2023 has no expenditures to report.

Deephaven Police Department

Expenditures	2022 Expenditures	2023* Expenditures	Percent Change (\$)
Amount Received in the Previous Year	\$---	\$---	---
Expenditure Categories			
Crime Prevention	\$---	\$---	---
Victim Reparations	---	---	---
Exploited Youth Programs	---	---	---
Trafficking Victim Programs	---	---	---
Investigation Costs	---	---	---
Court Costs	---	---	---
Salaries	---	---	---
Professional Services	---	---	---
Travel	---	---	---
Training	---	---	---
Other Operating Expenses	---	---	---
Capital Expenditures	---	---	---
Non-Profit or Other Programs	---	---	---
Other Expenditures	---	---	---
Total Expenditures	\$---	\$---	---
Estimated Value of All Held Property	---	1,000	---
Year-End Balance	---	\$---	---

*Entity with no data in 2022 and 2023 has no expenditures to report.

Deer River Police Department

Expenditures	2022 Expenditures	2023* Expenditures	Percent Change (\$)
Amount Received in the Previous Year	\$790	\$---	-100.0%
Expenditure Categories			
Crime Prevention	\$---	\$---	---
Victim Reparations	---	---	---
Exploited Youth Programs	---	---	---
Trafficking Victim Programs	---	---	---
Investigation Costs	---	---	---
Court Costs	199	---	-100.0%
Salaries	---	---	---
Professional Services	---	---	---
Travel	---	---	---
Training	---	---	---
Other Operating Expenses	---	---	---
Capital Expenditures	---	---	---
Non-Profit or Other Programs	---	---	---
Other Expenditures	---	---	---
Total Expenditures	\$199	\$---	-100.0%
Estimated Value of All Held Property	591	\$---	-100.0%
Year-End Balance	591	\$---	-100.0%

*Entity with no data in 2022 and 2023 has no expenditures to report.

Deerwood Police Department

Expenditures	2022 Expenditures	2023* Expenditures	Percent Change (\$)
Amount Received in the Previous Year	\$---	\$---	---
Expenditure Categories			
Crime Prevention	\$---	\$---	---
Victim Reparations	---	---	---
Exploited Youth Programs	---	---	---
Trafficking Victim Programs	---	---	---
Investigation Costs	---	---	---
Court Costs	---	---	---
Salaries	---	---	---
Professional Services	---	---	---
Travel	---	---	---
Training	---	---	---
Other Operating Expenses	---	---	---
Capital Expenditures	---	---	---
Non-Profit or Other Programs	---	---	---
Other Expenditures	---	---	---
Total Expenditures	\$---	\$---	---
Estimated Value of All Held Property	---	\$---	---
Year-End Balance	---	9,068	---

*Entity with no data in 2022 and 2023 has no expenditures to report.

Department of Corrections

Expenditures	2022 Expenditures	2023* Expenditures	Percent Change (\$)
Amount Received in the Previous Year	\$---	\$3,391	---
Expenditure Categories			
Crime Prevention	\$---	\$---	---
Victim Reparations	---	---	---
Exploited Youth Programs	---	---	---
Trafficking Victim Programs	---	---	---
Investigation Costs	---	---	---
Court Costs	---	---	---
Salaries	---	---	---
Professional Services	---	---	---
Travel	---	---	---
Training	---	---	---
Other Operating Expenses	---	---	---
Capital Expenditures	---	---	---
Non-Profit or Other Programs	---	---	---
Other Expenditures	---	---	---
Total Expenditures	\$---	\$---	---
Estimated Value of All Held Property	---	6,309	---
Year-End Balance	3,391	9,700	186.1%

*Entity with no data in 2022 and 2023 has no expenditures to report.

Detroit Lakes Police Department

Expenditures	2022 Expenditures	2023* Expenditures	Percent Change (\$)
Amount Received in the Previous Year	\$50,699	\$22,060	-56.5%
Expenditure Categories			
Crime Prevention	\$---	\$---	---
Victim Reparations	---	---	---
Exploited Youth Programs	---	---	---
Trafficking Victim Programs	---	---	---
Investigation Costs	---	---	---
Court Costs	---	---	---
Salaries	---	---	---
Professional Services	---	---	---
Travel	---	---	---
Training	---	---	---
Other Operating Expenses	8,231	283	-96.6%
Capital Expenditures	5,394	21,903	306.1%
Non-Profit or Other Programs	---	---	---
Other Expenditures	---	---	---
Total Expenditures	\$13,625	\$22,186	62.8%
Estimated Value of All Held Property	12,000	5,000	-58.3%
Year-End Balance	72,541	69,494	-4.2%

*Entity with no data in 2022 and 2023 has no expenditures to report.

Dilworth Police Department

Expenditures	2022 Expenditures	2023* Expenditures	Percent Change (\$)
Amount Received in the Previous Year	\$4,991	\$250	-95.0%
Expenditure Categories			
Crime Prevention	\$---	\$---	---
Victim Reparations	---	---	---
Exploited Youth Programs	---	---	---
Trafficking Victim Programs	---	---	---
Investigation Costs	---	---	---
Court Costs	---	---	---
Salaries	---	---	---
Professional Services	---	---	---
Travel	---	---	---
Training	---	---	---
Other Operating Expenses	---	---	---
Capital Expenditures	14,829	---	-100.0%
Non-Profit or Other Programs	---	---	---
Other Expenditures	---	---	---
Total Expenditures	\$14,829	\$---	-100.0%
Estimated Value of All Held Property	---	\$---	---
Year-End Balance	22,388	26,381	17.8%

*Entity with no data in 2022 and 2023 has no expenditures to report.

DNR, Enforcement Division

Expenditures	2022 Expenditures	2023* Expenditures	Percent Change (\$)
Amount Received in the Previous Year	\$201,418	\$---	-100.0%
Expenditure Categories			
Crime Prevention	\$---	\$---	---
Victim Reparations	---	---	---
Exploited Youth Programs	---	---	---
Trafficking Victim Programs	---	---	---
Investigation Costs	---	---	---
Court Costs	2,611	---	-100.0%
Salaries	---	---	---
Professional Services	---	---	---
Travel	---	---	---
Training	---	---	---
Other Operating Expenses	---	---	---
Capital Expenditures	---	---	---
Non-Profit or Other Programs	---	---	---
Other Expenditures	28,141	---	-100.0%
Total Expenditures	\$30,752	\$---	-100.0%
Estimated Value of All Held Property	---	\$---	---
Year-End Balance	---	\$---	---

*Entity with no data in 2022 and 2023 has no expenditures to report.

Dodge County Attorney's Office

Expenditures	2022 Expenditures	2023* Expenditures	Percent Change (\$)
Amount Received in the Previous Year	\$2,866	\$2,654	-7.4%
Expenditure Categories			
Crime Prevention	\$---	\$---	---
Victim Reparations	---	---	---
Exploited Youth Programs	---	---	---
Trafficking Victim Programs	---	---	---
Investigation Costs	---	---	---
Court Costs	---	---	---
Salaries	---	---	---
Professional Services	---	200	---
Travel	---	---	---
Training	---	---	---
Other Operating Expenses	---	---	---
Capital Expenditures	---	---	---
Non-Profit or Other Programs	---	---	---
Other Expenditures	---	---	---
Total Expenditures	\$---	\$200	---
Estimated Value of All Held Property	---	\$---	---
Year-End Balance	2,866	2,654	-7.4%

*Entity with no data in 2022 and 2023 has no expenditures to report.

Dodge County Sheriff's Office

Expenditures	2022 Expenditures	2023* Expenditures	Percent Change (\$)
Amount Received in the Previous Year	\$100	\$---	-100.0%
Expenditure Categories			
Crime Prevention	\$---	\$---	---
Victim Reparations	---	---	---
Exploited Youth Programs	---	---	---
Trafficking Victim Programs	---	---	---
Investigation Costs	---	---	---
Court Costs	---	---	---
Salaries	---	---	---
Professional Services	---	---	---
Travel	---	---	---
Training	---	---	---
Other Operating Expenses	---	---	---
Capital Expenditures	---	---	---
Non-Profit or Other Programs	---	---	---
Other Expenditures	---	---	---
Total Expenditures	\$---	\$---	---
Estimated Value of All Held Property	---	\$---	---
Year-End Balance	100	\$---	-100.0%

*Entity with no data in 2022 and 2023 has no expenditures to report.

Douglas County Attorney's Office

Expenditures	2022 Expenditures	2023* Expenditures	Percent Change (\$)
Amount Received in the Previous Year	\$10,415	\$9,745	-6.4%
Expenditure Categories			
Crime Prevention	\$---	\$---	---
Victim Reparations	---	---	---
Exploited Youth Programs	---	---	---
Trafficking Victim Programs	---	---	---
Investigation Costs	---	---	---
Court Costs	---	---	---
Salaries	---	---	---
Professional Services	---	---	---
Travel	---	---	---
Training	---	---	---
Other Operating Expenses	---	---	---
Capital Expenditures	537	1,299	141.9%
Non-Profit or Other Programs	---	---	---
Other Expenditures	---	---	---
Total Expenditures	\$537	\$1,299	141.9%
Estimated Value of All Held Property	---	\$---	---
Year-End Balance	132,293	140,739	6.4%

*Entity with no data in 2022 and 2023 has no expenditures to report.

Douglas County Sheriff's Office

Expenditures	2022 Expenditures	2023* Expenditures	Percent Change (\$)
Amount Received in the Previous Year	\$13,268	\$22,057	66.2%
Expenditure Categories			
Crime Prevention	\$---	\$---	---
Victim Reparations	---	---	---
Exploited Youth Programs	---	---	---
Trafficking Victim Programs	---	---	---
Investigation Costs	---	---	---
Court Costs	3,325	---	-100.0%
Salaries	---	---	---
Professional Services	---	---	---
Travel	---	---	---
Training	---	---	---
Other Operating Expenses	11	---	-100.0%
Capital Expenditures	---	---	---
Non-Profit or Other Programs	---	---	---
Other Expenditures	1,882	6,632	252.4%
Total Expenditures	\$5,218	\$6,632	27.1%
Estimated Value of All Held Property	---	\$---	---
Year-End Balance	104,213	251,333	141.2%

*Entity with no data in 2022 and 2023 has no expenditures to report.

Duluth Police Department

Expenditures	2022 Expenditures	2023* Expenditures	Percent Change (\$)
Amount Received in the Previous Year	\$14,815	\$16,109	8.7%
Expenditure Categories			
Crime Prevention	\$---	\$---	---
Victim Reparations	---	---	---
Exploited Youth Programs	---	---	---
Trafficking Victim Programs	---	---	---
Investigation Costs	---	---	---
Court Costs	---	---	---
Salaries	---	---	---
Professional Services	16,262	6,987	-57.0%
Travel	---	---	---
Training	---	---	---
Other Operating Expenses	8,129	1,155	-85.8%
Capital Expenditures	47,150	---	-100.0%
Non-Profit or Other Programs	---	---	---
Other Expenditures	---	---	---
Total Expenditures	\$71,541	\$8,142	-88.6%
Estimated Value of All Held Property	---	\$---	---
Year-End Balance	71,542	47,158	-34.1%

*Entity with no data in 2022 and 2023 has no expenditures to report.

Duluth Township Police Department

Expenditures	2022 Expenditures	2023* Expenditures	Percent Change (\$)
Amount Received in the Previous Year	\$---	\$---	---
Expenditure Categories			
Crime Prevention	\$---	\$---	---
Victim Reparations	---	---	---
Exploited Youth Programs	---	---	---
Trafficking Victim Programs	---	---	---
Investigation Costs	---	---	---
Court Costs	---	---	---
Salaries	---	---	---
Professional Services	---	---	---
Travel	---	---	---
Training	---	---	---
Other Operating Expenses	---	---	---
Capital Expenditures	---	---	---
Non-Profit or Other Programs	---	---	---
Other Expenditures	---	---	---
Total Expenditures	\$---	\$---	---
Estimated Value of All Held Property	---	\$---	---
Year-End Balance	---	\$---	---

*Entity with no data in 2022 and 2023 has no expenditures to report.

Dundas Police Department

Expenditures	2022 Expenditures	2023* Expenditures	Percent Change (\$)
Amount Received in the Previous Year	\$---	\$---	---
Expenditure Categories			
Crime Prevention	\$---	\$---	---
Victim Reparations	---	---	---
Exploited Youth Programs	---	---	---
Trafficking Victim Programs	---	---	---
Investigation Costs	---	---	---
Court Costs	---	---	---
Salaries	---	---	---
Professional Services	---	---	---
Travel	---	---	---
Training	---	---	---
Other Operating Expenses	---	---	---
Capital Expenditures	---	---	---
Non-Profit or Other Programs	---	---	---
Other Expenditures	---	---	---
Total Expenditures	\$---	\$---	---
Estimated Value of All Held Property	---	\$---	---
Year-End Balance	---	\$---	---

*Entity with no data in 2022 and 2023 has no expenditures to report.

Eagan Police Department

Expenditures	2022 Expenditures	2023* Expenditures	Percent Change (\$)
Amount Received in the Previous Year	\$12,849	\$19,156	49.1%
Expenditure Categories			
Crime Prevention	\$---	\$---	---
Victim Reparations	---	---	---
Exploited Youth Programs	---	---	---
Trafficking Victim Programs	---	---	---
Investigation Costs	---	---	---
Court Costs	2,413	4,790	98.5%
Salaries	---	---	---
Professional Services	---	5,600	---
Travel	---	---	---
Training	---	---	---
Other Operating Expenses	---	---	---
Capital Expenditures	---	2,348	---
Non-Profit or Other Programs	---	---	---
Other Expenditures	5,071	---	-100.0%
Total Expenditures	\$7,484	\$12,738	70.2%
Estimated Value of All Held Property	---	\$---	---
Year-End Balance	36,041	37,643	4.4%

*Entity with no data in 2022 and 2023 has no expenditures to report.

Eagle Lake Police Department

Expenditures	2022 Expenditures	2023* Expenditures	Percent Change (\$)
Amount Received in the Previous Year	\$---	\$---	---
Expenditure Categories			
Crime Prevention	\$---	\$---	---
Victim Reparations	---	---	---
Exploited Youth Programs	---	---	---
Trafficking Victim Programs	---	---	---
Investigation Costs	---	---	---
Court Costs	---	---	---
Salaries	---	---	---
Professional Services	---	---	---
Travel	---	---	---
Training	---	---	---
Other Operating Expenses	---	---	---
Capital Expenditures	---	---	---
Non-Profit or Other Programs	---	---	---
Other Expenditures	---	---	---
Total Expenditures	\$---	\$---	---
Estimated Value of All Held Property	---	\$---	---
Year-End Balance	---	\$---	---

*Entity with no data in 2022 and 2023 has no expenditures to report.

East Central Drug Task Force

Expenditures	2022 Expenditures	2023* Expenditures	Percent Change (\$)
Amount Received in the Previous Year	\$9,213	\$57,461	523.7%
Expenditure Categories			
Crime Prevention	\$---	\$---	---
Victim Reparations	---	---	---
Exploited Youth Programs	---	---	---
Trafficking Victim Programs	---	---	---
Investigation Costs	---	---	---
Court Costs	---	---	---
Salaries	---	---	---
Professional Services	11,655	---	-100.0%
Travel	---	---	---
Training	---	---	---
Other Operating Expenses	22,141	---	-100.0%
Capital Expenditures	---	---	---
Non-Profit or Other Programs	---	---	---
Other Expenditures	---	---	---
Total Expenditures	\$33,796	\$---	-100.0%
Estimated Value of All Held Property	70,291	72,354	2.9%
Year-End Balance	201,463	261,845	30.0%

*Entity with no data in 2022 and 2023 has no expenditures to report.

East Grand Forks Police Department

Expenditures	2022 Expenditures	2023* Expenditures	Percent Change (\$)
Amount Received in the Previous Year	\$23,231	\$25,602	10.2%
Expenditure Categories			
Crime Prevention	\$---	\$---	---
Victim Reparations	---	---	---
Exploited Youth Programs	---	---	---
Trafficking Victim Programs	---	---	---
Investigation Costs	---	---	---
Court Costs	---	---	---
Salaries	---	---	---
Professional Services	---	---	---
Travel	---	---	---
Training	---	---	---
Other Operating Expenses	---	---	---
Capital Expenditures	---	---	---
Non-Profit or Other Programs	---	---	---
Other Expenditures	---	---	---
Total Expenditures	\$---	\$---	---
Estimated Value of All Held Property	---	\$---	---
Year-End Balance	23,231	48,834	110.2%

*Entity with no data in 2022 and 2023 has no expenditures to report.

East Metro Sex Trafficking Task Force

Expenditures	2022 Expenditures	2023* Expenditures	Percent Change (\$)
Amount Received in the Previous Year	\$6,240	\$6,269	0.5%
Expenditure Categories			
Crime Prevention	\$---	\$---	---
Victim Reparations	217	---	-100.0%
Exploited Youth Programs	---	---	---
Trafficking Victim Programs	---	---	---
Investigation Costs	1,611	---	-100.0%
Court Costs	---	---	---
Salaries	---	---	---
Professional Services	---	---	---
Travel	---	282	---
Training	---	---	---
Other Operating Expenses	2,281	205	-91.0%
Capital Expenditures	---	---	---
Non-Profit or Other Programs	---	---	---
Other Expenditures	---	---	---
Total Expenditures	\$4,109	\$487	-88.1%
Estimated Value of All Held Property	---	\$---	---
Year-End Balance	30,316	36,099	19.1%

*Entity with no data in 2022 and 2023 has no expenditures to report.

East Range Public Safety Board

Expenditures	2022 Expenditures	2023* Expenditures	Percent Change (\$)
Amount Received in the Previous Year	\$8,450	\$---	-100.0%
Expenditure Categories			
Crime Prevention	\$---	\$---	---
Victim Reparations	---	---	---
Exploited Youth Programs	---	---	---
Trafficking Victim Programs	---	---	---
Investigation Costs	---	---	---
Court Costs	---	---	---
Salaries	---	---	---
Professional Services	---	---	---
Travel	---	---	---
Training	---	---	---
Other Operating Expenses	---	---	---
Capital Expenditures	8,100	---	-100.0%
Non-Profit or Other Programs	---	---	---
Other Expenditures	---	---	---
Total Expenditures	\$8,100	\$---	-100.0%
Estimated Value of All Held Property	350	\$---	-100.0%
Year-End Balance	350	\$---	-100.0%

*Entity with no data in 2022 and 2023 has no expenditures to report.

Eden Prairie Police Department

Expenditures	2022 Expenditures	2023* Expenditures	Percent Change (\$)
Amount Received in the Previous Year	\$9,470	\$16,147	70.5%
Expenditure Categories			
Crime Prevention	\$---	\$---	---
Victim Reparations	---	---	---
Exploited Youth Programs	---	---	---
Trafficking Victim Programs	---	---	---
Investigation Costs	---	---	---
Court Costs	---	---	---
Salaries	---	---	---
Professional Services	---	---	---
Travel	---	---	---
Training	45	---	-100.0%
Other Operating Expenses	7,356	21,372	190.5%
Capital Expenditures	27,043	5,978	-77.9%
Non-Profit or Other Programs	---	---	---
Other Expenditures	---	---	---
Total Expenditures	\$34,444	\$27,350	-20.6%
Estimated Value of All Held Property	19,219	17,373	-9.6%
Year-End Balance	43,121	33,241	-22.9%

*Entity with no data in 2022 and 2023 has no expenditures to report.

Eden Valley Police Department

Expenditures	2022 Expenditures	2023* Expenditures	Percent Change (\$)
Amount Received in the Previous Year	\$---	\$---	---
Expenditure Categories			
Crime Prevention	\$---	\$---	---
Victim Reparations	---	---	---
Exploited Youth Programs	---	---	---
Trafficking Victim Programs	---	---	---
Investigation Costs	---	---	---
Court Costs	---	---	---
Salaries	---	---	---
Professional Services	---	---	---
Travel	---	---	---
Training	---	---	---
Other Operating Expenses	---	---	---
Capital Expenditures	---	---	---
Non-Profit or Other Programs	---	---	---
Other Expenditures	---	---	---
Total Expenditures	\$---	\$---	---
Estimated Value of All Held Property	---	\$---	---
Year-End Balance	---	\$---	---

*Entity with no data in 2022 and 2023 has no expenditures to report.

Edina Police Department

Expenditures	2022 Expenditures	2023* Expenditures	Percent Change (\$)
Amount Received in the Previous Year	\$74,601	\$35,562	-52.3%
Expenditure Categories			
Crime Prevention	\$---	\$---	---
Victim Reparations	---	---	---
Exploited Youth Programs	---	---	---
Trafficking Victim Programs	---	---	---
Investigation Costs	---	---	---
Court Costs	6,002	4,630	-22.9%
Salaries	---	---	---
Professional Services	---	---	---
Travel	---	---	---
Training	---	5,740	---
Other Operating Expenses	34,162	7,392	-78.4%
Capital Expenditures	---	3,212	---
Non-Profit or Other Programs	---	---	---
Other Expenditures	---	---	---
Total Expenditures	\$40,164	\$20,974	-47.8%
Estimated Value of All Held Property	---	\$---	---
Year-End Balance	---	20,534	---

*Entity with no data in 2022 and 2023 has no expenditures to report.

Elk River Police Department

Expenditures	2022 Expenditures	2023* Expenditures	Percent Change (\$)
Amount Received in the Previous Year	\$26,087	\$2,149	-91.8%
Expenditure Categories			
Crime Prevention	\$---	4,944	---
Victim Reparations	---	---	---
Exploited Youth Programs	---	---	---
Trafficking Victim Programs	---	---	---
Investigation Costs	---	---	---
Court Costs	5,763	---	-100.0%
Salaries	---	---	---
Professional Services	---	901	---
Travel	---	---	---
Training	---	---	---
Other Operating Expenses	502	---	-100.0%
Capital Expenditures	23,649	33,072	39.8%
Non-Profit or Other Programs	---	---	---
Other Expenditures	---	---	---
Total Expenditures	\$29,914	\$38,917	30.1%
Estimated Value of All Held Property	---	\$---	---
Year-End Balance	42,585	6,410	-84.9%

*Entity with no data in 2022 and 2023 has no expenditures to report.

Elko New Market Police Department

Expenditures	2022 Expenditures	2023* Expenditures	Percent Change (\$)
Amount Received in the Previous Year	\$10,475	\$4,768	-54.5%
Expenditure Categories			
Crime Prevention	\$---	\$---	---
Victim Reparations	---	---	---
Exploited Youth Programs	---	---	---
Trafficking Victim Programs	---	---	---
Investigation Costs	---	---	---
Court Costs	5,377	5,377	---
Salaries	---	---	---
Professional Services	---	---	---
Travel	---	---	---
Training	---	---	---
Other Operating Expenses	---	---	---
Capital Expenditures	4,768	7,887	65.4%
Non-Profit or Other Programs	---	---	---
Other Expenditures	---	---	---
Total Expenditures	\$10,145	\$13,264	30.7%
Estimated Value of All Held Property	62,000	21,800	-64.8%
Year-End Balance	9,801	1,900	-80.6%

*Entity with no data in 2022 and 2023 has no expenditures to report.

Elmore Police Department

Expenditures	2022 Expenditures	2023* Expenditures	Percent Change (\$)
Amount Received in the Previous Year	\$---	\$---	---
Expenditure Categories			
Crime Prevention	\$---	\$---	---
Victim Reparations	---	---	---
Exploited Youth Programs	---	---	---
Trafficking Victim Programs	---	---	---
Investigation Costs	---	---	---
Court Costs	---	---	---
Salaries	---	---	---
Professional Services	---	---	---
Travel	---	---	---
Training	---	---	---
Other Operating Expenses	---	---	---
Capital Expenditures	---	---	---
Non-Profit or Other Programs	---	---	---
Other Expenditures	---	---	---
Total Expenditures	\$---	\$---	---
Estimated Value of All Held Property	---	\$---	---
Year-End Balance	---	\$---	---

*Entity with no data in 2022 and 2023 has no expenditures to report.

Ely Police Department

Expenditures	2022 Expenditures	2023* Expenditures	Percent Change (\$)
Amount Received in the Previous Year	\$1,615	\$275	-83.0%
Expenditure Categories			
Crime Prevention	\$---	\$---	---
Victim Reparations	---	---	---
Exploited Youth Programs	---	---	---
Trafficking Victim Programs	---	---	---
Investigation Costs	---	---	---
Court Costs	329	10	-97.0%
Salaries	---	---	---
Professional Services	---	---	---
Travel	---	---	---
Training	---	---	---
Other Operating Expenses	---	---	---
Capital Expenditures	---	---	---
Non-Profit or Other Programs	---	---	---
Other Expenditures	591	241	-59.2%
Total Expenditures	\$920	\$251	-72.7%
Estimated Value of All Held Property	1,500	\$---	-100.0%
Year-End Balance	58,721	59,031	0.5%

*Entity with no data in 2022 and 2023 has no expenditures to report.

Eveleth Police Department

Expenditures	2022 Expenditures	2023* Expenditures	Percent Change (\$)
Amount Received in the Previous Year	\$1,264	\$---	-100.0%
Expenditure Categories			
Crime Prevention	\$---	\$---	---
Victim Reparations	---	---	---
Exploited Youth Programs	---	---	---
Trafficking Victim Programs	---	---	---
Investigation Costs	---	---	---
Court Costs	---	---	---
Salaries	---	---	---
Professional Services	---	---	---
Travel	---	---	---
Training	---	---	---
Other Operating Expenses	---	---	---
Capital Expenditures	---	---	---
Non-Profit or Other Programs	---	---	---
Other Expenditures	---	---	---
Total Expenditures	\$---	\$---	---
Estimated Value of All Held Property	7,500	7,500	---
Year-End Balance	12,152	12,152	---

*Entity with no data in 2022 and 2023 has no expenditures to report.

Fairfax Police Department

Expenditures	2022 Expenditures	2023* Expenditures	Percent Change (\$)
Amount Received in the Previous Year	\$1,000	\$---	-100.0%
Expenditure Categories			
Crime Prevention	\$---	\$---	---
Victim Reparations	---	---	---
Exploited Youth Programs	---	---	---
Trafficking Victim Programs	---	---	---
Investigation Costs	---	---	---
Court Costs	---	---	---
Salaries	---	---	---
Professional Services	---	---	---
Travel	---	---	---
Training	---	---	---
Other Operating Expenses	---	---	---
Capital Expenditures	---	---	---
Non-Profit or Other Programs	640	---	-100.0%
Other Expenditures	---	---	---
Total Expenditures	\$640	\$---	-100.0%
Estimated Value of All Held Property	1,000	\$---	-100.0%
Year-End Balance	2,430	\$---	-100.0%

*Entity with no data in 2022 and 2023 has no expenditures to report.

Fairmont Police Department

Expenditures	2022 Expenditures	2023* Expenditures	Percent Change (\$)
Amount Received in the Previous Year	\$3,117	\$1,050	-66.3%
Expenditure Categories			
Crime Prevention	1,713	350	-79.6%
Victim Reparations	---	---	---
Exploited Youth Programs	---	---	---
Trafficking Victim Programs	---	---	---
Investigation Costs	---	---	---
Court Costs	620	196	-68.4%
Salaries	---	---	---
Professional Services	---	---	---
Travel	---	---	---
Training	392	224	-42.9%
Other Operating Expenses	110	230	109.1%
Capital Expenditures	---	50	---
Non-Profit or Other Programs	---	---	---
Other Expenditures	282	---	-100.0%
Total Expenditures	\$3,117	\$1,050	-66.3%
Estimated Value of All Held Property	---	\$---	---
Year-End Balance	---	\$---	---

*Entity with no data in 2022 and 2023 has no expenditures to report.

Faribault County Attorney's Office

Expenditures	2022 Expenditures	2023* Expenditures	Percent Change (\$)
Amount Received in the Previous Year	\$37	\$---	-100.0%
Expenditure Categories			
Crime Prevention	\$---	\$---	---
Victim Reparations	---	---	---
Exploited Youth Programs	---	---	---
Trafficking Victim Programs	---	---	---
Investigation Costs	---	---	---
Court Costs	---	---	---
Salaries	---	---	---
Professional Services	---	---	---
Travel	---	---	---
Training	---	---	---
Other Operating Expenses	---	---	---
Capital Expenditures	---	---	---
Non-Profit or Other Programs	---	---	---
Other Expenditures	---	---	---
Total Expenditures	\$---	\$---	---
Estimated Value of All Held Property	25,953	\$---	-100.0%
Year-End Balance	25,953	\$---	-100.0%

*Entity with no data in 2022 and 2023 has no expenditures to report.

Faribault County Sheriff's Office

Expenditures	2022 Expenditures	2023* Expenditures	Percent Change (\$)
Amount Received in the Previous Year	\$---	\$---	---
Expenditure Categories			
Crime Prevention	\$---	\$---	---
Victim Reparations	---	---	---
Exploited Youth Programs	---	---	---
Trafficking Victim Programs	---	---	---
Investigation Costs	---	---	---
Court Costs	---	---	---
Salaries	---	---	---
Professional Services	---	---	---
Travel	---	---	---
Training	4,000	---	-100.0%
Other Operating Expenses	---	---	---
Capital Expenditures	---	---	---
Non-Profit or Other Programs	---	---	---
Other Expenditures	---	---	---
Total Expenditures	\$4,000	\$---	-100.0%
Estimated Value of All Held Property	10,000	\$---	-100.0%
Year-End Balance	2,852	\$---	-100.0%

*Entity with no data in 2022 and 2023 has no expenditures to report.

Faribault Police Department

Expenditures	2022 Expenditures	2023* Expenditures	Percent Change (\$)
Amount Received in the Previous Year	\$18,450	\$3,500	-81.0%
Expenditure Categories			
Crime Prevention	\$---	\$---	---
Victim Reparations	---	---	---
Exploited Youth Programs	---	---	---
Trafficking Victim Programs	---	---	---
Investigation Costs	---	---	---
Court Costs	---	---	---
Salaries	---	---	---
Professional Services	---	---	---
Travel	---	---	---
Training	---	---	---
Other Operating Expenses	---	---	---
Capital Expenditures	4,357	29,541	578.0%
Non-Profit or Other Programs	---	---	---
Other Expenditures	---	---	---
Total Expenditures	\$4,357	\$29,541	578.0%
Estimated Value of All Held Property	18,000	\$---	-100.0%
Year-End Balance	40,190	17,568	-56.3%

*Entity with no data in 2022 and 2023 has no expenditures to report.

Farmington Police Department

Expenditures	2022 Expenditures	2023* Expenditures	Percent Change (\$)
Amount Received in the Previous Year	\$21,677	\$---	-100.0%
Expenditure Categories			
Crime Prevention	\$---	\$---	---
Victim Reparations	---	---	---
Exploited Youth Programs	---	---	---
Trafficking Victim Programs	---	---	---
Investigation Costs	---	---	---
Court Costs	708	---	-100.0%
Salaries	---	---	---
Professional Services	---	---	---
Travel	---	---	---
Training	5,000	---	-100.0%
Other Operating Expenses	648	---	-100.0%
Capital Expenditures	10,360	2,195	-78.8%
Non-Profit or Other Programs	---	---	---
Other Expenditures	4,960	---	-100.0%
Total Expenditures	\$21,676	\$2,195	-89.9%
Estimated Value of All Held Property	---	\$---	---
Year-End Balance	---	13,356	---

*Entity with no data in 2022 and 2023 has no expenditures to report.

Fergus Falls Police Department

Expenditures	2022 Expenditures	2023* Expenditures	Percent Change (\$)
Amount Received in the Previous Year	\$5,763	\$8,686	50.7%
Expenditure Categories			
Crime Prevention	\$---	\$---	---
Victim Reparations	---	---	---
Exploited Youth Programs	---	---	---
Trafficking Victim Programs	---	---	---
Investigation Costs	---	---	---
Court Costs	---	---	---
Salaries	---	---	---
Professional Services	---	---	---
Travel	---	---	---
Training	---	---	---
Other Operating Expenses	45	33	-26.7%
Capital Expenditures	---	---	---
Non-Profit or Other Programs	---	---	---
Other Expenditures	585	1,093	86.8%
Total Expenditures	\$630	\$1,126	78.7%
Estimated Value of All Held Property	---	\$---	---
Year-End Balance	28,165	128,443	356.0%

*Entity with no data in 2022 and 2023 has no expenditures to report.

Fillmore County Attorney's Office

Expenditures	2022 Expenditures	2023* Expenditures	Percent Change (\$)
Amount Received in the Previous Year	\$500	\$430	-14.0%
Expenditure Categories			
Crime Prevention	50	\$---	-100.0%
Victim Reparations	---	---	---
Exploited Youth Programs	---	---	---
Trafficking Victim Programs	---	---	---
Investigation Costs	---	---	---
Court Costs	---	---	---
Salaries	---	---	---
Professional Services	---	---	---
Travel	---	---	---
Training	---	---	---
Other Operating Expenses	---	---	---
Capital Expenditures	---	---	---
Non-Profit or Other Programs	---	---	---
Other Expenditures	---	---	---
Total Expenditures	\$50	\$---	-100.0%
Estimated Value of All Held Property	---	\$---	---
Year-End Balance	40,103	64,400	60.6%

*Entity with no data in 2022 and 2023 has no expenditures to report.

Fillmore County Sheriff's Office

Expenditures	2022 Expenditures	2023* Expenditures	Percent Change (\$)
Amount Received in the Previous Year	\$1,750	\$490	-72.0%
Expenditure Categories			
Crime Prevention	\$---	\$---	---
Victim Reparations	---	---	---
Exploited Youth Programs	---	---	---
Trafficking Victim Programs	---	---	---
Investigation Costs	---	---	---
Court Costs	---	---	---
Salaries	---	---	---
Professional Services	---	---	---
Travel	---	---	---
Training	---	---	---
Other Operating Expenses	1,336	---	-100.0%
Capital Expenditures	---	---	---
Non-Profit or Other Programs	---	---	---
Other Expenditures	1,337	247	-81.5%
Total Expenditures	\$2,673	\$247	-90.8%
Estimated Value of All Held Property	---	\$---	---
Year-End Balance	413	18,676	4422.0%

*Entity with no data in 2022 and 2023 has no expenditures to report.

Fisher Police Department

Expenditures	2022 Expenditures	2023* Expenditures	Percent Change (\$)
Amount Received in the Previous Year	\$---	\$---	---
Expenditure Categories			
Crime Prevention	\$---	\$---	---
Victim Reparations	---	---	---
Exploited Youth Programs	---	---	---
Trafficking Victim Programs	---	---	---
Investigation Costs	---	---	---
Court Costs	---	---	---
Salaries	---	---	---
Professional Services	---	---	---
Travel	---	---	---
Training	---	---	---
Other Operating Expenses	---	---	---
Capital Expenditures	---	---	---
Non-Profit or Other Programs	---	---	---
Other Expenditures	---	---	---
Total Expenditures	\$---	\$---	---
Estimated Value of All Held Property	---	\$---	---
Year-End Balance	---	\$---	---

*Entity with no data in 2022 and 2023 has no expenditures to report.

Floodwood Police Department

Expenditures	2022 Expenditures	2023* Expenditures	Percent Change (\$)
Amount Received in the Previous Year	\$---	\$---	---
Expenditure Categories			
Crime Prevention	\$---	\$---	---
Victim Reparations	---	---	---
Exploited Youth Programs	---	---	---
Trafficking Victim Programs	---	---	---
Investigation Costs	---	---	---
Court Costs	---	---	---
Salaries	---	---	---
Professional Services	---	---	---
Travel	---	---	---
Training	---	---	---
Other Operating Expenses	---	---	---
Capital Expenditures	---	---	---
Non-Profit or Other Programs	---	---	---
Other Expenditures	---	---	---
Total Expenditures	\$---	\$---	---
Estimated Value of All Held Property	---	\$---	---
Year-End Balance	---	\$---	---

*Entity with no data in 2022 and 2023 has no expenditures to report.

Foley Police Department

Expenditures	2022 Expenditures	2023* Expenditures	Percent Change (\$)
Amount Received in the Previous Year	\$---	\$---	---
Expenditure Categories			
Crime Prevention	\$---	\$---	---
Victim Reparations	---	---	---
Exploited Youth Programs	---	---	---
Trafficking Victim Programs	---	---	---
Investigation Costs	---	---	---
Court Costs	---	---	---
Salaries	---	---	---
Professional Services	---	---	---
Travel	---	---	---
Training	---	---	---
Other Operating Expenses	---	---	---
Capital Expenditures	---	---	---
Non-Profit or Other Programs	---	---	---
Other Expenditures	---	---	---
Total Expenditures	\$---	\$---	---
Estimated Value of All Held Property	---	\$---	---
Year-End Balance	---	\$---	---

*Entity with no data in 2022 and 2023 has no expenditures to report.

Fond du Lac Tribal Police Department

Expenditures	2022 Expenditures	2023* Expenditures	Percent Change (\$)
Amount Received in the Previous Year	\$1,492	\$---	-100.0%
Expenditure Categories			
Crime Prevention	\$---	\$---	---
Victim Reparations	---	---	---
Exploited Youth Programs	---	---	---
Trafficking Victim Programs	---	---	---
Investigation Costs	---	---	---
Court Costs	---	---	---
Salaries	---	---	---
Professional Services	---	---	---
Travel	---	---	---
Training	---	---	---
Other Operating Expenses	---	---	---
Capital Expenditures	---	---	---
Non-Profit or Other Programs	---	---	---
Other Expenditures	---	---	---
Total Expenditures	\$---	\$---	---
Estimated Value of All Held Property	---	30,700	---
Year-End Balance	1,477	3,000	103.1%

*Entity with no data in 2022 and 2023 has no expenditures to report.

Forest Lake Police Department

Expenditures	2022 Expenditures	2023* Expenditures	Percent Change (\$)
Amount Received in the Previous Year	\$1,031	\$---	-100.0%
Expenditure Categories			
Crime Prevention	958	\$---	-100.0%
Victim Reparations	---	---	---
Exploited Youth Programs	---	---	---
Trafficking Victim Programs	---	---	---
Investigation Costs	---	---	---
Court Costs	73	---	-100.0%
Salaries	---	---	---
Professional Services	---	---	---
Travel	---	---	---
Training	---	---	---
Other Operating Expenses	---	---	---
Capital Expenditures	---	9,441	---
Non-Profit or Other Programs	---	---	---
Other Expenditures	---	---	---
Total Expenditures	\$1,031	\$9,441	815.7%
Estimated Value of All Held Property	---	\$---	---
Year-End Balance	---	5,558	---

*Entity with no data in 2022 and 2023 has no expenditures to report.

Frazee Police Department

Expenditures	2022 Expenditures	2023* Expenditures	Percent Change (\$)
Amount Received in the Previous Year	\$---	\$---	---
Expenditure Categories			
Crime Prevention	\$---	\$---	---
Victim Reparations	---	---	---
Exploited Youth Programs	---	---	---
Trafficking Victim Programs	---	---	---
Investigation Costs	---	---	---
Court Costs	---	---	---
Salaries	---	---	---
Professional Services	---	---	---
Travel	---	---	---
Training	---	---	---
Other Operating Expenses	---	---	---
Capital Expenditures	---	---	---
Non-Profit or Other Programs	---	---	---
Other Expenditures	---	---	---
Total Expenditures	\$---	\$---	---
Estimated Value of All Held Property	10,000	10,000	---
Year-End Balance	---	\$---	---

*Entity with no data in 2022 and 2023 has no expenditures to report.

Freeborn County Attorney's Office

Expenditures	2022 Expenditures	2023* Expenditures	Percent Change (\$)
Amount Received in the Previous Year	\$1,661	\$7,868	373.7%
Expenditure Categories			
Crime Prevention	\$---	\$---	---
Victim Reparations	---	---	---
Exploited Youth Programs	---	---	---
Trafficking Victim Programs	---	---	---
Investigation Costs	---	---	---
Court Costs	---	---	---
Salaries	---	---	---
Professional Services	---	---	---
Travel	---	---	---
Training	---	---	---
Other Operating Expenses	---	---	---
Capital Expenditures	---	---	---
Non-Profit or Other Programs	---	---	---
Other Expenditures	---	---	---
Total Expenditures	\$---	\$---	---
Estimated Value of All Held Property	900	\$---	-100.0%
Year-End Balance	46,184	55,713	20.6%

*Entity with no data in 2022 and 2023 has no expenditures to report.

Freeborn County Sheriff's Office

Expenditures	2022 Expenditures	2023* Expenditures	Percent Change (\$)
Amount Received in the Previous Year	\$2,901	\$2,474	-14.7%
Expenditure Categories			
Crime Prevention	\$---	\$---	---
Victim Reparations	---	---	---
Exploited Youth Programs	---	---	---
Trafficking Victim Programs	---	---	---
Investigation Costs	---	---	---
Court Costs	---	---	---
Salaries	---	---	---
Professional Services	---	---	---
Travel	---	---	---
Training	---	---	---
Other Operating Expenses	---	---	---
Capital Expenditures	---	---	---
Non-Profit or Other Programs	---	---	---
Other Expenditures	---	---	---
Total Expenditures	\$---	\$---	---
Estimated Value of All Held Property	---	\$---	---
Year-End Balance	28,627	31,101	8.6%

*Entity with no data in 2022 and 2023 has no expenditures to report.

Fridley Police Department

Expenditures	2022 Expenditures	2023* Expenditures	Percent Change (\$)
Amount Received in the Previous Year	\$103,996	\$54,325	-47.8%
Expenditure Categories			
Crime Prevention	\$---	1,500	---
Victim Reparations	---	---	---
Exploited Youth Programs	---	---	---
Trafficking Victim Programs	---	---	---
Investigation Costs	---	---	---
Court Costs	29,730	4,502	-84.9%
Salaries	---	---	---
Professional Services	977	---	-100.0%
Travel	---	---	---
Training	---	---	---
Other Operating Expenses	---	1,527	---
Capital Expenditures	26,766	14,642	-45.3%
Non-Profit or Other Programs	---	---	---
Other Expenditures	4,426	2,033	-54.1%
Total Expenditures	\$61,899	\$24,204	-60.9%
Estimated Value of All Held Property	96,000	180,000	87.5%
Year-End Balance	119,030	136,757	14.9%

*Entity with no data in 2022 and 2023 has no expenditures to report.

Fulda Police Department

Expenditures	2022 Expenditures	2023* Expenditures	Percent Change (\$)
Amount Received in the Previous Year	\$---	\$---	---
Expenditure Categories			
Crime Prevention	\$---	\$---	---
Victim Reparations	---	---	---
Exploited Youth Programs	---	---	---
Trafficking Victim Programs	---	---	---
Investigation Costs	---	---	---
Court Costs	---	---	---
Salaries	---	---	---
Professional Services	---	---	---
Travel	---	---	---
Training	---	---	---
Other Operating Expenses	---	---	---
Capital Expenditures	---	---	---
Non-Profit or Other Programs	---	---	---
Other Expenditures	---	---	---
Total Expenditures	\$---	\$---	---
Estimated Value of All Held Property	---	\$---	---
Year-End Balance	---	\$---	---

*Entity with no data in 2022 and 2023 has no expenditures to report.

Gaylord Police Department

Expenditures	2022 Expenditures	2023* Expenditures	Percent Change (\$)
Amount Received in the Previous Year	\$16,470	\$350	-97.9%
Expenditure Categories			
Crime Prevention	\$---	\$---	---
Victim Reparations	---	---	---
Exploited Youth Programs	---	---	---
Trafficking Victim Programs	---	---	---
Investigation Costs	---	---	---
Court Costs	6,620	105	-98.4%
Salaries	---	---	---
Professional Services	---	---	---
Travel	---	---	---
Training	---	---	---
Other Operating Expenses	774	---	-100.0%
Capital Expenditures	409	---	-100.0%
Non-Profit or Other Programs	---	---	---
Other Expenditures	---	---	---
Total Expenditures	\$7,803	\$105	-98.7%
Estimated Value of All Held Property	8,667	\$---	-100.0%
Year-End Balance	17,905	16,840	-5.9%

*Entity with no data in 2022 and 2023 has no expenditures to report.

Gibbon Police Department

Expenditures	2022 Expenditures	2023* Expenditures	Percent Change (\$)
Amount Received in the Previous Year	\$---	\$---	---
Expenditure Categories			
Crime Prevention	\$---	\$---	---
Victim Reparations	---	---	---
Exploited Youth Programs	---	---	---
Trafficking Victim Programs	---	---	---
Investigation Costs	---	---	---
Court Costs	---	---	---
Salaries	---	---	---
Professional Services	---	---	---
Travel	---	---	---
Training	---	---	---
Other Operating Expenses	---	---	---
Capital Expenditures	---	---	---
Non-Profit or Other Programs	---	---	---
Other Expenditures	---	---	---
Total Expenditures	\$---	\$---	---
Estimated Value of All Held Property	---	\$---	---
Year-End Balance	---	\$---	---

*Entity with no data in 2022 and 2023 has no expenditures to report.

Gilbert Police Department

Expenditures	2022 Expenditures	2023* Expenditures	Percent Change (\$)
Amount Received in the Previous Year	\$---	\$---	---
Expenditure Categories			
Crime Prevention	\$---	\$---	---
Victim Reparations	---	---	---
Exploited Youth Programs	---	---	---
Trafficking Victim Programs	---	---	---
Investigation Costs	---	120	---
Court Costs	---	---	---
Salaries	---	---	---
Professional Services	---	---	---
Travel	---	---	---
Training	---	---	---
Other Operating Expenses	---	---	---
Capital Expenditures	---	---	---
Non-Profit or Other Programs	---	---	---
Other Expenditures	---	---	---
Total Expenditures	\$---	\$120	---
Estimated Value of All Held Property	---	1,000	---
Year-End Balance	---	30,647	---

*Entity with no data in 2022 and 2023 has no expenditures to report.

Glencoe Police Department

Expenditures	2022 Expenditures	2023* Expenditures	Percent Change (\$)
Amount Received in the Previous Year	\$10,042	\$13,395	33.4%
Expenditure Categories			
Crime Prevention	\$---	\$---	---
Victim Reparations	---	---	---
Exploited Youth Programs	---	---	---
Trafficking Victim Programs	---	---	---
Investigation Costs	---	---	---
Court Costs	---	---	---
Salaries	---	---	---
Professional Services	---	---	---
Travel	---	---	---
Training	---	---	---
Other Operating Expenses	---	13,395	---
Capital Expenditures	10,042	---	-100.0%
Non-Profit or Other Programs	---	---	---
Other Expenditures	---	---	---
Total Expenditures	\$10,042	\$13,395	33.4%
Estimated Value of All Held Property	---	\$---	---
Year-End Balance	---	\$---	---

*Entity with no data in 2022 and 2023 has no expenditures to report.

Glenwood Police Department

Expenditures	2022 Expenditures	2023* Expenditures	Percent Change (\$)
Amount Received in the Previous Year	\$3,860	\$---	-100.0%
Expenditure Categories			
Crime Prevention	\$---	\$---	---
Victim Reparations	---	---	---
Exploited Youth Programs	---	---	---
Trafficking Victim Programs	---	---	---
Investigation Costs	---	---	---
Court Costs	---	---	---
Salaries	---	---	---
Professional Services	---	---	---
Travel	---	313	---
Training	---	1,955	---
Other Operating Expenses	---	127	---
Capital Expenditures	---	---	---
Non-Profit or Other Programs	---	---	---
Other Expenditures	1,577	---	-100.0%
Total Expenditures	\$1,577	\$2,395	51.9%
Estimated Value of All Held Property	2,283	\$---	-100.0%
Year-End Balance	2,283	\$---	-100.0%

*Entity with no data in 2022 and 2023 has no expenditures to report.

Glyndon Police Department

Expenditures	2022 Expenditures	2023* Expenditures	Percent Change (\$)
Amount Received in the Previous Year	\$11,583	\$10,330	-10.8%
Expenditure Categories			
Crime Prevention	\$---	\$---	---
Victim Reparations	---	---	---
Exploited Youth Programs	---	---	---
Trafficking Victim Programs	---	---	---
Investigation Costs	---	---	---
Court Costs	2,994	3,099	3.5%
Salaries	---	---	---
Professional Services	---	750	---
Travel	---	---	---
Training	---	---	---
Other Operating Expenses	---	---	---
Capital Expenditures	---	---	---
Non-Profit or Other Programs	---	---	---
Other Expenditures	---	---	---
Total Expenditures	\$2,994	\$3,849	28.6%
Estimated Value of All Held Property	---	\$---	---
Year-End Balance	14,357	6,481	-54.9%

*Entity with no data in 2022 and 2023 has no expenditures to report.

Golden Valley Police Department

Expenditures	2022 Expenditures	2023* Expenditures	Percent Change (\$)
Amount Received in the Previous Year	\$20,408	\$---	-100.0%
Expenditure Categories			
Crime Prevention	\$---	\$---	---
Victim Reparations	---	---	---
Exploited Youth Programs	---	---	---
Trafficking Victim Programs	---	---	---
Investigation Costs	---	---	---
Court Costs	---	---	---
Salaries	---	---	---
Professional Services	---	---	---
Travel	---	---	---
Training	---	---	---
Other Operating Expenses	---	---	---
Capital Expenditures	---	---	---
Non-Profit or Other Programs	---	---	---
Other Expenditures	---	---	---
Total Expenditures	\$---	\$---	---
Estimated Value of All Held Property	35,000	\$---	-100.0%
Year-End Balance	24,408	\$---	-100.0%

*Entity with no data in 2022 and 2023 has no expenditures to report.

Goodhue County Attorney's Office

Expenditures	2022 Expenditures	2023* Expenditures	Percent Change (\$)
Amount Received in the Previous Year	\$7,778	\$8,430	8.4%
Expenditure Categories			
Crime Prevention	\$---	\$---	---
Victim Reparations	---	---	---
Exploited Youth Programs	---	---	---
Trafficking Victim Programs	---	---	---
Investigation Costs	---	---	---
Court Costs	---	---	---
Salaries	---	---	---
Professional Services	---	---	---
Travel	---	---	---
Training	---	---	---
Other Operating Expenses	---	---	---
Capital Expenditures	---	5,275	---
Non-Profit or Other Programs	---	---	---
Other Expenditures	---	---	---
Total Expenditures	\$---	\$5,275	---
Estimated Value of All Held Property	---	\$---	---
Year-End Balance	\$---	38,745	---

*Entity with no data in 2022 and 2023 has no expenditures to report.

Goodhue County Sheriff's Office

Expenditures	2022 Expenditures	2023* Expenditures	Percent Change (\$)
Amount Received in the Previous Year	\$---	\$7,500	---
Expenditure Categories			
Crime Prevention	\$---	\$---	---
Victim Reparations	---	---	---
Exploited Youth Programs	---	---	---
Trafficking Victim Programs	---	---	---
Investigation Costs	---	---	---
Court Costs	---	---	---
Salaries	---	---	---
Professional Services	---	---	---
Travel	---	---	---
Training	---	---	---
Other Operating Expenses	---	---	---
Capital Expenditures	---	4,811	---
Non-Profit or Other Programs	---	---	---
Other Expenditures	---	---	---
Total Expenditures	\$---	\$4,811	---
Estimated Value of All Held Property	---	\$---	---
Year-End Balance	---	\$---	---

*Entity with no data in 2022 and 2023 has no expenditures to report.

Goodhue Police Department

Expenditures	2022 Expenditures	2023* Expenditures	Percent Change (\$)
Amount Received in the Previous Year	\$---	\$4,025	---
Expenditure Categories			
Crime Prevention	\$---	\$---	---
Victim Reparations	---	---	---
Exploited Youth Programs	---	---	---
Trafficking Victim Programs	---	---	---
Investigation Costs	---	---	---
Court Costs	---	---	---
Salaries	---	---	---
Professional Services	---	---	---
Travel	---	---	---
Training	---	---	---
Other Operating Expenses	---	---	---
Capital Expenditures	---	---	---
Non-Profit or Other Programs	---	---	---
Other Expenditures	---	---	---
Total Expenditures	\$---	\$---	---
Estimated Value of All Held Property	---	\$---	---
Year-End Balance	---	4,025	---

*Entity with no data in 2022 and 2023 has no expenditures to report.

Goodview Police Department

Expenditures	2022 Expenditures	2023* Expenditures	Percent Change (\$)
Amount Received in the Previous Year	\$---	\$---	---
Expenditure Categories			
Crime Prevention	\$---	\$---	---
Victim Reparations	---	---	---
Exploited Youth Programs	---	---	---
Trafficking Victim Programs	---	---	---
Investigation Costs	---	---	---
Court Costs	---	---	---
Salaries	---	---	---
Professional Services	---	---	---
Travel	---	---	---
Training	---	---	---
Other Operating Expenses	---	---	---
Capital Expenditures	---	---	---
Non-Profit or Other Programs	---	---	---
Other Expenditures	---	---	---
Total Expenditures	\$---	\$---	---
Estimated Value of All Held Property	500	\$---	-100.0%
Year-End Balance	---	\$---	---

*Entity with no data in 2022 and 2023 has no expenditures to report.

Grand Meadow Police Department

Expenditures	2022 Expenditures	2023* Expenditures	Percent Change (\$)
Amount Received in the Previous Year	\$---	\$---	---
Expenditure Categories			
Crime Prevention	\$---	\$---	---
Victim Reparations	---	---	---
Exploited Youth Programs	---	---	---
Trafficking Victim Programs	---	---	---
Investigation Costs	---	---	---
Court Costs	---	---	---
Salaries	---	---	---
Professional Services	---	---	---
Travel	---	---	---
Training	---	---	---
Other Operating Expenses	---	---	---
Capital Expenditures	---	---	---
Non-Profit or Other Programs	---	---	---
Other Expenditures	---	---	---
Total Expenditures	\$---	\$---	---
Estimated Value of All Held Property	---	\$---	---
Year-End Balance	---	\$---	---

*Entity with no data in 2022 and 2023 has no expenditures to report.

Grand Rapids Police Department

Expenditures	2022 Expenditures	2023* Expenditures	Percent Change (\$)
Amount Received in the Previous Year	\$11,597	\$23,211	100.1%
Expenditure Categories			
Crime Prevention	\$---	7,850	---
Victim Reparations	---	---	---
Exploited Youth Programs	---	---	---
Trafficking Victim Programs	---	---	---
Investigation Costs	---	---	---
Court Costs	---	---	---
Salaries	---	---	---
Professional Services	---	---	---
Travel	---	---	---
Training	---	---	---
Other Operating Expenses	---	---	---
Capital Expenditures	38,097	---	-100.0%
Non-Profit or Other Programs	---	---	---
Other Expenditures	---	---	---
Total Expenditures	\$38,097	\$7,850	-79.4%
Estimated Value of All Held Property	---	\$---	---
Year-End Balance	19,247	59,206	207.6%

*Entity with no data in 2022 and 2023 has no expenditures to report.

Granite Falls Police Department

Expenditures	2022 Expenditures	2023* Expenditures	Percent Change (\$)
Amount Received in the Previous Year	\$---	\$7,476	---
Expenditure Categories			
Crime Prevention	\$---	321	---
Victim Reparations	---	---	---
Exploited Youth Programs	---	---	---
Trafficking Victim Programs	---	---	---
Investigation Costs	---	---	---
Court Costs	---	---	---
Salaries	---	---	---
Professional Services	182	---	-100.0%
Travel	---	---	---
Training	---	---	---
Other Operating Expenses	---	---	---
Capital Expenditures	---	1,754	---
Non-Profit or Other Programs	---	---	---
Other Expenditures	---	---	---
Total Expenditures	\$182	\$2,075	1040.1%
Estimated Value of All Held Property	7,500	\$---	-100.0%
Year-End Balance	13,263	18,665	40.7%

*Entity with no data in 2022 and 2023 has no expenditures to report.

Grant County Attorney's Office

Expenditures	2022 Expenditures	2023* Expenditures	Percent Change (\$)
Amount Received in the Previous Year	\$1,279	\$320	-75.0%
Expenditure Categories			
Crime Prevention	\$---	\$---	---
Victim Reparations	---	---	---
Exploited Youth Programs	---	---	---
Trafficking Victim Programs	---	---	---
Investigation Costs	---	---	---
Court Costs	---	---	---
Salaries	---	---	---
Professional Services	---	---	---
Travel	1,279	---	-100.0%
Training	---	---	---
Other Operating Expenses	---	---	---
Capital Expenditures	---	---	---
Non-Profit or Other Programs	---	---	---
Other Expenditures	---	---	---
Total Expenditures	\$1,279	\$---	-100.0%
Estimated Value of All Held Property	---	\$---	---
Year-End Balance	---	\$---	---

*Entity with no data in 2022 and 2023 has no expenditures to report.

Grant County Sheriff's Office

Expenditures	2022 Expenditures	2023* Expenditures	Percent Change (\$)
Amount Received in the Previous Year	\$3,100	\$2,100	-32.3%
Expenditure Categories			
Crime Prevention	\$---	\$---	---
Victim Reparations	---	---	---
Exploited Youth Programs	---	---	---
Trafficking Victim Programs	---	---	---
Investigation Costs	---	---	---
Court Costs	---	---	---
Salaries	---	---	---
Professional Services	---	---	---
Travel	---	---	---
Training	---	---	---
Other Operating Expenses	447	---	-100.0%
Capital Expenditures	---	---	---
Non-Profit or Other Programs	---	---	---
Other Expenditures	---	---	---
Total Expenditures	\$447	\$---	-100.0%
Estimated Value of All Held Property	5,000	\$---	-100.0%
Year-End Balance	31,021	31,731	2.3%

*Entity with no data in 2022 and 2023 has no expenditures to report.

Hallock Police Department

Expenditures	2022 Expenditures	2023* Expenditures	Percent Change (\$)
Amount Received in the Previous Year	\$---	\$---	---
Expenditure Categories			
Crime Prevention	\$---	\$---	---
Victim Reparations	---	---	---
Exploited Youth Programs	---	---	---
Trafficking Victim Programs	---	---	---
Investigation Costs	---	---	---
Court Costs	---	---	---
Salaries	---	---	---
Professional Services	---	---	---
Travel	---	---	---
Training	---	---	---
Other Operating Expenses	---	---	---
Capital Expenditures	---	---	---
Non-Profit or Other Programs	---	---	---
Other Expenditures	---	---	---
Total Expenditures	\$---	\$---	---
Estimated Value of All Held Property	---	\$---	---
Year-End Balance	---	\$---	---

*Entity with no data in 2022 and 2023 has no expenditures to report.

Hastings Police Department

Expenditures	2022 Expenditures	2023* Expenditures	Percent Change (\$)
Amount Received in the Previous Year	\$3,895	\$5,600	43.8%
Expenditure Categories			
Crime Prevention	\$---	\$---	---
Victim Reparations	---	---	---
Exploited Youth Programs	---	---	---
Trafficking Victim Programs	---	---	---
Investigation Costs	---	---	---
Court Costs	---	1,840	---
Salaries	---	---	---
Professional Services	---	---	---
Travel	---	---	---
Training	---	---	---
Other Operating Expenses	---	7	---
Capital Expenditures	---	4,455	---
Non-Profit or Other Programs	---	---	---
Other Expenditures	---	---	---
Total Expenditures	\$---	\$6,302	---
Estimated Value of All Held Property	---	\$---	---
Year-End Balance	49,742	54,931	10.4%

*Entity with no data in 2022 and 2023 has no expenditures to report.

Hawley Police Department

Expenditures	2022 Expenditures	2023* Expenditures	Percent Change (\$)
Amount Received in the Previous Year	\$---	\$---	---
Expenditure Categories			
Crime Prevention	\$---	\$---	---
Victim Reparations	---	---	---
Exploited Youth Programs	---	---	---
Trafficking Victim Programs	---	---	---
Investigation Costs	---	---	---
Court Costs	---	---	---
Salaries	---	---	---
Professional Services	---	---	---
Travel	---	---	---
Training	---	---	---
Other Operating Expenses	---	---	---
Capital Expenditures	---	---	---
Non-Profit or Other Programs	---	---	---
Other Expenditures	---	---	---
Total Expenditures	\$---	\$---	---
Estimated Value of All Held Property	---	\$---	---
Year-End Balance	671	\$---	-100.0%

*Entity with no data in 2022 and 2023 has no expenditures to report.

Hector Police Department

Expenditures	2022 Expenditures	2023* Expenditures	Percent Change (\$)
Amount Received in the Previous Year	\$---	\$6,949	---
Expenditure Categories			
Crime Prevention	\$---	\$---	---
Victim Reparations	---	---	---
Exploited Youth Programs	---	---	---
Trafficking Victim Programs	---	---	---
Investigation Costs	---	---	---
Court Costs	---	---	---
Salaries	---	---	---
Professional Services	---	---	---
Travel	---	---	---
Training	---	---	---
Other Operating Expenses	---	---	---
Capital Expenditures	---	---	---
Non-Profit or Other Programs	---	---	---
Other Expenditures	---	---	---
Total Expenditures	\$---	\$---	---
Estimated Value of All Held Property	---	\$---	---
Year-End Balance	5,227	13,622	160.6%

*Entity with no data in 2022 and 2023 has no expenditures to report.

Henderson Police Department

Expenditures	2022 Expenditures	2023* Expenditures	Percent Change (\$)
Amount Received in the Previous Year	\$6,001	\$---	-100.0%
Expenditure Categories			
Crime Prevention	\$---	\$---	---
Victim Reparations	---	---	---
Exploited Youth Programs	---	---	---
Trafficking Victim Programs	---	---	---
Investigation Costs	---	---	---
Court Costs	1,020	---	-100.0%
Salaries	---	---	---
Professional Services	---	---	---
Travel	---	---	---
Training	---	---	---
Other Operating Expenses	168	---	-100.0%
Capital Expenditures	---	---	---
Non-Profit or Other Programs	---	---	---
Other Expenditures	25	---	-100.0%
Total Expenditures	\$1,213	\$---	-100.0%
Estimated Value of All Held Property	---	\$---	---
Year-End Balance	6,001	\$---	-100.0%

*Entity with no data in 2022 and 2023 has no expenditures to report.

Hennepin County Attorney's Office

Expenditures	2022 Expenditures	2023* Expenditures	Percent Change (\$)
Amount Received in the Previous Year	\$217,014	\$115,382	-46.8%
Expenditure Categories			
Crime Prevention	\$---	\$---	---
Victim Reparations	---	---	---
Exploited Youth Programs	---	---	---
Trafficking Victim Programs	---	---	---
Investigation Costs	---	---	---
Court Costs	---	---	---
Salaries	---	---	---
Professional Services	6,100	---	-100.0%
Travel	10,170	---	-100.0%
Training	30,730	---	-100.0%
Other Operating Expenses	---	---	---
Capital Expenditures	3,000	---	-100.0%
Non-Profit or Other Programs	---	---	---
Other Expenditures	---	---	---
Total Expenditures	\$50,000	\$---	-100.0%
Estimated Value of All Held Property	---	\$---	---
Year-End Balance	1,339,134	1,454,516	8.6%

*Entity with no data in 2022 and 2023 has no expenditures to report.

Hennepin County Sheriff's Office

Expenditures	2022 Expenditures	2023* Expenditures	Percent Change (\$)
Amount Received in the Previous Year	\$30,000	\$266	-99.1%
Expenditure Categories			
Crime Prevention	\$---	\$---	---
Victim Reparations	---	---	---
Exploited Youth Programs	---	---	---
Trafficking Victim Programs	---	---	---
Investigation Costs	---	---	---
Court Costs	---	---	---
Salaries	5,464	---	-100.0%
Professional Services	---	---	---
Travel	---	---	---
Training	---	---	---
Other Operating Expenses	---	---	---
Capital Expenditures	---	---	---
Non-Profit or Other Programs	5,000	---	-100.0%
Other Expenditures	850	---	-100.0%
Total Expenditures	\$11,314	\$---	-100.0%
Estimated Value of All Held Property	18,000	20,585	14.4%
Year-End Balance	65,679	76,191	16.0%

*Entity with no data in 2022 and 2023 has no expenditures to report.

Hennepin County Violent Offenders Task Force

Expenditures	2022 Expenditures	2023* Expenditures	Percent Change (\$)
Amount Received in the Previous Year	\$36,886	\$98,629	167.4%
Expenditure Categories			
Crime Prevention	\$---	\$---	---
Victim Reparations	---	---	---
Exploited Youth Programs	---	---	---
Trafficking Victim Programs	---	---	---
Investigation Costs	---	---	---
Court Costs	---	---	---
Salaries	---	---	---
Professional Services	---	---	---
Travel	---	5,416	---
Training	395	---	-100.0%
Other Operating Expenses	---	---	---
Capital Expenditures	---	---	---
Non-Profit or Other Programs	---	---	---
Other Expenditures	100,000	---	-100.0%
Total Expenditures	\$100,395	\$5,416	-94.6%
Estimated Value of All Held Property	---	360,105	---
Year-End Balance	217,034	310,248	42.9%

*Entity with no data in 2022 and 2023 has no expenditures to report.

Henning Police Department

Expenditures	2022 Expenditures	2023* Expenditures	Percent Change (\$)
Amount Received in the Previous Year	\$---	\$---	---
Expenditure Categories			
Crime Prevention	\$---	\$---	---
Victim Reparations	---	---	---
Exploited Youth Programs	---	---	---
Trafficking Victim Programs	---	---	---
Investigation Costs	---	---	---
Court Costs	---	---	---
Salaries	---	---	---
Professional Services	---	---	---
Travel	---	---	---
Training	---	---	---
Other Operating Expenses	---	---	---
Capital Expenditures	---	---	---
Non-Profit or Other Programs	---	---	---
Other Expenditures	---	---	---
Total Expenditures	\$---	\$---	---
Estimated Value of All Held Property	---	\$---	---
Year-End Balance	---	\$---	---

*Entity with no data in 2022 and 2023 has no expenditures to report.

Hermantown Police Department

Expenditures	2022 Expenditures	2023* Expenditures	Percent Change (\$)
Amount Received in the Previous Year	\$---	\$---	---
Expenditure Categories			
Crime Prevention	\$---	\$---	---
Victim Reparations	---	---	---
Exploited Youth Programs	---	---	---
Trafficking Victim Programs	---	---	---
Investigation Costs	---	---	---
Court Costs	---	---	---
Salaries	---	---	---
Professional Services	---	---	---
Travel	---	---	---
Training	---	---	---
Other Operating Expenses	---	---	---
Capital Expenditures	12,425	---	-100.0%
Non-Profit or Other Programs	---	---	---
Other Expenditures	---	---	---
Total Expenditures	\$12,425	\$---	-100.0%
Estimated Value of All Held Property	---	\$---	---
Year-End Balance	58,248	114,684	96.9%

*Entity with no data in 2022 and 2023 has no expenditures to report.

Heron Lake-Okabena Police Department

Expenditures	2022 Expenditures	2023* Expenditures	Percent Change (\$)
Amount Received in the Previous Year	\$---	\$---	---
Expenditure Categories			
Crime Prevention	\$---	\$---	---
Victim Reparations	---	---	---
Exploited Youth Programs	---	---	---
Trafficking Victim Programs	---	---	---
Investigation Costs	---	---	---
Court Costs	---	---	---
Salaries	---	---	---
Professional Services	---	---	---
Travel	---	---	---
Training	---	---	---
Other Operating Expenses	---	---	---
Capital Expenditures	---	---	---
Non-Profit or Other Programs	---	---	---
Other Expenditures	---	---	---
Total Expenditures	\$---	\$---	---
Estimated Value of All Held Property	---	\$---	---
Year-End Balance	---	\$---	---

*Entity with no data in 2022 and 2023 has no expenditures to report.

Hibbing Police Department

Expenditures	2022 Expenditures	2023* Expenditures	Percent Change (\$)
Amount Received in the Previous Year	\$5,989	\$9,902	65.3%
Expenditure Categories			
Crime Prevention	\$---	\$---	---
Victim Reparations	---	---	---
Exploited Youth Programs	---	---	---
Trafficking Victim Programs	---	---	---
Investigation Costs	---	---	---
Court Costs	718	1,013	41.1%
Salaries	---	---	---
Professional Services	359	507	41.2%
Travel	---	---	---
Training	---	---	---
Other Operating Expenses	---	2,048	---
Capital Expenditures	4,912	---	-100.0%
Non-Profit or Other Programs	---	---	---
Other Expenditures	---	---	---
Total Expenditures	\$5,989	\$3,568	-40.4%
Estimated Value of All Held Property	---	\$---	---
Year-End Balance	---	6,334	---

*Entity with no data in 2022 and 2023 has no expenditures to report.

Hill City Police Department

Expenditures	2022 Expenditures	2023* Expenditures	Percent Change (\$)
Amount Received in the Previous Year	\$20,000	\$20,000	---
Expenditure Categories			
Crime Prevention	\$---	\$---	---
Victim Reparations	---	---	---
Exploited Youth Programs	---	---	---
Trafficking Victim Programs	---	---	---
Investigation Costs	---	---	---
Court Costs	---	---	---
Salaries	---	---	---
Professional Services	---	---	---
Travel	---	---	---
Training	---	---	---
Other Operating Expenses	---	---	---
Capital Expenditures	20,000	20,000	---
Non-Profit or Other Programs	---	---	---
Other Expenditures	---	---	---
Total Expenditures	\$20,000	\$20,000	---
Estimated Value of All Held Property	---	\$---	---
Year-End Balance	9,000	\$---	-100.0%

*Entity with no data in 2022 and 2023 has no expenditures to report.

Hokah Police Department

Expenditures	2022 Expenditures	2023* Expenditures	Percent Change (\$)
Amount Received in the Previous Year	\$---	\$---	---
Expenditure Categories			
Crime Prevention	\$---	\$---	---
Victim Reparations	---	---	---
Exploited Youth Programs	---	---	---
Trafficking Victim Programs	---	---	---
Investigation Costs	---	---	---
Court Costs	---	---	---
Salaries	---	---	---
Professional Services	---	---	---
Travel	---	---	---
Training	---	---	---
Other Operating Expenses	---	---	---
Capital Expenditures	---	---	---
Non-Profit or Other Programs	---	---	---
Other Expenditures	---	---	---
Total Expenditures	\$---	\$---	---
Estimated Value of All Held Property	---	\$---	---
Year-End Balance	---	\$---	---

*Entity with no data in 2022 and 2023 has no expenditures to report.

Hopkins Police Department

Expenditures	2022 Expenditures	2023* Expenditures	Percent Change (\$)
Amount Received in the Previous Year	\$17,178	\$2,750	-84.0%
Expenditure Categories			
Crime Prevention	\$---	\$---	---
Victim Reparations	---	---	---
Exploited Youth Programs	---	---	---
Trafficking Victim Programs	---	---	---
Investigation Costs	---	---	---
Court Costs	---	---	---
Salaries	756	---	-100.0%
Professional Services	---	---	---
Travel	---	---	---
Training	---	---	---
Other Operating Expenses	1,225	295	-75.9%
Capital Expenditures	---	22,751	---
Non-Profit or Other Programs	---	---	---
Other Expenditures	---	---	---
Total Expenditures	\$1,981	\$23,046	1063.4%
Estimated Value of All Held Property	---	\$---	---
Year-End Balance	27,673	11,312	-59.1%

*Entity with no data in 2022 and 2023 has no expenditures to report.

Houston County Attorney's Office

Expenditures	2022 Expenditures	2023* Expenditures	Percent Change (\$)
Amount Received in the Previous Year	\$4,552	\$310	-93.2%
Expenditure Categories			
Crime Prevention	\$---	\$---	---
Victim Reparations	---	---	---
Exploited Youth Programs	---	---	---
Trafficking Victim Programs	---	---	---
Investigation Costs	---	---	---
Court Costs	---	---	---
Salaries	---	---	---
Professional Services	---	---	---
Travel	---	---	---
Training	---	---	---
Other Operating Expenses	1,266	2,248	77.6%
Capital Expenditures	---	---	---
Non-Profit or Other Programs	167	100	-40.1%
Other Expenditures	---	---	---
Total Expenditures	\$1,433	\$2,348	63.9%
Estimated Value of All Held Property	---	\$---	---
Year-End Balance	12,178	10,141	-16.7%

*Entity with no data in 2022 and 2023 has no expenditures to report.

Houston County Sheriff's Office

Expenditures	2022 Expenditures	2023* Expenditures	Percent Change (\$)
Amount Received in the Previous Year	\$10,575	\$1,660	-84.3%
Expenditure Categories			
Crime Prevention	\$---	\$---	---
Victim Reparations	---	---	---
Exploited Youth Programs	---	---	---
Trafficking Victim Programs	---	---	---
Investigation Costs	---	---	---
Court Costs	---	291	---
Salaries	---	---	---
Professional Services	---	757	---
Travel	---	---	---
Training	---	---	---
Other Operating Expenses	---	55	---
Capital Expenditures	---	---	---
Non-Profit or Other Programs	---	---	---
Other Expenditures	1,876	---	-100.0%
Total Expenditures	\$1,876	\$1,103	-41.2%
Estimated Value of All Held Property	---	\$---	---
Year-End Balance	11,188	11,683	4.4%

*Entity with no data in 2022 and 2023 has no expenditures to report.

Houston Police Department

Expenditures	2022 Expenditures	2023* Expenditures	Percent Change (\$)
Amount Received in the Previous Year	\$---	\$---	---
Expenditure Categories			
Crime Prevention	\$---	\$---	---
Victim Reparations	---	---	---
Exploited Youth Programs	---	---	---
Trafficking Victim Programs	---	---	---
Investigation Costs	---	---	---
Court Costs	---	---	---
Salaries	---	---	---
Professional Services	---	---	---
Travel	---	---	---
Training	---	---	---
Other Operating Expenses	---	---	---
Capital Expenditures	---	---	---
Non-Profit or Other Programs	---	---	---
Other Expenditures	---	---	---
Total Expenditures	\$---	\$---	---
Estimated Value of All Held Property	---	\$---	---
Year-End Balance	---	\$---	---

*Entity with no data in 2022 and 2023 has no expenditures to report.

Howard Lake Police Department

Expenditures	2022 Expenditures	2023* Expenditures	Percent Change (\$)
Amount Received in the Previous Year	\$9,375	\$---	-100.0%
Expenditure Categories			
Crime Prevention	\$---	\$---	---
Victim Reparations	---	---	---
Exploited Youth Programs	---	---	---
Trafficking Victim Programs	---	---	---
Investigation Costs	---	---	---
Court Costs	---	---	---
Salaries	---	---	---
Professional Services	---	---	---
Travel	---	---	---
Training	---	---	---
Other Operating Expenses	---	---	---
Capital Expenditures	---	4,035	---
Non-Profit or Other Programs	---	---	---
Other Expenditures	---	---	---
Total Expenditures	\$---	\$4,035	---
Estimated Value of All Held Property	---	\$---	---
Year-End Balance	15,139	11,675	-22.9%

*Entity with no data in 2022 and 2023 has no expenditures to report.

Hubbard County Attorney's Office

Expenditures	2022 Expenditures	2023* Expenditures	Percent Change (\$)
Amount Received in the Previous Year	\$12,427	\$14,293	15.0%
Expenditure Categories			
Crime Prevention	\$---	\$---	---
Victim Reparations	---	---	---
Exploited Youth Programs	---	---	---
Trafficking Victim Programs	---	---	---
Investigation Costs	---	---	---
Court Costs	---	---	---
Salaries	---	---	---
Professional Services	---	1,500	---
Travel	---	---	---
Training	---	---	---
Other Operating Expenses	3,754	556	-85.2%
Capital Expenditures	---	5,174	---
Non-Profit or Other Programs	---	---	---
Other Expenditures	---	---	---
Total Expenditures	\$3,754	\$7,230	92.6%
Estimated Value of All Held Property	---	\$---	---
Year-End Balance	8,673	7,063	-18.6%

*Entity with no data in 2022 and 2023 has no expenditures to report.

Hubbard County Sheriff's Office

Expenditures	2022 Expenditures	2023* Expenditures	Percent Change (\$)
Amount Received in the Previous Year	\$64,514	\$35,890	-44.4%
Expenditure Categories			
Crime Prevention	\$---	\$---	---
Victim Reparations	---	---	---
Exploited Youth Programs	---	---	---
Trafficking Victim Programs	---	---	---
Investigation Costs	3,731	3,156	-15.4%
Court Costs	---	---	---
Salaries	---	---	---
Professional Services	---	---	---
Travel	---	1,149	---
Training	---	---	---
Other Operating Expenses	1,151	1,054	-8.4%
Capital Expenditures	29,266	19,412	-33.7%
Non-Profit or Other Programs	---	---	---
Other Expenditures	---	5,000	---
Total Expenditures	\$34,148	\$29,771	-12.8%
Estimated Value of All Held Property	---	\$---	---
Year-End Balance	30,119	36,015	19.6%

*Entity with no data in 2022 and 2023 has no expenditures to report.

Hutchinson Police Department

Expenditures	2022 Expenditures	2023* Expenditures	Percent Change (\$)
Amount Received in the Previous Year	\$---	\$---	---
Expenditure Categories			
Crime Prevention	\$---	\$---	---
Victim Reparations	---	---	---
Exploited Youth Programs	---	---	---
Trafficking Victim Programs	---	---	---
Investigation Costs	---	---	---
Court Costs	---	---	---
Salaries	---	---	---
Professional Services	---	---	---
Travel	---	---	---
Training	---	---	---
Other Operating Expenses	---	---	---
Capital Expenditures	---	---	---
Non-Profit or Other Programs	---	---	---
Other Expenditures	---	---	---
Total Expenditures	\$---	\$---	---
Estimated Value of All Held Property	---	15,000	---
Year-End Balance	---	28,273	---

*Entity with no data in 2022 and 2023 has no expenditures to report.

International Falls Police Department

Expenditures	2022 Expenditures	2023* Expenditures	Percent Change (\$)
Amount Received in the Previous Year	\$---	\$1,676	---
Expenditure Categories			
Crime Prevention	\$---	\$---	---
Victim Reparations	---	---	---
Exploited Youth Programs	---	---	---
Trafficking Victim Programs	---	---	---
Investigation Costs	---	2,000	---
Court Costs	---	---	---
Salaries	---	---	---
Professional Services	---	---	---
Travel	---	---	---
Training	41,155	2,009	-95.1%
Other Operating Expenses	36	419	1063.9%
Capital Expenditures	5,373	4,767	-11.3%
Non-Profit or Other Programs	---	---	---
Other Expenditures	4,742	5,419	14.3%
Total Expenditures	\$51,306	\$14,614	-71.5%
Estimated Value of All Held Property	24,000	15,000	-37.5%
Year-End Balance	28,286	20,164	-28.7%

*Entity with no data in 2022 and 2023 has no expenditures to report.

Inver Grove Heights Public Safety Department

Expenditures	2022 Expenditures	2023* Expenditures	Percent Change (\$)
Amount Received in the Previous Year	\$52,817	\$18,735	-64.5%
Expenditure Categories			
Crime Prevention	\$---	\$---	---
Victim Reparations	---	---	---
Exploited Youth Programs	---	---	---
Trafficking Victim Programs	---	---	---
Investigation Costs	---	---	---
Court Costs	3,659	5,028	37.4%
Salaries	---	---	---
Professional Services	---	766	---
Travel	---	---	---
Training	---	1,300	---
Other Operating Expenses	1,024	844	-17.6%
Capital Expenditures	14,899	561	-96.2%
Non-Profit or Other Programs	---	---	---
Other Expenditures	---	---	---
Total Expenditures	\$19,582	\$8,499	-56.6%
Estimated Value of All Held Property	20,000	46,983	134.9%
Year-End Balance	112,383	98,068	-12.7%

*Entity with no data in 2022 and 2023 has no expenditures to report.

Isanti County Attorney's Office

Expenditures	2022 Expenditures	2023* Expenditures	Percent Change (\$)
Amount Received in the Previous Year	\$393	\$380	-3.3%
Expenditure Categories			
Crime Prevention	\$---	\$---	---
Victim Reparations	---	---	---
Exploited Youth Programs	---	---	---
Trafficking Victim Programs	---	---	---
Investigation Costs	---	---	---
Court Costs	---	---	---
Salaries	---	---	---
Professional Services	9,950	---	-100.0%
Travel	---	---	---
Training	---	---	---
Other Operating Expenses	992	3,359	238.6%
Capital Expenditures	---	17,458	---
Non-Profit or Other Programs	---	---	---
Other Expenditures	---	---	---
Total Expenditures	\$10,942	\$20,817	90.2%
Estimated Value of All Held Property	---	\$---	---
Year-End Balance	49,403	31,600	-36.0%

*Entity with no data in 2022 and 2023 has no expenditures to report.

Isanti County Sheriff's Office

Expenditures	2022 Expenditures	2023* Expenditures	Percent Change (\$)
Amount Received in the Previous Year	\$5,540	\$100	-98.2%
Expenditure Categories			
Crime Prevention	\$---	\$---	---
Victim Reparations	---	---	---
Exploited Youth Programs	---	---	---
Trafficking Victim Programs	---	---	---
Investigation Costs	---	---	---
Court Costs	---	---	---
Salaries	---	---	---
Professional Services	382	---	-100.0%
Travel	---	---	---
Training	2,666	---	-100.0%
Other Operating Expenses	---	---	---
Capital Expenditures	2,884	---	-100.0%
Non-Profit or Other Programs	---	---	---
Other Expenditures	---	---	---
Total Expenditures	\$5,932	\$---	-100.0%
Estimated Value of All Held Property	---	\$---	---
Year-End Balance	---	\$---	---

*Entity with no data in 2022 and 2023 has no expenditures to report.

Isanti Police Department

Expenditures	2022 Expenditures	2023* Expenditures	Percent Change (\$)
Amount Received in the Previous Year	\$---	\$2,959	---
Expenditure Categories			
Crime Prevention	\$---	\$---	---
Victim Reparations	---	---	---
Exploited Youth Programs	---	---	---
Trafficking Victim Programs	---	---	---
Investigation Costs	---	---	---
Court Costs	---	---	---
Salaries	---	---	---
Professional Services	---	---	---
Travel	---	---	---
Training	---	---	---
Other Operating Expenses	---	---	---
Capital Expenditures	---	2,542	---
Non-Profit or Other Programs	---	---	---
Other Expenditures	---	---	---
Total Expenditures	\$---	\$2,542	---
Estimated Value of All Held Property	\$---	800	---
Year-End Balance	\$---	417	---

*Entity with no data in 2022 and 2023 has no expenditures to report.

Isle Police Department

Expenditures	2022 Expenditures	2023* Expenditures	Percent Change (\$)
Amount Received in the Previous Year	\$9,350	\$---	-100.0%
Expenditure Categories			
Crime Prevention	\$---	\$---	---
Victim Reparations	---	---	---
Exploited Youth Programs	---	---	---
Trafficking Victim Programs	---	---	---
Investigation Costs	---	---	---
Court Costs	---	---	---
Salaries	---	---	---
Professional Services	---	---	---
Travel	---	---	---
Training	---	---	---
Other Operating Expenses	---	---	---
Capital Expenditures	---	---	---
Non-Profit or Other Programs	---	---	---
Other Expenditures	---	---	---
Total Expenditures	\$---	\$---	---
Estimated Value of All Held Property	3,000	4,000	33.3%
Year-End Balance	9,350	2,450	-73.8%

*Entity with no data in 2022 and 2023 has no expenditures to report.

Itasca County Attorney's Office

Expenditures	2022 Expenditures	2023* Expenditures	Percent Change (\$)
Amount Received in the Previous Year	\$23,237	\$18,615	-19.9%
Expenditure Categories			
Crime Prevention	\$---	1,275	---
Victim Reparations	---	---	---
Exploited Youth Programs	---	---	---
Trafficking Victim Programs	---	---	---
Investigation Costs	---	---	---
Court Costs	---	---	---
Salaries	---	---	---
Professional Services	---	183	---
Travel	---	1,118	---
Training	789	---	-100.0%
Other Operating Expenses	3,322	2,594	-21.9%
Capital Expenditures	15,603	---	-100.0%
Non-Profit or Other Programs	2,135	1,600	-25.1%
Other Expenditures	166	503	203.0%
Total Expenditures	\$22,015	\$7,273	-67.0%
Estimated Value of All Held Property	---	\$---	---
Year-End Balance	237,218	252,433	6.4%

*Entity with no data in 2022 and 2023 has no expenditures to report.

Itasca County Sheriff's Office

Expenditures	2022 Expenditures	2023* Expenditures	Percent Change (\$)
Amount Received in the Previous Year	\$28,454	\$1,045	-96.3%
Expenditure Categories			
Crime Prevention	\$---	\$---	---
Victim Reparations	---	---	---
Exploited Youth Programs	---	---	---
Trafficking Victim Programs	---	---	---
Investigation Costs	---	---	---
Court Costs	---	---	---
Salaries	---	---	---
Professional Services	---	---	---
Travel	---	---	---
Training	---	---	---
Other Operating Expenses	---	---	---
Capital Expenditures	---	---	---
Non-Profit or Other Programs	---	---	---
Other Expenditures	---	---	---
Total Expenditures	\$---	\$---	---
Estimated Value of All Held Property	18,820	\$---	-100.0%
Year-End Balance	136,893	835	-99.4%

*Entity with no data in 2022 and 2023 has no expenditures to report.

Ivanhoe Police Department

Expenditures	2022 Expenditures	2023* Expenditures	Percent Change (\$)
Amount Received in the Previous Year	\$---	\$---	---
Expenditure Categories			
Crime Prevention	\$---	\$---	---
Victim Reparations	---	---	---
Exploited Youth Programs	---	---	---
Trafficking Victim Programs	---	---	---
Investigation Costs	---	---	---
Court Costs	---	---	---
Salaries	---	---	---
Professional Services	---	---	---
Travel	---	---	---
Training	---	---	---
Other Operating Expenses	---	---	---
Capital Expenditures	---	---	---
Non-Profit or Other Programs	---	---	---
Other Expenditures	---	---	---
Total Expenditures	\$---	\$---	---
Estimated Value of All Held Property	---	\$---	---
Year-End Balance	---	\$---	---

*Entity with no data in 2022 and 2023 has no expenditures to report.

Jackson County Attorney's Office

Expenditures	2022 Expenditures	2023* Expenditures	Percent Change (\$)
Amount Received in the Previous Year	\$1,453	\$---	-100.0%
Expenditure Categories			
Crime Prevention	\$---	\$---	---
Victim Reparations	---	---	---
Exploited Youth Programs	---	---	---
Trafficking Victim Programs	---	---	---
Investigation Costs	---	---	---
Court Costs	---	---	---
Salaries	---	---	---
Professional Services	---	---	---
Travel	---	---	---
Training	---	---	---
Other Operating Expenses	---	---	---
Capital Expenditures	---	---	---
Non-Profit or Other Programs	---	---	---
Other Expenditures	---	---	---
Total Expenditures	\$---	\$---	---
Estimated Value of All Held Property	5,000	\$---	-100.0%
Year-End Balance	23,201	25,221	8.7%

*Entity with no data in 2022 and 2023 has no expenditures to report.

Jackson County Sheriff's Office

Expenditures	2022 Expenditures	2023* Expenditures	Percent Change (\$)
Amount Received in the Previous Year	\$3,359	\$---	-100.0%
Expenditure Categories			
Crime Prevention	\$---	\$---	---
Victim Reparations	---	---	---
Exploited Youth Programs	---	---	---
Trafficking Victim Programs	---	---	---
Investigation Costs	---	---	---
Court Costs	---	---	---
Salaries	---	---	---
Professional Services	---	---	---
Travel	---	---	---
Training	---	---	---
Other Operating Expenses	---	---	---
Capital Expenditures	---	---	---
Non-Profit or Other Programs	---	---	---
Other Expenditures	---	---	---
Total Expenditures	\$---	\$---	---
Estimated Value of All Held Property	---	\$---	---
Year-End Balance	3,036	\$---	-100.0%

*Entity with no data in 2022 and 2023 has no expenditures to report.

Janesville Police Department

Expenditures	2022 Expenditures	2023* Expenditures	Percent Change (\$)
Amount Received in the Previous Year	\$2,500	\$2,120	-15.2%
Expenditure Categories			
Crime Prevention	\$---	\$---	---
Victim Reparations	---	---	---
Exploited Youth Programs	---	---	---
Trafficking Victim Programs	---	---	---
Investigation Costs	---	---	---
Court Costs	---	---	---
Salaries	---	---	---
Professional Services	---	---	---
Travel	---	---	---
Training	---	---	---
Other Operating Expenses	---	1,000	---
Capital Expenditures	---	1,120	---
Non-Profit or Other Programs	---	---	---
Other Expenditures	---	---	---
Total Expenditures	\$---	\$2,120	---
Estimated Value of All Held Property	3,072	\$---	-100.0%
Year-End Balance	2,936	\$---	-100.0%

*Entity with no data in 2022 and 2023 has no expenditures to report.

Jordan Police Department

Expenditures	2022 Expenditures	2023* Expenditures	Percent Change (\$)
Amount Received in the Previous Year	\$17,242	\$9,450	-45.2%
Expenditure Categories			
Crime Prevention	1,250	1,250	---
Victim Reparations	---	---	---
Exploited Youth Programs	---	---	---
Trafficking Victim Programs	---	---	---
Investigation Costs	---	---	---
Court Costs	---	---	---
Salaries	---	---	---
Professional Services	750	125	-83.3%
Travel	---	---	---
Training	---	---	---
Other Operating Expenses	---	---	---
Capital Expenditures	5,880	5,506	-6.4%
Non-Profit or Other Programs	---	---	---
Other Expenditures	1,345	676	-49.7%
Total Expenditures	\$9,225	\$7,557	-18.1%
Estimated Value of All Held Property	1,197	5,000	317.7%
Year-End Balance	22,826	10,623	-53.5%

*Entity with no data in 2022 and 2023 has no expenditures to report.

Kanabec County Attorney's Office

Expenditures	2022 Expenditures	2023* Expenditures	Percent Change (\$)
Amount Received in the Previous Year	\$788	\$729	-7.5%
Expenditure Categories			
Crime Prevention	\$---	\$---	---
Victim Reparations	---	---	---
Exploited Youth Programs	---	---	---
Trafficking Victim Programs	---	---	---
Investigation Costs	---	---	---
Court Costs	---	---	---
Salaries	---	---	---
Professional Services	---	---	---
Travel	---	---	---
Training	---	---	---
Other Operating Expenses	130	---	-100.0%
Capital Expenditures	---	---	---
Non-Profit or Other Programs	---	---	---
Other Expenditures	---	---	---
Total Expenditures	\$130	\$---	-100.0%
Estimated Value of All Held Property	---	\$---	---
Year-End Balance	---	\$---	---

*Entity with no data in 2022 and 2023 has no expenditures to report.

Kanabec County Sheriff's Office

Expenditures	2022 Expenditures	2023* Expenditures	Percent Change (\$)
Amount Received in the Previous Year	\$---	\$17,987	---
Expenditure Categories			
Crime Prevention	\$---	\$---	---
Victim Reparations	---	---	---
Exploited Youth Programs	---	---	---
Trafficking Victim Programs	---	---	---
Investigation Costs	400	---	-100.0%
Court Costs	---	---	---
Salaries	---	---	---
Professional Services	---	---	---
Travel	---	---	---
Training	250	---	-100.0%
Other Operating Expenses	250	---	-100.0%
Capital Expenditures	500	---	-100.0%
Non-Profit or Other Programs	---	---	---
Other Expenditures	---	---	---
Total Expenditures	\$1,400	\$---	-100.0%
Estimated Value of All Held Property	---	\$---	---
Year-End Balance	9,450	150,706	1494.8%

*Entity with no data in 2022 and 2023 has no expenditures to report.

Kandiyohi County Attorney's Office

Expenditures	2022 Expenditures	2023* Expenditures	Percent Change (\$)
Amount Received in the Previous Year	\$23,093	\$11,473	-50.3%
Expenditure Categories			
Crime Prevention	6,000	6,000	---
Victim Reparations	---	---	---
Exploited Youth Programs	---	---	---
Trafficking Victim Programs	---	---	---
Investigation Costs	---	---	---
Court Costs	---	---	---
Salaries	---	---	---
Professional Services	---	---	---
Travel	---	---	---
Training	---	2,467	---
Other Operating Expenses	---	---	---
Capital Expenditures	---	---	---
Non-Profit or Other Programs	---	---	---
Other Expenditures	---	---	---
Total Expenditures	\$6,000	\$8,467	41.1%
Estimated Value of All Held Property	---	\$---	---
Year-End Balance	77,149	80,156	3.9%

*Entity with no data in 2022 and 2023 has no expenditures to report.

Kandiyohi County Sheriff's Office

Expenditures	2022 Expenditures	2023* Expenditures	Percent Change (\$)
Amount Received in the Previous Year	\$29,741	\$250	-99.2%
Expenditure Categories			
Crime Prevention	\$---	\$---	---
Victim Reparations	---	---	---
Exploited Youth Programs	---	---	---
Trafficking Victim Programs	---	---	---
Investigation Costs	---	---	---
Court Costs	---	---	---
Salaries	---	---	---
Professional Services	---	---	---
Travel	---	---	---
Training	---	---	---
Other Operating Expenses	---	---	---
Capital Expenditures	---	---	---
Non-Profit or Other Programs	---	---	---
Other Expenditures	---	---	---
Total Expenditures	\$---	\$---	---
Estimated Value of All Held Property	54,026	31,610	-41.5%
Year-End Balance	29,232	27,966	-4.3%

*Entity with no data in 2022 and 2023 has no expenditures to report.

Kasson Police Department

Expenditures	2022 Expenditures	2023* Expenditures	Percent Change (\$)
Amount Received in the Previous Year	\$---	\$---	---
Expenditure Categories			
Crime Prevention	\$---	\$---	---
Victim Reparations	---	---	---
Exploited Youth Programs	---	---	---
Trafficking Victim Programs	---	---	---
Investigation Costs	---	---	---
Court Costs	---	---	---
Salaries	---	---	---
Professional Services	---	---	---
Travel	---	---	---
Training	---	---	---
Other Operating Expenses	---	---	---
Capital Expenditures	---	---	---
Non-Profit or Other Programs	---	---	---
Other Expenditures	---	---	---
Total Expenditures	\$---	\$---	---
Estimated Value of All Held Property	---	\$---	---
Year-End Balance	---	\$---	---

*Entity with no data in 2022 and 2023 has no expenditures to report.

Keewatin Police Department

Expenditures	2022 Expenditures	2023* Expenditures	Percent Change (\$)
Amount Received in the Previous Year	\$4,624	\$2,078	-55.1%
Expenditure Categories			
Crime Prevention	\$---	323	---
Victim Reparations	---	---	---
Exploited Youth Programs	---	---	---
Trafficking Victim Programs	---	---	---
Investigation Costs	---	---	---
Court Costs	---	---	---
Salaries	---	---	---
Professional Services	---	---	---
Travel	---	---	---
Training	---	---	---
Other Operating Expenses	---	---	---
Capital Expenditures	1,165	3,802	226.4%
Non-Profit or Other Programs	---	---	---
Other Expenditures	---	341	---
Total Expenditures	\$1,165	\$4,466	283.3%
Estimated Value of All Held Property	---	\$---	---
Year-End Balance	5,458	4,619	-15.4%

*Entity with no data in 2022 and 2023 has no expenditures to report.

Kenyon Police Department

Expenditures	2022 Expenditures	2023* Expenditures	Percent Change (\$)
Amount Received in the Previous Year	\$---	\$---	---
Expenditure Categories			
Crime Prevention	\$---	\$---	---
Victim Reparations	---	---	---
Exploited Youth Programs	---	---	---
Trafficking Victim Programs	---	---	---
Investigation Costs	---	---	---
Court Costs	---	---	---
Salaries	---	---	---
Professional Services	---	---	---
Travel	---	---	---
Training	---	---	---
Other Operating Expenses	---	---	---
Capital Expenditures	---	---	---
Non-Profit or Other Programs	---	---	---
Other Expenditures	---	---	---
Total Expenditures	\$---	\$---	---
Estimated Value of All Held Property	---	\$---	---
Year-End Balance	---	\$---	---

*Entity with no data in 2022 and 2023 has no expenditures to report.

Kittson County Attorney's Office

Expenditures	2022 Expenditures	2023* Expenditures	Percent Change (\$)
Amount Received in the Previous Year	\$---	\$---	---
Expenditure Categories			
Crime Prevention	\$---	\$---	---
Victim Reparations	---	---	---
Exploited Youth Programs	---	---	---
Trafficking Victim Programs	---	---	---
Investigation Costs	---	---	---
Court Costs	---	---	---
Salaries	---	---	---
Professional Services	---	---	---
Travel	---	---	---
Training	---	---	---
Other Operating Expenses	---	---	---
Capital Expenditures	---	---	---
Non-Profit or Other Programs	---	---	---
Other Expenditures	---	---	---
Total Expenditures	\$---	\$---	---
Estimated Value of All Held Property	---	\$---	---
Year-End Balance	---	\$---	---

*Entity with no data in 2022 and 2023 has no expenditures to report.

Kittson County Sheriff's Office

Expenditures	2022 Expenditures	2023* Expenditures	Percent Change (\$)
Amount Received in the Previous Year	\$1,319	\$---	-100.0%
Expenditure Categories			
Crime Prevention	\$---	\$---	---
Victim Reparations	---	---	---
Exploited Youth Programs	---	---	---
Trafficking Victim Programs	---	---	---
Investigation Costs	---	---	---
Court Costs	---	---	---
Salaries	---	---	---
Professional Services	---	---	---
Travel	---	---	---
Training	---	---	---
Other Operating Expenses	---	---	---
Capital Expenditures	2,350	---	-100.0%
Non-Profit or Other Programs	---	---	---
Other Expenditures	---	---	---
Total Expenditures	\$2,350	\$---	-100.0%
Estimated Value of All Held Property	---	\$---	---
Year-End Balance	3,397	3,397	---

*Entity with no data in 2022 and 2023 has no expenditures to report.

Koochiching County Attorney's Office

Expenditures	2022 Expenditures	2023* Expenditures	Percent Change (\$)
Amount Received in the Previous Year	\$758	\$---	-100.0%
Expenditure Categories			
Crime Prevention	\$---	\$---	---
Victim Reparations	---	---	---
Exploited Youth Programs	---	---	---
Trafficking Victim Programs	---	---	---
Investigation Costs	---	---	---
Court Costs	---	---	---
Salaries	---	---	---
Professional Services	---	---	---
Travel	---	---	---
Training	---	---	---
Other Operating Expenses	---	---	---
Capital Expenditures	---	---	---
Non-Profit or Other Programs	---	---	---
Other Expenditures	---	---	---
Total Expenditures	\$---	\$---	---
Estimated Value of All Held Property	---	\$---	---
Year-End Balance	758	3,844,716	507118.5%

*Entity with no data in 2022 and 2023 has no expenditures to report.

Koochiching County Sheriff's Office

Expenditures	2022 Expenditures	2023* Expenditures	Percent Change (\$)
Amount Received in the Previous Year	\$---	\$---	---
Expenditure Categories			
Crime Prevention	\$---	\$---	---
Victim Reparations	---	---	---
Exploited Youth Programs	---	---	---
Trafficking Victim Programs	---	---	---
Investigation Costs	---	---	---
Court Costs	---	---	---
Salaries	---	---	---
Professional Services	---	---	---
Travel	---	---	---
Training	---	---	---
Other Operating Expenses	---	---	---
Capital Expenditures	---	---	---
Non-Profit or Other Programs	---	---	---
Other Expenditures	---	---	---
Total Expenditures	\$---	\$---	---
Estimated Value of All Held Property	8,000	\$---	-100.0%
Year-End Balance	1,894	\$---	-100.0%

*Entity with no data in 2022 and 2023 has no expenditures to report.

La Crescent Police Department

Expenditures	2022 Expenditures	2023* Expenditures	Percent Change (\$)
Amount Received in the Previous Year	\$---	\$---	---
Expenditure Categories			
Crime Prevention	\$---	\$---	---
Victim Reparations	---	---	---
Exploited Youth Programs	---	---	---
Trafficking Victim Programs	---	---	---
Investigation Costs	---	---	---
Court Costs	---	---	---
Salaries	---	---	---
Professional Services	---	---	---
Travel	---	---	---
Training	---	---	---
Other Operating Expenses	---	---	---
Capital Expenditures	---	---	---
Non-Profit or Other Programs	---	---	---
Other Expenditures	---	---	---
Total Expenditures	\$---	\$---	---
Estimated Value of All Held Property	---	\$---	---
Year-End Balance	---	\$---	---

*Entity with no data in 2022 and 2023 has no expenditures to report.

Lac Qui Parle County Attorney's Office

Expenditures	2022 Expenditures	2023* Expenditures	Percent Change (\$)
Amount Received in the Previous Year	\$---	\$---	---
Expenditure Categories			
Crime Prevention	\$---	\$---	---
Victim Reparations	---	---	---
Exploited Youth Programs	---	---	---
Trafficking Victim Programs	---	---	---
Investigation Costs	---	---	---
Court Costs	---	---	---
Salaries	---	---	---
Professional Services	---	---	---
Travel	---	---	---
Training	---	---	---
Other Operating Expenses	---	---	---
Capital Expenditures	---	---	---
Non-Profit or Other Programs	---	---	---
Other Expenditures	1,600	2,350	46.9%
Total Expenditures	\$1,600	\$2,350	46.9%
Estimated Value of All Held Property	---	\$---	---
Year-End Balance	4,000	7,900	97.5%

*Entity with no data in 2022 and 2023 has no expenditures to report.

Lac qui Parle County Sheriff's Office

Expenditures	2022 Expenditures	2023* Expenditures	Percent Change (\$)
Amount Received in the Previous Year	\$---	\$5,815	---
Expenditure Categories			
Crime Prevention	\$---	\$---	---
Victim Reparations	---	---	---
Exploited Youth Programs	---	---	---
Trafficking Victim Programs	---	---	---
Investigation Costs	---	---	---
Court Costs	---	---	---
Salaries	---	---	---
Professional Services	---	---	---
Travel	---	---	---
Training	---	---	---
Other Operating Expenses	---	---	---
Capital Expenditures	---	---	---
Non-Profit or Other Programs	---	---	---
Other Expenditures	---	---	---
Total Expenditures	\$---	\$---	---
Estimated Value of All Held Property	---	\$---	---
Year-End Balance	---	\$---	---

*Entity with no data in 2022 and 2023 has no expenditures to report.

Lake City Police Department

Expenditures	2022 Expenditures	2023* Expenditures	Percent Change (\$)
Amount Received in the Previous Year	\$650	\$---	-100.0%
Expenditure Categories			
Crime Prevention	\$---	\$---	---
Victim Reparations	---	---	---
Exploited Youth Programs	---	---	---
Trafficking Victim Programs	---	---	---
Investigation Costs	---	---	---
Court Costs	---	---	---
Salaries	---	---	---
Professional Services	---	---	---
Travel	---	---	---
Training	---	---	---
Other Operating Expenses	---	---	---
Capital Expenditures	---	---	---
Non-Profit or Other Programs	---	---	---
Other Expenditures	---	---	---
Total Expenditures	\$---	\$---	---
Estimated Value of All Held Property	1,000	100	-90.0%
Year-End Balance	11,142	18,642	67.3%

*Entity with no data in 2022 and 2023 has no expenditures to report.

Lake County Attorney's Office

Expenditures	2022 Expenditures	2023* Expenditures	Percent Change (\$)
Amount Received in the Previous Year	\$---	\$726	---
Expenditure Categories			
Crime Prevention	6,775	\$---	-100.0%
Victim Reparations	---	---	---
Exploited Youth Programs	---	---	---
Trafficking Victim Programs	---	---	---
Investigation Costs	---	---	---
Court Costs	---	---	---
Salaries	---	---	---
Professional Services	---	---	---
Travel	---	---	---
Training	---	---	---
Other Operating Expenses	---	---	---
Capital Expenditures	---	---	---
Non-Profit or Other Programs	---	---	---
Other Expenditures	---	---	---
Total Expenditures	\$6,775	\$---	-100.0%
Estimated Value of All Held Property	---	\$---	---
Year-End Balance	21,217	21,943	3.4%

*Entity with no data in 2022 and 2023 has no expenditures to report.

Lake County Sheriff's Office

Expenditures	2022 Expenditures	2023* Expenditures	Percent Change (\$)
Amount Received in the Previous Year	\$2,750	\$---	-100.0%
Expenditure Categories			
Crime Prevention	\$---	\$---	---
Victim Reparations	---	---	---
Exploited Youth Programs	---	---	---
Trafficking Victim Programs	---	---	---
Investigation Costs	---	---	---
Court Costs	---	---	---
Salaries	---	---	---
Professional Services	---	---	---
Travel	---	---	---
Training	---	---	---
Other Operating Expenses	---	---	---
Capital Expenditures	5,000	---	-100.0%
Non-Profit or Other Programs	---	---	---
Other Expenditures	---	---	---
Total Expenditures	\$5,000	\$---	-100.0%
Estimated Value of All Held Property	17,000	\$---	-100.0%
Year-End Balance	78,593	\$---	-100.0%

*Entity with no data in 2022 and 2023 has no expenditures to report.

Lake Crystal Police Department

Expenditures	2022 Expenditures	2023* Expenditures	Percent Change (\$)
Amount Received in the Previous Year	\$---	\$1,960	---
Expenditure Categories			
Crime Prevention	\$---	\$---	---
Victim Reparations	---	---	---
Exploited Youth Programs	---	---	---
Trafficking Victim Programs	---	---	---
Investigation Costs	---	---	---
Court Costs	---	---	---
Salaries	---	---	---
Professional Services	---	---	---
Travel	---	---	---
Training	---	---	---
Other Operating Expenses	---	---	---
Capital Expenditures	---	---	---
Non-Profit or Other Programs	---	---	---
Other Expenditures	---	---	---
Total Expenditures	\$---	\$---	---
Estimated Value of All Held Property	---	\$---	---
Year-End Balance	---	1,960	---

*Entity with no data in 2022 and 2023 has no expenditures to report.

Lake of the Woods County Attorney's Office

Expenditures	2022 Expenditures	2023* Expenditures	Percent Change (\$)
Amount Received in the Previous Year	\$2,645	\$---	-100.0%
Expenditure Categories			
Crime Prevention	\$---	\$---	---
Victim Reparations	---	---	---
Exploited Youth Programs	---	---	---
Trafficking Victim Programs	---	---	---
Investigation Costs	---	---	---
Court Costs	---	---	---
Salaries	---	---	---
Professional Services	---	---	---
Travel	---	---	---
Training	---	---	---
Other Operating Expenses	---	---	---
Capital Expenditures	---	---	---
Non-Profit or Other Programs	---	---	---
Other Expenditures	---	---	---
Total Expenditures	\$---	\$---	---
Estimated Value of All Held Property	---	\$---	---
Year-End Balance	6,848	\$---	-100.0%

*Entity with no data in 2022 and 2023 has no expenditures to report.

Lake of the Woods County Sheriff's Office

Expenditures	2022 Expenditures	2023* Expenditures	Percent Change (\$)
Amount Received in the Previous Year	\$---	\$---	---
Expenditure Categories			
Crime Prevention	\$---	\$---	---
Victim Reparations	---	---	---
Exploited Youth Programs	---	---	---
Trafficking Victim Programs	---	---	---
Investigation Costs	---	---	---
Court Costs	---	---	---
Salaries	---	---	---
Professional Services	---	---	---
Travel	---	---	---
Training	---	---	---
Other Operating Expenses	---	---	---
Capital Expenditures	---	---	---
Non-Profit or Other Programs	---	---	---
Other Expenditures	---	---	---
Total Expenditures	\$---	\$---	---
Estimated Value of All Held Property	\$---	\$---	---
Year-End Balance	\$---	\$---	---

*Entity with no data in 2022 and 2023 has no expenditures to report.

Lake Park Police Department

Expenditures	2022 Expenditures	2023* Expenditures	Percent Change (\$)
Amount Received in the Previous Year	\$---	\$---	---
Expenditure Categories			
Crime Prevention	\$---	\$---	---
Victim Reparations	---	---	---
Exploited Youth Programs	---	---	---
Trafficking Victim Programs	---	---	---
Investigation Costs	---	---	---
Court Costs	---	---	---
Salaries	---	---	---
Professional Services	---	---	---
Travel	---	---	---
Training	---	---	---
Other Operating Expenses	---	---	---
Capital Expenditures	---	---	---
Non-Profit or Other Programs	---	---	---
Other Expenditures	---	---	---
Total Expenditures	\$---	\$---	---
Estimated Value of All Held Property	---	\$---	---
Year-End Balance	---	\$---	---

*Entity with no data in 2022 and 2023 has no expenditures to report.

Lake Shore Police Department

Expenditures	2022 Expenditures	2023* Expenditures	Percent Change (\$)
Amount Received in the Previous Year	\$---	\$---	---
Expenditure Categories			
Crime Prevention	\$---	\$---	---
Victim Reparations	---	---	---
Exploited Youth Programs	---	---	---
Trafficking Victim Programs	---	---	---
Investigation Costs	---	---	---
Court Costs	---	---	---
Salaries	---	---	---
Professional Services	---	---	---
Travel	---	---	---
Training	---	---	---
Other Operating Expenses	---	---	---
Capital Expenditures	---	---	---
Non-Profit or Other Programs	---	---	---
Other Expenditures	---	---	---
Total Expenditures	\$---	\$---	---
Estimated Value of All Held Property	---	\$---	---
Year-End Balance	---	\$---	---

*Entity with no data in 2022 and 2023 has no expenditures to report.

Lake Superior Drug and Violent Crime Task Force

Expenditures	2022 Expenditures	2023* Expenditures	Percent Change (\$)
Amount Received in the Previous Year	\$82,960	\$130,685	57.5%
Expenditure Categories			
Crime Prevention	\$---	\$---	---
Victim Reparations	8,296	13,069	57.5%
Exploited Youth Programs	---	---	---
Trafficking Victim Programs	---	---	---
Investigation Costs	10,925	44,450	306.9%
Court Costs	16,592	26,137	57.5%
Salaries	---	---	---
Professional Services	405	456	12.6%
Travel	17,972	5,531	-69.2%
Training	3,212	10,203	217.7%
Other Operating Expenses	82,979	24,743	-70.2%
Capital Expenditures	28,605	---	-100.0%
Non-Profit or Other Programs	---	---	---
Other Expenditures	41,245	55,347	34.2%
Total Expenditures	\$210,231	\$179,936	-14.4%
Estimated Value of All Held Property	---	\$---	---
Year-End Balance	99,003	95,887	-3.1%

*Entity with no data in 2022 and 2023 has no expenditures to report.

Lakefield Police Department

Expenditures	2022 Expenditures	2023* Expenditures	Percent Change (\$)
Amount Received in the Previous Year	\$---	\$---	---
Expenditure Categories			
Crime Prevention	\$---	\$---	---
Victim Reparations	---	---	---
Exploited Youth Programs	---	---	---
Trafficking Victim Programs	---	---	---
Investigation Costs	---	---	---
Court Costs	---	---	---
Salaries	---	---	---
Professional Services	---	---	---
Travel	---	---	---
Training	---	---	---
Other Operating Expenses	---	---	---
Capital Expenditures	---	---	---
Non-Profit or Other Programs	---	---	---
Other Expenditures	---	---	---
Total Expenditures	\$---	\$---	---
Estimated Value of All Held Property	---	\$---	---
Year-End Balance	10,774	10,774	---

*Entity with no data in 2022 and 2023 has no expenditures to report.

Lakes Area Drug Investigative Division

Expenditures	2022 Expenditures	2023* Expenditures	Percent Change (\$)
Amount Received in the Previous Year	\$5,839	\$12,534	114.7%
Expenditure Categories			
Crime Prevention	\$---	\$---	---
Victim Reparations	---	---	---
Exploited Youth Programs	---	---	---
Trafficking Victim Programs	---	---	---
Investigation Costs	---	---	---
Court Costs	---	---	---
Salaries	---	---	---
Professional Services	12,678	---	-100.0%
Travel	---	---	---
Training	---	---	---
Other Operating Expenses	23	---	-100.0%
Capital Expenditures	523	---	-100.0%
Non-Profit or Other Programs	---	---	---
Other Expenditures	---	---	---
Total Expenditures	\$13,224	\$---	-100.0%
Estimated Value of All Held Property	21,903	95,108	334.2%
Year-End Balance	60,617	52,190	-13.9%

*Entity with no data in 2022 and 2023 has no expenditures to report.

Lakes Area Police District

Expenditures	2022 Expenditures	2023* Expenditures	Percent Change (\$)
Amount Received in the Previous Year	\$102	\$1,195	1071.6%
Expenditure Categories			
Crime Prevention	\$---	\$---	---
Victim Reparations	---	---	---
Exploited Youth Programs	---	---	---
Trafficking Victim Programs	---	---	---
Investigation Costs	---	---	---
Court Costs	---	300	---
Salaries	---	---	---
Professional Services	301	---	-100.0%
Travel	---	---	---
Training	---	---	---
Other Operating Expenses	571	---	-100.0%
Capital Expenditures	---	---	---
Non-Profit or Other Programs	---	---	---
Other Expenditures	1,931	25	-98.7%
Total Expenditures	\$2,803	\$325	-88.4%
Estimated Value of All Held Property	---	2,110	---
Year-End Balance	41,723	39,288	-5.8%

*Entity with no data in 2022 and 2023 has no expenditures to report.

Lakes to River Drug and Violent Crimes Task Force

Expenditures	2022 Expenditures	2023* Expenditures	Percent Change (\$)
Amount Received in the Previous Year	\$47,912	\$---	-100.0%
Expenditure Categories			
Crime Prevention	\$---	\$---	---
Victim Reparations	---	---	---
Exploited Youth Programs	---	---	---
Trafficking Victim Programs	---	---	---
Investigation Costs	---	---	---
Court Costs	---	---	---
Salaries	---	---	---
Professional Services	---	---	---
Travel	---	---	---
Training	---	---	---
Other Operating Expenses	1,746	---	-100.0%
Capital Expenditures	---	---	---
Non-Profit or Other Programs	---	---	---
Other Expenditures	46,166	---	-100.0%
Total Expenditures	\$47,912	\$---	-100.0%
Estimated Value of All Held Property	3,500	\$---	-100.0%
Year-End Balance	---	\$---	---

*Entity with no data in 2022 and 2023 has no expenditures to report.

Lakeville Police Department

Expenditures	2022 Expenditures	2023* Expenditures	Percent Change (\$)
Amount Received in the Previous Year	\$---	\$---	---
Expenditure Categories			
Crime Prevention	\$---	\$---	---
Victim Reparations	---	---	---
Exploited Youth Programs	---	---	---
Trafficking Victim Programs	---	---	---
Investigation Costs	---	---	---
Court Costs	---	---	---
Salaries	---	---	---
Professional Services	---	---	---
Travel	---	---	---
Training	---	---	---
Other Operating Expenses	---	---	---
Capital Expenditures	---	---	---
Non-Profit or Other Programs	---	---	---
Other Expenditures	---	---	---
Total Expenditures	\$---	\$---	---
Estimated Value of All Held Property	---	\$---	---
Year-End Balance	---	\$---	---

*Entity with no data in 2022 and 2023 has no expenditures to report.

Lamberton Police Department

Expenditures	2022 Expenditures	2023* Expenditures	Percent Change (\$)
Amount Received in the Previous Year	\$---	\$---	---
Expenditure Categories			
Crime Prevention	\$---	\$---	---
Victim Reparations	---	---	---
Exploited Youth Programs	---	---	---
Trafficking Victim Programs	---	---	---
Investigation Costs	---	---	---
Court Costs	---	---	---
Salaries	---	---	---
Professional Services	---	---	---
Travel	---	---	---
Training	---	---	---
Other Operating Expenses	---	---	---
Capital Expenditures	---	---	---
Non-Profit or Other Programs	---	---	---
Other Expenditures	---	---	---
Total Expenditures	\$---	\$---	---
Estimated Value of All Held Property	---	\$---	---
Year-End Balance	---	\$---	---

*Entity with no data in 2022 and 2023 has no expenditures to report.

Le Center Police Department

Expenditures	2022 Expenditures	2023* Expenditures	Percent Change (\$)
Amount Received in the Previous Year	\$---	\$---	---
Expenditure Categories			
Crime Prevention	\$---	\$---	---
Victim Reparations	---	---	---
Exploited Youth Programs	---	---	---
Trafficking Victim Programs	---	---	---
Investigation Costs	---	---	---
Court Costs	---	---	---
Salaries	---	---	---
Professional Services	---	---	---
Travel	---	---	---
Training	---	---	---
Other Operating Expenses	---	---	---
Capital Expenditures	---	---	---
Non-Profit or Other Programs	---	---	---
Other Expenditures	---	---	---
Total Expenditures	\$---	\$---	---
Estimated Value of All Held Property	---	\$---	---
Year-End Balance	---	\$---	---

*Entity with no data in 2022 and 2023 has no expenditures to report.

Le Sueur County Attorney's Office

Expenditures	2022 Expenditures	2023* Expenditures	Percent Change (\$)
Amount Received in the Previous Year	\$28,814	\$4,921	-82.9%
Expenditure Categories			
Crime Prevention	\$---	\$---	---
Victim Reparations	---	---	---
Exploited Youth Programs	---	---	---
Trafficking Victim Programs	---	---	---
Investigation Costs	---	---	---
Court Costs	---	---	---
Salaries	---	---	---
Professional Services	---	---	---
Travel	---	---	---
Training	---	---	---
Other Operating Expenses	---	---	---
Capital Expenditures	---	---	---
Non-Profit or Other Programs	---	---	---
Other Expenditures	28,814	4,921	-82.9%
Total Expenditures	\$28,814	\$4,921	-82.9%
Estimated Value of All Held Property	---	\$---	---
Year-End Balance	---	\$---	---

*Entity with no data in 2022 and 2023 has no expenditures to report.

Le Sueur County Sheriff's Office

Expenditures	2022 Expenditures	2023* Expenditures	Percent Change (\$)
Amount Received in the Previous Year	\$2,800	\$927	-66.9%
Expenditure Categories			
Crime Prevention	\$---	\$---	---
Victim Reparations	---	---	---
Exploited Youth Programs	---	---	---
Trafficking Victim Programs	---	---	---
Investigation Costs	---	---	---
Court Costs	1,128	---	-100.0%
Salaries	---	---	---
Professional Services	---	---	---
Travel	---	---	---
Training	---	---	---
Other Operating Expenses	---	---	---
Capital Expenditures	---	---	---
Non-Profit or Other Programs	---	---	---
Other Expenditures	---	---	---
Total Expenditures	\$1,128	\$---	-100.0%
Estimated Value of All Held Property	---	\$---	---
Year-End Balance	1,672	33,178	1884.3%

*Entity with no data in 2022 and 2023 has no expenditures to report.

Le Sueur Police Department

Expenditures	2022 Expenditures	2023* Expenditures	Percent Change (\$)
Amount Received in the Previous Year	\$10,358	\$800	-92.3%
Expenditure Categories			
Crime Prevention	\$---	\$---	---
Victim Reparations	---	---	---
Exploited Youth Programs	---	---	---
Trafficking Victim Programs	---	---	---
Investigation Costs	---	---	---
Court Costs	3,363	160	-95.2%
Salaries	---	---	---
Professional Services	---	---	---
Travel	---	---	---
Training	---	---	---
Other Operating Expenses	---	25	---
Capital Expenditures	800	---	-100.0%
Non-Profit or Other Programs	---	---	---
Other Expenditures	---	---	---
Total Expenditures	\$4,163	\$185	-95.6%
Estimated Value of All Held Property	---	\$---	---
Year-End Balance	4,475	3,017	-32.6%

*Entity with no data in 2022 and 2023 has no expenditures to report.

Leech Lake Tribal Police Department

Expenditures	2022 Expenditures	2023* Expenditures	Percent Change (\$)
Amount Received in the Previous Year	\$---	\$---	---
Expenditure Categories			
Crime Prevention	\$---	\$---	---
Victim Reparations	---	---	---
Exploited Youth Programs	---	---	---
Trafficking Victim Programs	---	---	---
Investigation Costs	---	---	---
Court Costs	---	---	---
Salaries	---	---	---
Professional Services	---	---	---
Travel	---	---	---
Training	---	---	---
Other Operating Expenses	---	---	---
Capital Expenditures	---	---	---
Non-Profit or Other Programs	---	---	---
Other Expenditures	---	---	---
Total Expenditures	\$---	\$---	---
Estimated Value of All Held Property	---	\$---	---
Year-End Balance	---	\$---	---

*Entity with no data in 2022 and 2023 has no expenditures to report.

Lester Prairie Police Department

Expenditures	2022 Expenditures	2023* Expenditures	Percent Change (\$)
Amount Received in the Previous Year	\$---	\$---	---
Expenditure Categories			
Crime Prevention	\$---	\$---	---
Victim Reparations	---	---	---
Exploited Youth Programs	---	---	---
Trafficking Victim Programs	---	---	---
Investigation Costs	---	---	---
Court Costs	---	---	---
Salaries	---	---	---
Professional Services	---	---	---
Travel	---	---	---
Training	---	---	---
Other Operating Expenses	---	---	---
Capital Expenditures	---	---	---
Non-Profit or Other Programs	---	---	---
Other Expenditures	---	---	---
Total Expenditures	\$---	\$---	---
Estimated Value of All Held Property	---	\$---	---
Year-End Balance	---	\$---	---

*Entity with no data in 2022 and 2023 has no expenditures to report.

Lewiston Police Department

Expenditures	2022 Expenditures	2023* Expenditures	Percent Change (\$)
Amount Received in the Previous Year	\$---	\$---	---
Expenditure Categories			
Crime Prevention	\$---	\$---	---
Victim Reparations	---	---	---
Exploited Youth Programs	---	---	---
Trafficking Victim Programs	---	---	---
Investigation Costs	---	---	---
Court Costs	---	---	---
Salaries	---	---	---
Professional Services	---	---	---
Travel	---	---	---
Training	---	---	---
Other Operating Expenses	---	---	---
Capital Expenditures	---	---	---
Non-Profit or Other Programs	---	---	---
Other Expenditures	---	---	---
Total Expenditures	\$---	\$---	---
Estimated Value of All Held Property	---	\$---	---
Year-End Balance	10,719	10,719	---

*Entity with no data in 2022 and 2023 has no expenditures to report.

Lincoln County Attorney's Office

Expenditures	2022 Expenditures	2023* Expenditures	Percent Change (\$)
Amount Received in the Previous Year	\$---	\$8,065	---
Expenditure Categories			
Crime Prevention	\$---	\$---	---
Victim Reparations	---	---	---
Exploited Youth Programs	---	---	---
Trafficking Victim Programs	---	---	---
Investigation Costs	---	---	---
Court Costs	---	---	---
Salaries	---	---	---
Professional Services	---	---	---
Travel	---	---	---
Training	---	---	---
Other Operating Expenses	---	---	---
Capital Expenditures	---	---	---
Non-Profit or Other Programs	---	---	---
Other Expenditures	---	---	---
Total Expenditures	\$---	\$---	---
Estimated Value of All Held Property	7,000	1,600	-77.1%
Year-End Balance	8,624	16,690	93.5%

*Entity with no data in 2022 and 2023 has no expenditures to report.

Lincoln County Sheriff's Office

Expenditures	2022 Expenditures	2023* Expenditures	Percent Change (\$)
Amount Received in the Previous Year	\$27,810	\$---	-100.0%
Expenditure Categories			
Crime Prevention	\$---	\$---	---
Victim Reparations	---	---	---
Exploited Youth Programs	---	---	---
Trafficking Victim Programs	---	---	---
Investigation Costs	---	---	---
Court Costs	5,354	---	-100.0%
Salaries	---	---	---
Professional Services	---	---	---
Travel	---	---	---
Training	---	---	---
Other Operating Expenses	---	---	---
Capital Expenditures	---	---	---
Non-Profit or Other Programs	---	---	---
Other Expenditures	3,715	---	-100.0%
Total Expenditures	\$9,069	\$---	-100.0%
Estimated Value of All Held Property	---	\$---	---
Year-End Balance	---	\$---	---

*Entity with no data in 2022 and 2023 has no expenditures to report.

Lino Lakes Police Department

Expenditures	2022 Expenditures	2023* Expenditures	Percent Change (\$)
Amount Received in the Previous Year	\$49,123	\$28,135	-42.7%
Expenditure Categories			
Crime Prevention	\$---	\$---	---
Victim Reparations	---	---	---
Exploited Youth Programs	---	---	---
Trafficking Victim Programs	---	---	---
Investigation Costs	---	---	---
Court Costs	---	---	---
Salaries	---	---	---
Professional Services	1,050	19,664	1772.8%
Travel	---	---	---
Training	3,751	9,804	161.4%
Other Operating Expenses	1,353	---	-100.0%
Capital Expenditures	4,172	15,762	277.8%
Non-Profit or Other Programs	---	---	---
Other Expenditures	---	---	---
Total Expenditures	\$10,326	\$45,230	338.0%
Estimated Value of All Held Property	10,568	2,609	-75.3%
Year-End Balance	113,776	88,532	-22.2%

*Entity with no data in 2022 and 2023 has no expenditures to report.

Litchfield Police Department

Expenditures	2022 Expenditures	2023* Expenditures	Percent Change (\$)
Amount Received in the Previous Year	\$---	\$---	---
Expenditure Categories			
Crime Prevention	\$---	\$---	---
Victim Reparations	---	---	---
Exploited Youth Programs	---	---	---
Trafficking Victim Programs	---	---	---
Investigation Costs	---	---	---
Court Costs	---	---	---
Salaries	---	---	---
Professional Services	---	---	---
Travel	---	---	---
Training	---	---	---
Other Operating Expenses	---	---	---
Capital Expenditures	---	---	---
Non-Profit or Other Programs	---	---	---
Other Expenditures	---	---	---
Total Expenditures	\$---	\$---	---
Estimated Value of All Held Property	---	\$---	---
Year-End Balance	---	\$---	---

*Entity with no data in 2022 and 2023 has no expenditures to report.

Little Falls Police Department

Expenditures	2022 Expenditures	2023* Expenditures	Percent Change (\$)
Amount Received in the Previous Year	\$---	\$---	---
Expenditure Categories			
Crime Prevention	\$---	\$---	---
Victim Reparations	---	---	---
Exploited Youth Programs	---	---	---
Trafficking Victim Programs	---	---	---
Investigation Costs	---	---	---
Court Costs	---	---	---
Salaries	---	---	---
Professional Services	---	---	---
Travel	---	---	---
Training	---	---	---
Other Operating Expenses	---	---	---
Capital Expenditures	---	---	---
Non-Profit or Other Programs	---	---	---
Other Expenditures	---	---	---
Total Expenditures	\$---	\$---	---
Estimated Value of All Held Property	---	\$---	---
Year-End Balance	---	\$---	---

*Entity with no data in 2022 and 2023 has no expenditures to report.

Long Prairie Police Department

Expenditures	2022 Expenditures	2023* Expenditures	Percent Change (\$)
Amount Received in the Previous Year	\$1,581	\$300	-81.0%
Expenditure Categories			
Crime Prevention	\$---	300	---
Victim Reparations	---	---	---
Exploited Youth Programs	---	---	---
Trafficking Victim Programs	---	---	---
Investigation Costs	---	---	---
Court Costs	317	---	-100.0%
Salaries	---	---	---
Professional Services	159	---	-100.0%
Travel	---	---	---
Training	---	---	---
Other Operating Expenses	---	---	---
Capital Expenditures	---	---	---
Non-Profit or Other Programs	---	---	---
Other Expenditures	---	---	---
Total Expenditures	\$476	\$300	-37.0%
Estimated Value of All Held Property	---	\$---	---
Year-End Balance	1,105	\$---	-100.0%

*Entity with no data in 2022 and 2023 has no expenditures to report.

Lonsdale Police Department

Expenditures	2022 Expenditures	2023* Expenditures	Percent Change (\$)
Amount Received in the Previous Year	\$9,050	\$1,908	-78.9%
Expenditure Categories			
Crime Prevention	\$---	\$---	---
Victim Reparations	---	---	---
Exploited Youth Programs	---	---	---
Trafficking Victim Programs	---	---	---
Investigation Costs	---	---	---
Court Costs	1,957	329	-83.2%
Salaries	---	---	---
Professional Services	---	164	---
Travel	---	---	---
Training	---	---	---
Other Operating Expenses	4	242	5950.0%
Capital Expenditures	9,832	3,646	-62.9%
Non-Profit or Other Programs	---	---	---
Other Expenditures	901	---	-100.0%
Total Expenditures	\$12,694	\$4,381	-65.5%
Estimated Value of All Held Property	200	200	---
Year-End Balance	9,930	4,294	-56.8%

*Entity with no data in 2022 and 2023 has no expenditures to report.

Lower Sioux Tribal Police Department

Expenditures	2022 Expenditures	2023* Expenditures	Percent Change (\$)
Amount Received in the Previous Year	\$---	\$---	---
Expenditure Categories			
Crime Prevention	\$---	\$---	---
Victim Reparations	---	---	---
Exploited Youth Programs	---	---	---
Trafficking Victim Programs	---	---	---
Investigation Costs	---	---	---
Court Costs	---	---	---
Salaries	---	---	---
Professional Services	---	---	---
Travel	---	---	---
Training	---	---	---
Other Operating Expenses	---	---	---
Capital Expenditures	---	---	---
Non-Profit or Other Programs	---	---	---
Other Expenditures	---	---	---
Total Expenditures	\$---	\$---	---
Estimated Value of All Held Property	---	\$---	---
Year-End Balance	---	\$---	---

*Entity with no data in 2022 and 2023 has no expenditures to report.

Lowry Police Department

Expenditures	2022 Expenditures	2023* Expenditures	Percent Change (\$)
Amount Received in the Previous Year	\$---	\$---	---
Expenditure Categories			
Crime Prevention	\$---	\$---	---
Victim Reparations	---	---	---
Exploited Youth Programs	---	---	---
Trafficking Victim Programs	---	---	---
Investigation Costs	---	---	---
Court Costs	---	---	---
Salaries	---	---	---
Professional Services	---	---	---
Travel	---	---	---
Training	---	---	---
Other Operating Expenses	---	---	---
Capital Expenditures	---	---	---
Non-Profit or Other Programs	---	---	---
Other Expenditures	---	---	---
Total Expenditures	\$---	\$---	---
Estimated Value of All Held Property	---	\$---	---
Year-End Balance	---	\$---	---

*Entity with no data in 2022 and 2023 has no expenditures to report.

Lyon County Attorney's Office

Expenditures	2022 Expenditures	2023* Expenditures	Percent Change (\$)
Amount Received in the Previous Year	\$12,487	\$5,127	-58.9%
Expenditure Categories			
Crime Prevention	\$---	\$---	---
Victim Reparations	---	---	---
Exploited Youth Programs	---	---	---
Trafficking Victim Programs	---	---	---
Investigation Costs	---	---	---
Court Costs	---	---	---
Salaries	---	---	---
Professional Services	---	---	---
Travel	---	---	---
Training	100	---	-100.0%
Other Operating Expenses	---	---	---
Capital Expenditures	---	---	---
Non-Profit or Other Programs	---	---	---
Other Expenditures	---	---	---
Total Expenditures	\$100	\$---	-100.0%
Estimated Value of All Held Property	---	\$---	---
Year-End Balance	94,524	99,651	5.4%

*Entity with no data in 2022 and 2023 has no expenditures to report.

Lyon County Sheriff's Office

Expenditures	2022 Expenditures	2023* Expenditures	Percent Change (\$)
Amount Received in the Previous Year	\$8,451	\$13,335	57.8%
Expenditure Categories			
Crime Prevention	\$---	\$---	---
Victim Reparations	---	---	---
Exploited Youth Programs	---	---	---
Trafficking Victim Programs	---	---	---
Investigation Costs	---	---	---
Court Costs	---	---	---
Salaries	---	---	---
Professional Services	---	---	---
Travel	---	---	---
Training	---	---	---
Other Operating Expenses	---	168	---
Capital Expenditures	75	7,445	9826.7%
Non-Profit or Other Programs	---	---	---
Other Expenditures	---	473	---
Total Expenditures	\$75	\$8,086	10681.3%
Estimated Value of All Held Property	---	\$---	---
Year-End Balance	13,581	19,304	42.1%

*Entity with no data in 2022 and 2023 has no expenditures to report.

Madelia Police Department

Expenditures	2022 Expenditures	2023* Expenditures	Percent Change (\$)
Amount Received in the Previous Year	\$---	\$---	---
Expenditure Categories			
Crime Prevention	\$---	\$---	---
Victim Reparations	---	---	---
Exploited Youth Programs	---	---	---
Trafficking Victim Programs	---	---	---
Investigation Costs	---	---	---
Court Costs	---	---	---
Salaries	---	---	---
Professional Services	---	---	---
Travel	---	---	---
Training	---	---	---
Other Operating Expenses	---	---	---
Capital Expenditures	---	---	---
Non-Profit or Other Programs	---	---	---
Other Expenditures	---	---	---
Total Expenditures	\$---	\$---	---
Estimated Value of All Held Property	---	\$---	---
Year-End Balance	---	\$---	---

*Entity with no data in 2022 and 2023 has no expenditures to report.

Madison Lake Police Department

Expenditures	2022 Expenditures	2023* Expenditures	Percent Change (\$)
Amount Received in the Previous Year	\$11,082	\$---	-100.0%
Expenditure Categories			
Crime Prevention	\$---	\$---	---
Victim Reparations	---	---	---
Exploited Youth Programs	---	---	---
Trafficking Victim Programs	---	---	---
Investigation Costs	---	---	---
Court Costs	---	---	---
Salaries	---	---	---
Professional Services	---	---	---
Travel	---	---	---
Training	---	---	---
Other Operating Expenses	---	---	---
Capital Expenditures	11,082	---	-100.0%
Non-Profit or Other Programs	---	---	---
Other Expenditures	---	---	---
Total Expenditures	\$11,082	\$---	-100.0%
Estimated Value of All Held Property	---	\$---	---
Year-End Balance	---	\$---	---

*Entity with no data in 2022 and 2023 has no expenditures to report.

Mahnomen County Attorney's Office

Expenditures	2022 Expenditures	2023* Expenditures	Percent Change (\$)
Amount Received in the Previous Year	\$3,298	\$7,041	113.5%
Expenditure Categories			
Crime Prevention	\$---	\$---	---
Victim Reparations	---	---	---
Exploited Youth Programs	---	---	---
Trafficking Victim Programs	---	---	---
Investigation Costs	---	---	---
Court Costs	---	---	---
Salaries	---	---	---
Professional Services	---	---	---
Travel	---	---	---
Training	---	---	---
Other Operating Expenses	---	---	---
Capital Expenditures	---	---	---
Non-Profit or Other Programs	---	---	---
Other Expenditures	---	---	---
Total Expenditures	\$---	\$---	---
Estimated Value of All Held Property	---	\$---	---
Year-End Balance	29,381	36,422	24.0%

*Entity with no data in 2022 and 2023 has no expenditures to report.

Mahnomen County Sheriff's Office

Expenditures	2022 Expenditures	2023* Expenditures	Percent Change (\$)
Amount Received in the Previous Year	\$7,509	\$3,316	-55.8%
Expenditure Categories			
Crime Prevention	\$---	\$---	---
Victim Reparations	---	---	---
Exploited Youth Programs	---	---	---
Trafficking Victim Programs	---	---	---
Investigation Costs	---	---	---
Court Costs	---	---	---
Salaries	---	---	---
Professional Services	---	325	---
Travel	---	---	---
Training	---	---	---
Other Operating Expenses	---	12	---
Capital Expenditures	---	---	---
Non-Profit or Other Programs	---	---	---
Other Expenditures	---	---	---
Total Expenditures	\$---	\$337	---
Estimated Value of All Held Property	---	700	---
Year-End Balance	7,509	18,729	149.4%

*Entity with no data in 2022 and 2023 has no expenditures to report.

Mankato Department of Public Safety

Expenditures	2022 Expenditures	2023* Expenditures	Percent Change (\$)
Amount Received in the Previous Year	\$55,271	\$18,417	-66.7%
Expenditure Categories			
Crime Prevention	\$---	\$---	---
Victim Reparations	---	---	---
Exploited Youth Programs	---	---	---
Trafficking Victim Programs	---	---	---
Investigation Costs	---	---	---
Court Costs	---	---	---
Salaries	---	---	---
Professional Services	---	---	---
Travel	---	1,498	---
Training	1,176	4,777	306.2%
Other Operating Expenses	---	---	---
Capital Expenditures	8,635	5,492	-36.4%
Non-Profit or Other Programs	---	---	---
Other Expenditures	512	393	-23.2%
Total Expenditures	\$10,323	\$12,160	17.8%
Estimated Value of All Held Property	48,887	63,909	30.7%
Year-End Balance	267,719	266,280	-0.5%

*Entity with no data in 2022 and 2023 has no expenditures to report.

Maple Grove Police Department

Expenditures	2022 Expenditures	2023* Expenditures	Percent Change (\$)
Amount Received in the Previous Year	\$26,337	\$79,407	201.5%
Expenditure Categories			
Crime Prevention	\$---	\$---	---
Victim Reparations	---	---	---
Exploited Youth Programs	---	---	---
Trafficking Victim Programs	---	---	---
Investigation Costs	---	---	---
Court Costs	---	---	---
Salaries	---	---	---
Professional Services	---	---	---
Travel	---	---	---
Training	---	---	---
Other Operating Expenses	---	---	---
Capital Expenditures	38,468	4,664	-87.9%
Non-Profit or Other Programs	---	---	---
Other Expenditures	---	---	---
Total Expenditures	\$38,468	\$4,664	-87.9%
Estimated Value of All Held Property	---	74,743	---
Year-End Balance	343,910	122,840	-64.3%

*Entity with no data in 2022 and 2023 has no expenditures to report.

Mapleton Police Department

Expenditures	2022 Expenditures	2023* Expenditures	Percent Change (\$)
Amount Received in the Previous Year	\$6,650	\$---	-100.0%
Expenditure Categories			
Crime Prevention	\$---	\$---	---
Victim Reparations	---	---	---
Exploited Youth Programs	---	---	---
Trafficking Victim Programs	---	---	---
Investigation Costs	---	---	---
Court Costs	---	---	---
Salaries	---	---	---
Professional Services	---	---	---
Travel	---	---	---
Training	---	---	---
Other Operating Expenses	---	---	---
Capital Expenditures	4,238	---	-100.0%
Non-Profit or Other Programs	---	---	---
Other Expenditures	823	---	-100.0%
Total Expenditures	\$5,061	\$---	-100.0%
Estimated Value of All Held Property	4,238	\$---	-100.0%
Year-End Balance	---	\$---	---

*Entity with no data in 2022 and 2023 has no expenditures to report.

Maplewood Police Department

Expenditures	2022 Expenditures	2023* Expenditures	Percent Change (\$)
Amount Received in the Previous Year	\$---	\$---	---
Expenditure Categories			
Crime Prevention	\$---	\$---	---
Victim Reparations	---	---	---
Exploited Youth Programs	---	---	---
Trafficking Victim Programs	---	---	---
Investigation Costs	---	---	---
Court Costs	---	---	---
Salaries	---	---	---
Professional Services	---	---	---
Travel	---	---	---
Training	---	---	---
Other Operating Expenses	---	---	---
Capital Expenditures	---	---	---
Non-Profit or Other Programs	---	---	---
Other Expenditures	---	---	---
Total Expenditures	\$---	\$---	---
Estimated Value of All Held Property	---	7,885	---
Year-End Balance	---	\$---	---

*Entity with no data in 2022 and 2023 has no expenditures to report.

Marshall County Attorney's Office

Expenditures	2022 Expenditures	2023* Expenditures	Percent Change (\$)
Amount Received in the Previous Year	\$4,027	\$450	-88.8%
Expenditure Categories			
Crime Prevention	\$---	\$---	---
Victim Reparations	---	---	---
Exploited Youth Programs	---	---	---
Trafficking Victim Programs	---	---	---
Investigation Costs	---	---	---
Court Costs	---	---	---
Salaries	---	---	---
Professional Services	---	---	---
Travel	---	---	---
Training	---	---	---
Other Operating Expenses	---	---	---
Capital Expenditures	---	---	---
Non-Profit or Other Programs	---	---	---
Other Expenditures	---	---	---
Total Expenditures	\$---	\$---	---
Estimated Value of All Held Property	---	\$---	---
Year-End Balance	4,027	4,478	11.2%

*Entity with no data in 2022 and 2023 has no expenditures to report.

Marshall County Sheriff's Office

Expenditures	2022 Expenditures	2023* Expenditures	Percent Change (\$)
Amount Received in the Previous Year	\$---	\$---	---
Expenditure Categories			
Crime Prevention	\$---	\$---	---
Victim Reparations	---	---	---
Exploited Youth Programs	---	---	---
Trafficking Victim Programs	---	---	---
Investigation Costs	---	---	---
Court Costs	---	---	---
Salaries	---	---	---
Professional Services	---	---	---
Travel	---	---	---
Training	---	---	---
Other Operating Expenses	---	---	---
Capital Expenditures	---	---	---
Non-Profit or Other Programs	---	---	---
Other Expenditures	---	---	---
Total Expenditures	\$---	\$---	---
Estimated Value of All Held Property	---	\$---	---
Year-End Balance	3,750	\$---	-100.0%

*Entity with no data in 2022 and 2023 has no expenditures to report.

Marshall Police Department

Expenditures	2022 Expenditures	2023* Expenditures	Percent Change (\$)
Amount Received in the Previous Year	\$18,031	\$11,495	-36.2%
Expenditure Categories			
Crime Prevention	\$---	\$---	---
Victim Reparations	---	---	---
Exploited Youth Programs	---	---	---
Trafficking Victim Programs	---	---	---
Investigation Costs	---	---	---
Court Costs	---	---	---
Salaries	---	---	---
Professional Services	---	---	---
Travel	---	---	---
Training	---	---	---
Other Operating Expenses	---	---	---
Capital Expenditures	---	49,697	---
Non-Profit or Other Programs	---	---	---
Other Expenditures	---	681	---
Total Expenditures	\$---	\$50,378	---
Estimated Value of All Held Property	1,000	1,500	50.0%
Year-End Balance	75,971	37,032	-51.3%

*Entity with no data in 2022 and 2023 has no expenditures to report.

Martin County Attorney's Office

Expenditures	2022 Expenditures	2023* Expenditures	Percent Change (\$)
Amount Received in the Previous Year	\$2,728	\$3,651	33.8%
Expenditure Categories			
Crime Prevention	\$---	\$---	---
Victim Reparations	---	---	---
Exploited Youth Programs	---	---	---
Trafficking Victim Programs	---	---	---
Investigation Costs	---	---	---
Court Costs	---	---	---
Salaries	---	---	---
Professional Services	---	---	---
Travel	---	---	---
Training	---	---	---
Other Operating Expenses	---	2,923	---
Capital Expenditures	---	---	---
Non-Profit or Other Programs	---	---	---
Other Expenditures	---	---	---
Total Expenditures	\$---	\$2,923	---
Estimated Value of All Held Property	15,000	6,000	-60.0%
Year-End Balance	6,253	6,981	11.6%

*Entity with no data in 2022 and 2023 has no expenditures to report.

Martin County Sheriff's Office

Expenditures	2022 Expenditures	2023* Expenditures	Percent Change (\$)
Amount Received in the Previous Year	\$---	\$3,368	---
Expenditure Categories			
Crime Prevention	\$---	\$---	---
Victim Reparations	---	---	---
Exploited Youth Programs	---	---	---
Trafficking Victim Programs	---	---	---
Investigation Costs	---	---	---
Court Costs	---	---	---
Salaries	---	3,368	---
Professional Services	---	---	---
Travel	---	---	---
Training	---	---	---
Other Operating Expenses	---	---	---
Capital Expenditures	---	---	---
Non-Profit or Other Programs	---	---	---
Other Expenditures	---	---	---
Total Expenditures	\$---	\$3,368	---
Estimated Value of All Held Property	---	\$---	---
Year-End Balance	---	\$---	---

*Entity with no data in 2022 and 2023 has no expenditures to report.

McLeod County Attorney's Office

Expenditures	2022 Expenditures	2023* Expenditures	Percent Change (\$)
Amount Received in the Previous Year	\$5,374	\$7,236	34.6%
Expenditure Categories			
Crime Prevention	\$---	\$---	---
Victim Reparations	---	---	---
Exploited Youth Programs	---	---	---
Trafficking Victim Programs	---	---	---
Investigation Costs	---	---	---
Court Costs	---	---	---
Salaries	5,374	---	-100.0%
Professional Services	---	---	---
Travel	---	---	---
Training	---	---	---
Other Operating Expenses	---	---	---
Capital Expenditures	---	---	---
Non-Profit or Other Programs	---	---	---
Other Expenditures	---	---	---
Total Expenditures	\$5,374	\$---	-100.0%
Estimated Value of All Held Property	---	\$---	---
Year-End Balance	---	7,236	---

*Entity with no data in 2022 and 2023 has no expenditures to report.

McLeod County Sheriff's Office

Expenditures	2022 Expenditures	2023* Expenditures	Percent Change (\$)
Amount Received in the Previous Year	\$8,408	\$6,401	-23.9%
Expenditure Categories			
Crime Prevention	\$---	\$---	---
Victim Reparations	---	---	---
Exploited Youth Programs	---	---	---
Trafficking Victim Programs	---	---	---
Investigation Costs	---	---	---
Court Costs	---	---	---
Salaries	7,332	3,500	-52.3%
Professional Services	---	---	---
Travel	---	---	---
Training	---	---	---
Other Operating Expenses	---	---	---
Capital Expenditures	---	---	---
Non-Profit or Other Programs	---	---	---
Other Expenditures	1,076	---	-100.0%
Total Expenditures	\$8,408	\$3,500	-58.4%
Estimated Value of All Held Property	17,634	36,000	104.2%
Year-End Balance	---	2,193	---

*Entity with no data in 2022 and 2023 has no expenditures to report.

Medina Police Department

Expenditures	2022 Expenditures	2023* Expenditures	Percent Change (\$)
Amount Received in the Previous Year	\$2,164	\$13,890	541.9%
Expenditure Categories			
Crime Prevention	\$---	\$---	---
Victim Reparations	---	---	---
Exploited Youth Programs	---	---	---
Trafficking Victim Programs	---	---	---
Investigation Costs	---	---	---
Court Costs	---	---	---
Salaries	---	---	---
Professional Services	---	---	---
Travel	---	---	---
Training	---	---	---
Other Operating Expenses	---	---	---
Capital Expenditures	---	---	---
Non-Profit or Other Programs	---	---	---
Other Expenditures	---	---	---
Total Expenditures	\$---	\$---	---
Estimated Value of All Held Property	22,000	19,250	-12.5%
Year-End Balance	2,164	13,890	541.9%

*Entity with no data in 2022 and 2023 has no expenditures to report.

Meeker County Attorney's Office

Expenditures	2022 Expenditures	2023* Expenditures	Percent Change (\$)
Amount Received in the Previous Year	\$8,227	\$23,061	180.3%
Expenditure Categories			
Crime Prevention	\$---	\$---	---
Victim Reparations	---	---	---
Exploited Youth Programs	---	---	---
Trafficking Victim Programs	---	---	---
Investigation Costs	---	---	---
Court Costs	---	---	---
Salaries	---	---	---
Professional Services	---	75	---
Travel	881	822	-6.7%
Training	---	---	---
Other Operating Expenses	---	---	---
Capital Expenditures	---	---	---
Non-Profit or Other Programs	---	---	---
Other Expenditures	---	---	---
Total Expenditures	\$881	\$897	1.8%
Estimated Value of All Held Property	---	\$---	---
Year-End Balance	17,141	39,380	129.7%

*Entity with no data in 2022 and 2023 has no expenditures to report.

Meeker County Sheriff's Office

Expenditures	2022 Expenditures	2023* Expenditures	Percent Change (\$)
Amount Received in the Previous Year	\$43,201	\$---	-100.0%
Expenditure Categories			
Crime Prevention	\$---	\$---	---
Victim Reparations	---	---	---
Exploited Youth Programs	---	---	---
Trafficking Victim Programs	---	---	---
Investigation Costs	---	---	---
Court Costs	---	---	---
Salaries	---	---	---
Professional Services	---	---	---
Travel	---	---	---
Training	---	---	---
Other Operating Expenses	---	---	---
Capital Expenditures	---	---	---
Non-Profit or Other Programs	---	---	---
Other Expenditures	---	---	---
Total Expenditures	\$---	\$---	---
Estimated Value of All Held Property	---	\$---	---
Year-End Balance	90,493	90,493	---

*Entity with no data in 2022 and 2023 has no expenditures to report.

Melrose Police Department

Expenditures	2022 Expenditures	2023* Expenditures	Percent Change (\$)
Amount Received in the Previous Year	\$8,664	\$---	-100.0%
Expenditure Categories			
Crime Prevention	\$---	\$---	---
Victim Reparations	---	---	---
Exploited Youth Programs	---	---	---
Trafficking Victim Programs	---	---	---
Investigation Costs	---	---	---
Court Costs	---	---	---
Salaries	---	---	---
Professional Services	---	---	---
Travel	---	---	---
Training	---	---	---
Other Operating Expenses	---	---	---
Capital Expenditures	---	---	---
Non-Profit or Other Programs	---	---	---
Other Expenditures	7,500	---	-100.0%
Total Expenditures	\$7,500	\$---	-100.0%
Estimated Value of All Held Property	---	\$---	---
Year-End Balance	---	\$---	---

*Entity with no data in 2022 and 2023 has no expenditures to report.

Menahga Police Department

Expenditures	2022 Expenditures	2023* Expenditures	Percent Change (\$)
Amount Received in the Previous Year	\$2,700	\$---	-100.0%
Expenditure Categories			
Crime Prevention	\$---	\$---	---
Victim Reparations	---	---	---
Exploited Youth Programs	---	---	---
Trafficking Victim Programs	---	---	---
Investigation Costs	---	---	---
Court Costs	---	---	---
Salaries	---	---	---
Professional Services	---	---	---
Travel	---	---	---
Training	---	---	---
Other Operating Expenses	---	---	---
Capital Expenditures	---	---	---
Non-Profit or Other Programs	---	---	---
Other Expenditures	---	---	---
Total Expenditures	\$---	\$---	---
Estimated Value of All Held Property	---	\$---	---
Year-End Balance	3,400	\$---	-100.0%

*Entity with no data in 2022 and 2023 has no expenditures to report.

Mendota Heights Police Department

Expenditures	2022 Expenditures	2023* Expenditures	Percent Change (\$)
Amount Received in the Previous Year	\$1,650	\$4,746	187.6%
Expenditure Categories			
Crime Prevention	\$---	\$---	---
Victim Reparations	---	---	---
Exploited Youth Programs	---	---	---
Trafficking Victim Programs	---	---	---
Investigation Costs	---	---	---
Court Costs	---	---	---
Salaries	---	---	---
Professional Services	---	---	---
Travel	---	---	---
Training	---	---	---
Other Operating Expenses	---	---	---
Capital Expenditures	---	---	---
Non-Profit or Other Programs	---	---	---
Other Expenditures	---	---	---
Total Expenditures	\$---	\$---	---
Estimated Value of All Held Property	1,650	\$---	-100.0%
Year-End Balance	23,110	28,995	25.5%

*Entity with no data in 2022 and 2023 has no expenditures to report.

Metropolitan Airports Commission Police Department

Expenditures	2022 Expenditures	2023* Expenditures	Percent Change (\$)
Amount Received in the Previous Year	\$475,239	\$221,625	-53.4%
Expenditure Categories			
Crime Prevention	\$---	\$---	---
Victim Reparations	---	---	---
Exploited Youth Programs	---	---	---
Trafficking Victim Programs	---	---	---
Investigation Costs	24,500	---	-100.0%
Court Costs	2,770	---	-100.0%
Salaries	---	---	---
Professional Services	6,120	58,500	855.9%
Travel	8,684	27,021	211.2%
Training	6,392	62,858	883.4%
Other Operating Expenses	---	---	---
Capital Expenditures	414,013	304,872	-26.4%
Non-Profit or Other Programs	---	---	---
Other Expenditures	15,857	368	-97.7%
Total Expenditures	\$478,336	\$453,619	-5.2%
Estimated Value of All Held Property	10,000	10,000	---
Year-End Balance	1,804,375	1,637,016	-9.3%

*Entity with no data in 2022 and 2023 has no expenditures to report.

Metropolitan Transit Police

Expenditures	2022 Expenditures	2023* Expenditures	Percent Change (\$)
Amount Received in the Previous Year	\$---	\$---	---
Expenditure Categories			
Crime Prevention	\$---	\$---	---
Victim Reparations	---	---	---
Exploited Youth Programs	---	---	---
Trafficking Victim Programs	---	---	---
Investigation Costs	---	---	---
Court Costs	---	---	---
Salaries	---	---	---
Professional Services	---	---	---
Travel	---	---	---
Training	---	---	---
Other Operating Expenses	---	---	---
Capital Expenditures	---	---	---
Non-Profit or Other Programs	---	---	---
Other Expenditures	---	---	---
Total Expenditures	\$---	\$---	---
Estimated Value of All Held Property	---	\$---	---
Year-End Balance	---	\$---	---

*Entity with no data in 2022 and 2023 has no expenditures to report.

Milaca Police Department

Expenditures	2022 Expenditures	2023* Expenditures	Percent Change (\$)
Amount Received in the Previous Year	\$5,802	\$9,950	71.5%
Expenditure Categories			
Crime Prevention	\$---	\$---	---
Victim Reparations	---	---	---
Exploited Youth Programs	---	---	---
Trafficking Victim Programs	---	---	---
Investigation Costs	---	---	---
Court Costs	---	2,625	---
Salaries	---	---	---
Professional Services	---	---	---
Travel	---	---	---
Training	---	---	---
Other Operating Expenses	---	---	---
Capital Expenditures	5,885	2,432	-58.7%
Non-Profit or Other Programs	---	---	---
Other Expenditures	---	---	---
Total Expenditures	\$5,885	\$5,057	-14.1%
Estimated Value of All Held Property	---	\$---	---
Year-End Balance	13,025	10,284	-21.0%

*Entity with no data in 2022 and 2023 has no expenditures to report.

Mille Lacs County Attorney's Office

Expenditures	2022 Expenditures	2023* Expenditures	Percent Change (\$)
Amount Received in the Previous Year	\$10,374	\$14,048	35.4%
Expenditure Categories			
Crime Prevention	500	\$---	-100.0%
Victim Reparations	---	---	---
Exploited Youth Programs	---	---	---
Trafficking Victim Programs	---	---	---
Investigation Costs	---	11	---
Court Costs	2,202	---	-100.0%
Salaries	---	---	---
Professional Services	---	---	---
Travel	763	---	-100.0%
Training	---	---	---
Other Operating Expenses	---	---	---
Capital Expenditures	---	---	---
Non-Profit or Other Programs	---	---	---
Other Expenditures	1,382	283	-79.5%
Total Expenditures	\$4,847	\$294	-93.9%
Estimated Value of All Held Property	---	\$---	---
Year-End Balance	5,690	64,996	1042.3%

*Entity with no data in 2022 and 2023 has no expenditures to report.

Mille Lacs County Sheriff's Office

Expenditures	2022 Expenditures	2023* Expenditures	Percent Change (\$)
Amount Received in the Previous Year	\$11,680	\$33,042	182.9%
Expenditure Categories			
Crime Prevention	\$---	\$---	---
Victim Reparations	---	---	---
Exploited Youth Programs	---	---	---
Trafficking Victim Programs	---	---	---
Investigation Costs	230	---	-100.0%
Court Costs	---	---	---
Salaries	---	---	---
Professional Services	---	---	---
Travel	---	---	---
Training	---	---	---
Other Operating Expenses	---	---	---
Capital Expenditures	45,185	17,671	-60.9%
Non-Profit or Other Programs	---	---	---
Other Expenditures	---	---	---
Total Expenditures	\$45,415	\$17,671	-61.1%
Estimated Value of All Held Property	9,854	4,987	-49.4%
Year-End Balance	22,053	\$---	-100.0%

*Entity with no data in 2022 and 2023 has no expenditures to report.

Mille Lacs Tribal Police Department

Expenditures	2022 Expenditures	2023* Expenditures	Percent Change (\$)
Amount Received in the Previous Year	\$32,619	\$16,870	-48.3%
Expenditure Categories			
Crime Prevention	\$---	444	---
Victim Reparations	---	---	---
Exploited Youth Programs	---	---	---
Trafficking Victim Programs	---	---	---
Investigation Costs	---	---	---
Court Costs	---	---	---
Salaries	---	---	---
Professional Services	---	---	---
Travel	---	---	---
Training	4,885	---	-100.0%
Other Operating Expenses	799	---	-100.0%
Capital Expenditures	---	---	---
Non-Profit or Other Programs	---	---	---
Other Expenditures	---	---	---
Total Expenditures	\$5,684	\$444	-92.2%
Estimated Value of All Held Property	1,000	2,000	100.0%
Year-End Balance	52,543	66,428	26.4%

*Entity with no data in 2022 and 2023 has no expenditures to report.

Minneapolis Park Police Department

Expenditures	2022 Expenditures	2023* Expenditures	Percent Change (\$)
Amount Received in the Previous Year	\$---	\$720	---
Expenditure Categories			
Crime Prevention	\$---	\$---	---
Victim Reparations	---	---	---
Exploited Youth Programs	---	---	---
Trafficking Victim Programs	---	---	---
Investigation Costs	---	---	---
Court Costs	---	---	---
Salaries	---	---	---
Professional Services	---	---	---
Travel	---	---	---
Training	---	---	---
Other Operating Expenses	---	---	---
Capital Expenditures	---	---	---
Non-Profit or Other Programs	---	---	---
Other Expenditures	---	---	---
Total Expenditures	\$---	\$---	---
Estimated Value of All Held Property	---	\$---	---
Year-End Balance	---	18,864	---

*Entity with no data in 2022 and 2023 has no expenditures to report.

Minneapolis Police Department

Expenditures	2022 Expenditures	2023* Expenditures	Percent Change (\$)
Amount Received in the Previous Year	\$243,623	\$12,329	-94.9%
Expenditure Categories			
Crime Prevention	\$---	12,330	---
Victim Reparations	---	---	---
Exploited Youth Programs	---	---	---
Trafficking Victim Programs	---	---	---
Investigation Costs	---	---	---
Court Costs	---	---	---
Salaries	---	---	---
Professional Services	---	---	---
Travel	801	---	-100.0%
Training	375	---	-100.0%
Other Operating Expenses	852	---	-100.0%
Capital Expenditures	---	---	---
Non-Profit or Other Programs	---	---	---
Other Expenditures	---	---	---
Total Expenditures	\$2,028	\$12,330	508.0%
Estimated Value of All Held Property	---	\$---	---
Year-End Balance	2,854,804	\$---	-100.0%

*Entity with no data in 2022 and 2023 has no expenditures to report.

Minneota Police Department

Expenditures	2022 Expenditures	2023* Expenditures	Percent Change (\$)
Amount Received in the Previous Year	\$---	\$---	---
Expenditure Categories			
Crime Prevention	\$---	\$---	---
Victim Reparations	---	---	---
Exploited Youth Programs	---	---	---
Trafficking Victim Programs	---	---	---
Investigation Costs	---	---	---
Court Costs	---	---	---
Salaries	---	---	---
Professional Services	---	---	---
Travel	---	---	---
Training	---	---	---
Other Operating Expenses	---	---	---
Capital Expenditures	---	---	---
Non-Profit or Other Programs	---	---	---
Other Expenditures	---	---	---
Total Expenditures	\$---	\$---	---
Estimated Value of All Held Property	---	\$---	---
Year-End Balance	---	\$---	---

*Entity with no data in 2022 and 2023 has no expenditures to report.

Minnesota Department of Commerce Fraud Bureau

Expenditures	2022 Expenditures	2023* Expenditures	Percent Change (\$)
Amount Received in the Previous Year	\$---	\$---	---
Expenditure Categories			
Crime Prevention	\$---	\$---	---
Victim Reparations	---	---	---
Exploited Youth Programs	---	---	---
Trafficking Victim Programs	---	---	---
Investigation Costs	---	---	---
Court Costs	---	---	---
Salaries	---	---	---
Professional Services	---	---	---
Travel	---	---	---
Training	---	---	---
Other Operating Expenses	---	---	---
Capital Expenditures	---	---	---
Non-Profit or Other Programs	---	---	---
Other Expenditures	---	---	---
Total Expenditures	\$---	\$---	---
Estimated Value of All Held Property	---	\$---	---
Year-End Balance	---	\$---	---

*Entity with no data in 2022 and 2023 has no expenditures to report.

Minnesota Financial Crimes Task Force

Expenditures	2022 Expenditures	2023* Expenditures	Percent Change (\$)
Amount Received in the Previous Year	\$---	\$---	---
Expenditure Categories			
Crime Prevention	\$---	\$---	---
Victim Reparations	---	---	---
Exploited Youth Programs	---	---	---
Trafficking Victim Programs	---	---	---
Investigation Costs	---	---	---
Court Costs	---	---	---
Salaries	---	---	---
Professional Services	---	---	---
Travel	---	---	---
Training	---	---	---
Other Operating Expenses	3	---	-100.0%
Capital Expenditures	---	---	---
Non-Profit or Other Programs	---	---	---
Other Expenditures	---	---	---
Total Expenditures	\$3	\$---	-100.0%
Estimated Value of All Held Property	---	\$---	---
Year-End Balance	57,431	60,633	5.6%

*Entity with no data in 2022 and 2023 has no expenditures to report.

Minnesota River Valley Drug Task Force

Expenditures	2022 Expenditures	2023* Expenditures	Percent Change (\$)
Amount Received in the Previous Year	\$25,255	\$21,322	-15.6%
Expenditure Categories			
Crime Prevention	\$---	\$---	---
Victim Reparations	---	---	---
Exploited Youth Programs	---	---	---
Trafficking Victim Programs	---	---	---
Investigation Costs	---	---	---
Court Costs	---	---	---
Salaries	---	---	---
Professional Services	---	---	---
Travel	---	---	---
Training	---	---	---
Other Operating Expenses	---	---	---
Capital Expenditures	---	---	---
Non-Profit or Other Programs	---	---	---
Other Expenditures	---	---	---
Total Expenditures	\$---	\$---	---
Estimated Value of All Held Property	25,255	\$---	-100.0%
Year-End Balance	---	21,322	---

*Entity with no data in 2022 and 2023 has no expenditures to report.

Minnesota State Patrol

Expenditures	2022 Expenditures	2023* Expenditures	Percent Change (\$)
Amount Received in the Previous Year	\$2,003,818	\$602,760	-69.9%
Expenditure Categories			
Crime Prevention	\$---	\$---	---
Victim Reparations	---	---	---
Exploited Youth Programs	---	---	---
Trafficking Victim Programs	---	---	---
Investigation Costs	37,216	71,734	92.8%
Court Costs	41,189	63,262	53.6%
Salaries	827,705	743,855	-10.1%
Professional Services	531,042	349,534	-34.2%
Travel	58,918	66,508	12.9%
Training	5,490	2,784	-49.3%
Other Operating Expenses	55,727	326,965	486.7%
Capital Expenditures	---	36,200	---
Non-Profit or Other Programs	---	---	---
Other Expenditures	---	---	---
Total Expenditures	\$1,557,287	\$1,660,842	6.6%
Estimated Value of All Held Property	4,416,120	2,103,847	-52.4%
Year-End Balance	---	\$---	---

*Entity with no data in 2022 and 2023 has no expenditures to report.

Minnetonka Police Department

Expenditures	2022 Expenditures	2023* Expenditures	Percent Change (\$)
Amount Received in the Previous Year	\$12,199	\$42,435	247.9%
Expenditure Categories			
Crime Prevention	\$---	\$---	---
Victim Reparations	---	---	---
Exploited Youth Programs	---	---	---
Trafficking Victim Programs	---	---	---
Investigation Costs	---	---	---
Court Costs	5,025	9,500	89.1%
Salaries	5,025	---	-100.0%
Professional Services	---	3,500	---
Travel	---	---	---
Training	2,000	2,500	25.0%
Other Operating Expenses	150	1,305	770.0%
Capital Expenditures	---	6,063	---
Non-Profit or Other Programs	---	---	---
Other Expenditures	---	---	---
Total Expenditures	\$12,200	\$22,868	87.4%
Estimated Value of All Held Property	98,609	28,400	-71.2%
Year-End Balance	99,175	116,528	17.5%

*Entity with no data in 2022 and 2023 has no expenditures to report.

Minnetrista Public Safety Department

Expenditures	2022 Expenditures	2023* Expenditures	Percent Change (\$)
Amount Received in the Previous Year	\$4,645	\$70	-98.5%
Expenditure Categories			
Crime Prevention	\$---	\$---	---
Victim Reparations	---	---	---
Exploited Youth Programs	---	---	---
Trafficking Victim Programs	---	---	---
Investigation Costs	---	---	---
Court Costs	160	---	-100.0%
Salaries	---	---	---
Professional Services	---	---	---
Travel	---	---	---
Training	---	---	---
Other Operating Expenses	---	---	---
Capital Expenditures	36,966	944	-97.4%
Non-Profit or Other Programs	---	---	---
Other Expenditures	464	---	-100.0%
Total Expenditures	\$37,590	\$944	-97.5%
Estimated Value of All Held Property	100	\$---	-100.0%
Year-End Balance	62,134	61,261	-1.4%

*Entity with no data in 2022 and 2023 has no expenditures to report.

Montevideo Police Department

Expenditures	2022 Expenditures	2023* Expenditures	Percent Change (\$)
Amount Received in the Previous Year	\$---	\$---	---
Expenditure Categories			
Crime Prevention	\$---	\$---	---
Victim Reparations	---	---	---
Exploited Youth Programs	---	---	---
Trafficking Victim Programs	---	---	---
Investigation Costs	---	---	---
Court Costs	---	---	---
Salaries	---	---	---
Professional Services	---	---	---
Travel	---	---	---
Training	---	---	---
Other Operating Expenses	---	---	---
Capital Expenditures	---	---	---
Non-Profit or Other Programs	---	---	---
Other Expenditures	---	---	---
Total Expenditures	\$---	\$---	---
Estimated Value of All Held Property	---	\$---	---
Year-End Balance	---	\$---	---

*Entity with no data in 2022 and 2023 has no expenditures to report.

Montgomery Police Department

Expenditures	2022 Expenditures	2023* Expenditures	Percent Change (\$)
Amount Received in the Previous Year	\$3,369	\$---	-100.0%
Expenditure Categories			
Crime Prevention	\$---	\$---	---
Victim Reparations	---	---	---
Exploited Youth Programs	---	---	---
Trafficking Victim Programs	---	---	---
Investigation Costs	---	---	---
Court Costs	---	---	---
Salaries	---	---	---
Professional Services	---	---	---
Travel	---	---	---
Training	---	---	---
Other Operating Expenses	---	---	---
Capital Expenditures	---	---	---
Non-Profit or Other Programs	---	---	---
Other Expenditures	---	---	---
Total Expenditures	\$---	\$---	---
Estimated Value of All Held Property	100	4,000	3900.0%
Year-End Balance	3,369	3,369	---

*Entity with no data in 2022 and 2023 has no expenditures to report.

Moorhead Police Department

Expenditures	2022 Expenditures	2023* Expenditures	Percent Change (\$)
Amount Received in the Previous Year	\$111,634	\$83,567	-25.1%
Expenditure Categories			
Crime Prevention	5,000	\$---	-100.0%
Victim Reparations	---	---	---
Exploited Youth Programs	---	---	---
Trafficking Victim Programs	---	---	---
Investigation Costs	---	---	---
Court Costs	---	---	---
Salaries	---	---	---
Professional Services	---	---	---
Travel	---	---	---
Training	15,000	---	-100.0%
Other Operating Expenses	---	---	---
Capital Expenditures	22,332	64,500	188.8%
Non-Profit or Other Programs	---	---	---
Other Expenditures	---	---	---
Total Expenditures	\$42,332	\$64,500	52.4%
Estimated Value of All Held Property	---	7,000	---
Year-End Balance	643,363	512,908	-20.3%

*Entity with no data in 2022 and 2023 has no expenditures to report.

Moose Lake Police Department

Expenditures	2022 Expenditures	2023* Expenditures	Percent Change (\$)
Amount Received in the Previous Year	\$---	\$---	---
Expenditure Categories			
Crime Prevention	\$---	\$---	---
Victim Reparations	---	---	---
Exploited Youth Programs	---	---	---
Trafficking Victim Programs	---	---	---
Investigation Costs	---	---	---
Court Costs	---	---	---
Salaries	---	---	---
Professional Services	---	---	---
Travel	---	---	---
Training	---	---	---
Other Operating Expenses	---	---	---
Capital Expenditures	---	---	---
Non-Profit or Other Programs	---	---	---
Other Expenditures	---	---	---
Total Expenditures	\$---	\$---	---
Estimated Value of All Held Property	---	\$---	---
Year-End Balance	---	\$---	---

*Entity with no data in 2022 and 2023 has no expenditures to report.

Morgan Police Department

Expenditures	2022 Expenditures	2023* Expenditures	Percent Change (\$)
Amount Received in the Previous Year	\$---	\$---	---
Expenditure Categories			
Crime Prevention	\$---	\$---	---
Victim Reparations	---	---	---
Exploited Youth Programs	---	---	---
Trafficking Victim Programs	---	---	---
Investigation Costs	---	---	---
Court Costs	---	---	---
Salaries	---	---	---
Professional Services	---	---	---
Travel	---	---	---
Training	---	---	---
Other Operating Expenses	---	---	---
Capital Expenditures	---	---	---
Non-Profit or Other Programs	---	---	---
Other Expenditures	---	---	---
Total Expenditures	\$---	\$---	---
Estimated Value of All Held Property	---	\$---	---
Year-End Balance	---	\$---	---

*Entity with no data in 2022 and 2023 has no expenditures to report.

Morrison County Attorney's Office

Expenditures	2022 Expenditures	2023* Expenditures	Percent Change (\$)
Amount Received in the Previous Year	\$6,678	\$2,051	-69.3%
Expenditure Categories			
Crime Prevention	\$---	\$---	---
Victim Reparations	---	---	---
Exploited Youth Programs	---	---	---
Trafficking Victim Programs	---	---	---
Investigation Costs	---	---	---
Court Costs	---	---	---
Salaries	---	---	---
Professional Services	---	---	---
Travel	---	---	---
Training	---	---	---
Other Operating Expenses	---	---	---
Capital Expenditures	---	2,298	---
Non-Profit or Other Programs	---	---	---
Other Expenditures	---	---	---
Total Expenditures	\$---	\$2,298	---
Estimated Value of All Held Property	---	\$---	---
Year-End Balance	6,678	71,533	971.2%

*Entity with no data in 2022 and 2023 has no expenditures to report.

Morrison County Sheriff's Office

Expenditures	2022 Expenditures	2023* Expenditures	Percent Change (\$)
Amount Received in the Previous Year	\$1,180	\$---	-100.0%
Expenditure Categories			
Crime Prevention	\$---	\$---	---
Victim Reparations	---	---	---
Exploited Youth Programs	---	---	---
Trafficking Victim Programs	---	---	---
Investigation Costs	---	1,500	---
Court Costs	---	---	---
Salaries	---	---	---
Professional Services	---	---	---
Travel	---	---	---
Training	---	1,714	---
Other Operating Expenses	1,180	---	-100.0%
Capital Expenditures	---	---	---
Non-Profit or Other Programs	---	---	---
Other Expenditures	---	---	---
Total Expenditures	\$1,180	\$3,214	172.4%
Estimated Value of All Held Property	1,714	\$---	-100.0%
Year-End Balance	---	\$---	---

*Entity with no data in 2022 and 2023 has no expenditures to report.

Motley Police Department

Expenditures	2022 Expenditures	2023* Expenditures	Percent Change (\$)
Amount Received in the Previous Year	\$739	\$---	-100.0%
Expenditure Categories			
Crime Prevention	\$---	\$---	---
Victim Reparations	---	---	---
Exploited Youth Programs	---	---	---
Trafficking Victim Programs	---	---	---
Investigation Costs	---	---	---
Court Costs	---	---	---
Salaries	---	---	---
Professional Services	---	---	---
Travel	---	---	---
Training	---	---	---
Other Operating Expenses	---	---	---
Capital Expenditures	739	---	-100.0%
Non-Profit or Other Programs	---	---	---
Other Expenditures	---	---	---
Total Expenditures	\$739	\$---	-100.0%
Estimated Value of All Held Property	---	\$---	---
Year-End Balance	---	\$---	---

*Entity with no data in 2022 and 2023 has no expenditures to report.

Mounds View Police Department

Expenditures	2022 Expenditures	2023* Expenditures	Percent Change (\$)
Amount Received in the Previous Year	\$38,815	\$6,361	-83.6%
Expenditure Categories			
Crime Prevention	\$---	\$---	---
Victim Reparations	---	---	---
Exploited Youth Programs	---	---	---
Trafficking Victim Programs	---	---	---
Investigation Costs	---	---	---
Court Costs	10,967	---	-100.0%
Salaries	---	---	---
Professional Services	---	167	---
Travel	---	---	---
Training	---	---	---
Other Operating Expenses	645	167	-74.1%
Capital Expenditures	10,922	9,115	-16.5%
Non-Profit or Other Programs	---	---	---
Other Expenditures	---	---	---
Total Expenditures	\$22,534	\$9,449	-58.1%
Estimated Value of All Held Property	52,000	65,928	26.8%
Year-End Balance	37,376	29,540	-21.0%

*Entity with no data in 2022 and 2023 has no expenditures to report.

Mountain Lake Police Department

Expenditures	2022 Expenditures	2023* Expenditures	Percent Change (\$)
Amount Received in the Previous Year	\$---	\$---	---
Expenditure Categories			
Crime Prevention	\$---	\$---	---
Victim Reparations	---	---	---
Exploited Youth Programs	---	---	---
Trafficking Victim Programs	---	---	---
Investigation Costs	---	---	---
Court Costs	---	---	---
Salaries	---	---	---
Professional Services	---	---	---
Travel	---	---	---
Training	---	---	---
Other Operating Expenses	---	---	---
Capital Expenditures	---	---	---
Non-Profit or Other Programs	---	---	---
Other Expenditures	---	---	---
Total Expenditures	\$---	\$---	---
Estimated Value of All Held Property	---	\$---	---
Year-End Balance	---	\$---	---

*Entity with no data in 2022 and 2023 has no expenditures to report.

Mower County Attorney's Office

Expenditures	2022 Expenditures	2023* Expenditures	Percent Change (\$)
Amount Received in the Previous Year	\$11,156	\$8,398	-24.7%
Expenditure Categories			
Crime Prevention	\$---	\$---	---
Victim Reparations	---	---	---
Exploited Youth Programs	---	---	---
Trafficking Victim Programs	---	---	---
Investigation Costs	---	---	---
Court Costs	---	---	---
Salaries	---	---	---
Professional Services	---	---	---
Travel	---	---	---
Training	---	---	---
Other Operating Expenses	---	1,100	---
Capital Expenditures	---	2,080	---
Non-Profit or Other Programs	---	---	---
Other Expenditures	---	---	---
Total Expenditures	\$---	\$3,180	---
Estimated Value of All Held Property	---	\$---	---
Year-End Balance	72,955	84,655	16.0%

*Entity with no data in 2022 and 2023 has no expenditures to report.

Mower County Sheriff's Office

Expenditures	2022 Expenditures	2023* Expenditures	Percent Change (\$)
Amount Received in the Previous Year	\$11,965	\$4,575	-61.8%
Expenditure Categories			
Crime Prevention	\$---	\$---	---
Victim Reparations	---	---	---
Exploited Youth Programs	---	---	---
Trafficking Victim Programs	---	---	---
Investigation Costs	---	---	---
Court Costs	---	---	---
Salaries	5,900	---	-100.0%
Professional Services	---	---	---
Travel	---	---	---
Training	---	---	---
Other Operating Expenses	50	---	-100.0%
Capital Expenditures	---	---	---
Non-Profit or Other Programs	---	---	---
Other Expenditures	---	5,147	---
Total Expenditures	\$5,950	\$5,147	-13.5%
Estimated Value of All Held Property	---	800	---
Year-End Balance	---	\$---	---

*Entity with no data in 2022 and 2023 has no expenditures to report.

Murray County Attorney's Office

Expenditures	2022 Expenditures	2023* Expenditures	Percent Change (\$)
Amount Received in the Previous Year	\$713	\$152	-78.7%
Expenditure Categories			
Crime Prevention	\$---	\$---	---
Victim Reparations	---	---	---
Exploited Youth Programs	---	---	---
Trafficking Victim Programs	---	---	---
Investigation Costs	---	---	---
Court Costs	---	---	---
Salaries	---	---	---
Professional Services	---	---	---
Travel	---	---	---
Training	---	---	---
Other Operating Expenses	---	---	---
Capital Expenditures	---	---	---
Non-Profit or Other Programs	---	---	---
Other Expenditures	---	---	---
Total Expenditures	\$---	\$---	---
Estimated Value of All Held Property	---	\$---	---
Year-End Balance	2,270	2,421	6.7%

*Entity with no data in 2022 and 2023 has no expenditures to report.

Murray County Sheriff's Office

Expenditures	2022 Expenditures	2023* Expenditures	Percent Change (\$)
Amount Received in the Previous Year	\$2,816	\$9,316	230.8%
Expenditure Categories			
Crime Prevention	\$---	\$---	---
Victim Reparations	---	---	---
Exploited Youth Programs	---	---	---
Trafficking Victim Programs	---	---	---
Investigation Costs	---	---	---
Court Costs	---	---	---
Salaries	---	---	---
Professional Services	---	---	---
Travel	---	---	---
Training	---	---	---
Other Operating Expenses	---	---	---
Capital Expenditures	---	---	---
Non-Profit or Other Programs	---	---	---
Other Expenditures	---	---	---
Total Expenditures	\$---	\$---	---
Estimated Value of All Held Property	2,816	\$---	-100.0%
Year-End Balance	2,816	\$---	-100.0%

*Entity with no data in 2022 and 2023 has no expenditures to report.

Nashwauck Police Department

Expenditures	2022 Expenditures	2023* Expenditures	Percent Change (\$)
Amount Received in the Previous Year	\$11,999	\$17,967	49.7%
Expenditure Categories			
Crime Prevention	\$---	\$---	---
Victim Reparations	---	---	---
Exploited Youth Programs	---	---	---
Trafficking Victim Programs	---	---	---
Investigation Costs	---	---	---
Court Costs	3,226	---	-100.0%
Salaries	---	---	---
Professional Services	---	---	---
Travel	---	---	---
Training	---	---	---
Other Operating Expenses	---	---	---
Capital Expenditures	7,430	---	-100.0%
Non-Profit or Other Programs	---	---	---
Other Expenditures	1,245	---	-100.0%
Total Expenditures	\$11,901	\$---	-100.0%
Estimated Value of All Held Property	---	55,830	---
Year-End Balance	10,891	38,091	249.7%

*Entity with no data in 2022 and 2023 has no expenditures to report.

New Brighton Department of Public Safety

Expenditures	2022 Expenditures	2023* Expenditures	Percent Change (\$)
Amount Received in the Previous Year	\$4,589	\$5	-99.9%
Expenditure Categories			
Crime Prevention	\$---	\$---	---
Victim Reparations	---	---	---
Exploited Youth Programs	---	---	---
Trafficking Victim Programs	---	---	---
Investigation Costs	---	---	---
Court Costs	---	---	---
Salaries	---	---	---
Professional Services	---	---	---
Travel	---	---	---
Training	---	---	---
Other Operating Expenses	---	---	---
Capital Expenditures	4,746	---	-100.0%
Non-Profit or Other Programs	---	---	---
Other Expenditures	---	---	---
Total Expenditures	\$4,746	\$---	-100.0%
Estimated Value of All Held Property	---	\$---	---
Year-End Balance	68,990	70,271	1.9%

*Entity with no data in 2022 and 2023 has no expenditures to report.

New Hope Police Department

Expenditures	2022 Expenditures	2023* Expenditures	Percent Change (\$)
Amount Received in the Previous Year	\$---	\$---	---
Expenditure Categories			
Crime Prevention	\$---	\$---	---
Victim Reparations	---	---	---
Exploited Youth Programs	---	---	---
Trafficking Victim Programs	---	---	---
Investigation Costs	---	---	---
Court Costs	---	---	---
Salaries	---	---	---
Professional Services	---	---	---
Travel	---	---	---
Training	---	---	---
Other Operating Expenses	---	---	---
Capital Expenditures	---	---	---
Non-Profit or Other Programs	---	---	---
Other Expenditures	---	---	---
Total Expenditures	\$---	\$---	---
Estimated Value of All Held Property	---	\$---	---
Year-End Balance	46,000	46,065	0.1%

*Entity with no data in 2022 and 2023 has no expenditures to report.

New Prague Police Department

Expenditures	2022 Expenditures	2023* Expenditures	Percent Change (\$)
Amount Received in the Previous Year	\$7,138	\$6,843	-4.1%
Expenditure Categories			
Crime Prevention	\$---	\$---	---
Victim Reparations	---	---	---
Exploited Youth Programs	---	---	---
Trafficking Victim Programs	---	---	---
Investigation Costs	---	---	---
Court Costs	304	---	-100.0%
Salaries	---	---	---
Professional Services	---	---	---
Travel	---	---	---
Training	---	---	---
Other Operating Expenses	149	---	-100.0%
Capital Expenditures	155	---	-100.0%
Non-Profit or Other Programs	---	---	---
Other Expenditures	---	---	---
Total Expenditures	\$608	\$---	-100.0%
Estimated Value of All Held Property	---	6,843	---
Year-End Balance	---	11,752	---

*Entity with no data in 2022 and 2023 has no expenditures to report.

New Richland Police Department

Expenditures	2022 Expenditures	2023* Expenditures	Percent Change (\$)
Amount Received in the Previous Year	\$400	\$400	---
Expenditure Categories			
Crime Prevention	\$---	\$---	---
Victim Reparations	---	---	---
Exploited Youth Programs	---	---	---
Trafficking Victim Programs	---	---	---
Investigation Costs	---	---	---
Court Costs	---	---	---
Salaries	---	---	---
Professional Services	---	---	---
Travel	---	---	---
Training	---	---	---
Other Operating Expenses	---	---	---
Capital Expenditures	---	---	---
Non-Profit or Other Programs	---	---	---
Other Expenditures	---	---	---
Total Expenditures	\$---	\$---	---
Estimated Value of All Held Property	---	\$---	---
Year-End Balance	400	400	---

*Entity with no data in 2022 and 2023 has no expenditures to report.

New Ulm Police Department

Expenditures	2022 Expenditures	2023* Expenditures	Percent Change (\$)
Amount Received in the Previous Year	\$11,840	\$31,189	163.4%
Expenditure Categories			
Crime Prevention	\$---	\$---	---
Victim Reparations	---	---	---
Exploited Youth Programs	---	---	---
Trafficking Victim Programs	---	---	---
Investigation Costs	---	---	---
Court Costs	24,858	4,157	-83.3%
Salaries	---	---	---
Professional Services	---	---	---
Travel	---	---	---
Training	---	---	---
Other Operating Expenses	---	---	---
Capital Expenditures	16,192	---	-100.0%
Non-Profit or Other Programs	---	---	---
Other Expenditures	---	---	---
Total Expenditures	\$41,050	\$4,157	-89.9%
Estimated Value of All Held Property	---	\$---	---
Year-End Balance	43,332	71,082	64.0%

*Entity with no data in 2022 and 2023 has no expenditures to report.

New York Mills Police Department

Expenditures	2022 Expenditures	2023* Expenditures	Percent Change (\$)
Amount Received in the Previous Year	\$---	\$---	---
Expenditure Categories			
Crime Prevention	\$---	\$---	---
Victim Reparations	---	---	---
Exploited Youth Programs	---	---	---
Trafficking Victim Programs	---	---	---
Investigation Costs	---	---	---
Court Costs	---	---	---
Salaries	---	---	---
Professional Services	---	---	---
Travel	---	---	---
Training	---	---	---
Other Operating Expenses	---	---	---
Capital Expenditures	---	---	---
Non-Profit or Other Programs	---	---	---
Other Expenditures	---	---	---
Total Expenditures	\$---	\$---	---
Estimated Value of All Held Property	---	\$---	---
Year-End Balance	---	\$---	---

*Entity with no data in 2022 and 2023 has no expenditures to report.

Nicollet County Attorney's Office

Expenditures	2022 Expenditures	2023* Expenditures	Percent Change (\$)
Amount Received in the Previous Year	\$3,416	\$8,835	158.6%
Expenditure Categories			
Crime Prevention	375	600	60.0%
Victim Reparations	---	---	---
Exploited Youth Programs	---	---	---
Trafficking Victim Programs	---	---	---
Investigation Costs	---	---	---
Court Costs	---	---	---
Salaries	---	---	---
Professional Services	---	---	---
Travel	---	---	---
Training	---	100	---
Other Operating Expenses	293	---	-100.0%
Capital Expenditures	2,441	---	-100.0%
Non-Profit or Other Programs	---	---	---
Other Expenditures	---	---	---
Total Expenditures	\$3,109	\$700	-77.5%
Estimated Value of All Held Property	---	\$---	---
Year-End Balance	57,645	65,780	14.1%

*Entity with no data in 2022 and 2023 has no expenditures to report.

Nicollet County Sheriff's Office

Expenditures	2022 Expenditures	2023* Expenditures	Percent Change (\$)
Amount Received in the Previous Year	\$7,909	\$12,981	64.1%
Expenditure Categories			
Crime Prevention	\$---	\$---	---
Victim Reparations	---	---	---
Exploited Youth Programs	---	---	---
Trafficking Victim Programs	---	---	---
Investigation Costs	---	---	---
Court Costs	---	---	---
Salaries	---	---	---
Professional Services	---	---	---
Travel	---	---	---
Training	---	---	---
Other Operating Expenses	---	---	---
Capital Expenditures	---	---	---
Non-Profit or Other Programs	---	---	---
Other Expenditures	---	---	---
Total Expenditures	\$---	\$---	---
Estimated Value of All Held Property	14,000	\$---	-100.0%
Year-End Balance	13,041	14,063	7.8%

*Entity with no data in 2022 and 2023 has no expenditures to report.

Nisswa Police Department

Expenditures	2022 Expenditures	2023* Expenditures	Percent Change (\$)
Amount Received in the Previous Year	\$6,682	\$606	-90.9%
Expenditure Categories			
Crime Prevention	\$---	\$---	---
Victim Reparations	---	---	---
Exploited Youth Programs	---	---	---
Trafficking Victim Programs	---	---	---
Investigation Costs	---	---	---
Court Costs	---	96	---
Salaries	---	---	---
Professional Services	---	---	---
Travel	---	---	---
Training	---	---	---
Other Operating Expenses	2,287	7	-99.7%
Capital Expenditures	---	---	---
Non-Profit or Other Programs	---	---	---
Other Expenditures	---	---	---
Total Expenditures	\$2,287	\$103	-95.5%
Estimated Value of All Held Property	7,900	6,700	-15.2%
Year-End Balance	29,471	29,990	1.8%

*Entity with no data in 2022 and 2023 has no expenditures to report.

Nobles County Attorney's Office

Expenditures	2022 Expenditures	2023* Expenditures	Percent Change (\$)
Amount Received in the Previous Year	\$9,839	\$10,808	9.8%
Expenditure Categories			
Crime Prevention	\$---	\$---	---
Victim Reparations	---	---	---
Exploited Youth Programs	---	---	---
Trafficking Victim Programs	---	---	---
Investigation Costs	864	---	-100.0%
Court Costs	---	129	---
Salaries	---	---	---
Professional Services	---	---	---
Travel	---	1,846	---
Training	---	200	---
Other Operating Expenses	---	---	---
Capital Expenditures	---	1,700	---
Non-Profit or Other Programs	500	6,000	1100.0%
Other Expenditures	---	---	---
Total Expenditures	\$1,364	\$9,875	624.0%
Estimated Value of All Held Property	8,475	933	-89.0%
Year-End Balance	87,283	88,216	1.1%

*Entity with no data in 2022 and 2023 has no expenditures to report.

Nobles County Sheriff's Office

Expenditures	2022 Expenditures	2023* Expenditures	Percent Change (\$)
Amount Received in the Previous Year	\$1,588	\$---	-100.0%
Expenditure Categories			
Crime Prevention	\$---	\$---	---
Victim Reparations	---	---	---
Exploited Youth Programs	---	---	---
Trafficking Victim Programs	---	---	---
Investigation Costs	---	---	---
Court Costs	---	---	---
Salaries	---	---	---
Professional Services	---	---	---
Travel	---	---	---
Training	---	---	---
Other Operating Expenses	---	---	---
Capital Expenditures	---	---	---
Non-Profit or Other Programs	---	---	---
Other Expenditures	---	---	---
Total Expenditures	\$---	\$---	---
Estimated Value of All Held Property	---	2,192	---
Year-End Balance	1,588	\$---	-100.0%

*Entity with no data in 2022 and 2023 has no expenditures to report.

Norman County Attorney's Office

Expenditures	2022 Expenditures	2023* Expenditures	Percent Change (\$)
Amount Received in the Previous Year	\$68	\$475	598.5%
Expenditure Categories			
Crime Prevention	\$---	\$---	---
Victim Reparations	---	---	---
Exploited Youth Programs	---	---	---
Trafficking Victim Programs	---	---	---
Investigation Costs	---	---	---
Court Costs	---	---	---
Salaries	---	---	---
Professional Services	---	---	---
Travel	---	---	---
Training	---	---	---
Other Operating Expenses	---	---	---
Capital Expenditures	---	---	---
Non-Profit or Other Programs	---	---	---
Other Expenditures	---	---	---
Total Expenditures	\$---	\$---	---
Estimated Value of All Held Property	---	\$---	---
Year-End Balance	160	1,508	842.5%

*Entity with no data in 2022 and 2023 has no expenditures to report.

Norman County Sheriff's Office

Expenditures	2022 Expenditures	2023* Expenditures	Percent Change (\$)
Amount Received in the Previous Year	\$---	\$---	---
Expenditure Categories			
Crime Prevention	\$---	\$---	---
Victim Reparations	---	---	---
Exploited Youth Programs	---	---	---
Trafficking Victim Programs	---	---	---
Investigation Costs	---	---	---
Court Costs	---	---	---
Salaries	---	---	---
Professional Services	---	---	---
Travel	---	---	---
Training	---	---	---
Other Operating Expenses	---	---	---
Capital Expenditures	---	---	---
Non-Profit or Other Programs	---	---	---
Other Expenditures	---	---	---
Total Expenditures	\$---	\$---	---
Estimated Value of All Held Property	\$---	\$---	---
Year-End Balance	\$---	\$---	---

*Entity with no data in 2022 and 2023 has no expenditures to report.

North Branch Police Department

Expenditures	2022 Expenditures	2023* Expenditures	Percent Change (\$)
Amount Received in the Previous Year	\$910	\$---	-100.0%
Expenditure Categories			
Crime Prevention	\$---	\$---	---
Victim Reparations	---	---	---
Exploited Youth Programs	---	---	---
Trafficking Victim Programs	---	---	---
Investigation Costs	---	---	---
Court Costs	---	---	---
Salaries	---	---	---
Professional Services	---	---	---
Travel	---	---	---
Training	---	---	---
Other Operating Expenses	---	---	---
Capital Expenditures	---	---	---
Non-Profit or Other Programs	---	---	---
Other Expenditures	---	---	---
Total Expenditures	\$---	\$---	---
Estimated Value of All Held Property	363	\$---	-100.0%
Year-End Balance	1,874	\$---	-100.0%

*Entity with no data in 2022 and 2023 has no expenditures to report.

North Mankato Police Department

Expenditures	2022 Expenditures	2023* Expenditures	Percent Change (\$)
Amount Received in the Previous Year	\$14,202	\$3,821	-73.1%
Expenditure Categories			
Crime Prevention	\$---	\$---	---
Victim Reparations	---	---	---
Exploited Youth Programs	---	---	---
Trafficking Victim Programs	---	---	---
Investigation Costs	---	---	---
Court Costs	2,238	782	-65.1%
Salaries	---	---	---
Professional Services	---	---	---
Travel	---	---	---
Training	---	---	---
Other Operating Expenses	185	91	-50.8%
Capital Expenditures	186	10,770	5690.3%
Non-Profit or Other Programs	---	---	---
Other Expenditures	---	---	---
Total Expenditures	\$2,609	\$11,643	346.3%
Estimated Value of All Held Property	---	\$---	---
Year-End Balance	17,467	9,645	-44.8%

*Entity with no data in 2022 and 2023 has no expenditures to report.

North Saint Paul Police Department

Expenditures	2022 Expenditures	2023* Expenditures	Percent Change (\$)
Amount Received in the Previous Year	\$---	\$328	---
Expenditure Categories			
Crime Prevention	\$---	\$---	---
Victim Reparations	---	---	---
Exploited Youth Programs	---	---	---
Trafficking Victim Programs	---	---	---
Investigation Costs	---	---	---
Court Costs	---	---	---
Salaries	---	---	---
Professional Services	---	---	---
Travel	---	---	---
Training	---	---	---
Other Operating Expenses	---	---	---
Capital Expenditures	99,776	735	-99.3%
Non-Profit or Other Programs	---	---	---
Other Expenditures	---	---	---
Total Expenditures	\$99,776	\$735	-99.3%
Estimated Value of All Held Property	---	1,255	---
Year-End Balance	10,697	11,953	11.7%

*Entity with no data in 2022 and 2023 has no expenditures to report.

Northfield Police Department

Expenditures	2022 Expenditures	2023* Expenditures	Percent Change (\$)
Amount Received in the Previous Year	\$23,314	\$---	-100.0%
Expenditure Categories			
Crime Prevention	\$---	\$---	---
Victim Reparations	---	---	---
Exploited Youth Programs	---	---	---
Trafficking Victim Programs	---	---	---
Investigation Costs	---	---	---
Court Costs	---	---	---
Salaries	---	---	---
Professional Services	---	---	---
Travel	---	---	---
Training	---	---	---
Other Operating Expenses	---	---	---
Capital Expenditures	---	---	---
Non-Profit or Other Programs	---	---	---
Other Expenditures	---	1,792	---
Total Expenditures	\$---	\$1,792	---
Estimated Value of All Held Property	---	\$---	---
Year-End Balance	32,315	31,407	-2.8%

*Entity with no data in 2022 and 2023 has no expenditures to report.

Northwest Metro Drug Task Force

Expenditures	2022 Expenditures	2023* Expenditures	Percent Change (\$)
Amount Received in the Previous Year	\$21,587	\$139,166	544.7%
Expenditure Categories			
Crime Prevention	\$---	\$---	---
Victim Reparations	---	---	---
Exploited Youth Programs	---	---	---
Trafficking Victim Programs	---	---	---
Investigation Costs	---	---	---
Court Costs	---	---	---
Salaries	86,895	1,311	-98.5%
Professional Services	50,092	57,631	15.1%
Travel	---	---	---
Training	3,723	190	-94.9%
Other Operating Expenses	35,245	46,221	31.1%
Capital Expenditures	41,984	---	-100.0%
Non-Profit or Other Programs	---	---	---
Other Expenditures	73,954	---	-100.0%
Total Expenditures	\$291,893	\$105,353	-63.9%
Estimated Value of All Held Property	395,090	167,508	-57.6%
Year-End Balance	751,753	667,366	-11.2%

*Entity with no data in 2022 and 2023 has no expenditures to report.

Oak Park Heights Police Department

Expenditures	2022 Expenditures	2023* Expenditures	Percent Change (\$)
Amount Received in the Previous Year	\$2,999	\$---	-100.0%
Expenditure Categories			
Crime Prevention	930	\$---	-100.0%
Victim Reparations	---	---	---
Exploited Youth Programs	---	---	---
Trafficking Victim Programs	---	---	---
Investigation Costs	---	---	---
Court Costs	---	---	---
Salaries	---	---	---
Professional Services	---	---	---
Travel	---	---	---
Training	---	---	---
Other Operating Expenses	---	---	---
Capital Expenditures	960	2,040	112.5%
Non-Profit or Other Programs	---	---	---
Other Expenditures	---	---	---
Total Expenditures	\$1,890	\$2,040	7.9%
Estimated Value of All Held Property	---	\$---	---
Year-End Balance	16,066	14,026	-12.7%

*Entity with no data in 2022 and 2023 has no expenditures to report.

Oakdale Police Department

Expenditures	2022 Expenditures	2023* Expenditures	Percent Change (\$)
Amount Received in the Previous Year	\$4,199	\$13,465	220.7%
Expenditure Categories			
Crime Prevention	\$---	\$---	---
Victim Reparations	---	---	---
Exploited Youth Programs	---	---	---
Trafficking Victim Programs	---	---	---
Investigation Costs	---	---	---
Court Costs	---	---	---
Salaries	---	---	---
Professional Services	---	---	---
Travel	---	---	---
Training	---	---	---
Other Operating Expenses	---	---	---
Capital Expenditures	---	---	---
Non-Profit or Other Programs	---	---	---
Other Expenditures	---	---	---
Total Expenditures	\$---	\$---	---
Estimated Value of All Held Property	---	2,633	---
Year-End Balance	2,939	9,425	220.7%

*Entity with no data in 2022 and 2023 has no expenditures to report.

Olivia Police Department

Expenditures	2022 Expenditures	2023* Expenditures	Percent Change (\$)
Amount Received in the Previous Year	\$---	\$6,650	---
Expenditure Categories			
Crime Prevention	\$---	\$---	---
Victim Reparations	---	---	---
Exploited Youth Programs	---	---	---
Trafficking Victim Programs	---	---	---
Investigation Costs	---	---	---
Court Costs	---	---	---
Salaries	---	---	---
Professional Services	---	---	---
Travel	---	---	---
Training	---	---	---
Other Operating Expenses	---	---	---
Capital Expenditures	---	2,011	---
Non-Profit or Other Programs	---	---	---
Other Expenditures	---	---	---
Total Expenditures	\$---	\$2,011	---
Estimated Value of All Held Property	---	4,639	---
Year-End Balance	---	16,963	---

*Entity with no data in 2022 and 2023 has no expenditures to report.

Olmsted County Attorney's Office

Expenditures	2022 Expenditures	2023* Expenditures	Percent Change (\$)
Amount Received in the Previous Year	\$15,684	\$15,584	-0.6%
Expenditure Categories			
Crime Prevention	\$---	\$---	---
Victim Reparations	150	---	-100.0%
Exploited Youth Programs	---	---	---
Trafficking Victim Programs	---	---	---
Investigation Costs	---	---	---
Court Costs	---	---	---
Salaries	9,899	3,385	-65.8%
Professional Services	---	1,682	---
Travel	291	5,896	1926.1%
Training	4,401	3,983	-9.5%
Other Operating Expenses	1,445	1,366	-5.5%
Capital Expenditures	---	---	---
Non-Profit or Other Programs	---	---	---
Other Expenditures	---	---	---
Total Expenditures	\$16,186	\$16,312	0.8%
Estimated Value of All Held Property	---	\$---	---
Year-End Balance	53,299	48,716	-8.6%

*Entity with no data in 2022 and 2023 has no expenditures to report.

Olmsted County Sheriff's Office

Expenditures	2022 Expenditures	2023* Expenditures	Percent Change (\$)
Amount Received in the Previous Year	\$23,872	\$5,215	-78.2%
Expenditure Categories			
Crime Prevention	\$---	\$---	---
Victim Reparations	---	---	---
Exploited Youth Programs	---	---	---
Trafficking Victim Programs	---	---	---
Investigation Costs	---	---	---
Court Costs	---	1,117	---
Salaries	---	---	---
Professional Services	---	---	---
Travel	---	---	---
Training	4,093	3,818	-6.7%
Other Operating Expenses	2,052	130	-93.7%
Capital Expenditures	3,048	5,196	70.5%
Non-Profit or Other Programs	---	---	---
Other Expenditures	---	1,727	---
Total Expenditures	\$9,193	\$11,988	30.4%
Estimated Value of All Held Property	---	\$---	---
Year-End Balance	33,616	26,878	-20.0%

*Entity with no data in 2022 and 2023 has no expenditures to report.

Onamia Police Department

Expenditures	2022 Expenditures	2023* Expenditures	Percent Change (\$)
Amount Received in the Previous Year	\$523	\$200	-61.8%
Expenditure Categories			
Crime Prevention	\$---	50	---
Victim Reparations	---	---	---
Exploited Youth Programs	---	---	---
Trafficking Victim Programs	---	---	---
Investigation Costs	---	---	---
Court Costs	---	---	---
Salaries	---	---	---
Professional Services	---	---	---
Travel	286	---	-100.0%
Training	425	150	-64.7%
Other Operating Expenses	312	---	-100.0%
Capital Expenditures	---	---	---
Non-Profit or Other Programs	---	---	---
Other Expenditures	---	---	---
Total Expenditures	\$1,023	\$200	-80.4%
Estimated Value of All Held Property	1,350	1,250	-7.4%
Year-End Balance	---	\$---	---

*Entity with no data in 2022 and 2023 has no expenditures to report.

Orono Police Department

Expenditures	2022 Expenditures	2023* Expenditures	Percent Change (\$)
Amount Received in the Previous Year	\$---	\$---	---
Expenditure Categories			
Crime Prevention	\$---	\$---	---
Victim Reparations	---	---	---
Exploited Youth Programs	---	---	---
Trafficking Victim Programs	---	---	---
Investigation Costs	---	---	---
Court Costs	---	---	---
Salaries	---	---	---
Professional Services	---	---	---
Travel	---	---	---
Training	---	---	---
Other Operating Expenses	---	---	---
Capital Expenditures	---	---	---
Non-Profit or Other Programs	---	---	---
Other Expenditures	---	---	---
Total Expenditures	\$---	\$---	---
Estimated Value of All Held Property	---	\$---	---
Year-End Balance	---	\$---	---

*Entity with no data in 2022 and 2023 has no expenditures to report.

Osakis Police Department

Expenditures	2022 Expenditures	2023* Expenditures	Percent Change (\$)
Amount Received in the Previous Year	\$---	\$---	---
Expenditure Categories			
Crime Prevention	\$---	\$---	---
Victim Reparations	---	---	---
Exploited Youth Programs	---	---	---
Trafficking Victim Programs	---	---	---
Investigation Costs	---	---	---
Court Costs	---	---	---
Salaries	---	---	---
Professional Services	---	---	---
Travel	---	---	---
Training	---	---	---
Other Operating Expenses	---	---	---
Capital Expenditures	---	---	---
Non-Profit or Other Programs	---	---	---
Other Expenditures	---	---	---
Total Expenditures	\$---	\$---	---
Estimated Value of All Held Property	---	3,000	---
Year-End Balance	---	\$---	---

*Entity with no data in 2022 and 2023 has no expenditures to report.

Osseo Police Department

Expenditures	2022 Expenditures	2023* Expenditures	Percent Change (\$)
Amount Received in the Previous Year	\$3,240	\$---	-100.0%
Expenditure Categories			
Crime Prevention	\$---	\$---	---
Victim Reparations	---	---	---
Exploited Youth Programs	---	---	---
Trafficking Victim Programs	---	---	---
Investigation Costs	---	---	---
Court Costs	---	---	---
Salaries	---	---	---
Professional Services	---	---	---
Travel	---	---	---
Training	---	---	---
Other Operating Expenses	1,463	---	-100.0%
Capital Expenditures	50	---	-100.0%
Non-Profit or Other Programs	---	---	---
Other Expenditures	---	---	---
Total Expenditures	\$1,513	\$---	-100.0%
Estimated Value of All Held Property	9,814	\$---	-100.0%
Year-End Balance	1,727	19,244	1014.3%

*Entity with no data in 2022 and 2023 has no expenditures to report.

Otter Tail County Attorney's Office

Expenditures	2022 Expenditures	2023* Expenditures	Percent Change (\$)
Amount Received in the Previous Year	\$10,923	\$11,015	0.8%
Expenditure Categories			
Crime Prevention	\$---	\$---	---
Victim Reparations	---	---	---
Exploited Youth Programs	---	---	---
Trafficking Victim Programs	---	---	---
Investigation Costs	---	---	---
Court Costs	---	---	---
Salaries	---	---	---
Professional Services	---	175	---
Travel	---	---	---
Training	565	3,295	483.2%
Other Operating Expenses	---	---	---
Capital Expenditures	---	---	---
Non-Profit or Other Programs	---	---	---
Other Expenditures	---	---	---
Total Expenditures	\$565	\$3,470	514.2%
Estimated Value of All Held Property	---	\$---	---
Year-End Balance	---	137,337	---

*Entity with no data in 2022 and 2023 has no expenditures to report.

Otter Tail County Sheriff's Office

Expenditures	2022 Expenditures	2023* Expenditures	Percent Change (\$)
Amount Received in the Previous Year	\$---	\$64,433	---
Expenditure Categories			
Crime Prevention	\$---	\$---	---
Victim Reparations	---	---	---
Exploited Youth Programs	---	---	---
Trafficking Victim Programs	---	---	---
Investigation Costs	---	---	---
Court Costs	---	---	---
Salaries	---	---	---
Professional Services	---	---	---
Travel	---	---	---
Training	---	---	---
Other Operating Expenses	---	---	---
Capital Expenditures	---	---	---
Non-Profit or Other Programs	---	---	---
Other Expenditures	---	---	---
Total Expenditures	\$---	\$---	---
Estimated Value of All Held Property	76,239	25,724	-66.3%
Year-End Balance	89,978	111,118	23.5%

*Entity with no data in 2022 and 2023 has no expenditures to report.

Owatonna Police Department

Expenditures	2022 Expenditures	2023* Expenditures	Percent Change (\$)
Amount Received in the Previous Year	\$9,644	\$18,616	93.0%
Expenditure Categories			
Crime Prevention	500	500	---
Victim Reparations	---	---	---
Exploited Youth Programs	---	---	---
Trafficking Victim Programs	---	---	---
Investigation Costs	---	---	---
Court Costs	1,204	2,376	97.3%
Salaries	---	---	---
Professional Services	---	---	---
Travel	1,048	391	-62.7%
Training	---	193	---
Other Operating Expenses	37	---	-100.0%
Capital Expenditures	4,941	5,842	18.2%
Non-Profit or Other Programs	---	---	---
Other Expenditures	205	2,103	925.9%
Total Expenditures	\$7,935	\$11,405	43.7%
Estimated Value of All Held Property	74,550	80,162	7.5%
Year-End Balance	6,612	7,211	9.1%

*Entity with no data in 2022 and 2023 has no expenditures to report.

Park Rapids Police Department

Expenditures	2022 Expenditures	2023* Expenditures	Percent Change (\$)
Amount Received in the Previous Year	\$6,926	\$---	-100.0%
Expenditure Categories			
Crime Prevention	\$---	\$---	---
Victim Reparations	---	---	---
Exploited Youth Programs	---	---	---
Trafficking Victim Programs	---	---	---
Investigation Costs	---	---	---
Court Costs	---	---	---
Salaries	---	---	---
Professional Services	1,281	---	-100.0%
Travel	---	---	---
Training	---	---	---
Other Operating Expenses	---	---	---
Capital Expenditures	6,180	---	-100.0%
Non-Profit or Other Programs	---	---	---
Other Expenditures	---	---	---
Total Expenditures	\$7,461	\$---	-100.0%
Estimated Value of All Held Property	6,000	19,500	225.0%
Year-End Balance	12,081	12,269	1.6%

*Entity with no data in 2022 and 2023 has no expenditures to report.

Parkers Prairie Police Department

Expenditures	2022 Expenditures	2023* Expenditures	Percent Change (\$)
Amount Received in the Previous Year	\$---	\$---	---
Expenditure Categories			
Crime Prevention	\$---	\$---	---
Victim Reparations	---	---	---
Exploited Youth Programs	---	---	---
Trafficking Victim Programs	---	---	---
Investigation Costs	---	---	---
Court Costs	---	---	---
Salaries	---	---	---
Professional Services	---	---	---
Travel	---	---	---
Training	---	---	---
Other Operating Expenses	---	---	---
Capital Expenditures	---	---	---
Non-Profit or Other Programs	---	---	---
Other Expenditures	---	---	---
Total Expenditures	\$---	\$---	---
Estimated Value of All Held Property	---	\$---	---
Year-End Balance	---	\$---	---

*Entity with no data in 2022 and 2023 has no expenditures to report.

Paul Bunyan Drug Task Force

Expenditures	2022 Expenditures	2023* Expenditures	Percent Change (\$)
Amount Received in the Previous Year	\$46,004	\$58,534	27.2%
Expenditure Categories			
Crime Prevention	\$---	\$---	---
Victim Reparations	---	---	---
Exploited Youth Programs	---	---	---
Trafficking Victim Programs	---	---	---
Investigation Costs	3,322	---	-100.0%
Court Costs	501	---	-100.0%
Salaries	293	3,809	1200.0%
Professional Services	59	---	-100.0%
Travel	1,288	---	-100.0%
Training	---	91	---
Other Operating Expenses	346	---	-100.0%
Capital Expenditures	1,294	29,193	2156.0%
Non-Profit or Other Programs	---	---	---
Other Expenditures	164	201	22.6%
Total Expenditures	\$7,267	\$33,294	358.2%
Estimated Value of All Held Property	300,143	280,196	-6.6%
Year-End Balance	223,981	249,859	11.6%

*Entity with no data in 2022 and 2023 has no expenditures to report.

Paynesville Police Department

Expenditures	2022 Expenditures	2023* Expenditures	Percent Change (\$)
Amount Received in the Previous Year	\$5,208	\$22,031	323.0%
Expenditure Categories			
Crime Prevention	\$---	\$---	---
Victim Reparations	---	---	---
Exploited Youth Programs	---	---	---
Trafficking Victim Programs	---	---	---
Investigation Costs	---	---	---
Court Costs	---	---	---
Salaries	---	---	---
Professional Services	---	---	---
Travel	---	---	---
Training	---	---	---
Other Operating Expenses	---	---	---
Capital Expenditures	---	11,733	---
Non-Profit or Other Programs	---	---	---
Other Expenditures	---	---	---
Total Expenditures	\$---	\$11,733	---
Estimated Value of All Held Property	---	\$---	---
Year-End Balance	25,098	33,436	33.2%

*Entity with no data in 2022 and 2023 has no expenditures to report.

Pelican Rapids Police Department

Expenditures	2022 Expenditures	2023* Expenditures	Percent Change (\$)
Amount Received in the Previous Year	\$---	\$---	---
Expenditure Categories			
Crime Prevention	\$---	\$---	---
Victim Reparations	---	---	---
Exploited Youth Programs	---	---	---
Trafficking Victim Programs	---	---	---
Investigation Costs	---	---	---
Court Costs	---	---	---
Salaries	---	---	---
Professional Services	---	---	---
Travel	---	---	---
Training	---	---	---
Other Operating Expenses	---	---	---
Capital Expenditures	---	---	---
Non-Profit or Other Programs	---	---	---
Other Expenditures	---	---	---
Total Expenditures	\$---	\$---	---
Estimated Value of All Held Property	---	\$---	---
Year-End Balance	---	\$---	---

*Entity with no data in 2022 and 2023 has no expenditures to report.

Pennington County Attorney's Office

Expenditures	2022 Expenditures	2023* Expenditures	Percent Change (\$)
Amount Received in the Previous Year	\$9,773	\$---	-100.0%
Expenditure Categories			
Crime Prevention	\$---	\$---	---
Victim Reparations	---	---	---
Exploited Youth Programs	---	---	---
Trafficking Victim Programs	---	---	---
Investigation Costs	---	---	---
Court Costs	---	---	---
Salaries	---	---	---
Professional Services	---	---	---
Travel	---	---	---
Training	---	---	---
Other Operating Expenses	---	---	---
Capital Expenditures	---	---	---
Non-Profit or Other Programs	---	---	---
Other Expenditures	---	---	---
Total Expenditures	\$---	\$---	---
Estimated Value of All Held Property	---	\$---	---
Year-End Balance	34,947	34,947	---

*Entity with no data in 2022 and 2023 has no expenditures to report.

Pennington County Sheriff's Office

Expenditures	2022 Expenditures	2023* Expenditures	Percent Change (\$)
Amount Received in the Previous Year	\$---	\$---	---
Expenditure Categories			
Crime Prevention	\$---	\$---	---
Victim Reparations	---	---	---
Exploited Youth Programs	---	---	---
Trafficking Victim Programs	---	---	---
Investigation Costs	---	---	---
Court Costs	---	---	---
Salaries	---	---	---
Professional Services	---	---	---
Travel	---	---	---
Training	---	---	---
Other Operating Expenses	---	---	---
Capital Expenditures	---	---	---
Non-Profit or Other Programs	---	---	---
Other Expenditures	---	---	---
Total Expenditures	\$---	\$---	---
Estimated Value of All Held Property	---	\$---	---
Year-End Balance	---	\$---	---

*Entity with no data in 2022 and 2023 has no expenditures to report.

Pequot Lakes Police Department

Expenditures	2022 Expenditures	2023* Expenditures	Percent Change (\$)
Amount Received in the Previous Year	\$---	\$---	---
Expenditure Categories			
Crime Prevention	\$---	\$---	---
Victim Reparations	---	---	---
Exploited Youth Programs	---	---	---
Trafficking Victim Programs	---	---	---
Investigation Costs	---	---	---
Court Costs	---	---	---
Salaries	---	---	---
Professional Services	---	---	---
Travel	---	---	---
Training	---	---	---
Other Operating Expenses	---	---	---
Capital Expenditures	---	---	---
Non-Profit or Other Programs	---	---	---
Other Expenditures	---	---	---
Total Expenditures	\$---	\$---	---
Estimated Value of All Held Property	---	\$---	---
Year-End Balance	31,159	\$---	-100.0%

*Entity with no data in 2022 and 2023 has no expenditures to report.

Perham Police Department

Expenditures	2022 Expenditures	2023* Expenditures	Percent Change (\$)
Amount Received in the Previous Year	\$642	\$642	---
Expenditure Categories			
Crime Prevention	\$---	\$---	---
Victim Reparations	---	---	---
Exploited Youth Programs	---	---	---
Trafficking Victim Programs	---	---	---
Investigation Costs	---	---	---
Court Costs	---	---	---
Salaries	642	642	---
Professional Services	---	---	---
Travel	---	---	---
Training	---	---	---
Other Operating Expenses	---	---	---
Capital Expenditures	---	---	---
Non-Profit or Other Programs	---	---	---
Other Expenditures	---	---	---
Total Expenditures	\$642	\$642	---
Estimated Value of All Held Property	---	\$---	---
Year-End Balance	---	\$---	---

*Entity with no data in 2022 and 2023 has no expenditures to report.

Pierz Police Department

Expenditures	2022 Expenditures	2023* Expenditures	Percent Change (\$)
Amount Received in the Previous Year	\$---	\$---	---
Expenditure Categories			
Crime Prevention	\$---	\$---	---
Victim Reparations	---	---	---
Exploited Youth Programs	---	---	---
Trafficking Victim Programs	---	---	---
Investigation Costs	---	---	---
Court Costs	---	---	---
Salaries	---	---	---
Professional Services	---	---	---
Travel	---	---	---
Training	---	---	---
Other Operating Expenses	---	---	---
Capital Expenditures	---	---	---
Non-Profit or Other Programs	---	---	---
Other Expenditures	---	---	---
Total Expenditures	\$---	\$---	---
Estimated Value of All Held Property	---	\$---	---
Year-End Balance	---	\$---	---

*Entity with no data in 2022 and 2023 has no expenditures to report.

Pillager Police Department

Expenditures	2022 Expenditures	2023* Expenditures	Percent Change (\$)
Amount Received in the Previous Year	\$---	\$---	---
Expenditure Categories			
Crime Prevention	\$---	\$---	---
Victim Reparations	---	---	---
Exploited Youth Programs	---	---	---
Trafficking Victim Programs	---	---	---
Investigation Costs	---	---	---
Court Costs	---	---	---
Salaries	---	---	---
Professional Services	---	---	---
Travel	---	---	---
Training	---	---	---
Other Operating Expenses	---	---	---
Capital Expenditures	---	---	---
Non-Profit or Other Programs	---	---	---
Other Expenditures	---	---	---
Total Expenditures	\$---	\$---	---
Estimated Value of All Held Property	---	\$---	---
Year-End Balance	---	\$---	---

*Entity with no data in 2022 and 2023 has no expenditures to report.

Pine County Attorney's Office

Expenditures	2022 Expenditures	2023* Expenditures	Percent Change (\$)
Amount Received in the Previous Year	\$7,800	\$9,141	17.2%
Expenditure Categories			
Crime Prevention	\$---	\$---	---
Victim Reparations	---	---	---
Exploited Youth Programs	---	---	---
Trafficking Victim Programs	---	---	---
Investigation Costs	---	---	---
Court Costs	---	---	---
Salaries	---	---	---
Professional Services	---	5,500	---
Travel	---	---	---
Training	---	329	---
Other Operating Expenses	---	1,216	---
Capital Expenditures	---	---	---
Non-Profit or Other Programs	---	---	---
Other Expenditures	---	---	---
Total Expenditures	\$---	\$7,045	---
Estimated Value of All Held Property	108,000	\$---	-100.0%
Year-End Balance	108,000	110,000	1.9%

*Entity with no data in 2022 and 2023 has no expenditures to report.

Pine County Sheriff's Office

Expenditures	2022 Expenditures	2023* Expenditures	Percent Change (\$)
Amount Received in the Previous Year	\$8,554	\$8,553	0.0%
Expenditure Categories			
Crime Prevention	\$---	\$---	---
Victim Reparations	---	---	---
Exploited Youth Programs	---	---	---
Trafficking Victim Programs	---	---	---
Investigation Costs	---	---	---
Court Costs	---	---	---
Salaries	---	---	---
Professional Services	---	---	---
Travel	---	---	---
Training	---	---	---
Other Operating Expenses	---	---	---
Capital Expenditures	---	---	---
Non-Profit or Other Programs	---	---	---
Other Expenditures	---	---	---
Total Expenditures	\$---	\$---	---
Estimated Value of All Held Property	---	\$---	---
Year-End Balance	23,844	32,337	35.6%

*Entity with no data in 2022 and 2023 has no expenditures to report.

Pine River Police Department

Expenditures	2022 Expenditures	2023* Expenditures	Percent Change (\$)
Amount Received in the Previous Year	\$---	\$---	---
Expenditure Categories			
Crime Prevention	\$---	\$---	---
Victim Reparations	---	---	---
Exploited Youth Programs	---	---	---
Trafficking Victim Programs	---	---	---
Investigation Costs	---	---	---
Court Costs	---	---	---
Salaries	---	---	---
Professional Services	---	---	---
Travel	---	---	---
Training	---	---	---
Other Operating Expenses	---	---	---
Capital Expenditures	---	---	---
Non-Profit or Other Programs	---	---	---
Other Expenditures	---	---	---
Total Expenditures	\$---	\$---	---
Estimated Value of All Held Property	---	\$---	---
Year-End Balance	---	\$---	---

*Entity with no data in 2022 and 2023 has no expenditures to report.

Pine to Prairie Drug Task Force

Expenditures	2022 Expenditures	2023* Expenditures	Percent Change (\$)
Amount Received in the Previous Year	\$26,353	\$---	-100.0%
Expenditure Categories			
Crime Prevention	\$---	\$---	---
Victim Reparations	---	---	---
Exploited Youth Programs	---	---	---
Trafficking Victim Programs	---	---	---
Investigation Costs	---	---	---
Court Costs	---	---	---
Salaries	---	---	---
Professional Services	---	---	---
Travel	---	---	---
Training	---	---	---
Other Operating Expenses	---	---	---
Capital Expenditures	---	---	---
Non-Profit or Other Programs	---	---	---
Other Expenditures	---	---	---
Total Expenditures	\$---	\$---	---
Estimated Value of All Held Property	---	\$---	---
Year-End Balance	26,353	\$---	-100.0%

*Entity with no data in 2022 and 2023 has no expenditures to report.

Pipestone County Attorney's Office

Expenditures	2022 Expenditures	2023* Expenditures	Percent Change (\$)
Amount Received in the Previous Year	\$1,612	\$501	-68.9%
Expenditure Categories			
Crime Prevention	\$---	\$---	---
Victim Reparations	---	---	---
Exploited Youth Programs	---	---	---
Trafficking Victim Programs	---	---	---
Investigation Costs	---	---	---
Court Costs	---	---	---
Salaries	---	---	---
Professional Services	---	---	---
Travel	---	---	---
Training	---	---	---
Other Operating Expenses	---	---	---
Capital Expenditures	---	---	---
Non-Profit or Other Programs	---	---	---
Other Expenditures	---	---	---
Total Expenditures	\$---	\$---	---
Estimated Value of All Held Property	---	\$---	---
Year-End Balance	1,612	2,115	31.2%

*Entity with no data in 2022 and 2023 has no expenditures to report.

Pipestone County Sheriff's Office

Expenditures	2022 Expenditures	2023* Expenditures	Percent Change (\$)
Amount Received in the Previous Year	\$8,061	\$---	-100.0%
Expenditure Categories			
Crime Prevention	\$---	\$---	---
Victim Reparations	---	---	---
Exploited Youth Programs	---	---	---
Trafficking Victim Programs	---	---	---
Investigation Costs	---	---	---
Court Costs	---	---	---
Salaries	---	---	---
Professional Services	---	---	---
Travel	---	---	---
Training	---	---	---
Other Operating Expenses	---	---	---
Capital Expenditures	17,091	4,000	-76.6%
Non-Profit or Other Programs	---	---	---
Other Expenditures	---	---	---
Total Expenditures	\$17,091	\$4,000	-76.6%
Estimated Value of All Held Property	---	\$---	---
Year-End Balance	35,883	\$---	-100.0%

*Entity with no data in 2022 and 2023 has no expenditures to report.

Plainview Police Department

Expenditures	2022 Expenditures	2023* Expenditures	Percent Change (\$)
Amount Received in the Previous Year	\$---	\$---	---
Expenditure Categories			
Crime Prevention	\$---	\$---	---
Victim Reparations	---	---	---
Exploited Youth Programs	---	---	---
Trafficking Victim Programs	---	---	---
Investigation Costs	---	---	---
Court Costs	---	---	---
Salaries	---	---	---
Professional Services	---	---	---
Travel	---	---	---
Training	---	---	---
Other Operating Expenses	---	---	---
Capital Expenditures	---	---	---
Non-Profit or Other Programs	---	---	---
Other Expenditures	---	---	---
Total Expenditures	\$---	\$---	---
Estimated Value of All Held Property	---	\$---	---
Year-End Balance	---	\$---	---

*Entity with no data in 2022 and 2023 has no expenditures to report.

Plymouth Police Department

Expenditures	2022 Expenditures	2023* Expenditures	Percent Change (\$)
Amount Received in the Previous Year	\$2,600	\$13,970	437.3%
Expenditure Categories			
Crime Prevention	\$---	\$---	---
Victim Reparations	---	---	---
Exploited Youth Programs	---	---	---
Trafficking Victim Programs	---	---	---
Investigation Costs	---	---	---
Court Costs	320	---	-100.0%
Salaries	---	---	---
Professional Services	---	---	---
Travel	---	---	---
Training	---	---	---
Other Operating Expenses	---	---	---
Capital Expenditures	44,698	---	-100.0%
Non-Profit or Other Programs	---	---	---
Other Expenditures	520	5,238	907.3%
Total Expenditures	\$45,538	\$5,238	-88.5%
Estimated Value of All Held Property	---	\$---	---
Year-End Balance	122,151	76,224	-37.6%

*Entity with no data in 2022 and 2023 has no expenditures to report.

Polk County Attorney's Office

Expenditures	2022 Expenditures	2023* Expenditures	Percent Change (\$)
Amount Received in the Previous Year	\$27,688	\$20,337	-26.5%
Expenditure Categories			
Crime Prevention	138	138	---
Victim Reparations	---	---	---
Exploited Youth Programs	---	---	---
Trafficking Victim Programs	---	---	---
Investigation Costs	---	---	---
Court Costs	---	4,988	---
Salaries	---	---	---
Professional Services	---	---	---
Travel	---	---	---
Training	---	---	---
Other Operating Expenses	1,067	1,333	24.9%
Capital Expenditures	4,673	9,632	106.1%
Non-Profit or Other Programs	1,000	1,000	---
Other Expenditures	1,995	---	-100.0%
Total Expenditures	\$8,873	\$17,091	92.6%
Estimated Value of All Held Property	---	\$---	---
Year-End Balance	54,598	58,017	6.3%

*Entity with no data in 2022 and 2023 has no expenditures to report.

Polk County Sheriff's Office

Expenditures	2022 Expenditures	2023* Expenditures	Percent Change (\$)
Amount Received in the Previous Year	\$---	\$5,247	---
Expenditure Categories			
Crime Prevention	\$---	\$---	---
Victim Reparations	---	---	---
Exploited Youth Programs	---	---	---
Trafficking Victim Programs	---	---	---
Investigation Costs	---	---	---
Court Costs	---	---	---
Salaries	---	---	---
Professional Services	---	---	---
Travel	---	---	---
Training	---	---	---
Other Operating Expenses	---	---	---
Capital Expenditures	---	---	---
Non-Profit or Other Programs	---	---	---
Other Expenditures	---	---	---
Total Expenditures	\$---	\$---	---
Estimated Value of All Held Property	\$---	\$---	---
Year-End Balance	\$---	70,243	---

*Entity with no data in 2022 and 2023 has no expenditures to report.

Pope County Attorney's Office

Expenditures	2022 Expenditures	2023* Expenditures	Percent Change (\$)
Amount Received in the Previous Year	\$450	\$---	-100.0%
Expenditure Categories			
Crime Prevention	\$---	\$---	---
Victim Reparations	---	---	---
Exploited Youth Programs	---	---	---
Trafficking Victim Programs	---	---	---
Investigation Costs	---	---	---
Court Costs	---	---	---
Salaries	---	---	---
Professional Services	203	---	-100.0%
Travel	---	---	---
Training	155	---	-100.0%
Other Operating Expenses	---	---	---
Capital Expenditures	---	---	---
Non-Profit or Other Programs	---	---	---
Other Expenditures	---	---	---
Total Expenditures	\$358	\$---	-100.0%
Estimated Value of All Held Property	1,000	202	-79.8%
Year-End Balance	1,381	1,583	14.6%

*Entity with no data in 2022 and 2023 has no expenditures to report.

Pope County Sheriff's Office

Expenditures	2022 Expenditures	2023* Expenditures	Percent Change (\$)
Amount Received in the Previous Year	\$---	\$---	---
Expenditure Categories			
Crime Prevention	\$---	\$---	---
Victim Reparations	---	---	---
Exploited Youth Programs	---	---	---
Trafficking Victim Programs	---	---	---
Investigation Costs	---	---	---
Court Costs	---	---	---
Salaries	---	---	---
Professional Services	---	---	---
Travel	---	---	---
Training	---	---	---
Other Operating Expenses	---	---	---
Capital Expenditures	---	---	---
Non-Profit or Other Programs	---	---	---
Other Expenditures	---	---	---
Total Expenditures	\$---	\$---	---
Estimated Value of All Held Property	---	\$---	---
Year-End Balance	---	\$---	---

*Entity with no data in 2022 and 2023 has no expenditures to report.

Prairie Island Indian Community Police

Expenditures	2022 Expenditures	2023* Expenditures	Percent Change (\$)
Amount Received in the Previous Year	\$---	\$1,375	---
Expenditure Categories			
Crime Prevention	\$---	\$---	---
Victim Reparations	---	---	---
Exploited Youth Programs	---	---	---
Trafficking Victim Programs	---	---	---
Investigation Costs	---	---	---
Court Costs	---	---	---
Salaries	---	---	---
Professional Services	---	---	---
Travel	---	---	---
Training	---	---	---
Other Operating Expenses	---	---	---
Capital Expenditures	---	---	---
Non-Profit or Other Programs	---	---	---
Other Expenditures	---	1,819	---
Total Expenditures	\$---	\$1,819	---
Estimated Value of All Held Property	20,958	3,000	-85.7%
Year-End Balance	950	3,775	297.4%

*Entity with no data in 2022 and 2023 has no expenditures to report.

Preston Police Department

Expenditures	2022 Expenditures	2023* Expenditures	Percent Change (\$)
Amount Received in the Previous Year	\$725	\$---	-100.0%
Expenditure Categories			
Crime Prevention	\$---	\$---	---
Victim Reparations	---	---	---
Exploited Youth Programs	---	---	---
Trafficking Victim Programs	---	---	---
Investigation Costs	---	---	---
Court Costs	---	---	---
Salaries	---	---	---
Professional Services	---	---	---
Travel	---	---	---
Training	---	---	---
Other Operating Expenses	---	---	---
Capital Expenditures	---	---	---
Non-Profit or Other Programs	---	---	---
Other Expenditures	---	---	---
Total Expenditures	\$---	\$---	---
Estimated Value of All Held Property	---	23,000	---
Year-End Balance	725	3,060	322.1%

*Entity with no data in 2022 and 2023 has no expenditures to report.

Princeton Police Department

Expenditures	2022 Expenditures	2023* Expenditures	Percent Change (\$)
Amount Received in the Previous Year	\$8,282	\$3,425	-58.6%
Expenditure Categories			
Crime Prevention	322	240	-25.5%
Victim Reparations	---	---	---
Exploited Youth Programs	---	---	---
Trafficking Victim Programs	---	---	---
Investigation Costs	---	---	---
Court Costs	---	---	---
Salaries	---	---	---
Professional Services	---	---	---
Travel	---	---	---
Training	---	---	---
Other Operating Expenses	102	124	21.6%
Capital Expenditures	470	---	-100.0%
Non-Profit or Other Programs	---	---	---
Other Expenditures	---	---	---
Total Expenditures	\$894	\$364	-59.3%
Estimated Value of All Held Property	---	\$---	---
Year-End Balance	13,206	16,440	24.5%

*Entity with no data in 2022 and 2023 has no expenditures to report.

Prior Lake Police Department

Expenditures	2022 Expenditures	2023* Expenditures	Percent Change (\$)
Amount Received in the Previous Year	\$145,350	\$53,013	-63.5%
Expenditure Categories			
Crime Prevention	\$---	\$---	---
Victim Reparations	---	---	---
Exploited Youth Programs	---	---	---
Trafficking Victim Programs	---	---	---
Investigation Costs	---	---	---
Court Costs	---	---	---
Salaries	---	---	---
Professional Services	---	---	---
Travel	---	---	---
Training	---	2,360	---
Other Operating Expenses	---	13,500	---
Capital Expenditures	36,740	37,153	1.1%
Non-Profit or Other Programs	---	---	---
Other Expenditures	---	---	---
Total Expenditures	\$36,740	\$53,013	44.3%
Estimated Value of All Held Property	---	\$---	---
Year-End Balance	132,967	45,015	-66.1%

*Entity with no data in 2022 and 2023 has no expenditures to report.

Proctor Police Department

Expenditures	2022 Expenditures	2023* Expenditures	Percent Change (\$)
Amount Received in the Previous Year	\$---	\$---	---
Expenditure Categories			
Crime Prevention	\$---	\$---	---
Victim Reparations	---	---	---
Exploited Youth Programs	---	---	---
Trafficking Victim Programs	---	---	---
Investigation Costs	---	---	---
Court Costs	---	---	---
Salaries	---	---	---
Professional Services	---	---	---
Travel	---	---	---
Training	---	---	---
Other Operating Expenses	---	---	---
Capital Expenditures	---	---	---
Non-Profit or Other Programs	---	---	---
Other Expenditures	---	---	---
Total Expenditures	\$---	\$---	---
Estimated Value of All Held Property	---	2,500	---
Year-End Balance	---	\$---	---

*Entity with no data in 2022 and 2023 has no expenditures to report.

Ramsey County Attorney's Office

Expenditures	2022 Expenditures	2023* Expenditures	Percent Change (\$)
Amount Received in the Previous Year	\$99,607	\$63,336	-36.4%
Expenditure Categories			
Crime Prevention	\$---	\$---	---
Victim Reparations	4,683	---	-100.0%
Exploited Youth Programs	---	---	---
Trafficking Victim Programs	---	---	---
Investigation Costs	---	---	---
Court Costs	---	---	---
Salaries	---	---	---
Professional Services	80,000	---	-100.0%
Travel	---	---	---
Training	---	---	---
Other Operating Expenses	---	---	---
Capital Expenditures	---	---	---
Non-Profit or Other Programs	2,000	2,000	---
Other Expenditures	---	---	---
Total Expenditures	\$86,683	\$2,000	-97.7%
Estimated Value of All Held Property	---	\$---	---
Year-End Balance	938,807	1,000,143	6.5%

*Entity with no data in 2022 and 2023 has no expenditures to report.

Ramsey County Sheriff's Office

Expenditures	2022 Expenditures	2023* Expenditures	Percent Change (\$)
Amount Received in the Previous Year	\$51,025	\$12,522	-75.5%
Expenditure Categories			
Crime Prevention	\$---	\$---	---
Victim Reparations	---	---	---
Exploited Youth Programs	---	---	---
Trafficking Victim Programs	---	---	---
Investigation Costs	---	---	---
Court Costs	12,050	---	-100.0%
Salaries	---	---	---
Professional Services	---	---	---
Travel	---	---	---
Training	526	---	-100.0%
Other Operating Expenses	407	2,973	630.5%
Capital Expenditures	135,728	1,699	-98.7%
Non-Profit or Other Programs	---	---	---
Other Expenditures	2,497	---	-100.0%
Total Expenditures	\$151,208	\$4,672	-96.9%
Estimated Value of All Held Property	51,025	\$---	-100.0%
Year-End Balance	64,789	35,356	-45.4%

*Entity with no data in 2022 and 2023 has no expenditures to report.

Ramsey County Violent Crime Enforcement Team

Expenditures	2022 Expenditures	2023* Expenditures	Percent Change (\$)
Amount Received in the Previous Year	\$82,624	\$16,730	-79.8%
Expenditure Categories			
Crime Prevention	4,220	\$---	-100.0%
Victim Reparations	---	---	---
Exploited Youth Programs	---	---	---
Trafficking Victim Programs	---	---	---
Investigation Costs	32,572	1,938	-94.1%
Court Costs	---	---	---
Salaries	---	---	---
Professional Services	---	---	---
Travel	---	---	---
Training	---	---	---
Other Operating Expenses	103,982	28,233	-72.8%
Capital Expenditures	2,962	---	-100.0%
Non-Profit or Other Programs	---	---	---
Other Expenditures	---	---	---
Total Expenditures	\$143,736	\$30,171	-79.0%
Estimated Value of All Held Property	---	\$---	---
Year-End Balance	128,658	50,291	-60.9%

*Entity with no data in 2022 and 2023 has no expenditures to report.

Ramsey Police Department

Expenditures	2022 Expenditures	2023* Expenditures	Percent Change (\$)
Amount Received in the Previous Year	\$1,485	\$10,724	622.2%
Expenditure Categories			
Crime Prevention	\$---	\$---	---
Victim Reparations	---	---	---
Exploited Youth Programs	---	---	---
Trafficking Victim Programs	---	---	---
Investigation Costs	---	93	---
Court Costs	261	1,803	590.8%
Salaries	---	---	---
Professional Services	---	---	---
Travel	---	---	---
Training	---	2,022	---
Other Operating Expenses	19	755	3873.7%
Capital Expenditures	10,021	---	-100.0%
Non-Profit or Other Programs	---	---	---
Other Expenditures	---	---	---
Total Expenditures	\$10,301	\$4,673	-54.6%
Estimated Value of All Held Property	67,450	\$---	-100.0%
Year-End Balance	19,699	17,172	-12.8%

*Entity with no data in 2022 and 2023 has no expenditures to report.

Red Lake County Attorney's Office

Expenditures	2022 Expenditures	2023* Expenditures	Percent Change (\$)
Amount Received in the Previous Year	\$---	\$---	---
Expenditure Categories			
Crime Prevention	\$---	\$---	---
Victim Reparations	---	---	---
Exploited Youth Programs	---	---	---
Trafficking Victim Programs	---	---	---
Investigation Costs	---	---	---
Court Costs	---	---	---
Salaries	---	---	---
Professional Services	---	---	---
Travel	---	---	---
Training	---	---	---
Other Operating Expenses	---	---	---
Capital Expenditures	---	---	---
Non-Profit or Other Programs	---	---	---
Other Expenditures	---	---	---
Total Expenditures	\$---	\$---	---
Estimated Value of All Held Property	---	\$---	---
Year-End Balance	864	1,384	60.2%

*Entity with no data in 2022 and 2023 has no expenditures to report.

Red Lake County Sheriff's Office

Expenditures	2022 Expenditures	2023* Expenditures	Percent Change (\$)
Amount Received in the Previous Year	\$---	\$---	---
Expenditure Categories			
Crime Prevention	\$---	\$---	---
Victim Reparations	---	---	---
Exploited Youth Programs	---	---	---
Trafficking Victim Programs	---	---	---
Investigation Costs	---	---	---
Court Costs	---	---	---
Salaries	---	---	---
Professional Services	---	---	---
Travel	---	---	---
Training	---	---	---
Other Operating Expenses	---	---	---
Capital Expenditures	---	---	---
Non-Profit or Other Programs	---	---	---
Other Expenditures	---	---	---
Total Expenditures	\$---	\$---	---
Estimated Value of All Held Property	---	\$---	---
Year-End Balance	---	\$---	---

*Entity with no data in 2022 and 2023 has no expenditures to report.

Red Wing Police Department

Expenditures	2022 Expenditures	2023* Expenditures	Percent Change (\$)
Amount Received in the Previous Year	\$---	\$1,640	---
Expenditure Categories			
Crime Prevention	\$---	\$---	---
Victim Reparations	---	---	---
Exploited Youth Programs	---	---	---
Trafficking Victim Programs	---	---	---
Investigation Costs	---	---	---
Court Costs	---	---	---
Salaries	---	---	---
Professional Services	---	---	---
Travel	---	---	---
Training	---	---	---
Other Operating Expenses	---	---	---
Capital Expenditures	2,638	---	-100.0%
Non-Profit or Other Programs	---	---	---
Other Expenditures	1,920	409	-78.7%
Total Expenditures	\$4,558	\$409	-91.0%
Estimated Value of All Held Property	1,000	\$---	-100.0%
Year-End Balance	1,640	2,790	70.1%

*Entity with no data in 2022 and 2023 has no expenditures to report.

Redwood County Attorney's Office

Expenditures	2022 Expenditures	2023* Expenditures	Percent Change (\$)
Amount Received in the Previous Year	\$3,192	\$6,490	103.3%
Expenditure Categories			
Crime Prevention	\$---	\$---	---
Victim Reparations	---	---	---
Exploited Youth Programs	---	---	---
Trafficking Victim Programs	---	---	---
Investigation Costs	---	---	---
Court Costs	---	---	---
Salaries	---	---	---
Professional Services	---	---	---
Travel	---	---	---
Training	---	1,023	---
Other Operating Expenses	---	---	---
Capital Expenditures	---	---	---
Non-Profit or Other Programs	---	---	---
Other Expenditures	---	---	---
Total Expenditures	\$---	\$1,023	---
Estimated Value of All Held Property	---	\$---	---
Year-End Balance	41,582	47,049	13.1%

*Entity with no data in 2022 and 2023 has no expenditures to report.

Redwood County Sheriff's Office

Expenditures	2022 Expenditures	2023* Expenditures	Percent Change (\$)
Amount Received in the Previous Year	\$---	\$22,400	---
Expenditure Categories			
Crime Prevention	\$---	\$---	---
Victim Reparations	---	---	---
Exploited Youth Programs	---	---	---
Trafficking Victim Programs	---	---	---
Investigation Costs	---	3,268	---
Court Costs	---	5,740	---
Salaries	---	---	---
Professional Services	---	---	---
Travel	---	---	---
Training	---	---	---
Other Operating Expenses	---	---	---
Capital Expenditures	---	---	---
Non-Profit or Other Programs	---	---	---
Other Expenditures	---	---	---
Total Expenditures	\$---	\$9,008	---
Estimated Value of All Held Property	---	\$---	---
Year-End Balance	---	\$---	---

*Entity with no data in 2022 and 2023 has no expenditures to report.

Redwood Falls Police Department

Expenditures	2022 Expenditures	2023* Expenditures	Percent Change (\$)
Amount Received in the Previous Year	\$17,290	\$276	-98.4%
Expenditure Categories			
Crime Prevention	\$---	\$---	---
Victim Reparations	---	---	---
Exploited Youth Programs	---	---	---
Trafficking Victim Programs	---	---	---
Investigation Costs	---	---	---
Court Costs	---	---	---
Salaries	---	---	---
Professional Services	220	---	-100.0%
Travel	---	---	---
Training	---	---	---
Other Operating Expenses	11	---	-100.0%
Capital Expenditures	---	---	---
Non-Profit or Other Programs	---	---	---
Other Expenditures	---	847	---
Total Expenditures	\$231	\$847	266.7%
Estimated Value of All Held Property	17,400	15,000	-13.8%
Year-End Balance	27,338	26,769	-2.1%

*Entity with no data in 2022 and 2023 has no expenditures to report.

Renville County Attorney's Office

Expenditures	2022 Expenditures	2023* Expenditures	Percent Change (\$)
Amount Received in the Previous Year	\$2,477	\$11,115	348.7%
Expenditure Categories			
Crime Prevention	\$---	\$---	---
Victim Reparations	---	---	---
Exploited Youth Programs	---	---	---
Trafficking Victim Programs	---	---	---
Investigation Costs	---	---	---
Court Costs	80	---	-100.0%
Salaries	---	---	---
Professional Services	---	---	---
Travel	---	---	---
Training	---	---	---
Other Operating Expenses	---	---	---
Capital Expenditures	---	---	---
Non-Profit or Other Programs	---	---	---
Other Expenditures	---	---	---
Total Expenditures	\$80	\$---	-100.0%
Estimated Value of All Held Property	---	\$---	---
Year-End Balance	2,477	13,746	454.9%

*Entity with no data in 2022 and 2023 has no expenditures to report.

Renville County Sheriff's Office

Expenditures	2022 Expenditures	2023* Expenditures	Percent Change (\$)
Amount Received in the Previous Year	\$13,162	\$1,950	-85.2%
Expenditure Categories			
Crime Prevention	\$---	\$---	---
Victim Reparations	---	---	---
Exploited Youth Programs	---	---	---
Trafficking Victim Programs	---	---	---
Investigation Costs	---	---	---
Court Costs	---	---	---
Salaries	---	---	---
Professional Services	---	---	---
Travel	---	---	---
Training	---	---	---
Other Operating Expenses	---	---	---
Capital Expenditures	---	---	---
Non-Profit or Other Programs	---	---	---
Other Expenditures	13,600	9,971	-26.7%
Total Expenditures	\$13,600	\$9,971	-26.7%
Estimated Value of All Held Property	---	\$---	---
Year-End Balance	---	\$---	---

*Entity with no data in 2022 and 2023 has no expenditures to report.

Renville Police Department

Expenditures	2022 Expenditures	2023* Expenditures	Percent Change (\$)
Amount Received in the Previous Year	\$---	\$---	---
Expenditure Categories			
Crime Prevention	\$---	\$---	---
Victim Reparations	---	---	---
Exploited Youth Programs	---	---	---
Trafficking Victim Programs	---	---	---
Investigation Costs	---	---	---
Court Costs	---	---	---
Salaries	---	---	---
Professional Services	---	---	---
Travel	---	---	---
Training	---	---	---
Other Operating Expenses	---	---	---
Capital Expenditures	---	---	---
Non-Profit or Other Programs	---	---	---
Other Expenditures	---	---	---
Total Expenditures	\$---	\$---	---
Estimated Value of All Held Property	---	\$---	---
Year-End Balance	---	\$---	---

*Entity with no data in 2022 and 2023 has no expenditures to report.

Rice County Attorney's Office

Expenditures	2022 Expenditures	2023* Expenditures	Percent Change (\$)
Amount Received in the Previous Year	\$15,252	\$19,673	29.0%
Expenditure Categories			
Crime Prevention	\$---	\$---	---
Victim Reparations	---	---	---
Exploited Youth Programs	---	---	---
Trafficking Victim Programs	---	---	---
Investigation Costs	---	---	---
Court Costs	---	---	---
Salaries	---	---	---
Professional Services	2,395	---	-100.0%
Travel	3,002	---	-100.0%
Training	---	1,250	---
Other Operating Expenses	750	10	-98.7%
Capital Expenditures	---	4,775	---
Non-Profit or Other Programs	1,000	---	-100.0%
Other Expenditures	360	---	-100.0%
Total Expenditures	\$7,507	\$6,035	-19.6%
Estimated Value of All Held Property	10,000	10,000	---
Year-End Balance	132,902	142,717	7.4%

*Entity with no data in 2022 and 2023 has no expenditures to report.

Rice County Sheriff's Office

Expenditures	2022 Expenditures	2023* Expenditures	Percent Change (\$)
Amount Received in the Previous Year	\$32,416	\$4,780	-85.3%
Expenditure Categories			
Crime Prevention	\$---	\$---	---
Victim Reparations	---	---	---
Exploited Youth Programs	---	---	---
Trafficking Victim Programs	---	---	---
Investigation Costs	---	---	---
Court Costs	---	---	---
Salaries	---	---	---
Professional Services	---	---	---
Travel	---	635	---
Training	---	5,600	---
Other Operating Expenses	---	---	---
Capital Expenditures	1,725	4,535	162.9%
Non-Profit or Other Programs	---	---	---
Other Expenditures	---	---	---
Total Expenditures	\$1,725	\$10,770	524.3%
Estimated Value of All Held Property	77,019	71,007	-7.8%
Year-End Balance	69,422	58,778	-15.3%

*Entity with no data in 2022 and 2023 has no expenditures to report.

Rice Police Department

Expenditures	2022 Expenditures	2023* Expenditures	Percent Change (\$)
Amount Received in the Previous Year	\$3,250	\$---	-100.0%
Expenditure Categories			
Crime Prevention	\$---	\$---	---
Victim Reparations	---	---	---
Exploited Youth Programs	---	---	---
Trafficking Victim Programs	---	---	---
Investigation Costs	---	---	---
Court Costs	975	---	-100.0%
Salaries	---	---	---
Professional Services	275	---	-100.0%
Travel	---	---	---
Training	---	---	---
Other Operating Expenses	---	---	---
Capital Expenditures	---	---	---
Non-Profit or Other Programs	---	---	---
Other Expenditures	---	---	---
Total Expenditures	\$1,250	\$---	-100.0%
Estimated Value of All Held Property	---	\$---	---
Year-End Balance	2,000	\$---	-100.0%

*Entity with no data in 2022 and 2023 has no expenditures to report.

Richfield Police Department

Expenditures	2022 Expenditures	2023* Expenditures	Percent Change (\$)
Amount Received in the Previous Year	\$38,840	\$8,136	-79.1%
Expenditure Categories			
Crime Prevention	\$---	\$---	---
Victim Reparations	---	---	---
Exploited Youth Programs	---	---	---
Trafficking Victim Programs	---	---	---
Investigation Costs	---	---	---
Court Costs	---	---	---
Salaries	---	---	---
Professional Services	---	---	---
Travel	---	---	---
Training	---	---	---
Other Operating Expenses	---	---	---
Capital Expenditures	46,221	---	-100.0%
Non-Profit or Other Programs	---	---	---
Other Expenditures	---	---	---
Total Expenditures	\$46,221	\$---	-100.0%
Estimated Value of All Held Property	---	\$---	---
Year-End Balance	---	8,136	---

*Entity with no data in 2022 and 2023 has no expenditures to report.

Robbinsdale Police Department

Expenditures	2022 Expenditures	2023* Expenditures	Percent Change (\$)
Amount Received in the Previous Year	\$30,755	\$12,500	-59.4%
Expenditure Categories			
Crime Prevention	\$---	\$---	---
Victim Reparations	---	---	---
Exploited Youth Programs	---	---	---
Trafficking Victim Programs	---	---	---
Investigation Costs	---	13,972	---
Court Costs	---	---	---
Salaries	10,000	13,972	39.7%
Professional Services	---	---	---
Travel	2,400	---	-100.0%
Training	---	---	---
Other Operating Expenses	2,951	4,498	52.4%
Capital Expenditures	---	---	---
Non-Profit or Other Programs	---	---	---
Other Expenditures	---	11,000	---
Total Expenditures	\$15,351	\$43,442	183.0%
Estimated Value of All Held Property	---	\$---	---
Year-End Balance	15,404	14,064	-8.7%

*Entity with no data in 2022 and 2023 has no expenditures to report.

Rochester Police Department

Expenditures	2022 Expenditures	2023* Expenditures	Percent Change (\$)
Amount Received in the Previous Year	\$86,286	\$21,494	-75.1%
Expenditure Categories			
Crime Prevention	24,000	8,000	-66.7%
Victim Reparations	---	---	---
Exploited Youth Programs	---	---	---
Trafficking Victim Programs	---	---	---
Investigation Costs	9,980	38,484	285.6%
Court Costs	---	3,780	---
Salaries	---	---	---
Professional Services	---	---	---
Travel	---	6,728	---
Training	---	---	---
Other Operating Expenses	---	618	---
Capital Expenditures	---	54,180	---
Non-Profit or Other Programs	---	---	---
Other Expenditures	---	---	---
Total Expenditures	\$33,980	\$111,790	229.0%
Estimated Value of All Held Property	1,025,000	2,030,000	98.0%
Year-End Balance	291,482	292,282	0.3%

*Entity with no data in 2022 and 2023 has no expenditures to report.

Rock County Attorney's Office

Expenditures	2022 Expenditures	2023* Expenditures	Percent Change (\$)
Amount Received in the Previous Year	\$---	\$423	---
Expenditure Categories			
Crime Prevention	\$---	\$---	---
Victim Reparations	---	---	---
Exploited Youth Programs	---	---	---
Trafficking Victim Programs	---	---	---
Investigation Costs	---	---	---
Court Costs	---	---	---
Salaries	---	---	---
Professional Services	---	---	---
Travel	---	---	---
Training	---	---	---
Other Operating Expenses	---	---	---
Capital Expenditures	1,060	868	-18.1%
Non-Profit or Other Programs	773	466	-39.7%
Other Expenditures	---	---	---
Total Expenditures	\$1,833	\$1,334	-27.2%
Estimated Value of All Held Property	---	\$---	---
Year-End Balance	26,758	27,181	1.6%

*Entity with no data in 2022 and 2023 has no expenditures to report.

Rock County Sheriff's Office

Expenditures	2022 Expenditures	2023* Expenditures	Percent Change (\$)
Amount Received in the Previous Year	\$---	\$---	---
Expenditure Categories			
Crime Prevention	\$---	\$---	---
Victim Reparations	---	---	---
Exploited Youth Programs	---	---	---
Trafficking Victim Programs	---	---	---
Investigation Costs	---	---	---
Court Costs	---	---	---
Salaries	---	---	---
Professional Services	---	---	---
Travel	---	---	---
Training	---	---	---
Other Operating Expenses	---	---	---
Capital Expenditures	---	---	---
Non-Profit or Other Programs	---	---	---
Other Expenditures	---	---	---
Total Expenditures	\$---	\$---	---
Estimated Value of All Held Property	---	\$---	---
Year-End Balance	---	\$---	---

*Entity with no data in 2022 and 2023 has no expenditures to report.

Rogers Police Department

Expenditures	2022 Expenditures	2023* Expenditures	Percent Change (\$)
Amount Received in the Previous Year	\$1,758	\$500	-71.6%
Expenditure Categories			
Crime Prevention	\$---	\$---	---
Victim Reparations	---	---	---
Exploited Youth Programs	---	---	---
Trafficking Victim Programs	---	---	---
Investigation Costs	---	---	---
Court Costs	---	---	---
Salaries	---	---	---
Professional Services	---	---	---
Travel	---	---	---
Training	---	---	---
Other Operating Expenses	---	---	---
Capital Expenditures	---	---	---
Non-Profit or Other Programs	---	---	---
Other Expenditures	10,165	---	-100.0%
Total Expenditures	\$10,165	\$---	-100.0%
Estimated Value of All Held Property	14,500	12,900	-11.0%
Year-End Balance	20,524	21,586	5.2%

*Entity with no data in 2022 and 2023 has no expenditures to report.

Roseau County Attorney's Office

Expenditures	2022 Expenditures	2023* Expenditures	Percent Change (\$)
Amount Received in the Previous Year	\$431	\$266	-38.3%
Expenditure Categories			
Crime Prevention	\$---	\$---	---
Victim Reparations	---	---	---
Exploited Youth Programs	---	---	---
Trafficking Victim Programs	---	---	---
Investigation Costs	---	---	---
Court Costs	---	---	---
Salaries	---	---	---
Professional Services	---	---	---
Travel	---	---	---
Training	---	---	---
Other Operating Expenses	---	---	---
Capital Expenditures	---	---	---
Non-Profit or Other Programs	---	---	---
Other Expenditures	---	---	---
Total Expenditures	\$---	\$---	---
Estimated Value of All Held Property	---	\$---	---
Year-End Balance	9,078	9,343	2.9%

*Entity with no data in 2022 and 2023 has no expenditures to report.

Roseau County Sheriff's Office

Expenditures	2022 Expenditures	2023* Expenditures	Percent Change (\$)
Amount Received in the Previous Year	\$---	\$---	---
Expenditure Categories			
Crime Prevention	\$---	\$---	---
Victim Reparations	---	---	---
Exploited Youth Programs	---	---	---
Trafficking Victim Programs	---	---	---
Investigation Costs	---	---	---
Court Costs	---	---	---
Salaries	---	---	---
Professional Services	---	---	---
Travel	---	---	---
Training	---	---	---
Other Operating Expenses	---	---	---
Capital Expenditures	---	---	---
Non-Profit or Other Programs	---	---	---
Other Expenditures	---	---	---
Total Expenditures	\$---	\$---	---
Estimated Value of All Held Property	---	\$---	---
Year-End Balance	---	\$---	---

*Entity with no data in 2022 and 2023 has no expenditures to report.

Roseau Police Department

Expenditures	2022 Expenditures	2023* Expenditures	Percent Change (\$)
Amount Received in the Previous Year	\$---	\$---	---
Expenditure Categories			
Crime Prevention	\$---	\$---	---
Victim Reparations	---	---	---
Exploited Youth Programs	---	---	---
Trafficking Victim Programs	---	---	---
Investigation Costs	---	---	---
Court Costs	---	---	---
Salaries	---	---	---
Professional Services	---	---	---
Travel	---	---	---
Training	---	---	---
Other Operating Expenses	---	---	---
Capital Expenditures	---	---	---
Non-Profit or Other Programs	---	---	---
Other Expenditures	---	---	---
Total Expenditures	\$---	\$---	---
Estimated Value of All Held Property	---	\$---	---
Year-End Balance	---	\$---	---

*Entity with no data in 2022 and 2023 has no expenditures to report.

Rosemount Police Department

Expenditures	2022 Expenditures	2023* Expenditures	Percent Change (\$)
Amount Received in the Previous Year	\$16,332	\$---	-100.0%
Expenditure Categories			
Crime Prevention	\$---	\$---	---
Victim Reparations	---	---	---
Exploited Youth Programs	---	---	---
Trafficking Victim Programs	---	---	---
Investigation Costs	---	---	---
Court Costs	---	---	---
Salaries	---	---	---
Professional Services	4,654	---	-100.0%
Travel	---	---	---
Training	1,425	---	-100.0%
Other Operating Expenses	---	---	---
Capital Expenditures	1,443	---	-100.0%
Non-Profit or Other Programs	---	---	---
Other Expenditures	---	---	---
Total Expenditures	\$7,522	\$---	-100.0%
Estimated Value of All Held Property	67,200	127,625	89.9%
Year-End Balance	52,571	52,783	0.4%

*Entity with no data in 2022 and 2023 has no expenditures to report.

Roseville Police Department

Expenditures	2022 Expenditures	2023* Expenditures	Percent Change (\$)
Amount Received in the Previous Year	\$2,000	\$---	-100.0%
Expenditure Categories			
Crime Prevention	\$---	\$---	---
Victim Reparations	---	---	---
Exploited Youth Programs	---	---	---
Trafficking Victim Programs	---	---	---
Investigation Costs	6,988	---	-100.0%
Court Costs	---	---	---
Salaries	---	---	---
Professional Services	4,768	---	-100.0%
Travel	764	---	-100.0%
Training	---	---	---
Other Operating Expenses	856	---	-100.0%
Capital Expenditures	29,254	---	-100.0%
Non-Profit or Other Programs	---	---	---
Other Expenditures	---	---	---
Total Expenditures	\$42,630	\$---	-100.0%
Estimated Value of All Held Property	---	\$---	---
Year-End Balance	309,463	\$---	-100.0%

*Entity with no data in 2022 and 2023 has no expenditures to report.

Royalton Police Department

Expenditures	2022 Expenditures	2023* Expenditures	Percent Change (\$)
Amount Received in the Previous Year	\$1,900	\$---	-100.0%
Expenditure Categories			
Crime Prevention	\$---	\$---	---
Victim Reparations	---	---	---
Exploited Youth Programs	---	---	---
Trafficking Victim Programs	---	---	---
Investigation Costs	---	---	---
Court Costs	---	---	---
Salaries	---	---	---
Professional Services	---	---	---
Travel	---	---	---
Training	---	---	---
Other Operating Expenses	---	---	---
Capital Expenditures	---	---	---
Non-Profit or Other Programs	---	---	---
Other Expenditures	---	---	---
Total Expenditures	\$---	\$---	---
Estimated Value of All Held Property	---	\$---	---
Year-End Balance	1,900	\$---	-100.0%

*Entity with no data in 2022 and 2023 has no expenditures to report.

Rushford Police Department

Expenditures	2022 Expenditures	2023* Expenditures	Percent Change (\$)
Amount Received in the Previous Year	\$---	\$---	---
Expenditure Categories			
Crime Prevention	\$---	\$---	---
Victim Reparations	---	---	---
Exploited Youth Programs	---	---	---
Trafficking Victim Programs	---	---	---
Investigation Costs	---	---	---
Court Costs	---	---	---
Salaries	---	---	---
Professional Services	---	---	---
Travel	---	---	---
Training	---	---	---
Other Operating Expenses	---	---	---
Capital Expenditures	---	---	---
Non-Profit or Other Programs	---	---	---
Other Expenditures	---	---	---
Total Expenditures	\$---	\$---	---
Estimated Value of All Held Property	---	\$---	---
Year-End Balance	---	\$---	---

*Entity with no data in 2022 and 2023 has no expenditures to report.

Saint Anthony Police Department

Expenditures	2022 Expenditures	2023* Expenditures	Percent Change (\$)
Amount Received in the Previous Year	\$29,247	\$9,051	-69.1%
Expenditure Categories			
Crime Prevention	\$---	\$---	---
Victim Reparations	---	---	---
Exploited Youth Programs	---	---	---
Trafficking Victim Programs	---	---	---
Investigation Costs	---	---	---
Court Costs	---	116	---
Salaries	---	---	---
Professional Services	---	---	---
Travel	---	---	---
Training	4,000	5,000	25.0%
Other Operating Expenses	896	---	-100.0%
Capital Expenditures	7,815	17,531	124.3%
Non-Profit or Other Programs	---	---	---
Other Expenditures	---	---	---
Total Expenditures	\$12,711	\$22,647	78.2%
Estimated Value of All Held Property	---	\$---	---
Year-End Balance	70,928	55,792	-21.3%

*Entity with no data in 2022 and 2023 has no expenditures to report.

Saint Charles Police Department

Expenditures	2022 Expenditures	2023* Expenditures	Percent Change (\$)
Amount Received in the Previous Year	\$---	\$---	---
Expenditure Categories			
Crime Prevention	\$---	\$---	---
Victim Reparations	---	---	---
Exploited Youth Programs	---	---	---
Trafficking Victim Programs	---	---	---
Investigation Costs	---	---	---
Court Costs	---	---	---
Salaries	---	---	---
Professional Services	---	---	---
Travel	---	---	---
Training	---	---	---
Other Operating Expenses	---	---	---
Capital Expenditures	---	---	---
Non-Profit or Other Programs	---	---	---
Other Expenditures	---	---	---
Total Expenditures	\$---	\$---	---
Estimated Value of All Held Property	---	\$---	---
Year-End Balance	---	\$---	---

*Entity with no data in 2022 and 2023 has no expenditures to report.

Saint Cloud Police Department

Expenditures	2022 Expenditures	2023* Expenditures	Percent Change (\$)
Amount Received in the Previous Year	\$36,998	\$25,782	-30.3%
Expenditure Categories			
Crime Prevention	\$---	\$---	---
Victim Reparations	---	---	---
Exploited Youth Programs	---	---	---
Trafficking Victim Programs	---	---	---
Investigation Costs	630	---	-100.0%
Court Costs	---	---	---
Salaries	---	---	---
Professional Services	---	---	---
Travel	---	---	---
Training	---	---	---
Other Operating Expenses	3,946	7,306	85.1%
Capital Expenditures	30,000	35,447	18.2%
Non-Profit or Other Programs	---	---	---
Other Expenditures	276	---	-100.0%
Total Expenditures	\$34,852	\$42,753	22.7%
Estimated Value of All Held Property	83,133	130,317	56.8%
Year-End Balance	90,875	65,423	-28.0%

*Entity with no data in 2022 and 2023 has no expenditures to report.

Saint Francis Police Department

Expenditures	2022 Expenditures	2023* Expenditures	Percent Change (\$)
Amount Received in the Previous Year	\$14,526	\$7,178	-50.6%
Expenditure Categories			
Crime Prevention	\$---	581	---
Victim Reparations	---	---	---
Exploited Youth Programs	---	---	---
Trafficking Victim Programs	---	---	---
Investigation Costs	---	---	---
Court Costs	2,390	---	-100.0%
Salaries	---	---	---
Professional Services	---	---	---
Travel	---	---	---
Training	---	---	---
Other Operating Expenses	---	---	---
Capital Expenditures	1,430	16,117	1027.1%
Non-Profit or Other Programs	---	---	---
Other Expenditures	---	---	---
Total Expenditures	\$3,820	\$16,698	337.1%
Estimated Value of All Held Property	3,500	2,800	-20.0%
Year-End Balance	11,982	1,840	-84.6%

*Entity with no data in 2022 and 2023 has no expenditures to report.

Saint James Police Department

Expenditures	2022 Expenditures	2023* Expenditures	Percent Change (\$)
Amount Received in the Previous Year	\$---	\$5,250	---
Expenditure Categories			
Crime Prevention	\$---	\$---	---
Victim Reparations	---	---	---
Exploited Youth Programs	---	---	---
Trafficking Victim Programs	---	---	---
Investigation Costs	---	---	---
Court Costs	1,685	---	-100.0%
Salaries	---	---	---
Professional Services	75	---	-100.0%
Travel	---	---	---
Training	1,969	---	-100.0%
Other Operating Expenses	---	---	---
Capital Expenditures	3,761	4,958	31.8%
Non-Profit or Other Programs	---	---	---
Other Expenditures	---	---	---
Total Expenditures	\$7,490	\$4,958	-33.8%
Estimated Value of All Held Property	---	1,500	---
Year-End Balance	---	292	---

*Entity with no data in 2022 and 2023 has no expenditures to report.

Saint Joseph Police Department

Expenditures	2022 Expenditures	2023* Expenditures	Percent Change (\$)
Amount Received in the Previous Year	\$11,052	\$891	-91.9%
Expenditure Categories			
Crime Prevention	\$---	\$---	---
Victim Reparations	---	---	---
Exploited Youth Programs	---	---	---
Trafficking Victim Programs	---	---	---
Investigation Costs	---	---	---
Court Costs	---	63	---
Salaries	---	---	---
Professional Services	---	---	---
Travel	---	---	---
Training	---	---	---
Other Operating Expenses	---	---	---
Capital Expenditures	---	---	---
Non-Profit or Other Programs	---	---	---
Other Expenditures	---	76	---
Total Expenditures	\$---	\$139	---
Estimated Value of All Held Property	---	24,250	---
Year-End Balance	11,052	55,543	402.6%

*Entity with no data in 2022 and 2023 has no expenditures to report.

Saint Louis County Attorney's Office

Expenditures	2022 Expenditures	2023* Expenditures	Percent Change (\$)
Amount Received in the Previous Year	\$26,400	\$50,047	89.6%
Expenditure Categories			
Crime Prevention	\$---	10,000	---
Victim Reparations	---	---	---
Exploited Youth Programs	---	20,000	---
Trafficking Victim Programs	---	---	---
Investigation Costs	---	---	---
Court Costs	---	---	---
Salaries	---	---	---
Professional Services	---	---	---
Travel	---	---	---
Training	---	---	---
Other Operating Expenses	---	---	---
Capital Expenditures	---	---	---
Non-Profit or Other Programs	28,500	1,000	-96.5%
Other Expenditures	11,700	2,700	-76.9%
Total Expenditures	\$40,200	\$33,700	-16.2%
Estimated Value of All Held Property	---	\$---	---
Year-End Balance	134,502	150,849	12.2%

*Entity with no data in 2022 and 2023 has no expenditures to report.

Saint Louis County Sheriff's Office

Expenditures	2022 Expenditures	2023* Expenditures	Percent Change (\$)
Amount Received in the Previous Year	\$14,335	\$18,331	27.9%
Expenditure Categories			
Crime Prevention	\$---	\$---	---
Victim Reparations	---	---	---
Exploited Youth Programs	---	---	---
Trafficking Victim Programs	---	---	---
Investigation Costs	---	---	---
Court Costs	---	---	---
Salaries	---	---	---
Professional Services	---	---	---
Travel	---	---	---
Training	---	---	---
Other Operating Expenses	---	---	---
Capital Expenditures	---	28,411	---
Non-Profit or Other Programs	---	19,000	---
Other Expenditures	---	5,551	---
Total Expenditures	\$---	\$52,962	---
Estimated Value of All Held Property	54,000	172,874	220.1%
Year-End Balance	149,512	91,471	-38.8%

*Entity with no data in 2022 and 2023 has no expenditures to report.

Saint Louis Park Police Department

Expenditures	2022 Expenditures	2023* Expenditures	Percent Change (\$)
Amount Received in the Previous Year	\$---	\$---	---
Expenditure Categories			
Crime Prevention	\$---	\$---	---
Victim Reparations	---	---	---
Exploited Youth Programs	---	---	---
Trafficking Victim Programs	---	---	---
Investigation Costs	---	---	---
Court Costs	---	---	---
Salaries	---	---	---
Professional Services	---	---	---
Travel	---	---	---
Training	---	---	---
Other Operating Expenses	---	---	---
Capital Expenditures	4,572	---	-100.0%
Non-Profit or Other Programs	---	---	---
Other Expenditures	---	---	---
Total Expenditures	\$4,572	\$---	-100.0%
Estimated Value of All Held Property	---	\$---	---
Year-End Balance	135,422	204,322	50.9%

*Entity with no data in 2022 and 2023 has no expenditures to report.

Saint Paul Park Police Department

Expenditures	2022 Expenditures	2023* Expenditures	Percent Change (\$)
Amount Received in the Previous Year	\$---	\$---	---
Expenditure Categories			
Crime Prevention	\$---	\$---	---
Victim Reparations	---	---	---
Exploited Youth Programs	---	---	---
Trafficking Victim Programs	---	---	---
Investigation Costs	---	---	---
Court Costs	---	---	---
Salaries	---	---	---
Professional Services	---	---	---
Travel	---	---	---
Training	2,471	1,744	-29.4%
Other Operating Expenses	---	---	---
Capital Expenditures	---	---	---
Non-Profit or Other Programs	---	---	---
Other Expenditures	---	---	---
Total Expenditures	\$2,471	\$1,744	-29.4%
Estimated Value of All Held Property	---	\$---	---
Year-End Balance	---	15,410	---

*Entity with no data in 2022 and 2023 has no expenditures to report.

Saint Paul Police Department

Expenditures	2022 Expenditures	2023* Expenditures	Percent Change (\$)
Amount Received in the Previous Year	\$104,563	\$149,672	43.1%
Expenditure Categories			
Crime Prevention	\$---	\$---	---
Victim Reparations	---	---	---
Exploited Youth Programs	---	---	---
Trafficking Victim Programs	---	---	---
Investigation Costs	248	447	80.2%
Court Costs	---	---	---
Salaries	---	---	---
Professional Services	---	---	---
Travel	---	---	---
Training	---	---	---
Other Operating Expenses	---	---	---
Capital Expenditures	65,560	20,855	-68.2%
Non-Profit or Other Programs	---	---	---
Other Expenditures	---	---	---
Total Expenditures	\$65,808	\$21,302	-67.6%
Estimated Value of All Held Property	37,462	37,462	---
Year-End Balance	686,056	759,761	10.7%

*Entity with no data in 2022 and 2023 has no expenditures to report.

Saint Peter Police Department

Expenditures	2022 Expenditures	2023* Expenditures	Percent Change (\$)
Amount Received in the Previous Year	\$---	\$---	---
Expenditure Categories			
Crime Prevention	\$---	\$---	---
Victim Reparations	---	---	---
Exploited Youth Programs	---	---	---
Trafficking Victim Programs	---	---	---
Investigation Costs	---	---	---
Court Costs	---	---	---
Salaries	---	---	---
Professional Services	---	---	---
Travel	---	---	---
Training	---	---	---
Other Operating Expenses	---	---	---
Capital Expenditures	---	---	---
Non-Profit or Other Programs	---	---	---
Other Expenditures	---	---	---
Total Expenditures	\$---	\$---	---
Estimated Value of All Held Property	4,000	16,000	300.0%
Year-End Balance	---	\$---	---

*Entity with no data in 2022 and 2023 has no expenditures to report.

Sartell Police Department

Expenditures	2022 Expenditures	2023* Expenditures	Percent Change (\$)
Amount Received in the Previous Year	\$---	\$---	---
Expenditure Categories			
Crime Prevention	\$---	\$---	---
Victim Reparations	---	---	---
Exploited Youth Programs	---	---	---
Trafficking Victim Programs	---	---	---
Investigation Costs	---	---	---
Court Costs	---	---	---
Salaries	---	---	---
Professional Services	---	---	---
Travel	---	---	---
Training	---	---	---
Other Operating Expenses	---	---	---
Capital Expenditures	---	---	---
Non-Profit or Other Programs	---	---	---
Other Expenditures	---	---	---
Total Expenditures	\$---	\$---	---
Estimated Value of All Held Property	37,086	50,000	34.8%
Year-End Balance	47,399	54,284	14.5%

*Entity with no data in 2022 and 2023 has no expenditures to report.

Sauk Centre Police Department

Expenditures	2022 Expenditures	2023* Expenditures	Percent Change (\$)
Amount Received in the Previous Year	\$16,507	\$43,311	162.4%
Expenditure Categories			
Crime Prevention	5,071	\$---	-100.0%
Victim Reparations	---	---	---
Exploited Youth Programs	---	---	---
Trafficking Victim Programs	---	---	---
Investigation Costs	---	---	---
Court Costs	4,925	13,539	174.9%
Salaries	---	---	---
Professional Services	60	---	-100.0%
Travel	---	---	---
Training	---	2,674	---
Other Operating Expenses	853	1,772	107.7%
Capital Expenditures	---	---	---
Non-Profit or Other Programs	---	---	---
Other Expenditures	---	621	---
Total Expenditures	\$10,909	\$18,606	70.6%
Estimated Value of All Held Property	48,350	6,781	-86.0%
Year-End Balance	5,598	24,704	341.3%

*Entity with no data in 2022 and 2023 has no expenditures to report.

Sauk Rapids Police Department

Expenditures	2022 Expenditures	2023* Expenditures	Percent Change (\$)
Amount Received in the Previous Year	\$---	\$---	---
Expenditure Categories			
Crime Prevention	\$---	\$---	---
Victim Reparations	---	---	---
Exploited Youth Programs	---	---	---
Trafficking Victim Programs	---	---	---
Investigation Costs	---	---	---
Court Costs	---	---	---
Salaries	---	---	---
Professional Services	---	---	---
Travel	---	---	---
Training	---	---	---
Other Operating Expenses	---	---	---
Capital Expenditures	---	---	---
Non-Profit or Other Programs	---	---	---
Other Expenditures	---	---	---
Total Expenditures	\$---	\$---	---
Estimated Value of All Held Property	10,000	\$---	-100.0%
Year-End Balance	1,416,029	\$---	-100.0%

*Entity with no data in 2022 and 2023 has no expenditures to report.

Savage Police Department

Expenditures	2022 Expenditures	2023* Expenditures	Percent Change (\$)
Amount Received in the Previous Year	\$20,604	\$37,618	82.6%
Expenditure Categories			
Crime Prevention	1,500	2,500	66.7%
Victim Reparations	---	---	---
Exploited Youth Programs	---	---	---
Trafficking Victim Programs	---	---	---
Investigation Costs	---	---	---
Court Costs	---	---	---
Salaries	---	---	---
Professional Services	---	---	---
Travel	---	---	---
Training	---	4,000	---
Other Operating Expenses	106	276	160.4%
Capital Expenditures	---	25,024	---
Non-Profit or Other Programs	---	175	---
Other Expenditures	13,075	11,857	-9.3%
Total Expenditures	\$14,681	\$43,832	198.6%
Estimated Value of All Held Property	81,738	64,864	-20.6%
Year-End Balance	39,676	32,903	-17.1%

*Entity with no data in 2022 and 2023 has no expenditures to report.

Scott County Attorney's Office

Expenditures	2022 Expenditures	2023* Expenditures	Percent Change (\$)
Amount Received in the Previous Year	\$66,415	\$42,074	-36.6%
Expenditure Categories			
Crime Prevention	\$---	\$---	---
Victim Reparations	---	---	---
Exploited Youth Programs	---	---	---
Trafficking Victim Programs	---	---	---
Investigation Costs	---	---	---
Court Costs	---	---	---
Salaries	---	---	---
Professional Services	5,016	---	-100.0%
Travel	13,081	4,419	-66.2%
Training	74	14,627	19666.2%
Other Operating Expenses	3,095	2,373	-23.3%
Capital Expenditures	---	---	---
Non-Profit or Other Programs	13,293	6,259	-52.9%
Other Expenditures	---	---	---
Total Expenditures	\$34,559	\$27,678	-19.9%
Estimated Value of All Held Property	---	\$---	---
Year-End Balance	31,856	14,396	-54.8%

*Entity with no data in 2022 and 2023 has no expenditures to report.

Scott County Sheriff's Office

Expenditures	2022 Expenditures	2023* Expenditures	Percent Change (\$)
Amount Received in the Previous Year	\$33,402	\$14,045	-58.0%
Expenditure Categories			
Crime Prevention	4,500	4,500	---
Victim Reparations	---	---	---
Exploited Youth Programs	---	---	---
Trafficking Victim Programs	---	---	---
Investigation Costs	---	---	---
Court Costs	---	---	---
Salaries	---	---	---
Professional Services	---	---	---
Travel	---	---	---
Training	---	---	---
Other Operating Expenses	357	425	19.0%
Capital Expenditures	---	---	---
Non-Profit or Other Programs	---	---	---
Other Expenditures	---	---	---
Total Expenditures	\$4,857	\$4,925	1.4%
Estimated Value of All Held Property	---	\$---	---
Year-End Balance	111,832	121,452	8.6%

*Entity with no data in 2022 and 2023 has no expenditures to report.

Sebeka Police Department

Expenditures	2022 Expenditures	2023* Expenditures	Percent Change (\$)
Amount Received in the Previous Year	\$---	\$5,800	---
Expenditure Categories			
Crime Prevention	\$---	\$---	---
Victim Reparations	---	---	---
Exploited Youth Programs	---	---	---
Trafficking Victim Programs	---	---	---
Investigation Costs	---	---	---
Court Costs	---	---	---
Salaries	---	---	---
Professional Services	---	---	---
Travel	---	---	---
Training	---	---	---
Other Operating Expenses	---	---	---
Capital Expenditures	---	---	---
Non-Profit or Other Programs	---	---	---
Other Expenditures	---	---	---
Total Expenditures	\$---	\$---	---
Estimated Value of All Held Property	3,800	\$---	-100.0%
Year-End Balance	---	5,800	---

*Entity with no data in 2022 and 2023 has no expenditures to report.

Shakopee Police Department

Expenditures	2022 Expenditures	2023* Expenditures	Percent Change (\$)
Amount Received in the Previous Year	\$88,921	\$28,134	-68.4%
Expenditure Categories			
Crime Prevention	516	1,881	264.5%
Victim Reparations	---	---	---
Exploited Youth Programs	---	---	---
Trafficking Victim Programs	---	---	---
Investigation Costs	6,238	3,099	-50.3%
Court Costs	---	---	---
Salaries	---	---	---
Professional Services	72,673	---	-100.0%
Travel	---	---	---
Training	3,850	4,590	19.2%
Other Operating Expenses	16,042	18,587	15.9%
Capital Expenditures	12,671	19,879	56.9%
Non-Profit or Other Programs	---	---	---
Other Expenditures	---	---	---
Total Expenditures	\$111,990	\$48,036	-57.1%
Estimated Value of All Held Property	53,000	19,000	-64.2%
Year-End Balance	121,732	101,746	-16.4%

*Entity with no data in 2022 and 2023 has no expenditures to report.

Sherburn-Welcome Police Department

Expenditures	2022 Expenditures	2023* Expenditures	Percent Change (\$)
Amount Received in the Previous Year	\$---	\$---	---
Expenditure Categories			
Crime Prevention	\$---	\$---	---
Victim Reparations	---	---	---
Exploited Youth Programs	---	---	---
Trafficking Victim Programs	---	---	---
Investigation Costs	---	---	---
Court Costs	---	---	---
Salaries	---	---	---
Professional Services	---	---	---
Travel	---	---	---
Training	---	---	---
Other Operating Expenses	---	---	---
Capital Expenditures	---	---	---
Non-Profit or Other Programs	---	---	---
Other Expenditures	---	---	---
Total Expenditures	\$---	\$---	---
Estimated Value of All Held Property	---	\$---	---
Year-End Balance	---	\$---	---

*Entity with no data in 2022 and 2023 has no expenditures to report.

Sherburne County Attorney's Office

Expenditures	2022 Expenditures	2023* Expenditures	Percent Change (\$)
Amount Received in the Previous Year	\$33,461	\$15,475	-53.8%
Expenditure Categories			
Crime Prevention	\$---	\$---	---
Victim Reparations	---	---	---
Exploited Youth Programs	---	---	---
Trafficking Victim Programs	---	---	---
Investigation Costs	---	---	---
Court Costs	---	---	---
Salaries	---	---	---
Professional Services	---	500	---
Travel	2,372	323	-86.4%
Training	1,682	2,718	61.6%
Other Operating Expenses	2,081	4,886	134.8%
Capital Expenditures	3,142	17,577	459.4%
Non-Profit or Other Programs	1,000	1,991	99.1%
Other Expenditures	---	---	---
Total Expenditures	\$10,277	\$27,995	172.4%
Estimated Value of All Held Property	---	\$---	---
Year-End Balance	122,790	115,864	-5.6%

*Entity with no data in 2022 and 2023 has no expenditures to report.

Sherburne County Sheriff's Office

Expenditures	2022 Expenditures	2023* Expenditures	Percent Change (\$)
Amount Received in the Previous Year	\$71,934	\$1,273	-98.2%
Expenditure Categories			
Crime Prevention	\$---	\$---	---
Victim Reparations	---	---	---
Exploited Youth Programs	---	---	---
Trafficking Victim Programs	---	---	---
Investigation Costs	---	---	---
Court Costs	---	---	---
Salaries	---	---	---
Professional Services	---	---	---
Travel	---	---	---
Training	---	---	---
Other Operating Expenses	---	---	---
Capital Expenditures	56,189	106,366	89.3%
Non-Profit or Other Programs	---	---	---
Other Expenditures	---	---	---
Total Expenditures	\$56,189	\$106,366	89.3%
Estimated Value of All Held Property	217,208	2,500	-98.8%
Year-End Balance	217,208	112,115	-48.4%

*Entity with no data in 2022 and 2023 has no expenditures to report.

Sibley County Attorney's Office

Expenditures	2022 Expenditures	2023* Expenditures	Percent Change (\$)
Amount Received in the Previous Year	\$323	\$3,775	1068.7%
Expenditure Categories			
Crime Prevention	\$---	\$---	---
Victim Reparations	---	---	---
Exploited Youth Programs	---	---	---
Trafficking Victim Programs	---	---	---
Investigation Costs	---	---	---
Court Costs	---	---	---
Salaries	---	---	---
Professional Services	---	8,600	---
Travel	---	---	---
Training	100	---	-100.0%
Other Operating Expenses	1,068	---	-100.0%
Capital Expenditures	---	---	---
Non-Profit or Other Programs	---	---	---
Other Expenditures	---	---	---
Total Expenditures	\$1,168	\$8,600	636.3%
Estimated Value of All Held Property	---	\$---	---
Year-End Balance	15,618	11,863	-24.0%

*Entity with no data in 2022 and 2023 has no expenditures to report.

Sibley County Sheriff's Office

Expenditures	2022 Expenditures	2023* Expenditures	Percent Change (\$)
Amount Received in the Previous Year	\$4,023	\$---	-100.0%
Expenditure Categories			
Crime Prevention	\$---	\$---	---
Victim Reparations	---	---	---
Exploited Youth Programs	---	---	---
Trafficking Victim Programs	---	---	---
Investigation Costs	---	---	---
Court Costs	---	---	---
Salaries	---	---	---
Professional Services	---	---	---
Travel	---	---	---
Training	900	---	-100.0%
Other Operating Expenses	---	---	---
Capital Expenditures	1,693	---	-100.0%
Non-Profit or Other Programs	---	---	---
Other Expenditures	---	---	---
Total Expenditures	\$2,593	\$---	-100.0%
Estimated Value of All Held Property	---	\$---	---
Year-End Balance	12,097	\$---	-100.0%

*Entity with no data in 2022 and 2023 has no expenditures to report.

Silver Bay Police Department

Expenditures	2022 Expenditures	2023* Expenditures	Percent Change (\$)
Amount Received in the Previous Year	\$---	\$---	---
Expenditure Categories			
Crime Prevention	\$---	\$---	---
Victim Reparations	---	---	---
Exploited Youth Programs	---	---	---
Trafficking Victim Programs	---	---	---
Investigation Costs	---	---	---
Court Costs	---	---	---
Salaries	---	---	---
Professional Services	---	---	---
Travel	---	---	---
Training	---	---	---
Other Operating Expenses	---	---	---
Capital Expenditures	---	---	---
Non-Profit or Other Programs	---	---	---
Other Expenditures	---	---	---
Total Expenditures	\$---	\$---	---
Estimated Value of All Held Property	---	\$---	---
Year-End Balance	---	\$---	---

*Entity with no data in 2022 and 2023 has no expenditures to report.

Slayton Police Department

Expenditures	2022 Expenditures	2023* Expenditures	Percent Change (\$)
Amount Received in the Previous Year	\$---	\$---	---
Expenditure Categories			
Crime Prevention	\$---	\$---	---
Victim Reparations	---	---	---
Exploited Youth Programs	---	---	---
Trafficking Victim Programs	---	---	---
Investigation Costs	---	---	---
Court Costs	---	---	---
Salaries	---	---	---
Professional Services	---	---	---
Travel	---	---	---
Training	---	---	---
Other Operating Expenses	---	---	---
Capital Expenditures	---	---	---
Non-Profit or Other Programs	---	---	---
Other Expenditures	---	---	---
Total Expenditures	\$---	\$---	---
Estimated Value of All Held Property	9,000	9,000	---
Year-End Balance	---	\$---	---

*Entity with no data in 2022 and 2023 has no expenditures to report.

Sleepy Eye Police Department

Expenditures	2022 Expenditures	2023* Expenditures	Percent Change (\$)
Amount Received in the Previous Year	\$---	\$---	---
Expenditure Categories			
Crime Prevention	\$---	\$---	---
Victim Reparations	---	---	---
Exploited Youth Programs	---	---	---
Trafficking Victim Programs	---	---	---
Investigation Costs	---	---	---
Court Costs	---	---	---
Salaries	---	---	---
Professional Services	---	---	---
Travel	---	---	---
Training	---	---	---
Other Operating Expenses	---	---	---
Capital Expenditures	---	---	---
Non-Profit or Other Programs	---	---	---
Other Expenditures	---	---	---
Total Expenditures	\$---	\$---	---
Estimated Value of All Held Property	---	\$---	---
Year-End Balance	---	\$---	---

*Entity with no data in 2022 and 2023 has no expenditures to report.

South Central Drug Investigation Unit

Expenditures	2022 Expenditures	2023* Expenditures	Percent Change (\$)
Amount Received in the Previous Year	\$8,134	\$4,185	-48.5%
Expenditure Categories			
Crime Prevention	\$---	\$---	---
Victim Reparations	---	---	---
Exploited Youth Programs	---	---	---
Trafficking Victim Programs	---	---	---
Investigation Costs	---	---	---
Court Costs	---	---	---
Salaries	19,515	4,185	-78.6%
Professional Services	---	---	---
Travel	---	---	---
Training	---	---	---
Other Operating Expenses	600	---	-100.0%
Capital Expenditures	---	---	---
Non-Profit or Other Programs	---	---	---
Other Expenditures	---	---	---
Total Expenditures	\$20,115	\$4,185	-79.2%
Estimated Value of All Held Property	---	\$---	---
Year-End Balance	643	\$---	-100.0%

*Entity with no data in 2022 and 2023 has no expenditures to report.

South Lake Minnetonka Police Department

Expenditures	2022 Expenditures	2023* Expenditures	Percent Change (\$)
Amount Received in the Previous Year	\$7,401	\$5,069	-31.5%
Expenditure Categories			
Crime Prevention	\$---	\$---	---
Victim Reparations	---	---	---
Exploited Youth Programs	---	---	---
Trafficking Victim Programs	---	---	---
Investigation Costs	---	---	---
Court Costs	936	---	-100.0%
Salaries	---	---	---
Professional Services	1,570	---	-100.0%
Travel	---	---	---
Training	---	---	---
Other Operating Expenses	3,354	---	-100.0%
Capital Expenditures	16,345	3,678	-77.5%
Non-Profit or Other Programs	---	---	---
Other Expenditures	---	---	---
Total Expenditures	\$22,205	\$3,678	-83.4%
Estimated Value of All Held Property	500	6,600	1220.0%
Year-End Balance	15,931	27,988	75.7%

*Entity with no data in 2022 and 2023 has no expenditures to report.

South Saint Paul Police Department

Expenditures	2022 Expenditures	2023* Expenditures	Percent Change (\$)
Amount Received in the Previous Year	\$5,985	\$---	-100.0%
Expenditure Categories			
Crime Prevention	\$---	\$---	---
Victim Reparations	---	---	---
Exploited Youth Programs	---	---	---
Trafficking Victim Programs	---	---	---
Investigation Costs	---	---	---
Court Costs	1,475	---	-100.0%
Salaries	---	---	---
Professional Services	---	---	---
Travel	---	---	---
Training	---	---	---
Other Operating Expenses	---	---	---
Capital Expenditures	4,664	---	-100.0%
Non-Profit or Other Programs	---	---	---
Other Expenditures	---	---	---
Total Expenditures	\$6,139	\$---	-100.0%
Estimated Value of All Held Property	---	\$---	---
Year-End Balance	30,013	30,012	0.0%

*Entity with no data in 2022 and 2023 has no expenditures to report.

Southeast Minnesota Violent Crime Enforcement Team

Expenditures	2022 Expenditures	2023* Expenditures	Percent Change (\$)
Amount Received in the Previous Year	\$196,670	\$197,094	0.2%
Expenditure Categories			
Crime Prevention	\$---	\$---	---
Victim Reparations	---	---	---
Exploited Youth Programs	---	---	---
Trafficking Victim Programs	---	---	---
Investigation Costs	85,534	19,854	-76.8%
Court Costs	---	---	---
Salaries	64,953	60,002	-7.6%
Professional Services	14,473	9,396	-35.1%
Travel	---	23,414	---
Training	1,378	6,837	396.2%
Other Operating Expenses	30,498	15,955	-47.7%
Capital Expenditures	---	21,636	---
Non-Profit or Other Programs	---	---	---
Other Expenditures	---	---	---
Total Expenditures	\$196,836	\$157,094	-20.2%
Estimated Value of All Held Property	---	187,464	---
Year-End Balance	---	187,464	---

*Entity with no data in 2022 and 2023 has no expenditures to report.

Southwest Hennepin Drug Task Force

Expenditures	2022 Expenditures	2023* Expenditures	Percent Change (\$)
Amount Received in the Previous Year	\$72,416	\$81,539	12.6%
Expenditure Categories			
Crime Prevention	\$---	\$---	---
Victim Reparations	---	---	---
Exploited Youth Programs	---	---	---
Trafficking Victim Programs	---	---	---
Investigation Costs	---	29,100	---
Court Costs	---	---	---
Salaries	---	---	---
Professional Services	30,000	---	-100.0%
Travel	---	4,081	---
Training	149,385	---	-100.0%
Other Operating Expenses	---	109,944	---
Capital Expenditures	---	6,457	---
Non-Profit or Other Programs	---	---	---
Other Expenditures	---	---	---
Total Expenditures	\$179,385	\$149,582	-16.6%
Estimated Value of All Held Property	1,000	187,075	18607.5%
Year-End Balance	276,300	208,258	-24.6%

*Entity with no data in 2022 and 2023 has no expenditures to report.

Southwest Metro Drug Task Force

Expenditures	2022 Expenditures	2023* Expenditures	Percent Change (\$)
Amount Received in the Previous Year	\$316,424	\$53,805	-83.0%
Expenditure Categories			
Crime Prevention	\$---	\$---	---
Victim Reparations	---	---	---
Exploited Youth Programs	---	---	---
Trafficking Victim Programs	---	---	---
Investigation Costs	---	1,009	---
Court Costs	---	---	---
Salaries	---	---	---
Professional Services	1,076	6,650	518.0%
Travel	48	---	-100.0%
Training	2,254	---	-100.0%
Other Operating Expenses	2,733	---	-100.0%
Capital Expenditures	139,249	22,616	-83.8%
Non-Profit or Other Programs	---	---	---
Other Expenditures	24	---	-100.0%
Total Expenditures	\$145,384	\$30,275	-79.2%
Estimated Value of All Held Property	170,876	5,000	-97.1%
Year-End Balance	204,405	227,935	11.5%

*Entity with no data in 2022 and 2023 has no expenditures to report.

Spring Lake Park Police Department

Expenditures	2022 Expenditures	2023* Expenditures	Percent Change (\$)
Amount Received in the Previous Year	\$296	\$1,100	271.6%
Expenditure Categories			
Crime Prevention	\$---	\$---	---
Victim Reparations	---	---	---
Exploited Youth Programs	---	---	---
Trafficking Victim Programs	---	---	---
Investigation Costs	---	---	---
Court Costs	---	---	---
Salaries	---	---	---
Professional Services	---	575	---
Travel	---	---	---
Training	---	---	---
Other Operating Expenses	---	---	---
Capital Expenditures	296	---	-100.0%
Non-Profit or Other Programs	---	---	---
Other Expenditures	---	---	---
Total Expenditures	\$296	\$575	94.3%
Estimated Value of All Held Property	45,600	44,500	-2.4%
Year-End Balance	2,791	\$---	-100.0%

*Entity with no data in 2022 and 2023 has no expenditures to report.

Springfield Police Department

Expenditures	2022 Expenditures	2023* Expenditures	Percent Change (\$)
Amount Received in the Previous Year	\$---	\$---	---
Expenditure Categories			
Crime Prevention	\$---	\$---	---
Victim Reparations	---	---	---
Exploited Youth Programs	---	---	---
Trafficking Victim Programs	---	---	---
Investigation Costs	---	---	---
Court Costs	---	---	---
Salaries	---	---	---
Professional Services	---	---	---
Travel	---	---	---
Training	---	---	---
Other Operating Expenses	---	---	---
Capital Expenditures	---	---	---
Non-Profit or Other Programs	---	---	---
Other Expenditures	---	---	---
Total Expenditures	\$---	\$---	---
Estimated Value of All Held Property	---	\$---	---
Year-End Balance	---	\$---	---

*Entity with no data in 2022 and 2023 has no expenditures to report.

Staples Police Department

Expenditures	2022 Expenditures	2023* Expenditures	Percent Change (\$)
Amount Received in the Previous Year	\$---	\$---	---
Expenditure Categories			
Crime Prevention	\$---	\$---	---
Victim Reparations	---	---	---
Exploited Youth Programs	---	---	---
Trafficking Victim Programs	---	---	---
Investigation Costs	---	---	---
Court Costs	---	---	---
Salaries	---	---	---
Professional Services	---	---	---
Travel	---	---	---
Training	---	---	---
Other Operating Expenses	---	---	---
Capital Expenditures	---	---	---
Non-Profit or Other Programs	---	---	---
Other Expenditures	---	---	---
Total Expenditures	\$---	\$---	---
Estimated Value of All Held Property	---	\$---	---
Year-End Balance	---	\$---	---

*Entity with no data in 2022 and 2023 has no expenditures to report.

Starbuck Police Department

Expenditures	2022 Expenditures	2023* Expenditures	Percent Change (\$)
Amount Received in the Previous Year	\$---	\$---	---
Expenditure Categories			
Crime Prevention	\$---	\$---	---
Victim Reparations	---	---	---
Exploited Youth Programs	---	---	---
Trafficking Victim Programs	---	---	---
Investigation Costs	---	---	---
Court Costs	---	---	---
Salaries	---	---	---
Professional Services	---	---	---
Travel	---	---	---
Training	---	---	---
Other Operating Expenses	---	---	---
Capital Expenditures	---	---	---
Non-Profit or Other Programs	---	---	---
Other Expenditures	---	---	---
Total Expenditures	\$---	\$---	---
Estimated Value of All Held Property	---	\$---	---
Year-End Balance	---	\$---	---

*Entity with no data in 2022 and 2023 has no expenditures to report.

State Fair Police Department

Expenditures	2022 Expenditures	2023* Expenditures	Percent Change (\$)
Amount Received in the Previous Year	\$---	\$---	---
Expenditure Categories			
Crime Prevention	\$---	\$---	---
Victim Reparations	---	---	---
Exploited Youth Programs	---	---	---
Trafficking Victim Programs	---	---	---
Investigation Costs	---	---	---
Court Costs	---	---	---
Salaries	---	---	---
Professional Services	---	---	---
Travel	---	---	---
Training	---	---	---
Other Operating Expenses	---	---	---
Capital Expenditures	---	---	---
Non-Profit or Other Programs	---	---	---
Other Expenditures	---	---	---
Total Expenditures	\$---	\$---	---
Estimated Value of All Held Property	---	\$---	---
Year-End Balance	---	\$---	---

*Entity with no data in 2022 and 2023 has no expenditures to report.

Stearns County Attorney's Office

Expenditures	2022 Expenditures	2023* Expenditures	Percent Change (\$)
Amount Received in the Previous Year	\$58,082	\$37,236	-35.9%
Expenditure Categories			
Crime Prevention	\$---	\$---	---
Victim Reparations	---	---	---
Exploited Youth Programs	---	---	---
Trafficking Victim Programs	---	---	---
Investigation Costs	---	---	---
Court Costs	---	---	---
Salaries	---	---	---
Professional Services	7,805	210	-97.3%
Travel	1,402	4,168	197.3%
Training	18,779	5,067	-73.0%
Other Operating Expenses	2,636	4,210	59.7%
Capital Expenditures	---	---	---
Non-Profit or Other Programs	47,067	174	-99.6%
Other Expenditures	180	---	-100.0%
Total Expenditures	\$77,869	\$13,829	-82.2%
Estimated Value of All Held Property	---	\$---	---
Year-End Balance	115,996	139,404	20.2%

*Entity with no data in 2022 and 2023 has no expenditures to report.

Stearns County Sheriff's Office

Expenditures	2022 Expenditures	2023* Expenditures	Percent Change (\$)
Amount Received in the Previous Year	\$36,259	\$8,722	-75.9%
Expenditure Categories			
Crime Prevention	\$---	\$---	---
Victim Reparations	---	---	---
Exploited Youth Programs	---	---	---
Trafficking Victim Programs	---	---	---
Investigation Costs	---	---	---
Court Costs	---	---	---
Salaries	---	---	---
Professional Services	---	---	---
Travel	---	---	---
Training	---	4,064	---
Other Operating Expenses	3,637	6,779	86.4%
Capital Expenditures	3,538	---	-100.0%
Non-Profit or Other Programs	---	---	---
Other Expenditures	---	---	---
Total Expenditures	\$7,175	\$10,843	51.1%
Estimated Value of All Held Property	39,490	22,363	-43.4%
Year-End Balance	99,185	\$---	-100.0%

*Entity with no data in 2022 and 2023 has no expenditures to report.

Steele County Attorney's Office

Expenditures	2022 Expenditures	2023* Expenditures	Percent Change (\$)
Amount Received in the Previous Year	\$5,626	\$1,090	-80.6%
Expenditure Categories			
Crime Prevention	\$---	\$---	---
Victim Reparations	---	---	---
Exploited Youth Programs	---	---	---
Trafficking Victim Programs	---	---	---
Investigation Costs	---	---	---
Court Costs	---	---	---
Salaries	---	---	---
Professional Services	1,421	429	-69.8%
Travel	319	---	-100.0%
Training	883	500	-43.4%
Other Operating Expenses	4,191	2,638	-37.1%
Capital Expenditures	2,286	---	-100.0%
Non-Profit or Other Programs	---	---	---
Other Expenditures	611	500	-18.2%
Total Expenditures	\$9,711	\$4,067	-58.1%
Estimated Value of All Held Property	---	\$---	---
Year-End Balance	24,911	21,934	-12.0%

*Entity with no data in 2022 and 2023 has no expenditures to report.

Steele County Sheriff's Office

Expenditures	2022 Expenditures	2023* Expenditures	Percent Change (\$)
Amount Received in the Previous Year	\$9,084	\$6,225	-31.5%
Expenditure Categories			
Crime Prevention	\$---	\$---	---
Victim Reparations	---	---	---
Exploited Youth Programs	---	---	---
Trafficking Victim Programs	---	---	---
Investigation Costs	---	---	---
Court Costs	---	---	---
Salaries	---	---	---
Professional Services	---	---	---
Travel	---	---	---
Training	---	3,160	---
Other Operating Expenses	---	630	---
Capital Expenditures	---	---	---
Non-Profit or Other Programs	---	---	---
Other Expenditures	---	---	---
Total Expenditures	\$---	\$3,790	---
Estimated Value of All Held Property	73,150	\$---	-100.0%
Year-End Balance	24,034	28,452	18.4%

*Entity with no data in 2022 and 2023 has no expenditures to report.

Stevens County Attorney's Office

Expenditures	2022 Expenditures	2023* Expenditures	Percent Change (\$)
Amount Received in the Previous Year	\$413	\$---	-100.0%
Expenditure Categories			
Crime Prevention	\$---	\$---	---
Victim Reparations	---	---	---
Exploited Youth Programs	---	---	---
Trafficking Victim Programs	---	---	---
Investigation Costs	---	---	---
Court Costs	---	---	---
Salaries	---	---	---
Professional Services	---	---	---
Travel	---	---	---
Training	200	---	-100.0%
Other Operating Expenses	---	---	---
Capital Expenditures	---	---	---
Non-Profit or Other Programs	---	---	---
Other Expenditures	---	---	---
Total Expenditures	\$200	\$---	-100.0%
Estimated Value of All Held Property	---	\$---	---
Year-End Balance	11,824	\$---	-100.0%

*Entity with no data in 2022 and 2023 has no expenditures to report.

Stevens County Sheriff's Office

Expenditures	2022 Expenditures	2023* Expenditures	Percent Change (\$)
Amount Received in the Previous Year	\$---	\$---	---
Expenditure Categories			
Crime Prevention	\$---	\$---	---
Victim Reparations	---	---	---
Exploited Youth Programs	---	---	---
Trafficking Victim Programs	---	---	---
Investigation Costs	---	---	---
Court Costs	---	---	---
Salaries	---	---	---
Professional Services	---	---	---
Travel	---	---	---
Training	---	---	---
Other Operating Expenses	988	---	-100.0%
Capital Expenditures	---	---	---
Non-Profit or Other Programs	---	---	---
Other Expenditures	---	---	---
Total Expenditures	\$988	\$---	-100.0%
Estimated Value of All Held Property	---	200	---
Year-End Balance	4,572	4,706	2.9%

*Entity with no data in 2022 and 2023 has no expenditures to report.

Stillwater Police Department

Expenditures	2022 Expenditures	2023* Expenditures	Percent Change (\$)
Amount Received in the Previous Year	\$---	\$---	---
Expenditure Categories			
Crime Prevention	\$---	\$---	---
Victim Reparations	---	---	---
Exploited Youth Programs	---	---	---
Trafficking Victim Programs	---	---	---
Investigation Costs	---	---	---
Court Costs	---	---	---
Salaries	---	---	---
Professional Services	---	---	---
Travel	---	---	---
Training	---	---	---
Other Operating Expenses	2,966	---	-100.0%
Capital Expenditures	---	---	---
Non-Profit or Other Programs	---	---	---
Other Expenditures	---	---	---
Total Expenditures	\$2,966	\$---	-100.0%
Estimated Value of All Held Property	2,070	\$---	-100.0%
Year-End Balance	39,781	\$---	-100.0%

*Entity with no data in 2022 and 2023 has no expenditures to report.

Swift County Attorney's Office

Expenditures	2022 Expenditures	2023* Expenditures	Percent Change (\$)
Amount Received in the Previous Year	\$265	\$3,295	1143.4%
Expenditure Categories			
Crime Prevention	\$---	\$---	---
Victim Reparations	---	---	---
Exploited Youth Programs	---	---	---
Trafficking Victim Programs	---	---	---
Investigation Costs	---	---	---
Court Costs	---	---	---
Salaries	---	---	---
Professional Services	---	---	---
Travel	---	---	---
Training	---	---	---
Other Operating Expenses	---	---	---
Capital Expenditures	---	---	---
Non-Profit or Other Programs	---	---	---
Other Expenditures	---	---	---
Total Expenditures	\$---	\$---	---
Estimated Value of All Held Property	---	\$---	---
Year-End Balance	22,764	25,914	13.8%

*Entity with no data in 2022 and 2023 has no expenditures to report.

Swift County Sheriff's Office

Expenditures	2022 Expenditures	2023* Expenditures	Percent Change (\$)
Amount Received in the Previous Year	\$1,150	\$10,983	855.0%
Expenditure Categories			
Crime Prevention	\$---	\$---	---
Victim Reparations	---	---	---
Exploited Youth Programs	---	---	---
Trafficking Victim Programs	---	---	---
Investigation Costs	---	---	---
Court Costs	---	---	---
Salaries	---	---	---
Professional Services	---	---	---
Travel	---	---	---
Training	---	---	---
Other Operating Expenses	---	---	---
Capital Expenditures	---	---	---
Non-Profit or Other Programs	---	---	---
Other Expenditures	---	---	---
Total Expenditures	\$---	\$---	---
Estimated Value of All Held Property	---	\$---	---
Year-End Balance	---	26,505	---

*Entity with no data in 2022 and 2023 has no expenditures to report.

Thief River Falls Police Department

Expenditures	2022 Expenditures	2023* Expenditures	Percent Change (\$)
Amount Received in the Previous Year	\$7,009	\$2,871	-59.0%
Expenditure Categories			
Crime Prevention	\$---	\$---	---
Victim Reparations	---	---	---
Exploited Youth Programs	---	---	---
Trafficking Victim Programs	---	---	---
Investigation Costs	---	---	---
Court Costs	---	180	---
Salaries	---	---	---
Professional Services	---	---	---
Travel	---	---	---
Training	---	---	---
Other Operating Expenses	---	---	---
Capital Expenditures	---	12,577	---
Non-Profit or Other Programs	---	---	---
Other Expenditures	---	---	---
Total Expenditures	\$---	\$12,757	---
Estimated Value of All Held Property	---	2,000	---
Year-End Balance	30,334	20,628	-32.0%

*Entity with no data in 2022 and 2023 has no expenditures to report.

Three Rivers Park District Police Department

Expenditures	2022 Expenditures	2023* Expenditures	Percent Change (\$)
Amount Received in the Previous Year	\$---	\$1,285	---
Expenditure Categories			
Crime Prevention	\$---	\$---	---
Victim Reparations	---	---	---
Exploited Youth Programs	---	---	---
Trafficking Victim Programs	---	---	---
Investigation Costs	---	---	---
Court Costs	---	---	---
Salaries	---	---	---
Professional Services	---	---	---
Travel	---	---	---
Training	---	---	---
Other Operating Expenses	---	---	---
Capital Expenditures	---	---	---
Non-Profit or Other Programs	---	---	---
Other Expenditures	---	---	---
Total Expenditures	\$---	\$---	---
Estimated Value of All Held Property	---	\$---	---
Year-End Balance	---	1,285	---

*Entity with no data in 2022 and 2023 has no expenditures to report.

Todd County Attorney's Office

Expenditures	2022 Expenditures	2023* Expenditures	Percent Change (\$)
Amount Received in the Previous Year	\$1,192	\$656	-45.0%
Expenditure Categories			
Crime Prevention	\$---	\$---	---
Victim Reparations	---	---	---
Exploited Youth Programs	---	---	---
Trafficking Victim Programs	---	---	---
Investigation Costs	---	---	---
Court Costs	---	---	---
Salaries	---	---	---
Professional Services	---	---	---
Travel	14	---	-100.0%
Training	375	---	-100.0%
Other Operating Expenses	---	36	---
Capital Expenditures	7,282	6,806	-6.5%
Non-Profit or Other Programs	---	---	---
Other Expenditures	---	---	---
Total Expenditures	\$7,671	\$6,842	-10.8%
Estimated Value of All Held Property	24,602	\$---	-100.0%
Year-End Balance	24,602	18,416	-25.1%

*Entity with no data in 2022 and 2023 has no expenditures to report.

Todd County Sheriff's Office

Expenditures	2022 Expenditures	2023* Expenditures	Percent Change (\$)
Amount Received in the Previous Year	\$26,262	\$4,675	-82.2%
Expenditure Categories			
Crime Prevention	\$---	\$---	---
Victim Reparations	---	---	---
Exploited Youth Programs	---	---	---
Trafficking Victim Programs	---	---	---
Investigation Costs	---	---	---
Court Costs	---	---	---
Salaries	---	---	---
Professional Services	52	---	-100.0%
Travel	---	---	---
Training	---	---	---
Other Operating Expenses	7	286	3985.7%
Capital Expenditures	---	---	---
Non-Profit or Other Programs	---	---	---
Other Expenditures	7,878	---	-100.0%
Total Expenditures	\$7,937	\$286	-96.4%
Estimated Value of All Held Property	70,696	19,000	-73.1%
Year-End Balance	33,653	37,440	11.3%

*Entity with no data in 2022 and 2023 has no expenditures to report.

Tracy Police Department

Expenditures	2022 Expenditures	2023* Expenditures	Percent Change (\$)
Amount Received in the Previous Year	\$---	\$---	---
Expenditure Categories			
Crime Prevention	\$---	\$---	---
Victim Reparations	---	---	---
Exploited Youth Programs	---	---	---
Trafficking Victim Programs	---	---	---
Investigation Costs	---	---	---
Court Costs	---	---	---
Salaries	---	---	---
Professional Services	---	---	---
Travel	---	---	---
Training	---	---	---
Other Operating Expenses	---	---	---
Capital Expenditures	---	---	---
Non-Profit or Other Programs	---	---	---
Other Expenditures	---	---	---
Total Expenditures	\$---	\$---	---
Estimated Value of All Held Property	---	\$---	---
Year-End Balance	---	\$---	---

*Entity with no data in 2022 and 2023 has no expenditures to report.

Traverse County Attorney's Office

Expenditures	2022 Expenditures	2023* Expenditures	Percent Change (\$)
Amount Received in the Previous Year	\$---	\$---	---
Expenditure Categories			
Crime Prevention	\$---	\$---	---
Victim Reparations	---	---	---
Exploited Youth Programs	---	---	---
Trafficking Victim Programs	---	---	---
Investigation Costs	---	---	---
Court Costs	---	---	---
Salaries	---	---	---
Professional Services	---	---	---
Travel	---	---	---
Training	---	---	---
Other Operating Expenses	---	---	---
Capital Expenditures	---	---	---
Non-Profit or Other Programs	---	---	---
Other Expenditures	---	---	---
Total Expenditures	\$---	\$---	---
Estimated Value of All Held Property	---	\$---	---
Year-End Balance	---	\$---	---

*Entity with no data in 2022 and 2023 has no expenditures to report.

Traverse County Sheriff's Office

Expenditures	2022 Expenditures	2023* Expenditures	Percent Change (\$)
Amount Received in the Previous Year	\$---	\$---	---
Expenditure Categories			
Crime Prevention	\$---	\$---	---
Victim Reparations	---	---	---
Exploited Youth Programs	---	---	---
Trafficking Victim Programs	---	---	---
Investigation Costs	---	---	---
Court Costs	---	---	---
Salaries	---	---	---
Professional Services	---	---	---
Travel	---	---	---
Training	---	---	---
Other Operating Expenses	---	---	---
Capital Expenditures	---	---	---
Non-Profit or Other Programs	---	---	---
Other Expenditures	---	---	---
Total Expenditures	\$---	\$---	---
Estimated Value of All Held Property	---	\$---	---
Year-End Balance	---	\$---	---

*Entity with no data in 2022 and 2023 has no expenditures to report.

Trimont Police Department

Expenditures	2022 Expenditures	2023* Expenditures	Percent Change (\$)
Amount Received in the Previous Year	\$---	\$---	---
Expenditure Categories			
Crime Prevention	\$---	\$---	---
Victim Reparations	---	---	---
Exploited Youth Programs	---	---	---
Trafficking Victim Programs	---	---	---
Investigation Costs	---	---	---
Court Costs	---	---	---
Salaries	---	---	---
Professional Services	---	---	---
Travel	---	---	---
Training	---	---	---
Other Operating Expenses	---	---	---
Capital Expenditures	---	---	---
Non-Profit or Other Programs	---	---	---
Other Expenditures	---	---	---
Total Expenditures	\$---	\$---	---
Estimated Value of All Held Property	---	\$---	---
Year-End Balance	---	\$---	---

*Entity with no data in 2022 and 2023 has no expenditures to report.

Truman Police Department

Expenditures	2022 Expenditures	2023* Expenditures	Percent Change (\$)
Amount Received in the Previous Year	\$---	\$---	---
Expenditure Categories			
Crime Prevention	\$---	\$---	---
Victim Reparations	---	---	---
Exploited Youth Programs	---	---	---
Trafficking Victim Programs	---	---	---
Investigation Costs	---	---	---
Court Costs	---	---	---
Salaries	---	---	---
Professional Services	---	---	---
Travel	---	---	---
Training	---	---	---
Other Operating Expenses	---	---	---
Capital Expenditures	---	---	---
Non-Profit or Other Programs	---	---	---
Other Expenditures	---	---	---
Total Expenditures	\$---	\$---	---
Estimated Value of All Held Property	---	\$---	---
Year-End Balance	---	\$---	---

*Entity with no data in 2022 and 2023 has no expenditures to report.

Twin Valley Police Department

Expenditures	2022 Expenditures	2023* Expenditures	Percent Change (\$)
Amount Received in the Previous Year	\$---	\$---	---
Expenditure Categories			
Crime Prevention	\$---	\$---	---
Victim Reparations	---	---	---
Exploited Youth Programs	---	---	---
Trafficking Victim Programs	---	---	---
Investigation Costs	---	---	---
Court Costs	---	---	---
Salaries	---	---	---
Professional Services	---	---	---
Travel	---	---	---
Training	---	---	---
Other Operating Expenses	---	---	---
Capital Expenditures	---	---	---
Non-Profit or Other Programs	---	---	---
Other Expenditures	---	---	---
Total Expenditures	\$---	\$---	---
Estimated Value of All Held Property	---	\$---	---
Year-End Balance	---	\$---	---

*Entity with no data in 2022 and 2023 has no expenditures to report.

Two Harbors Police Department

Expenditures	2022 Expenditures	2023* Expenditures	Percent Change (\$)
Amount Received in the Previous Year	\$---	\$---	---
Expenditure Categories			
Crime Prevention	\$---	\$---	---
Victim Reparations	---	---	---
Exploited Youth Programs	---	---	---
Trafficking Victim Programs	---	---	---
Investigation Costs	---	---	---
Court Costs	---	---	---
Salaries	---	---	---
Professional Services	---	---	---
Travel	---	---	---
Training	---	---	---
Other Operating Expenses	---	---	---
Capital Expenditures	---	---	---
Non-Profit or Other Programs	---	---	---
Other Expenditures	---	---	---
Total Expenditures	\$---	\$---	---
Estimated Value of All Held Property	9,270	2,000	-78.4%
Year-End Balance	10,981	20,722	88.7%

*Entity with no data in 2022 and 2023 has no expenditures to report.

Tyler Police Department

Expenditures	2022 Expenditures	2023* Expenditures	Percent Change (\$)
Amount Received in the Previous Year	\$---	\$---	---
Expenditure Categories			
Crime Prevention	\$---	\$---	---
Victim Reparations	---	---	---
Exploited Youth Programs	---	---	---
Trafficking Victim Programs	---	---	---
Investigation Costs	---	---	---
Court Costs	15,000	30,000	100.0%
Salaries	117,762	275,000	133.5%
Professional Services	---	10,000	---
Travel	1,000	2,500	150.0%
Training	2,000	2,500	25.0%
Other Operating Expenses	1,000	5,000	400.0%
Capital Expenditures	1,000	80,000	7900.0%
Non-Profit or Other Programs	---	---	---
Other Expenditures	---	---	---
Total Expenditures	\$137,762	\$405,000	194.0%
Estimated Value of All Held Property	---	\$---	---
Year-End Balance	---	\$---	---

*Entity with no data in 2022 and 2023 has no expenditures to report.

U/M Duluth Police Department

Expenditures	2022 Expenditures	2023* Expenditures	Percent Change (\$)
Amount Received in the Previous Year	\$---	\$---	---
Expenditure Categories			
Crime Prevention	\$---	\$---	---
Victim Reparations	---	---	---
Exploited Youth Programs	---	---	---
Trafficking Victim Programs	---	---	---
Investigation Costs	---	---	---
Court Costs	---	---	---
Salaries	---	---	---
Professional Services	---	---	---
Travel	---	---	---
Training	---	---	---
Other Operating Expenses	---	---	---
Capital Expenditures	---	---	---
Non-Profit or Other Programs	---	---	---
Other Expenditures	---	---	---
Total Expenditures	\$---	\$---	---
Estimated Value of All Held Property	---	\$---	---
Year-End Balance	---	\$---	---

*Entity with no data in 2022 and 2023 has no expenditures to report.

U/M Morris Police Department

Expenditures	2022 Expenditures	2023* Expenditures	Percent Change (\$)
Amount Received in the Previous Year	\$---	\$---	---
Expenditure Categories			
Crime Prevention	\$---	\$---	---
Victim Reparations	---	---	---
Exploited Youth Programs	---	---	---
Trafficking Victim Programs	---	---	---
Investigation Costs	---	---	---
Court Costs	---	---	---
Salaries	---	---	---
Professional Services	---	---	---
Travel	---	---	---
Training	---	---	---
Other Operating Expenses	---	---	---
Capital Expenditures	---	---	---
Non-Profit or Other Programs	---	---	---
Other Expenditures	---	---	---
Total Expenditures	\$---	\$---	---
Estimated Value of All Held Property	---	\$---	---
Year-End Balance	---	\$---	---

*Entity with no data in 2022 and 2023 has no expenditures to report.

U/M Twin Cities Police Department

Expenditures	2022 Expenditures	2023* Expenditures	Percent Change (\$)
Amount Received in the Previous Year	\$---	\$---	---
Expenditure Categories			
Crime Prevention	\$---	\$---	---
Victim Reparations	---	---	---
Exploited Youth Programs	---	---	---
Trafficking Victim Programs	---	---	---
Investigation Costs	---	---	---
Court Costs	---	---	---
Salaries	---	---	---
Professional Services	---	---	---
Travel	---	---	---
Training	---	---	---
Other Operating Expenses	---	---	---
Capital Expenditures	---	---	---
Non-Profit or Other Programs	---	---	---
Other Expenditures	---	---	---
Total Expenditures	\$---	\$---	---
Estimated Value of All Held Property	---	\$---	---
Year-End Balance	---	\$---	---

*Entity with no data in 2022 and 2023 has no expenditures to report.

Upper Sioux Tribal Community Police

Expenditures	2022 Expenditures	2023* Expenditures	Percent Change (\$)
Amount Received in the Previous Year	\$---	\$---	---
Expenditure Categories			
Crime Prevention	\$---	\$---	---
Victim Reparations	---	---	---
Exploited Youth Programs	---	---	---
Trafficking Victim Programs	---	---	---
Investigation Costs	---	---	---
Court Costs	---	---	---
Salaries	---	---	---
Professional Services	---	---	---
Travel	---	---	---
Training	---	---	---
Other Operating Expenses	---	---	---
Capital Expenditures	---	---	---
Non-Profit or Other Programs	---	---	---
Other Expenditures	---	---	---
Total Expenditures	\$---	\$---	---
Estimated Value of All Held Property	---	50	---
Year-End Balance	---	\$---	---

*Entity with no data in 2022 and 2023 has no expenditures to report.

Verndale Police Department

Expenditures	2022 Expenditures	2023* Expenditures	Percent Change (\$)
Amount Received in the Previous Year	\$---	\$203	---
Expenditure Categories			
Crime Prevention	\$---	\$---	---
Victim Reparations	---	---	---
Exploited Youth Programs	---	---	---
Trafficking Victim Programs	---	---	---
Investigation Costs	---	---	---
Court Costs	---	---	---
Salaries	---	---	---
Professional Services	---	---	---
Travel	---	---	---
Training	---	---	---
Other Operating Expenses	---	---	---
Capital Expenditures	---	---	---
Non-Profit or Other Programs	---	---	---
Other Expenditures	---	---	---
Total Expenditures	\$---	\$---	---
Estimated Value of All Held Property	---	\$---	---
Year-End Balance	---	\$---	---

*Entity with no data in 2022 and 2023 has no expenditures to report.

Virginia Police Department

Expenditures	2022 Expenditures	2023* Expenditures	Percent Change (\$)
Amount Received in the Previous Year	\$4,209	\$11,646	176.7%
Expenditure Categories			
Crime Prevention	\$---	\$---	---
Victim Reparations	---	---	---
Exploited Youth Programs	---	---	---
Trafficking Victim Programs	---	---	---
Investigation Costs	---	---	---
Court Costs	---	---	---
Salaries	---	---	---
Professional Services	---	---	---
Travel	---	---	---
Training	---	---	---
Other Operating Expenses	---	---	---
Capital Expenditures	---	---	---
Non-Profit or Other Programs	---	---	---
Other Expenditures	---	---	---
Total Expenditures	\$---	\$---	---
Estimated Value of All Held Property	---	\$---	---
Year-End Balance	4,349	14,525	234.0%

*Entity with no data in 2022 and 2023 has no expenditures to report.

Wabasha County Attorney's Office

Expenditures	2022 Expenditures	2023* Expenditures	Percent Change (\$)
Amount Received in the Previous Year	\$8,798	\$2,709	-69.2%
Expenditure Categories			
Crime Prevention	\$---	\$---	---
Victim Reparations	---	---	---
Exploited Youth Programs	---	---	---
Trafficking Victim Programs	---	---	---
Investigation Costs	---	---	---
Court Costs	4,110	---	-100.0%
Salaries	---	---	---
Professional Services	---	---	---
Travel	---	---	---
Training	---	---	---
Other Operating Expenses	---	---	---
Capital Expenditures	1,764	---	-100.0%
Non-Profit or Other Programs	---	---	---
Other Expenditures	---	---	---
Total Expenditures	\$5,874	\$---	-100.0%
Estimated Value of All Held Property	3,024	\$---	-100.0%
Year-End Balance	27,772	40,481	45.8%

*Entity with no data in 2022 and 2023 has no expenditures to report.

Wabasha County Sheriff's Office

Expenditures	2022 Expenditures	2023* Expenditures	Percent Change (\$)
Amount Received in the Previous Year	\$24,160	\$---	-100.0%
Expenditure Categories			
Crime Prevention	\$---	\$---	---
Victim Reparations	---	---	---
Exploited Youth Programs	---	---	---
Trafficking Victim Programs	---	---	---
Investigation Costs	---	---	---
Court Costs	---	---	---
Salaries	---	---	---
Professional Services	---	---	---
Travel	---	---	---
Training	---	---	---
Other Operating Expenses	---	---	---
Capital Expenditures	6,196	5,920	-4.5%
Non-Profit or Other Programs	---	---	---
Other Expenditures	---	---	---
Total Expenditures	\$6,196	\$5,920	-4.5%
Estimated Value of All Held Property	1,000	\$---	-100.0%
Year-End Balance	5,920	\$---	-100.0%

*Entity with no data in 2022 and 2023 has no expenditures to report.

Wabasha Police Department

Expenditures	2022 Expenditures	2023* Expenditures	Percent Change (\$)
Amount Received in the Previous Year	\$3,244	\$9,420	190.4%
Expenditure Categories			
Crime Prevention	320	719	124.7%
Victim Reparations	---	---	---
Exploited Youth Programs	---	---	---
Trafficking Victim Programs	---	---	---
Investigation Costs	---	---	---
Court Costs	---	---	---
Salaries	---	---	---
Professional Services	---	---	---
Travel	---	---	---
Training	---	443	---
Other Operating Expenses	---	---	---
Capital Expenditures	---	3,847	---
Non-Profit or Other Programs	---	---	---
Other Expenditures	---	---	---
Total Expenditures	\$320	\$5,009	1465.3%
Estimated Value of All Held Property	21,322	12,570	-41.0%
Year-End Balance	8,727	8,757	0.3%

*Entity with no data in 2022 and 2023 has no expenditures to report.

Wadena County Attorney's Office

Expenditures	2022 Expenditures	2023* Expenditures	Percent Change (\$)
Amount Received in the Previous Year	\$1,626	\$1,586	-2.5%
Expenditure Categories			
Crime Prevention	\$---	\$---	---
Victim Reparations	---	---	---
Exploited Youth Programs	---	---	---
Trafficking Victim Programs	---	---	---
Investigation Costs	---	---	---
Court Costs	---	---	---
Salaries	---	---	---
Professional Services	---	---	---
Travel	---	---	---
Training	---	---	---
Other Operating Expenses	---	---	---
Capital Expenditures	---	---	---
Non-Profit or Other Programs	---	---	---
Other Expenditures	---	14,176	---
Total Expenditures	\$---	\$14,176	---
Estimated Value of All Held Property	---	\$---	---
Year-End Balance	33,691	17,317	-48.6%

*Entity with no data in 2022 and 2023 has no expenditures to report.

Wadena County Sheriff's Office

Expenditures	2022 Expenditures	2023* Expenditures	Percent Change (\$)
Amount Received in the Previous Year	\$825	\$---	-100.0%
Expenditure Categories			
Crime Prevention	\$---	\$---	---
Victim Reparations	---	---	---
Exploited Youth Programs	---	---	---
Trafficking Victim Programs	---	---	---
Investigation Costs	885	---	-100.0%
Court Costs	---	---	---
Salaries	---	---	---
Professional Services	314	---	-100.0%
Travel	---	---	---
Training	---	---	---
Other Operating Expenses	535	---	-100.0%
Capital Expenditures	4,155	---	-100.0%
Non-Profit or Other Programs	---	---	---
Other Expenditures	27	---	-100.0%
Total Expenditures	\$5,916	\$---	-100.0%
Estimated Value of All Held Property	---	\$---	---
Year-End Balance	1,675	2,972	77.4%

*Entity with no data in 2022 and 2023 has no expenditures to report.

Wadena Police Department

Expenditures	2022 Expenditures	2023* Expenditures	Percent Change (\$)
Amount Received in the Previous Year	\$2,356	\$10,884	362.0%
Expenditure Categories			
Crime Prevention	\$---	\$---	---
Victim Reparations	---	---	---
Exploited Youth Programs	---	---	---
Trafficking Victim Programs	---	---	---
Investigation Costs	---	---	---
Court Costs	---	1,857	---
Salaries	---	---	---
Professional Services	---	---	---
Travel	---	---	---
Training	---	---	---
Other Operating Expenses	---	---	---
Capital Expenditures	---	7,759	---
Non-Profit or Other Programs	---	---	---
Other Expenditures	---	929	---
Total Expenditures	\$---	\$10,545	---
Estimated Value of All Held Property	3,771	600	-84.1%
Year-End Balance	2,356	11,809	401.2%

*Entity with no data in 2022 and 2023 has no expenditures to report.

Waite Park Police Department

Expenditures	2022 Expenditures	2023* Expenditures	Percent Change (\$)
Amount Received in the Previous Year	\$14,131	\$---	-100.0%
Expenditure Categories			
Crime Prevention	\$---	\$---	---
Victim Reparations	---	---	---
Exploited Youth Programs	---	---	---
Trafficking Victim Programs	---	---	---
Investigation Costs	---	---	---
Court Costs	3,075	---	-100.0%
Salaries	---	---	---
Professional Services	---	---	---
Travel	---	---	---
Training	---	---	---
Other Operating Expenses	---	---	---
Capital Expenditures	---	10,073	---
Non-Profit or Other Programs	---	---	---
Other Expenditures	1,898	110	-94.2%
Total Expenditures	\$4,973	\$10,183	104.8%
Estimated Value of All Held Property	---	\$---	---
Year-End Balance	10,163	1,088	-89.3%

*Entity with no data in 2022 and 2023 has no expenditures to report.

Walker Police Department

Expenditures	2022 Expenditures	2023* Expenditures	Percent Change (\$)
Amount Received in the Previous Year	\$---	\$---	---
Expenditure Categories			
Crime Prevention	\$---	\$---	---
Victim Reparations	---	---	---
Exploited Youth Programs	---	---	---
Trafficking Victim Programs	---	---	---
Investigation Costs	---	---	---
Court Costs	---	---	---
Salaries	---	---	---
Professional Services	---	---	---
Travel	---	---	---
Training	---	---	---
Other Operating Expenses	---	---	---
Capital Expenditures	---	---	---
Non-Profit or Other Programs	---	---	---
Other Expenditures	---	---	---
Total Expenditures	\$---	\$---	---
Estimated Value of All Held Property	---	\$---	---
Year-End Balance	8,953	9,074	1.4%

*Entity with no data in 2022 and 2023 has no expenditures to report.

Walnut Grove Police Department

Expenditures	2022 Expenditures	2023* Expenditures	Percent Change (\$)
Amount Received in the Previous Year	\$---	\$---	---
Expenditure Categories			
Crime Prevention	\$---	\$---	---
Victim Reparations	---	---	---
Exploited Youth Programs	---	---	---
Trafficking Victim Programs	---	---	---
Investigation Costs	---	---	---
Court Costs	---	---	---
Salaries	---	---	---
Professional Services	---	---	---
Travel	---	---	---
Training	---	---	---
Other Operating Expenses	---	---	---
Capital Expenditures	---	---	---
Non-Profit or Other Programs	---	---	---
Other Expenditures	---	---	---
Total Expenditures	\$---	\$---	---
Estimated Value of All Held Property	---	\$---	---
Year-End Balance	---	\$---	---

*Entity with no data in 2022 and 2023 has no expenditures to report.

Warroad Police Department

Expenditures	2022 Expenditures	2023* Expenditures	Percent Change (\$)
Amount Received in the Previous Year	\$---	\$---	---
Expenditure Categories			
Crime Prevention	\$---	\$---	---
Victim Reparations	---	---	---
Exploited Youth Programs	---	---	---
Trafficking Victim Programs	---	---	---
Investigation Costs	---	---	---
Court Costs	---	---	---
Salaries	---	---	---
Professional Services	---	---	---
Travel	---	---	---
Training	---	---	---
Other Operating Expenses	---	---	---
Capital Expenditures	---	---	---
Non-Profit or Other Programs	---	---	---
Other Expenditures	---	---	---
Total Expenditures	\$---	\$---	---
Estimated Value of All Held Property	---	\$---	---
Year-End Balance	---	\$---	---

*Entity with no data in 2022 and 2023 has no expenditures to report.

Waseca County Attorney's Office

Expenditures	2022 Expenditures	2023* Expenditures	Percent Change (\$)
Amount Received in the Previous Year	\$342	\$1,453	324.9%
Expenditure Categories			
Crime Prevention	\$---	\$---	---
Victim Reparations	---	---	---
Exploited Youth Programs	---	---	---
Trafficking Victim Programs	---	---	---
Investigation Costs	---	---	---
Court Costs	---	---	---
Salaries	---	---	---
Professional Services	---	---	---
Travel	605	---	-100.0%
Training	6,944	303	-95.6%
Other Operating Expenses	---	---	---
Capital Expenditures	---	---	---
Non-Profit or Other Programs	---	200	---
Other Expenditures	---	---	---
Total Expenditures	\$7,549	\$503	-93.3%
Estimated Value of All Held Property	---	\$---	---
Year-End Balance	16,243	\$---	-100.0%

*Entity with no data in 2022 and 2023 has no expenditures to report.

Waseca County Sheriff's Office

Expenditures	2022 Expenditures	2023* Expenditures	Percent Change (\$)
Amount Received in the Previous Year	\$3,665	\$5,463	49.1%
Expenditure Categories			
Crime Prevention	\$---	\$---	---
Victim Reparations	---	---	---
Exploited Youth Programs	---	---	---
Trafficking Victim Programs	---	---	---
Investigation Costs	---	---	---
Court Costs	333	874	162.5%
Salaries	---	---	---
Professional Services	---	350	---
Travel	---	---	---
Training	5,394	53	-99.0%
Other Operating Expenses	---	193	---
Capital Expenditures	9,019	4,760	-47.2%
Non-Profit or Other Programs	---	---	---
Other Expenditures	201	400	99.0%
Total Expenditures	\$14,947	\$6,630	-55.6%
Estimated Value of All Held Property	---	\$---	---
Year-End Balance	18,419	17,153	-6.9%

*Entity with no data in 2022 and 2023 has no expenditures to report.

Waseca Police Department

Expenditures	2022 Expenditures	2023* Expenditures	Percent Change (\$)
Amount Received in the Previous Year	\$800	\$1,850	131.3%
Expenditure Categories			
Crime Prevention	\$---	\$---	---
Victim Reparations	---	---	---
Exploited Youth Programs	---	---	---
Trafficking Victim Programs	---	---	---
Investigation Costs	---	---	---
Court Costs	---	---	---
Salaries	---	---	---
Professional Services	---	---	---
Travel	---	---	---
Training	730	---	-100.0%
Other Operating Expenses	---	24	---
Capital Expenditures	11,468	12,025	4.9%
Non-Profit or Other Programs	---	---	---
Other Expenditures	---	---	---
Total Expenditures	\$12,198	\$12,049	-1.2%
Estimated Value of All Held Property	---	2,000	---
Year-End Balance	41,695	27,943	-33.0%

*Entity with no data in 2022 and 2023 has no expenditures to report.

Washington County Attorney's Office

Expenditures	2022 Expenditures	2023* Expenditures	Percent Change (\$)
Amount Received in the Previous Year	\$35,893	\$20,408	-43.1%
Expenditure Categories			
Crime Prevention	\$---	\$---	---
Victim Reparations	---	---	---
Exploited Youth Programs	---	---	---
Trafficking Victim Programs	---	---	---
Investigation Costs	---	---	---
Court Costs	---	---	---
Salaries	---	---	---
Professional Services	---	---	---
Travel	3,376	35	-99.0%
Training	3,073	75	-97.6%
Other Operating Expenses	3,606	3,169	-12.1%
Capital Expenditures	---	---	---
Non-Profit or Other Programs	---	---	---
Other Expenditures	---	---	---
Total Expenditures	\$10,055	\$3,279	-67.4%
Estimated Value of All Held Property	---	\$---	---
Year-End Balance	25,838	17,129	-33.7%

*Entity with no data in 2022 and 2023 has no expenditures to report.

Washington County Narcotics Task Force

Expenditures	2022 Expenditures	2023* Expenditures	Percent Change (\$)
Amount Received in the Previous Year	\$10,767	\$66,127	514.2%
Expenditure Categories			
Crime Prevention	\$---	\$---	---
Victim Reparations	---	---	---
Exploited Youth Programs	---	---	---
Trafficking Victim Programs	---	---	---
Investigation Costs	1,681	12,689	654.8%
Court Costs	---	---	---
Salaries	6,079	2,309	-62.0%
Professional Services	9,833	1,253	-87.3%
Travel	---	---	---
Training	---	4,400	---
Other Operating Expenses	1,122	7,454	564.3%
Capital Expenditures	32,867	1,763	-94.6%
Non-Profit or Other Programs	---	---	---
Other Expenditures	---	---	---
Total Expenditures	\$51,582	\$29,868	-42.1%
Estimated Value of All Held Property	---	\$---	---
Year-End Balance	179,250	192,188	7.2%

*Entity with no data in 2022 and 2023 has no expenditures to report.

Washington County Sheriff's Office

Expenditures	2022 Expenditures	2023* Expenditures	Percent Change (\$)
Amount Received in the Previous Year	\$115,947	\$41,913	-63.9%
Expenditure Categories			
Crime Prevention	\$---	\$---	---
Victim Reparations	---	---	---
Exploited Youth Programs	---	---	---
Trafficking Victim Programs	---	---	---
Investigation Costs	---	---	---
Court Costs	---	---	---
Salaries	13,666	19,343	41.5%
Professional Services	---	---	---
Travel	---	---	---
Training	---	---	---
Other Operating Expenses	325	---	-100.0%
Capital Expenditures	2,743	40,209	1365.9%
Non-Profit or Other Programs	---	---	---
Other Expenditures	---	---	---
Total Expenditures	\$16,734	\$59,552	255.9%
Estimated Value of All Held Property	9,248	\$---	-100.0%
Year-End Balance	167,079	150,863	-9.7%

*Entity with no data in 2022 and 2023 has no expenditures to report.

Waterville Police Department

Expenditures	2022 Expenditures	2023* Expenditures	Percent Change (\$)
Amount Received in the Previous Year	\$---	\$---	---
Expenditure Categories			
Crime Prevention	\$---	\$---	---
Victim Reparations	---	---	---
Exploited Youth Programs	---	---	---
Trafficking Victim Programs	---	---	---
Investigation Costs	---	---	---
Court Costs	---	---	---
Salaries	---	---	---
Professional Services	---	---	---
Travel	---	---	---
Training	---	---	---
Other Operating Expenses	---	---	---
Capital Expenditures	---	---	---
Non-Profit or Other Programs	---	---	---
Other Expenditures	---	---	---
Total Expenditures	\$---	\$---	---
Estimated Value of All Held Property	---	\$---	---
Year-End Balance	---	\$---	---

*Entity with no data in 2022 and 2023 has no expenditures to report.

Watonwan County Attorney's Office

Expenditures	2022 Expenditures	2023* Expenditures	Percent Change (\$)
Amount Received in the Previous Year	\$4,765	\$5,092	6.9%
Expenditure Categories			
Crime Prevention	\$---	\$---	---
Victim Reparations	---	---	---
Exploited Youth Programs	---	---	---
Trafficking Victim Programs	---	---	---
Investigation Costs	---	---	---
Court Costs	---	---	---
Salaries	---	---	---
Professional Services	4,765	5,092	6.9%
Travel	---	---	---
Training	---	---	---
Other Operating Expenses	---	---	---
Capital Expenditures	---	---	---
Non-Profit or Other Programs	---	---	---
Other Expenditures	---	---	---
Total Expenditures	\$4,765	\$5,092	6.9%
Estimated Value of All Held Property	---	\$---	---
Year-End Balance	---	\$---	---

*Entity with no data in 2022 and 2023 has no expenditures to report.

Watonwan County Sheriff's Office

Expenditures	2022 Expenditures	2023* Expenditures	Percent Change (\$)
Amount Received in the Previous Year	\$46,166	\$5,775	-87.5%
Expenditure Categories			
Crime Prevention	\$---	\$---	---
Victim Reparations	---	---	---
Exploited Youth Programs	---	---	---
Trafficking Victim Programs	---	---	---
Investigation Costs	---	---	---
Court Costs	9,837	1,578	-84.0%
Salaries	---	---	---
Professional Services	---	---	---
Travel	---	---	---
Training	---	---	---
Other Operating Expenses	---	---	---
Capital Expenditures	22,331	3,834	-82.8%
Non-Profit or Other Programs	---	---	---
Other Expenditures	13,865	939	-93.2%
Total Expenditures	\$46,033	\$6,351	-86.2%
Estimated Value of All Held Property	---	\$---	---
Year-End Balance	151	\$---	-100.0%

*Entity with no data in 2022 and 2023 has no expenditures to report.

Waubun Police Department

Expenditures	2022 Expenditures	2023* Expenditures	Percent Change (\$)
Amount Received in the Previous Year	\$---	\$---	---
Expenditure Categories			
Crime Prevention	\$---	\$---	---
Victim Reparations	---	---	---
Exploited Youth Programs	---	---	---
Trafficking Victim Programs	---	---	---
Investigation Costs	---	---	---
Court Costs	---	---	---
Salaries	---	---	---
Professional Services	---	---	---
Travel	---	---	---
Training	---	---	---
Other Operating Expenses	---	---	---
Capital Expenditures	---	---	---
Non-Profit or Other Programs	---	---	---
Other Expenditures	---	---	---
Total Expenditures	\$---	\$---	---
Estimated Value of All Held Property	---	\$---	---
Year-End Balance	---	\$---	---

*Entity with no data in 2022 and 2023 has no expenditures to report.

Wayzata Police Department

Expenditures	2022 Expenditures	2023* Expenditures	Percent Change (\$)
Amount Received in the Previous Year	\$---	\$---	---
Expenditure Categories			
Crime Prevention	\$---	\$---	---
Victim Reparations	---	---	---
Exploited Youth Programs	---	---	---
Trafficking Victim Programs	---	---	---
Investigation Costs	---	---	---
Court Costs	---	---	---
Salaries	---	---	---
Professional Services	---	---	---
Travel	---	---	---
Training	---	---	---
Other Operating Expenses	---	---	---
Capital Expenditures	---	---	---
Non-Profit or Other Programs	---	---	---
Other Expenditures	---	4,349	---
Total Expenditures	\$---	\$4,349	---
Estimated Value of All Held Property	7,500	\$---	-100.0%
Year-End Balance	16,515	10,286	-37.7%

*Entity with no data in 2022 and 2023 has no expenditures to report.

Wells Police Department

Expenditures	2022 Expenditures	2023* Expenditures	Percent Change (\$)
Amount Received in the Previous Year	\$---	\$---	---
Expenditure Categories			
Crime Prevention	\$---	\$---	---
Victim Reparations	---	---	---
Exploited Youth Programs	---	---	---
Trafficking Victim Programs	---	---	---
Investigation Costs	---	---	---
Court Costs	---	---	---
Salaries	---	---	---
Professional Services	---	---	---
Travel	---	---	---
Training	---	---	---
Other Operating Expenses	---	---	---
Capital Expenditures	---	---	---
Non-Profit or Other Programs	---	---	---
Other Expenditures	---	---	---
Total Expenditures	\$---	\$---	---
Estimated Value of All Held Property	---	\$---	---
Year-End Balance	---	\$---	---

*Entity with no data in 2022 and 2023 has no expenditures to report.

West Central Minnesota Drug and Violent Crime Task Force

Expenditures	2022 Expenditures	2023* Expenditures	Percent Change (\$)
Amount Received in the Previous Year	\$53,406	\$43,056	-19.4%
Expenditure Categories			
Crime Prevention	\$---	\$---	---
Victim Reparations	---	4,000	---
Exploited Youth Programs	---	---	---
Trafficking Victim Programs	---	---	---
Investigation Costs	---	650	---
Court Costs	---	---	---
Salaries	---	---	---
Professional Services	13,273	14,082	6.1%
Travel	---	---	---
Training	2,605	2,590	-0.6%
Other Operating Expenses	1,099	375	-65.9%
Capital Expenditures	21,448	34,523	61.0%
Non-Profit or Other Programs	---	---	---
Other Expenditures	---	---	---
Total Expenditures	\$38,425	\$56,220	46.3%
Estimated Value of All Held Property	126,136	102,151	-19.0%
Year-End Balance	22,552	92	-99.6%

*Entity with no data in 2022 and 2023 has no expenditures to report.

West Concord Police Department

Expenditures	2022 Expenditures	2023* Expenditures	Percent Change (\$)
Amount Received in the Previous Year	\$---	\$---	---
Expenditure Categories			
Crime Prevention	\$---	\$---	---
Victim Reparations	---	---	---
Exploited Youth Programs	---	---	---
Trafficking Victim Programs	---	---	---
Investigation Costs	---	---	---
Court Costs	---	---	---
Salaries	---	---	---
Professional Services	---	---	---
Travel	---	---	---
Training	---	---	---
Other Operating Expenses	---	---	---
Capital Expenditures	---	---	---
Non-Profit or Other Programs	---	---	---
Other Expenditures	---	---	---
Total Expenditures	\$---	\$---	---
Estimated Value of All Held Property	---	\$---	---
Year-End Balance	---	\$---	---

*Entity with no data in 2022 and 2023 has no expenditures to report.

West Hennepin Public Safety Department

Expenditures	2022 Expenditures	2023* Expenditures	Percent Change (\$)
Amount Received in the Previous Year	\$1,462	\$465	-68.2%
Expenditure Categories			
Crime Prevention	\$---	\$---	---
Victim Reparations	---	---	---
Exploited Youth Programs	---	---	---
Trafficking Victim Programs	---	---	---
Investigation Costs	---	---	---
Court Costs	---	---	---
Salaries	---	---	---
Professional Services	---	---	---
Travel	---	---	---
Training	---	---	---
Other Operating Expenses	---	---	---
Capital Expenditures	893	---	-100.0%
Non-Profit or Other Programs	---	---	---
Other Expenditures	---	620	---
Total Expenditures	\$893	\$620	-30.6%
Estimated Value of All Held Property	4,000	4,000	---
Year-End Balance	4,569	4,414	-3.4%

*Entity with no data in 2022 and 2023 has no expenditures to report.

West Metro Drug Task Force

Expenditures	2022 Expenditures	2023* Expenditures	Percent Change (\$)
Amount Received in the Previous Year	\$37,540	\$55,389	47.5%
Expenditure Categories			
Crime Prevention	\$---	\$---	---
Victim Reparations	---	---	---
Exploited Youth Programs	---	---	---
Trafficking Victim Programs	---	---	---
Investigation Costs	9,875	22,300	125.8%
Court Costs	---	---	---
Salaries	---	---	---
Professional Services	---	---	---
Travel	---	2,943	---
Training	875	---	-100.0%
Other Operating Expenses	27,539	52,034	88.9%
Capital Expenditures	---	---	---
Non-Profit or Other Programs	---	---	---
Other Expenditures	---	---	---
Total Expenditures	\$38,289	\$77,277	101.8%
Estimated Value of All Held Property	4,000	243,762	5994.1%
Year-End Balance	200,542	178,655	-10.9%

*Entity with no data in 2022 and 2023 has no expenditures to report.

West Saint Paul Police Department

Expenditures	2022 Expenditures	2023* Expenditures	Percent Change (\$)
Amount Received in the Previous Year	\$---	\$19,042	---
Expenditure Categories			
Crime Prevention	\$---	\$---	---
Victim Reparations	---	---	---
Exploited Youth Programs	---	---	---
Trafficking Victim Programs	---	---	---
Investigation Costs	---	275	---
Court Costs	---	---	---
Salaries	---	---	---
Professional Services	---	---	---
Travel	---	---	---
Training	---	2,850	---
Other Operating Expenses	---	2,257	---
Capital Expenditures	---	---	---
Non-Profit or Other Programs	---	---	---
Other Expenditures	---	1,268	---
Total Expenditures	\$---	\$6,650	---
Estimated Value of All Held Property	15,000	8,000	-46.7%
Year-End Balance	---	19,042	---

*Entity with no data in 2022 and 2023 has no expenditures to report.

Westbrook Police Department

Expenditures	2022 Expenditures	2023* Expenditures	Percent Change (\$)
Amount Received in the Previous Year	\$---	\$---	---
Expenditure Categories			
Crime Prevention	\$---	\$---	---
Victim Reparations	---	---	---
Exploited Youth Programs	---	---	---
Trafficking Victim Programs	---	---	---
Investigation Costs	---	---	---
Court Costs	---	---	---
Salaries	---	---	---
Professional Services	---	---	---
Travel	---	---	---
Training	---	---	---
Other Operating Expenses	---	---	---
Capital Expenditures	---	---	---
Non-Profit or Other Programs	---	---	---
Other Expenditures	---	---	---
Total Expenditures	\$---	\$---	---
Estimated Value of All Held Property	---	\$---	---
Year-End Balance	---	\$---	---

*Entity with no data in 2022 and 2023 has no expenditures to report.

Wheaton Police Department

Expenditures	2022 Expenditures	2023* Expenditures	Percent Change (\$)
Amount Received in the Previous Year	\$---	\$---	---
Expenditure Categories			
Crime Prevention	\$---	\$---	---
Victim Reparations	---	---	---
Exploited Youth Programs	---	---	---
Trafficking Victim Programs	---	---	---
Investigation Costs	---	---	---
Court Costs	---	---	---
Salaries	---	---	---
Professional Services	---	---	---
Travel	---	---	---
Training	---	---	---
Other Operating Expenses	---	---	---
Capital Expenditures	---	---	---
Non-Profit or Other Programs	---	---	---
Other Expenditures	---	---	---
Total Expenditures	\$---	\$---	---
Estimated Value of All Held Property	---	\$---	---
Year-End Balance	---	\$---	---

*Entity with no data in 2022 and 2023 has no expenditures to report.

White Bear Lake Police Department

Expenditures	2022 Expenditures	2023* Expenditures	Percent Change (\$)
Amount Received in the Previous Year	\$4,399	\$7,222	64.2%
Expenditure Categories			
Crime Prevention	\$---	\$---	---
Victim Reparations	---	---	---
Exploited Youth Programs	---	---	---
Trafficking Victim Programs	---	---	---
Investigation Costs	24,995	---	-100.0%
Court Costs	594	77	-87.0%
Salaries	---	---	---
Professional Services	---	---	---
Travel	---	---	---
Training	---	---	---
Other Operating Expenses	2,197	---	-100.0%
Capital Expenditures	17,861	---	-100.0%
Non-Profit or Other Programs	---	---	---
Other Expenditures	---	---	---
Total Expenditures	\$45,647	\$77	-99.8%
Estimated Value of All Held Property	---	\$---	---
Year-End Balance	21,787	36,095	65.7%

*Entity with no data in 2022 and 2023 has no expenditures to report.

White Earth Tribal Office

Expenditures	2022 Expenditures	2023* Expenditures	Percent Change (\$)
Amount Received in the Previous Year	\$---	\$---	---
Expenditure Categories			
Crime Prevention	\$---	\$---	---
Victim Reparations	---	---	---
Exploited Youth Programs	---	---	---
Trafficking Victim Programs	---	---	---
Investigation Costs	---	---	---
Court Costs	---	---	---
Salaries	---	---	---
Professional Services	---	---	---
Travel	---	---	---
Training	---	---	---
Other Operating Expenses	---	---	---
Capital Expenditures	---	---	---
Non-Profit or Other Programs	---	---	---
Other Expenditures	---	---	---
Total Expenditures	\$---	\$---	---
Estimated Value of All Held Property	---	\$---	---
Year-End Balance	---	\$---	---

*Entity with no data in 2022 and 2023 has no expenditures to report.

Wilkin County Attorney's Office

Expenditures	2022 Expenditures	2023* Expenditures	Percent Change (\$)
Amount Received in the Previous Year	\$547	\$---	-100.0%
Expenditure Categories			
Crime Prevention	\$---	\$---	---
Victim Reparations	---	---	---
Exploited Youth Programs	---	---	---
Trafficking Victim Programs	---	---	---
Investigation Costs	---	---	---
Court Costs	---	---	---
Salaries	---	---	---
Professional Services	---	---	---
Travel	---	---	---
Training	---	---	---
Other Operating Expenses	---	---	---
Capital Expenditures	---	---	---
Non-Profit or Other Programs	---	---	---
Other Expenditures	---	---	---
Total Expenditures	\$---	\$---	---
Estimated Value of All Held Property	---	\$---	---
Year-End Balance	---	\$---	---

*Entity with no data in 2022 and 2023 has no expenditures to report.

Wilkin County Sheriff's Office

Expenditures	2022 Expenditures	2023* Expenditures	Percent Change (\$)
Amount Received in the Previous Year	\$---	\$---	---
Expenditure Categories			
Crime Prevention	\$---	\$---	---
Victim Reparations	---	---	---
Exploited Youth Programs	---	---	---
Trafficking Victim Programs	---	---	---
Investigation Costs	---	---	---
Court Costs	---	---	---
Salaries	---	---	---
Professional Services	---	---	---
Travel	---	---	---
Training	---	---	---
Other Operating Expenses	---	---	---
Capital Expenditures	---	---	---
Non-Profit or Other Programs	---	---	---
Other Expenditures	---	---	---
Total Expenditures	\$---	\$---	---
Estimated Value of All Held Property	19,498	\$---	-100.0%
Year-End Balance	---	\$---	---

*Entity with no data in 2022 and 2023 has no expenditures to report.

Willmar Police Department

Expenditures	2022 Expenditures	2023* Expenditures	Percent Change (\$)
Amount Received in the Previous Year	\$21,825	\$417	-98.1%
Expenditure Categories			
Crime Prevention	\$---	\$---	---
Victim Reparations	---	---	---
Exploited Youth Programs	---	---	---
Trafficking Victim Programs	---	---	---
Investigation Costs	150	206	37.3%
Court Costs	---	---	---
Salaries	---	---	---
Professional Services	---	---	---
Travel	---	---	---
Training	---	---	---
Other Operating Expenses	---	3,560	---
Capital Expenditures	19,797	927	-95.3%
Non-Profit or Other Programs	---	---	---
Other Expenditures	---	---	---
Total Expenditures	\$19,947	\$4,693	-76.5%
Estimated Value of All Held Property	24,285	\$---	-100.0%
Year-End Balance	39,808	43,028	8.1%

*Entity with no data in 2022 and 2023 has no expenditures to report.

Windom Police Department

Expenditures	2022 Expenditures	2023* Expenditures	Percent Change (\$)
Amount Received in the Previous Year	\$13,543	\$---	-100.0%
Expenditure Categories			
Crime Prevention	\$---	\$---	---
Victim Reparations	---	---	---
Exploited Youth Programs	---	---	---
Trafficking Victim Programs	---	---	---
Investigation Costs	---	---	---
Court Costs	---	---	---
Salaries	---	---	---
Professional Services	---	---	---
Travel	---	---	---
Training	---	---	---
Other Operating Expenses	---	---	---
Capital Expenditures	5,297	---	-100.0%
Non-Profit or Other Programs	---	---	---
Other Expenditures	---	---	---
Total Expenditures	\$5,297	\$---	-100.0%
Estimated Value of All Held Property	---	\$---	---
Year-End Balance	8,353	\$---	-100.0%

*Entity with no data in 2022 and 2023 has no expenditures to report.

Winnebago Public Safety

Expenditures	2022 Expenditures	2023* Expenditures	Percent Change (\$)
Amount Received in the Previous Year	\$1,595	\$---	-100.0%
Expenditure Categories			
Crime Prevention	\$---	\$---	---
Victim Reparations	---	---	---
Exploited Youth Programs	---	---	---
Trafficking Victim Programs	---	---	---
Investigation Costs	---	---	---
Court Costs	---	---	---
Salaries	---	---	---
Professional Services	---	---	---
Travel	---	---	---
Training	---	---	---
Other Operating Expenses	---	---	---
Capital Expenditures	---	---	---
Non-Profit or Other Programs	---	---	---
Other Expenditures	---	---	---
Total Expenditures	\$---	\$---	---
Estimated Value of All Held Property	2,700	8,000	196.3%
Year-End Balance	1,595	1,595	---

*Entity with no data in 2022 and 2023 has no expenditures to report.

Winona County Attorney's Office

Expenditures	2022 Expenditures	2023* Expenditures	Percent Change (\$)
Amount Received in the Previous Year	\$7,837	\$8,057	2.8%
Expenditure Categories			
Crime Prevention	\$---	\$---	---
Victim Reparations	---	---	---
Exploited Youth Programs	---	---	---
Trafficking Victim Programs	---	---	---
Investigation Costs	---	---	---
Court Costs	---	---	---
Salaries	---	---	---
Professional Services	---	500	---
Travel	---	202	---
Training	8,200	957	-88.3%
Other Operating Expenses	---	17,183	---
Capital Expenditures	---	---	---
Non-Profit or Other Programs	---	---	---
Other Expenditures	---	---	---
Total Expenditures	\$8,200	\$18,842	129.8%
Estimated Value of All Held Property	---	\$---	---
Year-End Balance	63,592	52,807	-17.0%

*Entity with no data in 2022 and 2023 has no expenditures to report.

Winona County Sheriff's Office

Expenditures	2022 Expenditures	2023* Expenditures	Percent Change (\$)
Amount Received in the Previous Year	\$910	\$5,600	515.4%
Expenditure Categories			
Crime Prevention	2,660	1,405	-47.2%
Victim Reparations	---	---	---
Exploited Youth Programs	---	---	---
Trafficking Victim Programs	---	---	---
Investigation Costs	---	---	---
Court Costs	---	---	---
Salaries	---	---	---
Professional Services	---	---	---
Travel	---	---	---
Training	---	---	---
Other Operating Expenses	---	216	---
Capital Expenditures	2,140	---	-100.0%
Non-Profit or Other Programs	---	---	---
Other Expenditures	---	---	---
Total Expenditures	\$4,800	\$1,621	-66.2%
Estimated Value of All Held Property	---	7,800	---
Year-End Balance	10,325	14,304	38.5%

*Entity with no data in 2022 and 2023 has no expenditures to report.

Winona Police Department

Expenditures	2022 Expenditures	2023* Expenditures	Percent Change (\$)
Amount Received in the Previous Year	\$2,701	\$---	-100.0%
Expenditure Categories			
Crime Prevention	\$---	\$---	---
Victim Reparations	---	---	---
Exploited Youth Programs	---	---	---
Trafficking Victim Programs	---	---	---
Investigation Costs	---	---	---
Court Costs	---	---	---
Salaries	---	---	---
Professional Services	3,600	---	-100.0%
Travel	---	---	---
Training	---	---	---
Other Operating Expenses	---	---	---
Capital Expenditures	---	---	---
Non-Profit or Other Programs	---	---	---
Other Expenditures	---	---	---
Total Expenditures	\$3,600	\$---	-100.0%
Estimated Value of All Held Property	---	\$---	---
Year-End Balance	---	\$---	---

*Entity with no data in 2022 and 2023 has no expenditures to report.

Winsted Police Department

Expenditures	2022 Expenditures	2023* Expenditures	Percent Change (\$)
Amount Received in the Previous Year	\$734	\$200	-72.8%
Expenditure Categories			
Crime Prevention	\$---	\$---	---
Victim Reparations	---	---	---
Exploited Youth Programs	---	---	---
Trafficking Victim Programs	---	---	---
Investigation Costs	358	80	-77.7%
Court Costs	---	---	---
Salaries	---	---	---
Professional Services	---	---	---
Travel	---	---	---
Training	---	---	---
Other Operating Expenses	---	37	---
Capital Expenditures	8,343	8,112	-2.8%
Non-Profit or Other Programs	---	---	---
Other Expenditures	---	233	---
Total Expenditures	\$8,701	\$8,462	-2.7%
Estimated Value of All Held Property	---	\$---	---
Year-End Balance	10,903	3,455	-68.3%

*Entity with no data in 2022 and 2023 has no expenditures to report.

Winthrop Police Department

Expenditures	2022 Expenditures	2023* Expenditures	Percent Change (\$)
Amount Received in the Previous Year	\$---	\$1,509	---
Expenditure Categories			
Crime Prevention	\$---	\$---	---
Victim Reparations	---	---	---
Exploited Youth Programs	---	---	---
Trafficking Victim Programs	---	---	---
Investigation Costs	---	---	---
Court Costs	---	---	---
Salaries	---	---	---
Professional Services	---	---	---
Travel	---	---	---
Training	---	---	---
Other Operating Expenses	---	---	---
Capital Expenditures	---	---	---
Non-Profit or Other Programs	---	---	---
Other Expenditures	---	---	---
Total Expenditures	\$---	\$---	---
Estimated Value of All Held Property	---	1,509	---
Year-End Balance	---	1,509	---

*Entity with no data in 2022 and 2023 has no expenditures to report.

Woodbury Police Department

Expenditures	2022 Expenditures	2023* Expenditures	Percent Change (\$)
Amount Received in the Previous Year	\$143,050	\$41,922	-70.7%
Expenditure Categories			
Crime Prevention	\$---	4,483	---
Victim Reparations	9,950	---	-100.0%
Exploited Youth Programs	---	---	---
Trafficking Victim Programs	---	---	---
Investigation Costs	---	---	---
Court Costs	14,301	2,730	-80.9%
Salaries	---	---	---
Professional Services	---	---	---
Travel	---	---	---
Training	---	3,768	---
Other Operating Expenses	35,171	25,449	-27.6%
Capital Expenditures	38,419	14,470	-62.3%
Non-Profit or Other Programs	---	---	---
Other Expenditures	15,564	1,365	-91.2%
Total Expenditures	\$113,405	\$52,265	-53.9%
Estimated Value of All Held Property	215,397	135,404	-37.1%
Year-End Balance	123,494	125,345	1.5%

*Entity with no data in 2022 and 2023 has no expenditures to report.

Worthington Police Department

Expenditures	2022 Expenditures	2023* Expenditures	Percent Change (\$)
Amount Received in the Previous Year	\$25,430	\$41,392	62.8%
Expenditure Categories			
Crime Prevention	\$---	\$---	---
Victim Reparations	---	---	---
Exploited Youth Programs	---	---	---
Trafficking Victim Programs	---	---	---
Investigation Costs	---	---	---
Court Costs	---	---	---
Salaries	---	---	---
Professional Services	---	---	---
Travel	---	---	---
Training	---	---	---
Other Operating Expenses	---	---	---
Capital Expenditures	---	---	---
Non-Profit or Other Programs	---	---	---
Other Expenditures	---	---	---
Total Expenditures	\$---	\$---	---
Estimated Value of All Held Property	89,434	11,213	-87.5%
Year-End Balance	25,430	32,753	28.8%

*Entity with no data in 2022 and 2023 has no expenditures to report.

Wright County Attorney's Office

Expenditures	2022 Expenditures	2023* Expenditures	Percent Change (\$)
Amount Received in the Previous Year	\$23,064	\$14,263	-38.2%
Expenditure Categories			
Crime Prevention	\$---	\$---	---
Victim Reparations	---	---	---
Exploited Youth Programs	---	---	---
Trafficking Victim Programs	---	---	---
Investigation Costs	---	---	---
Court Costs	---	---	---
Salaries	---	---	---
Professional Services	1,300	---	-100.0%
Travel	175	4,588	2521.7%
Training	100	245	145.0%
Other Operating Expenses	863	800	-7.3%
Capital Expenditures	3,800	---	-100.0%
Non-Profit or Other Programs	19,000	18,500	-2.6%
Other Expenditures	---	---	---
Total Expenditures	\$25,238	\$24,133	-4.4%
Estimated Value of All Held Property	---	\$---	---
Year-End Balance	188,880	252,566	33.7%

*Entity with no data in 2022 and 2023 has no expenditures to report.

Wright County Sheriff's Office

Expenditures	2022 Expenditures	2023* Expenditures	Percent Change (\$)
Amount Received in the Previous Year	\$27,932	\$77,850	178.7%
Expenditure Categories			
Crime Prevention	\$---	\$---	---
Victim Reparations	---	---	---
Exploited Youth Programs	---	---	---
Trafficking Victim Programs	---	---	---
Investigation Costs	---	---	---
Court Costs	---	---	---
Salaries	---	---	---
Professional Services	---	2,082	---
Travel	---	---	---
Training	---	---	---
Other Operating Expenses	---	---	---
Capital Expenditures	27,932	43,093	54.3%
Non-Profit or Other Programs	---	---	---
Other Expenditures	---	57,104	---
Total Expenditures	\$27,932	\$102,279	266.2%
Estimated Value of All Held Property	300	300	---
Year-End Balance	119,493	56,531	-52.7%

*Entity with no data in 2022 and 2023 has no expenditures to report.

Wyoming Police Department

Expenditures	2022 Expenditures	2023* Expenditures	Percent Change (\$)
Amount Received in the Previous Year	\$3,244	\$330	-89.8%
Expenditure Categories			
Crime Prevention	\$---	\$---	---
Victim Reparations	---	---	---
Exploited Youth Programs	---	---	---
Trafficking Victim Programs	---	---	---
Investigation Costs	---	---	---
Court Costs	---	---	---
Salaries	---	---	---
Professional Services	---	---	---
Travel	---	---	---
Training	---	---	---
Other Operating Expenses	---	---	---
Capital Expenditures	---	---	---
Non-Profit or Other Programs	---	---	---
Other Expenditures	---	---	---
Total Expenditures	\$---	\$---	---
Estimated Value of All Held Property	---	\$---	---
Year-End Balance	18,629	18,864	1.3%

*Entity with no data in 2022 and 2023 has no expenditures to report.

Yellow Medicine County Attorney's Office

Expenditures	2022 Expenditures	2023* Expenditures	Percent Change (\$)
Amount Received in the Previous Year	\$---	\$2,628	---
Expenditure Categories			
Crime Prevention	\$---	\$---	---
Victim Reparations	---	---	---
Exploited Youth Programs	---	---	---
Trafficking Victim Programs	---	---	---
Investigation Costs	---	---	---
Court Costs	---	---	---
Salaries	---	---	---
Professional Services	---	---	---
Travel	---	---	---
Training	---	---	---
Other Operating Expenses	---	---	---
Capital Expenditures	---	---	---
Non-Profit or Other Programs	---	---	---
Other Expenditures	---	---	---
Total Expenditures	\$---	\$---	---
Estimated Value of All Held Property	---	\$---	---
Year-End Balance	7,147	9,775	36.8%

*Entity with no data in 2022 and 2023 has no expenditures to report.

Yellow Medicine County Sheriff's Office

Expenditures	2022 Expenditures	2023* Expenditures	Percent Change (\$)
Amount Received in the Previous Year	\$---	\$593	---
Expenditure Categories			
Crime Prevention	\$---	\$---	---
Victim Reparations	---	---	---
Exploited Youth Programs	---	---	---
Trafficking Victim Programs	---	---	---
Investigation Costs	---	---	---
Court Costs	---	---	---
Salaries	---	---	---
Professional Services	---	---	---
Travel	---	---	---
Training	---	---	---
Other Operating Expenses	---	---	---
Capital Expenditures	---	---	---
Non-Profit or Other Programs	---	---	---
Other Expenditures	---	---	---
Total Expenditures	\$---	\$---	---
Estimated Value of All Held Property	---	593	---
Year-End Balance	---	593	---

*Entity with no data in 2022 and 2023 has no expenditures to report.

Zumbrota Police Department

Expenditures	2022 Expenditures	2023* Expenditures	Percent Change (\$)
Amount Received in the Previous Year	\$250	\$---	-100.0%
Expenditure Categories			
Crime Prevention	\$---	\$---	---
Victim Reparations	---	---	---
Exploited Youth Programs	---	---	---
Trafficking Victim Programs	---	---	---
Investigation Costs	---	---	---
Court Costs	---	---	---
Salaries	---	---	---
Professional Services	---	---	---
Travel	---	---	---
Training	---	---	---
Other Operating Expenses	250	---	-100.0%
Capital Expenditures	---	---	---
Non-Profit or Other Programs	---	---	---
Other Expenditures	---	---	---
Total Expenditures	\$250	\$---	-100.0%
Estimated Value of All Held Property	---	\$---	---
Year-End Balance	---	\$---	---

*Entity with no data in 2022 and 2023 has no expenditures to report.

APPENDIX 1

Law Enforcement Agencies Reporting No Forfeitures in 2023

Ada Police Department	Deephaven Police Department
Akeley Police Department	Deer River Police Department
Albany Police Department	Deerwood Police Department
Alcohol and Gambling Enforcement Division	Department of Corrections
Alexandria Police Department	DNR, Enforcement Division
Apple Valley Police Department	Duluth Township Police Department
Atwater Police Department	Dundas Police Department
Audubon Police Department	Eagle Lake Police Department
Avon Police Department	East Range Public Safety Board
Babbitt Police Department	Eden Valley Police Department
Bagley Police Department	Elmore Police Department
Barnesville Police Department	Fairfax Police Department
Battle Lake Police Department	Faribault County Sheriff's Office
Bayport Police Department	Farmington Police Department
Blackduck Police Department	Fisher Police Department
Blooming Prairie Police Department	Floodwood Police Department
Boundary Waters Drug Task Force	Foley Police Department
Bovey Police Department	Fond du Lac Tribal Police Department
Braham Police Department	Forest Lake Police Department
Breezy Point Police Department	Frazee Police Department
Breitung Police Department	Fulda Police Department
Brown County Sheriff's Office	Gibbon Police Department
Brownsdale Police Department	Gilbert Police Department
Brownton Police Department	Glenwood Police Department
Buffalo Lake Police Department	Goodview Police Department
Caledonia Police Department	Grand Meadow Police Department
Callaway/Ogema Police Department	Hallock Police Department
Cambridge Police Department	Henderson Police Department
Canby Police Department	Henning Police Department
Chaska Police Department	Heron Lake-Okabena Police Department
Chatfield Police Department	Hill City Police Department
Chisholm Police Department	Hokah Police Department
Clearbrook Police Department	Houston Police Department
Cleveland Police Department	Howard Lake Police Department
Climax Police Department	Hutchinson Police Department
Coleraine Police Department	Isle Police Department
Columbia Heights Police Department	Ivanhoe Police Department
Cook County Sheriff's Office	Jackson County Sheriff's Office
Cottonwood County Sheriff's Office	Kasson Police Department
Crookston Police Department	Kenyon Police Department
Crosby Police Department	Kittson County Sheriff's Office
Crosslake Police Department	Koochiching County Sheriff's Office
Cuyuna Police Department	La Crescent Police Department
Danube Police Department	Lake City Police Department
Dawson Police Department	Lake County Sheriff's Office

Law Enforcement Agencies Reporting No Forfeitures in 2023 (Continued)

Lake of the Woods County Sheriff's Office	Pelican Rapids Police Department
Lake Park Police Department	Pennington County Sheriff's Office
Lake Shore Police Department	Perham Police Department
Lakefield Police Department	Pierz Police Department
Lakes to River Drug and Violent Crimes Task Force	Pillager Police Department
Lakeville Police Department	Pine River Police Department
Lamberton Police Department	Pipestone County Sheriff's Office
Le Center Police Department	Plainview Police Department
Leech Lake Tribal Police Department	Pope County Sheriff's Office
Lester Prairie Police Department	Preston Police Department
Lewiston Police Department	Proctor Police Department
Lincoln County Sheriff's Office	Red Lake County Sheriff's Office
Litchfield Police Department	Renville Police Department
Little Falls Police Department	Rice Police Department
Lower Sioux Tribal Police Department	Roseau County Sheriff's Office
Lowry Police Department	Roseau Police Department
Madelia Police Department	Roseville Police Department
Madison Lake Police Department	Royalton Police Department
Mapleton Police Department	Rushford Police Department
Melrose Police Department	Saint Charles Police Department
Menahga Police Department	Sauk Rapids Police Department
Metropolitan Transit Police	Sherburn-Welcome Police Department
Minneota Police Department	Sibley County Sheriff's Office
Minnesota Department of Commerce Fraud Bureau	Silver Bay Police Department
Minnesota Financial Crimes Task Force	Slayton Police Department
Montevideo Police Department	Sleepy Eye Police Department
Montgomery Police Department	South Saint Paul Police Department
Moose Lake Police Department	Springfield Police Department
Morgan Police Department	State Fair Police Department
Motley Police Department	Stevens County Sheriff's Office
Mountain Lake Police Department	Stillwater Police Department
New Hope Police Department	Tracy Police Department
New Richland Police Department	Traverse County Sheriff's Office
New York Mills Police Department	Trimont Police Department
Nobles County Sheriff's Office	Truman Police Department
Norman County Sheriff's Office	Twin Valley Police Department
North Branch Police Department	Two Harbors Police Department
Northfield Police Department	Tyler Police Department
Oak Park Heights Police Department	U/M Duluth Police Department
Orono Police Department	U/M Morris Police Department
Osakis Police Department	U/M Twin Cities Police Department
Osseo Police Department	Upper Sioux Tribal Community Police
Park Rapids Police Department	Verndale Police Department
Parkers Prairie Police Department	Wabasha County Sheriff's Office

Law Enforcement Agencies Reporting No Forfeitures in 2023 (Continued)

Waite Park Police Department
Walker Police Department
Walnut Grove Police Department
Warroad Police Department
Waterville Police Department
Waubun Police Department
Wayzata Police Department
Wells Police Department
West Concord Police Department
Westbrook Police Department
Wheaton Police Department
White Earth Tribal Office
Winona Police Department

APPENDIX 2

2023 Drug and Violent Crime Enforcement Teams

Department of Public Safety
OFFICE OF JUSTICE PROGRAMS

