

Children screened, diagnosed and treated for autism spectrum disorder

This document is made available electronically by the Minnesota Legislative Reference Library as part of an ongoing digital archiving project.
<http://www.leg.state.mn.us/lrl/lrl.asp>

These data, published in compliance with [Minn. Stat. 256B.69, Subd. 32a](#), show the number of children aged 1 to 6 who received a diagnostic assessment for autism spectrum disorder, the total number of children aged 1 to 6 with a diagnosis of autism spectrum disorder who received treatments and the types of treatments provided to children who were enrolled in a managed-care organization (MCO).

The statute also requires MCOs to report to DHS annually any barriers they encounter in the delivery of these services. Read the calendar year 2018 responses in the [2019 Report on barriers, strategies and effectiveness of practices in the identification of children between the ages of 1-3 with symptoms of autism spectrum disorder \(PDF\)](#).

Data by calendar year

Data from 2018 calendar year

Table 1. Number of children (1-6 years old) who received a diagnostic assessment

MCO	Number of children (Age 1-3)	Number of children (Age 4-6)
Blue Plus	581	2,394
HealthPartners	223	900
Hennepin Health	13	37
Itasca Medical Care	12	102
Medica	0	0
PrimeWest	86	337
South Country Health Alliance	57	294
UCare	351	1,502
MCOs overall	1,323	5,566

Table 2. Number of children (1-6 years old) with a diagnosis of autism spectrum disorder (ASD) who received treatments

MCO	Number of children with ASD	Number of children with treatment(s)
Blue Plus	799	622
HealthPartners	339	279
Hennepin Health	23	16
Itasca Medical Care	19	15
Medica	0	0
PrimeWest	108	83
South Country Health Alliance	93	66
UCare	695	540
MCOs overall	2,076	1,621


Table 3a. Number of children (1-3 years old) with a diagnosis of ASD who received treatments, by MCO and age

MCO	# 1-year-old children with ASD	# 1-year-olds receiving treatments	# 2-year-old children with ASD	# 2-year-olds receiving treatments	# 3-year-old children with ASD	# 3-year-olds receiving treatments
Blue Plus	5	3	59	50	152	132
HealthPartners	5	3	26	17	71	62
Hennepin Health	0	0	2	1	3	2
Itasca Medical Care	0	0	1	0	2	1
Medica	0	0	0	0	0	0
PrimeWest	1	0	10	8	17	14
South Country Health Alliance	1	0	5	5	21	15
UCare	10	6	73	65	137	117
MHCP overall	22	12	176	146	403	343

Table 3b. Number of children (4-6 years old) with a diagnosis of ASD who received treatments, by MCO and age

MCO	# 4-year-old children with ASD	# 4-year-olds who receive treatments	# 5-year-old children with ASD	# 5-year-olds who receive treatments	# 6-year-old children with ASD	# 6-year-olds who receive treatments
Blue Plus	186	152	189	138	208	147
HealthPartners	76	66	74	60	87	71
Hennepin Health	6	5	5	4	7	4
Itasca Medical Care	4	3	4	4	8	7
Medica	0	0	0	0	0	0
PrimeWest	28	21	33	25	20	15
South Country Health Alliance	19	13	24	14	23	19
UCare	152	121	155	114	168	117
MHCP overall	471	381	484	359	521	380

Table 4a. Blue Plus: Types of treatments provided to children with ASD by procedure code (n=799)

A large, solid gray rectangular area covers the majority of the page, indicating that the table content has been redacted. The table title is visible at the top left of this area.


Procedure code	Description	Unique # of children who receive service	Count of services	Total units submitted	Average units
0359T	Comprehensive Multi-Disciplinary Evaluation (CMDE)	17	56	56.0	3.3
0362T	EIDBI Intervention Observation and Direction, first 30 minutes	13	231	231.0	17.8
0363T	EIDBI Intervention Observation and Direction, additional 30 minutes	13	154	259.0	19.9
0364T	EIDBI Intervention - Individual, first 30 minutes	16	1,023	1,023.0	63.9
0365T	EIDBI Intervention - Individual, additional 30 minutes	16	1,028	6,506.0	406.6
0366T	EIDBI Intervention - Group, first 30 minutes	7	102	102.0	14.6
0367T	EIDBI Intervention - Group, additional 30 minutes	5	43	117.0	23.4
0368T	EIDBI Intervention - Individual (Temp Increase Svcs), first 30 minutes	5	39	39.0	7.8
0369T	EIDBI Intervention - Individual (Temp Increase Svcs), additional 30 minutes	6	39	117.0	19.5
90832	Psychotherapy, 30 min	43	215	215.0	5.0
90833	Psychotherapy with E&M, 30 minutes	8	29	29.0	3.6
90834	Psychotherapy, 45 min	73	430	430.0	5.9
90836	Psychotherapy with E&M, 45 min	0	0	0.0	0
90837	Psychotherapy, 60 min	109	690	690.0	6.3
90839	Psychotherapy for Crisis, first 60 minutes	3	4	4.0	1.3
90840	Psychotherapy for Crisis, additional 30 minutes	2	2	2.0	0.0
90846	Family Psychotherapy - Without Patient Present	188	642	642.0	3.4
90847	Family Psychotherapy - With Patient Present	176	939	939.0	5.3

90849	Multiple Family Group Psychotherapy	2	6	6.0	0.0
90853	Group Psychotherapy	3	32	32.0	10.7
90875	Biofeedback Training	0	0	0.0	0.0
90882	Environmental Intervention	0	0	0.0	0.0
90887	Interpretation of Psychiatric and Other Medial Examination	1	1	1.0	1.0
90899	Unlisted Psychiatric Service	30	108	110.0	3.7
99499	Psychiatric Consultation (Unlisted Evaluation and Management)	0	0	0.0	0.0
H0031	Administering and Reporting Standardized Measures	181	240	261.0	1.4
H0032	Individual Treatment Plan Development and Monitoring	80	609	3,185.0	39.8
H2012	Behavioral Health Day Treatment (General Day Treatment)	79	6,370	18,916.0	239.4
H2014	Skills Training	90	4,499	69,375.0	770.8
H2015	Crisis Assistance	4	5	13.0	3.3
H2019	Mental Health Behavioral Aide	10	561	6,582.0	658.2
T1013	Sign Language or Oral Interpreter Services	78	766	2,903.0	37.2
T1018	School-based IEP Services, Bundled	0	0	0.0	0.0
T1024	EIDBI Coordinated Care Conference	4	4	4.0	1.0
T1027	Family/Caregiver Training and Counseling	8	44	165.0	20.6

Table 4b. Blue Plus: Types of treatments provided to children with ASD by category of service (n=799)

Category of service	Description	Unique # of children who receive service	Count of services	Total units submitted	Average units
051	Physical Therapy	132	3,419	6,838	51.8
053	Speech Therapy	422	10,260	10,266	24.3
054	Occupational Therapy	414	9,893	24,969	60.3

Table 5a. HealthPartners: Types of treatment provided to children with ASD by procedure code (n=339)



Procedure code	Description	Unique # of children who receive service	Count of services	Total units submitted	Average units
0359T	Comprehensive Multi-Disciplinary Evaluation (CMDE)	4	14	14.0	3.5
0362T	EIDBI Intervention Observation and Direction, first 30 minutes	4	17	17.0	4.3
0363T	EIDBI Intervention Observation and Direction, additional 30 minutes	4	9	9.0	2.3
0364T	EIDBI Intervention - Individual, first 30 minutes	1	2	2.0	2.0
0365T	EIDBI Intervention - Individual, additional 30 minutes	1	2	12.0	12.0
0366T	EIDBI Intervention - Group, first 30 minutes	3	15	15.0	5.0
0367T	EIDBI Intervention - Group, additional 30 minutes	3	14	15.0	5.0
0368T	EIDBI Intervention - Individual (Temp Increase Svcs), first 30 minutes	4	110	110.0	27.5
0369T	EIDBI Intervention - Individual (Temp Increase Svcs), additional 30 minutes	4	110	211.0	52.8
90832	Psychotherapy, 30 min	12	33	33.0	2.8
90833	Psychotherapy with E&M, 30 minutes	1	13	13.0	13.0
90834	Psychotherapy, 45 min	20	163	163.0	8.2
90836	Psychotherapy with E&M, 45 min	1	2	2.0	2.0
90837	Psychotherapy, 60 min	32	233	233.0	7.3
90839	Psychotherapy for Crisis, first 60 minutes	3	5	5.0	1.7
90840	Psychotherapy for Crisis, additional 30 minutes	0	0	0.0	0.0
90846	Family Psychotherapy - Without Patient Present	124	602	602.0	4.9
90847	Family Psychotherapy - With Patient Present	118	518	518.0	4.4

90849	Multiple Family Group Psychotherapy	3	33	33.0	0.0
90853	Group Psychotherapy	2	9	9.0	4.5
90875	Biofeedback Training	0	0	0.0	0.0
90882	Environmental Intervention	0	0	0.0	0.0
90887	Interpretation of Psychiatric and Other Medical Examination	8	9	9.0	1.1
90899	Unlisted Psychiatric Service	14	59	59.0	4.2
99499	Psychiatric Consultation (Unlisted Evaluation and Management)	0	0	0.0	0.0
H0031	Administering and Reporting Standardized Measures	123	180	192.0	1.6
H0032	Individual Treatment Plan Development and Monitoring	27	228	934.0	34.6
H2012	Behavioral Health Day Treatment (General Day Treatment)	75	7,641	23,320.0	310.9
H2014	Skills Training	28	1,361	14,369.0	513.2
H2015	Crisis Assistance	0	0	0.0	0.0
H2019	Mental Health Behavioral Aide	5	219	2,890.0	578.0
T1013	Sign Language or Oral Interpreter Services	51	835	3,927.0	77.0
T1018	School-based IEP Services, Bundled	0	0	0.0	0.0
T1024	EIDBI Coordinated Care Conference	0	0	0.0	0.0
T1027	Family/Caregiver Training and Counseling	6	59	249.0	41.5

Table 5b. HealthPartners: Types of treatment provided to children with ASD by category of service (n=339)

Category of service	Description	Unique # of children who receive service	Count of services	Total units submitted	Average units
051	Physical Therapy	32	637	1,294	40.4
053	Speech Therapy	193	4,700	4,710	24.4
054	Occupational Therapy	189	4,354	12,278	65.0

Table 6a. Hennepin Health: Types of treatment provided to children with ASD by procedure code (n=23)

Procedure code	Description	Unique # of children who receive service	Count of services	Total units submitted	Average units
0359T	Comprehensive Multi-Disciplinary Evaluation (CMDE)	2	9	9.0	4.5
0362T	EIDBI Intervention Observation and Direction, first 30 minutes	0	0	0.0	0.0
0363T	EIDBI Intervention Observation and Direction, additional 30 minutes	0	0	0.0	0.0
0364T	EIDBI Intervention - Individual, first 30 minutes	0	0	0.0	0.0
0365T	EIDBI Intervention - Individual, additional 30 minutes	0	0	0.0	0.0
0366T	EIDBI Intervention - Group, first 30 minutes	0	0	0.0	0.0
0367T	EIDBI Intervention - Group, additional 30 minutes	0	0	0.0	0.0
0368T	EIDBI Intervention - Individual (Temp Increase Svcs), first 30 minutes	1	29	29.0	0.0
0369T	EIDBI Intervention - Individual (Temp Increase Svcs), additional 30 minutes	1	29	118.0	0.0
90832	Psychotherapy, 30 min	1	1	1.0	1.0
90833	Psychotherapy with E&M, 30 minutes	0	0	0.0	0.0
90834	Psychotherapy, 45 min	1	28	28.0	28.0
90836	Psychotherapy with E&M, 45 min	0	0	0.0	0.0
90837	Psychotherapy, 60 min	1	5	5.0	5.0
90839	Psychotherapy for Crisis, first 60 minutes	0	0	0.0	0.0
90840	Psychotherapy for Crisis, additional 30 minutes	0	0	0.0	0.0
90846	Family Psychotherapy - Without Patient Present	10	45	45.0	4.5
90847	Family Psychotherapy - With Patient Present	6	25	25.0	4.2

90849	Multiple Family Group Psychotherapy	1	17	17.0	0.0
90853	Group Psychotherapy	0	0	0.0	0.0
90875	Biofeedback Training	0	0	0.0	0.0
90882	Environmental Intervention	0	0	0.0	0.0
90887	Interpretation of Psychiatric and Other Medical Examination	0	0	0.0	0.0
90899	Unlisted Psychiatric Service	2	9	9.0	4.5
99499	Psychiatric Consultation (Unlisted Evaluation and Management)	0	0	0.0	0.0
H0031	Administering and Reporting Standardized Measures	9	14	19.0	2.1
H0032	Individual Treatment Plan Development and Monitoring	2	17	117.0	58.5
H2012	Behavioral Health Day Treatment (General Day Treatment)	6	696	2,071.0	345.2
H2014	Skills Training	5	97	561.0	112.2
H2015	Crisis Assistance	0	0	0.0	0.0
H2019	Mental Health Behavioral Aide	1	37	389.0	0.0
T1013	Sign Language or Oral Interpreter Services	9	56	194.0	21.6
T1018	School-based IEP Services, Bundled	0	0	0.0	0.0
T1024	EIDBI Coordinated Care Conference	1	1	1.0	0.0
T1027	Family/Caregiver Training and Counseling	1	7	66.0	0.0

Table 6b. Hennepin Health: Types of treatment provided to children with ASD by category of service (n=23)

Category of service	Description	Unique # of children who receive service	Count of services	Total units submitted	Average units
051	Physical Therapy	1	13	22.0	0.0
053	Speech Therapy	11	228	228.0	20.7
054	Occupational Therapy	9	235	716.0	79.6

Table 7a. Itasca Medical Care: Types of treatment provided to children with ASD by procedure code (n=19)

Procedure code	Description	Unique # of children who receive service	Count of services	Total units submitted	Average units
0359T	Comprehensive Multi-Disciplinary Evaluation (CMDE)	0	0	0.0	0.0
0362T	EIDBI Intervention Observation and Direction, first 30 minutes	0	0	0.0	0.0
0363T	EIDBI Intervention Observation and Direction, additional 30 minutes	0	0	0.0	0.0
0364T	EIDBI Intervention - Individual, first 30 minutes	0	0	0.0	0.0
0365T	EIDBI Intervention - Individual, additional 30 minutes	0	0	0.0	0.0
0366T	EIDBI Intervention - Group, first 30 minutes	0	0	0.0	0.0
0367T	EIDBI Intervention - Group, additional 30 minutes	0	0	0.0	0.0
0368T	EIDBI Intervention - Individual (Temp Increase Svcs), first 30 minutes	0	0	0.0	0.0
0369T	EIDBI Intervention - Individual (Temp Increase Svcs), additional 30 minutes	0	0	0.0	0.0
90832	Psychotherapy, 30 min	1	22	22.0	22.0
90833	Psychotherapy with E&M, 30 minutes	0	0	0.0	0.0
90834	Psychotherapy, 45 min	5	8	8.0	1.6
90836	Psychotherapy with E&M, 45 min	0	0	0.0	0.0
90837	Psychotherapy, 60 min	5	48	48.0	9.6
90839	Psychotherapy for Crisis, first 60 minutes	0	0	0.0	0.0
90840	Psychotherapy for Crisis, additional 30 minutes	0	0	0.0	0.0
90846	Family Psychotherapy - Without Patient Present	0	0	0.0	0.0
90847	Family Psychotherapy - With Patient Present	2	2	2.0	1.0

90849	Multiple Family Group Psychotherapy	0	0	0.0	0.0
90853	Group Psychotherapy	0	0	0.0	0.0
90875	Biofeedback Training	0	0	0.0	0.0
90882	Environmental Intervention	0	0	0.0	0.0
90887	Interpretation of Psychiatric and Other Medical Examination	0	0	0.0	0.0
90899	Unlisted Psychiatric Service	2	4	4.0	2.0
99499	Psychiatric Consultation (Unlisted Evaluation and Management)	0	0	0.0	0.0
H0031	Administering and Reporting Standardized Measures	5	6	15.0	3.0
H0032	Individual Treatment Plan Development and Monitoring	8	13	36.0	4.5
H2012	Behavioral Health Day Treatment (General Day Treatment)	0	0	0.0	0.0
H2014	Skills Training	10	332	2,136.0	213.6
H2015	Crisis Assistance	2	2	8.0	4.0
H2019	Mental Health Behavioral Aide	0	0	0.0	0.0
T1013	Sign Language or Oral Interpreter Services	0	0	0.0	0.0
T1018	School-based IEP Services, Bundled	0	0	0.0	0.0
T1024	EIDBI Coordinated Care Conference	0	0	0.0	0.0
T1027	Family/Caregiver Training and Counseling	0	0	0.0	0.0

Table 7b. Itasca Medical Care: Types of treatment provided to children with ASD by category of service (n=19)

Category of service	Description	Unique # of children who receive service	Count of services	Total units submitted	Average units
051	Physical Therapy	3	90	124.0	41.3
053	Speech Therapy	5	63	63.0	12.6
054	Occupational Therapy	6	140	236.0	39.3

Table 8a. Medica: Types of treatment provided to children with ASD by procedure code (n=0)


Procedure code	Description	Unique # of children who receive service	Count of services	Total units submitted	Average units
0359T	Comprehensive Multi-Disciplinary Evaluation (CMDE)	0	0	0	0.0
0362T	EIDBI Intervention Observation and Direction, first 30 minutes	0	0	0	0.0
0363T	EIDBI Intervention Observation and Direction, additional 30 minutes	0	0	0	0.0
0364T	EIDBI Intervention - Individual, first 30 minutes	0	0	0	0.0
0365T	EIDBI Intervention - Individual, additional 30 minutes	0	0	0	0.0
0366T	EIDBI Intervention - Group, first 30 minutes	0	0	0	0.0
0367T	EIDBI Intervention - Group, additional 30 minutes	0	0	0	0.0
0368T	EIDBI Intervention - Individual (Temp Increase Svcs), first 30 minutes	0	0	0	0.0
0369T	EIDBI Intervention - Individual (Temp Increase Svcs), additional 30 minutes	0	0	0	0.0
90832	Psychotherapy, 30 min	0	0	0	0.0
90833	Psychotherapy with E&M, 30 minutes	0	0	0	0.0
90834	Psychotherapy, 45 min	0	0	0	0.0
90836	Psychotherapy with E&M, 45 min	0	0	0	0.0
90837	Psychotherapy, 60 min	0	0	0	0.0
90839	Psychotherapy for Crisis, first 60 minutes	0	0	0	0.0
90840	Psychotherapy for Crisis, additional 30 minutes	0	0	0	0.0
90846	Family Psychotherapy - Without Patient Present	0	0	0	0.0
90847	Family Psychotherapy - With Patient Present	0	0	0	0.0

90849	Multiple Family Group Psychotherapy	0	0	0	0.0
90853	Group Psychotherapy	0	0	0	0.0
90875	Biofeedback Training	0	0	0	0.0
90882	Environmental Intervention	0	0	0	0.0
90887	Interpretation of Psychiatric and Other Medial Examination	0	0	0	0.0
90899	Unlisted Psychiatric Service	0	0	0	0.0
99499	Psychiatric Consultation (Unlisted Evaluation and Management)	0	0	0	0.0
H0031	Administering and Reporting Standardized Measures	0	0	0	0.0
H0032	Individual Treatment Plan Development and Monitoring	0	0	0	0.0
H2012	Behavioral Health Day Treatment (General Day Treatment)	0	0	0	0.0
H2014	Skills Training	0	0	0	0.0
H2015	Crisis Assistance	0	0	0	0.0
H2019	Mental Health Behavioral Aide	0	0	0	0.0
T1013	Sign Language or Oral Interpreter Services	0	0	0	0.0
T1018	School-based IEP Services, Bundled	0	0	0	0.0
T1024	EIDBI Coordinated Care Conference	0	0	0	0.0
T1027	Family/Caregiver Training and Counseling	0	0	0	0.0

Table 8b. Medica: Types of treatment provided to children with ASD by category of service (n=0)

Category of service	Description	Unique # of children who receive service	Count of services	Total units submitted	Average units
051	Physical Therapy	0	0	0	0.0
053	Speech Therapy	0	0	0	0.0
054	Occupational Therapy	0	0	0	0.0

Table 9a. PrimeWest: Types of treatment provided to children with ASD by procedure code (n=108)



Procedure code	Description	Unique # of children who receive service	Count of services	Total units submitted	Average units
0359T	Comprehensive Multi-Disciplinary Evaluation (CMDE)	3	15	15.0	5.0
0362T	EIDBI Intervention Observation and Direction, first 30 minutes	2	58	58.0	0.0
0363T	EIDBI Intervention Observation and Direction, additional 30 minutes	2	52	108.0	0.0
0364T	EIDBI Intervention - Individual, first 30 minutes	2	288	288.0	0.0
0365T	EIDBI Intervention - Individual, additional 30 minutes	2	311	2,179.0	0.0
0366T	EIDBI Intervention - Group, first 30 minutes	1	45	45.0	0.0
0367T	EIDBI Intervention - Group, additional 30 minutes	1	31	118.0	0.0
0368T	EIDBI Intervention - Individual (Temp Increase Svcs), first 30 minutes	1	12	12.0	0.0
0369T	EIDBI Intervention - Individual (Temp Increase Svcs), additional 30 minutes	1	12	50.0	0.0
90832	Psychotherapy, 30 min	7	11	11.0	1.6
90833	Psychotherapy with E&M, 30 minutes	0	0	0.0	0.0
90834	Psychotherapy, 45 min	14	72	72.0	5.1
90836	Psychotherapy with E&M, 45 min	0	0	0.0	0.0
90837	Psychotherapy, 60 min	27	238	238.0	8.8
90839	Psychotherapy for Crisis, first 60 minutes	0	0	0.0	0.0
90840	Psychotherapy for Crisis, additional 30 minutes	0	0	0.0	0.0
90846	Family Psychotherapy - Without Patient Present	20	38	38.0	1.9
90847	Family Psychotherapy - With Patient Present	23	132	132.0	5.7

90849	Multiple Family Group Psychotherapy	0	0	0.0	0.0
90853	Group Psychotherapy	0	0	0.0	0.0
90875	Biofeedback Training	0	0	0.0	0.0
90882	Environmental Intervention	0	0	0.0	0.0
90887	Interpretation of Psychiatric and Other Medical Examination	5	5	5.0	1.0
90899	Unlisted Psychiatric Service	8	12	12.0	1.5
99499	Psychiatric Consultation (Unlisted Evaluation and Management)	0	0	0.0	0.0
H0031	Administering and Reporting Standardized Measures	16	24	27.0	1.7
H0032	Individual Treatment Plan Development and Monitoring	10	53	280.0	28.0
H2012	Behavioral Health Day Treatment (General Day Treatment)	1	69	202.0	202.0
H2014	Skills Training	8	144	1,086.0	135.8
H2015	Crisis Assistance	0	0	0.0	0.0
H2019	Mental Health Behavioral Aide	0	0	0.0	0.0
T1013	Sign Language or Oral Interpreter Services	0	0	0.0	0.0
T1018	School-based IEP Services, Bundled	0	0	0.0	0.0
T1024	EIDBI Coordinated Care Conference	0	0	0.0	0.0
T1027	Family/Caregiver Training and Counseling	2	62	676.0	0.0

Table 9b. PrimeWest: Types of treatment provided to children with ASD by category of service (n=108)

Category of service	Description	Unique # of children who receive service	Count of services	Total units submitted	Average units
051	Physical Therapy	12	427	1,018	84.8
053	Speech Therapy	43	1,222	1,222	28.4
054	Occupational Therapy	51	1,574	3,482	68.3

Table 10a. South Country Health Alliance: Types of treatment provided to children with ASD by procedure code (n=93)

Procedure code	Description	Unique # of children who receive service	Count of services	Total units submitted	Average units
0359T	Comprehensive Multi-Disciplinary Evaluation (CMDE)	0	0	0.0	0.0
0362T	EIDBI Intervention Observation and Direction, first 30 minutes	0	0	0.0	0.0
0363T	EIDBI Intervention Observation and Direction, additional 30 minutes	0	0	0.0	0.0
0364T	EIDBI Intervention - Individual, first 30 minutes	0	0	0.0	0.0
0365T	EIDBI Intervention - Individual, additional 30 minutes	0	0	0.0	0.0
0366T	EIDBI Intervention - Group, first 30 minutes	0	0	0.0	0.0
0367T	EIDBI Intervention - Group, additional 30 minutes	0	0	0.0	0.0
0368T	EIDBI Intervention - Individual (Temp Increase Svcs), first 30 minutes	0	0	0.0	0.0
0369T	EIDBI Intervention - Individual (Temp Increase Svcs), additional 30 minutes	0	0	0.0	0.0
90832	Psychotherapy, 30 min	4	7	7.0	1.8
90833	Psychotherapy with E&M, 30 minutes	0	0	0.0	0.0
90834	Psychotherapy, 45 min	11	30	30.0	2.7
90836	Psychotherapy with E&M, 45 min	0	0	0.0	0.0
90837	Psychotherapy, 60 min	17	57	57.0	3.4
90839	Psychotherapy for Crisis, first 60 minutes	0	0	0.0	0.0
90840	Psychotherapy for Crisis, additional 30 minutes	0	0	0.0	0.0
90846	Family Psychotherapy - Without Patient Present	17	29	29.0	1.7
90847	Family Psychotherapy - With Patient Present	17	70	70.0	4.1

90849	Multiple Family Group Psychotherapy	0	0	0.0	0.0
90853	Group Psychotherapy	0	0	0.0	0.0
90875	Biofeedback Training	0	0	0.0	0.0
90882	Environmental Intervention	0	0	0.0	0.0
90887	Interpretation of Psychiatric and Other Medical Examination	6	6	6.0	1.0
90899	Unlisted Psychiatric Service	4	10	10.0	2.5
99499	Psychiatric Consultation (Unlisted Evaluation and Management)	0	0	0.0	0.0
H0031	Administering and Reporting Standardized Measures	20	33	58.0	2.9
H0032	Individual Treatment Plan Development and Monitoring	13	19	45.0	3.5
H2012	Behavioral Health Day Treatment (General Day Treatment)	4	398	1,182.0	295.5
H2014	Skills Training	17	635	3,488.0	205.2
H2015	Crisis Assistance	0	0	0.0	0.0
H2019	Mental Health Behavioral Aide	7	610	3,316.0	473.7
T1013	Sign Language or Oral Interpreter Services	6	59	276.0	46.0
T1018	School-based IEP Services, Bundled	0	0	0.0	0.0
T1024	EIDBI Coordinated Care Conference	0	0	0.0	0.0
T1027	Family/Caregiver Training and Counseling	0	0	0.0	0.0

Table 10b. South Country Health Alliance: Types of treatment provided to children with ASD by category of service (n=93)

Category of service	Description	Unique # of children who receive service	Count of services	Total units submitted	Average units
051	Physical Therapy	7	59	111	15.9
053	Speech Therapy	39	865	865	22.2
054	Occupational Therapy	40	797	1,687	42.2

Table 11a. UCare: Types of treatments provided to children with ASD by procedure code (n=695)

Procedure code	Description	Unique # of children who receive service	Count of services	Total units submitted	Average units
0359T	Comprehensive Multi-Disciplinary Evaluation (CMDE)	6	11	11.0	1.8
0362T	EIDBI Intervention Observation and Direction, first 30 minutes	9	21	21.0	2.3
0363T	EIDBI Intervention Observation and Direction, additional 30 minutes	1	1	2.0	2.0
0364T	EIDBI Intervention - Individual, first 30 minutes	10	543	543.0	54.3
0365T	EIDBI Intervention - Individual, additional 30 minutes	10	545	3,271.0	327.1
0366T	EIDBI Intervention - Group, first 30 minutes	8	456	456.0	57.0
0367T	EIDBI Intervention - Group, additional 30 minutes	8	125	249.0	31.1
0368T	EIDBI Intervention - Individual (Temp Increase Svcs), first 30 minutes	1	1	1.0	1.0
0369T	EIDBI Intervention - Individual (Temp Increase Svcs), additional 30 minutes	1	1	1.0	1.0
90832	Psychotherapy, 30 min	21	45	45.0	2.1
90833	Psychotherapy with E&M, 30 minutes	8	30	30.0	3.8
90834	Psychotherapy, 45 min	37	176	176.0	4.8
90836	Psychotherapy with E&M, 45 min	3	4	4.0	0.0
90837	Psychotherapy, 60 min	69	438	438.0	6.3
90839	Psychotherapy for Crisis, first 60 minutes	0	0	0.0	0.0
90840	Psychotherapy for Crisis, additional 30 minutes	0	0	0.0	0.0
90846	Family Psychotherapy - Without Patient Present	195	819	819.0	4.2
90847	Family Psychotherapy - With Patient Present	185	887	887.0	4.8

90849	Multiple Family Group Psychotherapy	1	4	4.0	4.0
90853	Group Psychotherapy	1	1	1.0	1.0
90875	Biofeedback Training	0	0	0.0	0.0
90882	Environmental Intervention	0	0	0.0	0.0
90887	Interpretation of Psychiatric and Other Medial Examination	25	25	25.0	1.0
90899	Unlisted Psychiatric Service	27	77	77.0	2.9
99499	Psychiatric Consultation (Unlisted Evaluation and Management)	0	0	0.0	0.0
H0031	Administering and Reporting Standardized Measures	211	310	345.0	1.6
H0032	Individual Treatment Plan Development and Monitoring	62	213	908.0	14.6
H2012	Behavioral Health Day Treatment (General Day Treatment)	115	10,537	31,325.0	272.4
H2014	Skills Training	105	4,554	30,962.0	294.9
H2015	Crisis Assistance	1	1	6.0	6.0
H2019	Mental Health Behavioral Aide	9	1,141	15,031.0	1,670.1
T1013	Sign Language or Oral Interpreter Services	166	3,241	12,997.0	78.3
T1018	School-based IEP Services, Bundled	0	0	0.0	0.0
T1024	EIDBI Coordinated Care Conference	2	3	15.0	7.5
T1027	Family/Caregiver Training and Counseling	5	38	230.0	46.0

Table 11b. UCare: Types of treatments provided to children with ASD by category of service (n=695)

Category of service	Description	Unique # of children who receive service	Count of services	Total units submitted	Average units
051	Physical Therapy	46	808	1,631	35.5
053	Speech Therapy	372	7,878	7,879	21.2
054	Occupational Therapy	336	6,284	17,455	51.9

Notes

- Data are limited to final version Minnesota Health Care Programs (MHCP) paid claims with service dates between Jan. 1, 2018, and Dec. 31, 2018, inclusive.
- Analysis was limited to children enrolled in a managed care organization (MCO). MCO assignment was selected based on the MCO in which the recipient had the most months of enrollment during the year. Recipients enrolled in fee-for-service (FFS) for the most months during the year were excluded from this analysis.
- Only managed care claims were included in analysis.
- Age was calculated as of Dec. 31, 2018.
- Analysis was limited to children aged 1 through 6.
- Diagnostic Assessments were identified using procedure codes 90791, 90792, 90785, 96101, 96102, 96103 and 90887.
- Children with a diagnosis of autism spectrum disorder (ASD) were identified with claims having an ICD10CM diagnosis code of F84.0, F84.2, F84.3, F84.5, F84.8 or F84.9.
- Treatments for children with a diagnosis of ASD were identified with claims having a procedure code beginning with 908 or equal to H0031, H2012, H2014, H2015, H2019, 99499 (CTSS and other mental health services); having a procedure code of T1013 or T1018 (IEP services); having a procedure code of 0359T, 0362T-0369T, T1024, T1027, H0032 (EIDBI services); or having category of service of 051 (Physical Therapy), 053 (Speech Therapy), or 054 (Occupational Therapy). The service count is the sum of all the unique services for all the children in each respective MCO. These counts were deduplicated using standard DHS procedures.
- All treatment claims were deduplicated using standard operating procedures.
- Analysis was designed in adherence to Minn. Stat. 256B.69, subd. 32a. (see below).

Minn. Stat. 256B.69, subd. 32a

Initiatives to improve early screening, diagnosis, and treatment of children with autism spectrum disorder and other developmental conditions.

(a) The commissioner shall require managed care plans and county-based purchasing plans, as a condition of contract, to implement strategies that facilitate access for young children between the ages of one and three years to periodic developmental and social-emotional screenings, as recommended by the Minnesota Interagency Developmental Screening Task Force, and that those children who do not meet milestones are provided access to appropriate evaluation and assessment, including treatment recommendations, expected to improve the child's functioning, with the goal of meeting milestones by age five.

(b) The following information from encounter data provided to the commissioner shall be reported on the department's public Web site for each managed care plan and county-based purchasing plan annually by July 31 of each year beginning in 2014:

- (1) the number of children who received a diagnostic assessment;

(2) the total number of children ages one to six with a diagnosis of autism spectrum disorder who received treatments;

(3) the number of children identified under clause (2) reported by each 12-month age group beginning with age one and ending with age six; and

(4) the types of treatments provided to children identified under clause (2) listed by billing code, including the number of units billed for each child.

Updated: 2020-07-31