

Backlog reports and investigations

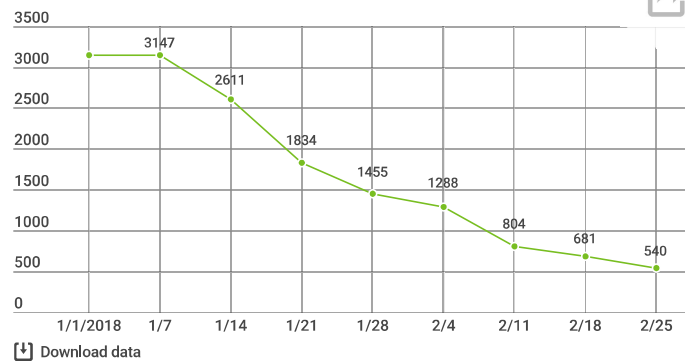


Total report and investigation backlog at the start of 2018 **3,147**

Total report and investigation backlog week ending 2/25/2018 **540**

Total remaining backlog

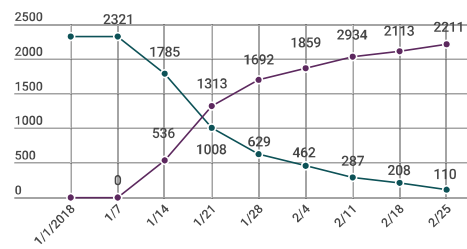
Goal completion date: 12/31/18



Report backlog at the start of 2018 **2,321**

Investigation backlog at the start of 2018 **826**

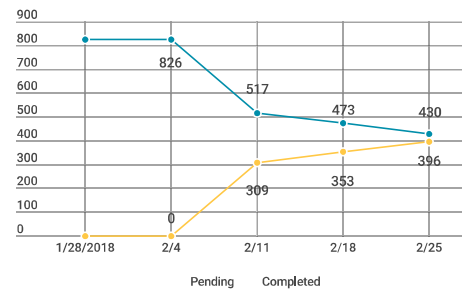
Triaged report backlog status week ending:



Download data

- Triaged and assigned or assessment in progress**
Staff requested additional information and after review will determine whether to assign for on-site investigation.
- Triaged, assigned and closed**
Comprehensive assessment of report that includes gathering additional information, reviewing history, and completing triage.

Investigation backlog status week ending:



Download data

Addressing the report backlog was prioritized over the investigation backlog. Addressing the investigation backlog began the week ending 2/11/18.

New reports received

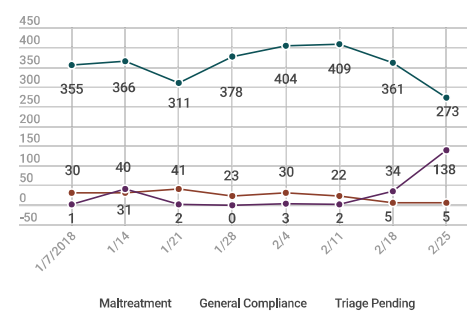
New reports filed as complaints until substantiated and assigned for further investigation.

Reports received week ending 2/25/18* **416**

Cumulative reports received beginning 1/1/18 **3,264**

2018 average reports per day **58**

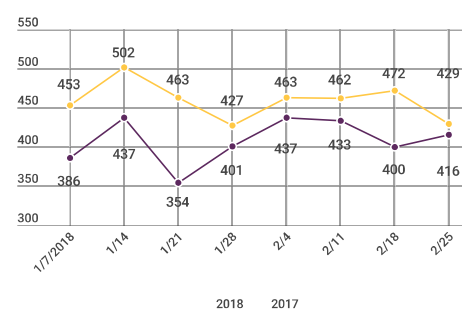
Total reports received week ending:



Download data

* Data reported from Monday to Sunday.

Reports per week 2018 vs. 2017 for week ending:



Download data