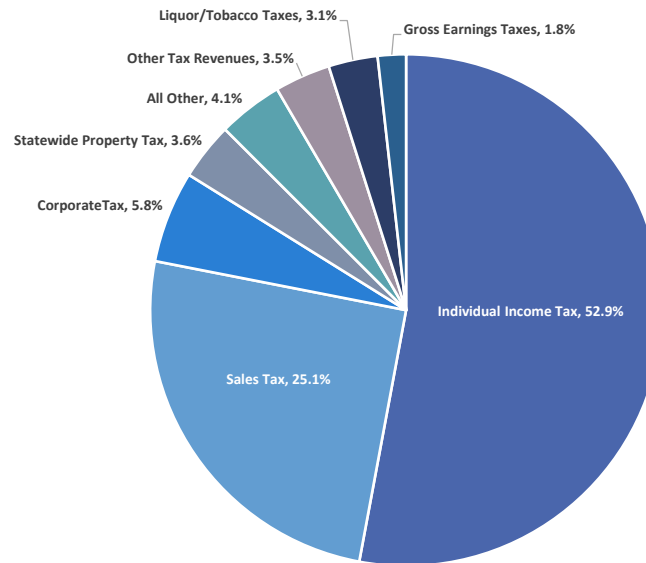


2018-19 Biennium

Where the General Fund Dollars Come From?

March 2018 Governor's Rec

2018-19 Biennium
\$44,821 Million Revenues
\$3,333 Million Balance Forward

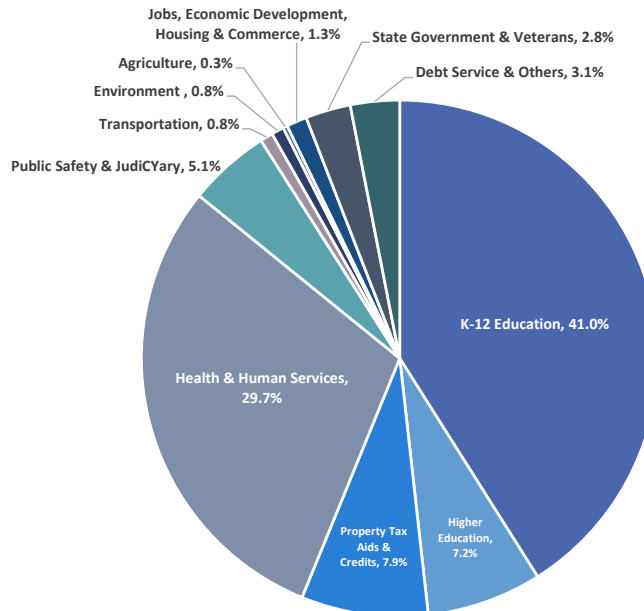


	(\$ in Millions)
Forecast Balance Forward	\$ 3,333
Non-Dedicated Revenues:	
Individual Income Tax	\$ 23,715
Sales Tax	11,263
Corporate Tax	2,596
Statewide Property Tax	1,621
Gross Earnings Taxes	797
Liquor, Wine, Beer Taxes	184
Cigarette & Tobacco Taxes	1,208
Other Tax Revenues	1,578
All Other Revenues	1,475
Subtotal Non-Dedicated Revenues	\$ 44,439
Dedicated Revenue	\$ 1
Transfers From Other Funds	307
Prior Year Adjustments	53
Subtotal Other Resources	\$ 362
New Legislation Revenues	\$ 20
SUBTOTAL CURRENT RESOURCES	\$ 44,821
TOTAL AVAILABLE RESOURCES, FY 2018-19	\$ 48,155
Less: Estimated Expenditures	\$ 46,016
Cash Flow Account	350
Budget Reserve	1,608
Stadium Reserve	58
Appropriations Carried Forward	-
Projected General Fund Balance	123

2018-19 Biennium
Where the General Fund Dollars Go?
March 2018 Governor's Rec

2018-19 Biennium

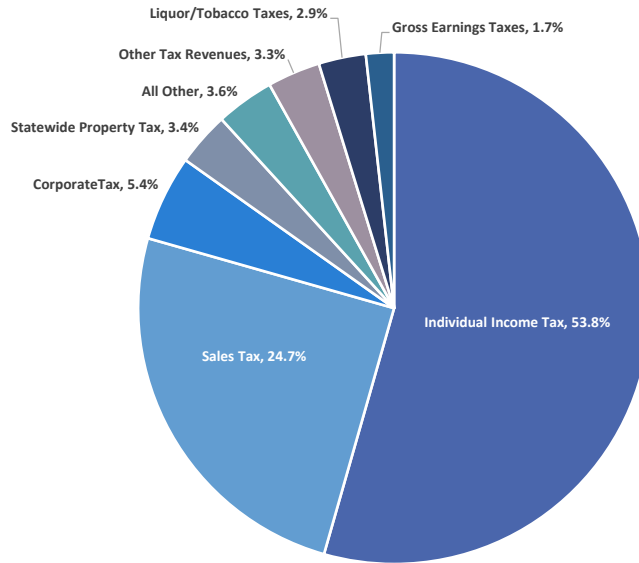
\$46,016 Million Spending
\$350 Million Cash Flow Account
\$1,608 Million Budget Reserve
\$58 Million Stadium Reserve



	(\$ in Millions)
TOTAL AVAILABLE RESOURCES, FY 2018-19	\$ 48,155
Omnibus Bills:	
E-12 Education	\$ 18,882
Higher Education	3,312
Property Tax Aids & Credits	3,656
Health & Human Services	13,652
Public Safety & Judiciary	2,359
Transportation	370
Environment	358
Agriculture	126
Jobs, Economic Development, Housing & Commerce	587
State Government & Veterans	1,299
Debt Service	1,148
Capital Projects & Other	267
Subtotal-Omnibus Bills	\$ 46,016
TOTAL ESTIMATED EXPENDITURES, FY 2018-19	\$ 46,016
Cash Flow Account	350
Budget Reserve	1,608
Stadium Reserve	58
Appropriations Carried Forward	-
Projected General Fund Balance	123

2020-21 Biennium
Where the General Fund Dollars Come From?
March 2018 Governor's Rec

2020-21 Biennium
\$48,716 Million Revenues
\$2,139 Million Balance Forward

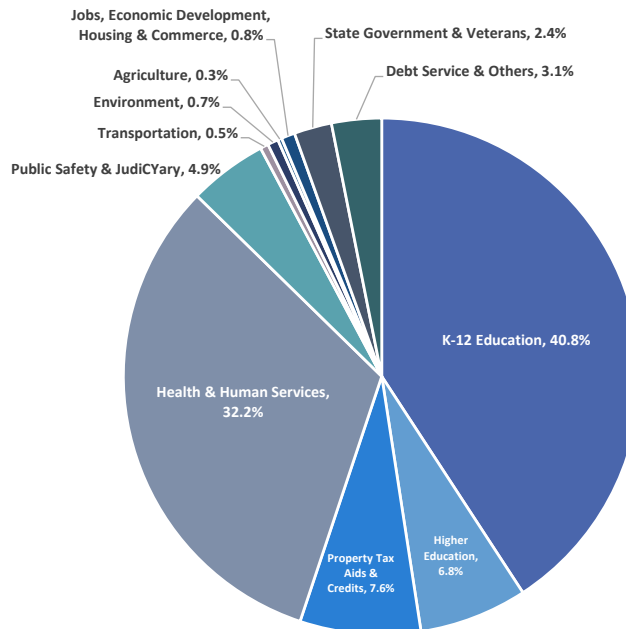


	(\$ in Millions)
Forecast Balance Forward	\$ 2,139
Non-Dedicated Revenues:	
Individual Income Tax	\$ 26,195
Sales Tax	12,027
Corporate Tax	2,609
Statewide Property Tax	1,634
Gross Earnings Taxes	851
Liquor, Wine, Beer Taxes	194
Cigarette & Tobacco Taxes	1,241
Other Tax Revenues	1,609
All Other Revenues	1,403
Subtotal Non-Dedicated Revenues	\$ 47,764
Dedicated Revenue	\$ 1
Transfers From Other Funds	308
Prior Year Adjustments	63
Subtotal Other Resources	\$ 372
New Legislation Revenues	\$ 580
SUBTOTAL CURRENT RESOURCES	\$ 48,716
TOTAL AVAILABLE RESOURCES, FY 2018-19	\$ 50,855
Less: Estimated Expenditures	\$ 48,378
Cash Flow Account	350
Budget Reserve	1,608
Stadium Reserve	120
Appropriations Carried Forward	-
Projected General Fund Balance	398

2020-21 Biennium
Where the General Fund Dollars Go?
March 2018 Governor's Rec

2020-21 Biennium

\$48,378 Million Spending
\$350 Million Cash Flow Account
\$1,608 Million Budget Reserve
\$120 Million Stadium Reserve



	(\$ in Millions)
TOTAL AVAILABLE RESOURCES, FY 2018-19	\$ 50,855
Omnibus Bills:	
E-12 Education	\$ 19,736
Higher Education	3,276
Property Tax Aids & Credits	3,655
Health & Human Services	15,575
Public Safety & Judiciary	2,377
Transportation	248
Environment	324
Agriculture	122
Jobs, Economic Development, Housing & Commerce	411
State Government & Veterans	1,141
Debt Service	1,255
Capital Projects & Other	257
Subtotal-Omnibus Bills	\$ 48,378
TOTAL ESTIMATED EXPENDITURES, FY 2018-19	\$ 48,378
Cash Flow Account	350
Budget Reserve	1,608
Stadium Reserve	120
Appropriations Carried Forward	-
Projected General Fund Balance	398

