

DEPARTMENT OF PUBLIC SAFETY



MINNESOTA CRIME INFORMATION 1971

BUREAU OF CRIMINAL APPREHENSION

**STATE OF MINNESOTA
CRIME INFORMATION
1971**



Wallace R. Hoaglund

COMMISSIONER

DEPARTMENT OF PUBLIC SAFETY

Harold P. Higgins

SUPERINTENDENT

BUREAU OF CRIMINAL APPREHENSION

Don M. Love

DIRECTOR

CRIMINAL JUSTICE INFORMATION SECTION

Dennis G. Owens

EDITOR

OFFICE OF THE COMMISSIONER
211 STATE HIGHWAY BUILDING



**STATE OF MINNESOTA
DEPARTMENT OF PUBLIC SAFETY
SAINT PAUL 55155**

November 17, 1972

The Honorable Wendell R. Anderson
Governor of the State of Minnesota
and Members of the Legislature
State Capitol Building
St. Paul, Minnesota 55155

Dear Governor Anderson:

Pursuant to Minnesota State Statute 299C.18, the Minnesota Crime Information Report for 1971 is here with submitted for your review. This report contains information about crimes and the handling of crimes and criminals by state as well as local officials.

The collection processes of the Bureau of Criminal Apprehension involves the tabulation of crime information from crime reports submitted by law enforcement, court and correctional agencies. Every effort has been initiated to verify the contents of this report and to insure an accurate presentation of the information received from the submitting agencies.

It is believed that only through a full understanding of the extent, type and characteristics of crimes and offenders that a beginning may be made to correct the existing problems currently experienced by the state's criminal justice agencies. Criminal statistics providing meaningful information to be used in a statewide assessment of the prevalent crime and offender problems. The significance in transmitting the information contained within this report will be measured by the improvement in the effectiveness of the operations of those agencies that compound the criminal justice system.

This publication is made possible only through the unsurpassed interest, unyielding effort and untiring cooperation provided by numerous public officials and criminal justice agency personnel.

Respectfully Submitted,

Wallace R. Hoaglund
Commissioner

WRH/kj

SPECIAL ACKNOWLEDGMENT

This report was published through the use of State revenue funds and financial assistance provided by the Law Enforcement Assistance Administration, U.S. Department of Justice.

TABLE OF CONTENTS

	Page
LETTER OF TRANSMITTAL.....	
I. INTRODUCTION.....	1
Crime Information Collection.....	3
Uniform Crime Reporting in Minnesota.....	9
Crime Reporting Statutes of Minnesota.....	11
Description of Crime Classification.....	14
II. MINNESOTA OFFENSE INFORMATION 1971-70 CRIME INDEX OVERVIEW.....	19
Crimes of Violence.....	26
Criminal Homicide.....	28
Forcible Rape.....	30
Robbery.....	32
Aggravated Assault.....	36
Crime Trend for Crimes of Violence (1961-1971).....	39
Crimes Against Property.....	40
Burglary.....	42
Larceny.....	46
Auto Theft.....	51
Crime Trend for Crimes Against Property (1961-1971).....	55
Property Crime Values.....	53
Monthly Variations of Offenses.....	56
Minnesota and National Crime Rates.....	60
Crime Index for Population Groups.....	61
III. MINNESOTA ARREST INFORMATION.....	63
Total Arrests for State.....	65
Arrests by Age Groups.....	66
Urban-Rural Arrests Comparison.....	73
Narcotic Arrests in Minnesota.....	76
IV. GEOGRAPHY AND POPULATION.....	79
Law Enforcement Agencies Contributing.....	81
Comparison of Offenses and Arrests by Region.....	84
Comparison of Offenses and Clearance Rates by County.....	92
Comparison of Urban-Rural Offenses.....	94
V. MINNESOTA LAW ENFORCEMENT EMPLOYEE INFORMATION.....	98
Employee Information.....	101
Personnel Employed.....	100
Officers Assaulted and/or Killed.....	111

VI. MINNESOTA JUDICIAL INFORMATION..... 113

VII. PART I AND PART II OFFENSES, CLEARANCES AND CRIMES RATES BY LAW
ENFORCEMENT AGENCIES 1971 - 1970..... 132

CRITIQUE AND SUMMARY..... 240

GLOSSARY..... 244

LIST OF ILLUSTRATIONS

	Page
Figure 1	22
Figure 2	24
Figure 3	29
Figure 4	31
Figure 5	33
Figure 6	34
Figure 7	35
Figure 8	37
Figure 9	38
Figure 10	39
Figure 11	43
Figure 12	44
Figure 13	45
Figure 14	48
Figure 15	49
Figure 16	50
Figure 17	52
Figure 18	55
Figure 19	77
Figure 20	86
Figure 21	87
Figure 22	93
Figure 23	112
Table 1	53
Table 2	54
Table 3	57
Table 4	58
Table 5	59
Table 6	60
Table 7	61
Table 8	62
Table 9	66

Table 10	Age and Race for Individuals Arrested for Offenses in 1971.....	72
Table 11	Urban Rural Comparison of Offenses Sex and Percent of Total Arrests in 1971.....	73
Table 12	Number of Narcotic Arrests in 1971 by Age Groups.....	78
Table 13	Number of Narcotic Arrests in 1970 by Age Groups.....	78
Table 14	1971 Total Number of Contributors.....	82
Table 15	1970 Total Number of Contributors.....	83
Table 16	Population, Crime and Arrests for State Planning Regions Governor's Crime Commission.....	89
Table 17	Governor's Crime Commission Regions, Offenses Clearances and Percent Cleared - Part I.....	90
Table 18	Governor's Crime Commission Regions, Offenses Clearances and Percent Cleared - Part II.....	91
Table 19	Crime Comparisons by Urban Offenses 1971 - 1970.....	95
Table 20	Crime Comparisons by Rural Offenses 1971 - 1970.....	96
Table 21	Compare rates of Urban to Rural Crime Offenses 1971 - 1970.....	97
Table 22	Minnesota Law Enforcement Employee Data.....	102
Table 23	1971 Summary of Police Officers Killed or Assaulted in Minnesota.....	112
Table 24	Defendants Disposed of by Offense and Type of Disposition 1971.....	118
Table 25	Defendants Disposed of by Offense and Type of Disposition 1970.....	119
Table 26	Age of Defendants Disposed of, by offense - 1971.....	120
Table 27	Age of Defendants Disposed of, by offense - 1970.....	121
Table 28	Sex and Race of Defendants Disposed of, by offense 1971 - 1970.....	122
Table 29	Sentence of Defendants Convicted, by offense - 1971.....	123
Table 30	Sentence of Defendants Convicted, by offense - 1970.....	124
Table 31	Disposition of Defendants by County, 1971.....	125
Table 32	Disposition of Defendants by County, 1970.....	128
Table 33	Disposition of Major Offenses in District Court 1933 - 1971.....	131
Table 34	Part I and Part II Offenses, Clearances and Crime Rates by Law Enforcement Agency 1971 - 1970.....	132

INTRODUCTION

INTRODUCTION TO CRIME INFORMATION

Determining a Crime

Crime has long been an issue of serious concern to many individuals and organizations. While the crime picture affects the entire socio-econo-political mileau of each particular state, most affected are the respective criminal justice agencies. Part of the reason stems from the fact that these agencies deal with crime on a daily basis and it is their assigned task to confront the problem head on. In most cases these tasks are generally well defined by legislation, formulated for the purpose of insuring control and order within specific jurisdictional parameters. Control and order has as its foundation, specific laws in the form of state statutes and local ordinances that protect a state and its counties and cities from individuals who deviate from the pre-scribed norms.

The one segment of the criminal justice system which must make an immediate determination as to what constitutes a crime or criminal offense is law enforcement. A major concern of all law enforcement agencies is the protection of life and property, and this concern is generated by an awareness of current criminal activity. Fortunately, a method of recording criminal offenses has been developed to help the various agencies recognize the degree of such activity within their jurisdictions.

Measurement of Crime

Proper and systematic collection of criminal data from the participating law enforcement agencies is primarily the responsibility of the Bureau of Criminal Apprehension. In 1935 the Bureau was given authorization to gather exacting kinds of information from the criminal justice agencies within the state; including, specifically, all sheriff's offices and police departments of communities over 2,500 population.

Reporting standards were formulated from the national guidelines established by the International Association of Chiefs of Police in conjunction with the Federal Bureau of Investigation. The FBI and the Bureau requires that for a particular kind of criminal offense, certain data must be reported by the law enforcement agency within whose jurisdiction the offense takes place. Actual or reportable criminal offenses are listed by the FBI as Part I (most serious) and Part II (less serious) offenses and are tallied and collected under the program of Uniform Crime Reports. The Uniform Crime Report Program offers a national perspective on the statistics of criminal offenses made available from participating states.

In order to insure that this data is accurately reported, the law enforcement agencies must make use of their own internal records and filing procedures. Guidelines stressing precise records establishment and maintenance are provided through the Bureau. Although the systems of recording criminal offenses data may vary between individual law enforcement agencies, the reporting processes of Part I and Part II offenses remains constant and thereby enables those agencies and/or individuals using such information a standardized means of comparison and evaluation.

Use of Crime Statistics

Once the data concerning reportable criminal offenses has been collected, the next step becomes one of evaluation.

The value of crime data collection is oftentimes lost because of a failure to recognize the importance of follow-up analysis. Too often data merely becomes a collection of information tallied, sorted, and stored for posterity. Sometimes, the use of statistics as a tool of management for internal as well as external uses becomes lost in the volume and complexity of their arrangement.

The actual importance of crime statistics collection and evaluation was firmly stressed by Mr. Sam B. Warner in 1934. His position was expressed as follows:

"The value of criminal statistics in society's struggle with crime may be compared with that of the balance sheet and profit and loss statement in a corporation's struggle for profits. Neither the balance sheet nor the profit and loss statement show why the business has been successful, yet no corporation would think of operating without them. The balance sheets and the profit and loss statement are for the corporation the indispensable tools of knowledge. Similarly, mass criminal statistics are the indispensable tools of knowledge for any community that is attempting to reduce its crime and improve its administration of criminal justice."¹

A major purpose for collecting this information originally was to provide a barometric reading indicating the changes or trends involving crime in the United States, and perhaps more relatively, crime in Minnesota. An expected outgrowth in obtaining this crime information was its application to the problems associated with crime and the planning of possible solutions. Evaluation of statistical data can provide a solid foundation from which a strong edifice of theory becomes supported.

Applications of crime data collection include:

- 1) Statistics on specific criminal offenses to be used in the FBI's national crime reports.
- 2) Statistics on crime in Minnesota to be used by the governor, legislature, governor's crime commission and other concerned individuals within the state.
- 3) Statistics on crime for administrative and operational use by law enforcement administrators.
- 4) Statistics on crime for personnel employed by the criminal justice system to help assist them in improving the efficiency and effectiveness of criminal justice agencies.
- 5) Statistics on crime to help implement a true coordinational effort of assistance between all criminal justice agencies.
- 6) Statistics on crime for researchers to assist in the formation of the causes of crime within a biological, sociological and/or psychological framework.

¹ Sam B. Warner, Crime and Criminal Statistics in Boston (Cambridge: Howard University Press, 1934), p. 55.

Procedures of Crime Tabulation

The Bureau, along with the FBI, has established their specific programs to measure criminal data activity for both state and federal purposes. The result is a tabulation of the number and type of offenses committed, cases cleared or solved, and the persons arrested. It is important to note that an "offense" relates to an occurrence while an "arrest" is allied to a person. A criminal act may involve several crimes, several persons, and several victims; but all that is necessary for such an act to be reported and recorded by the state and federal programs is one violation. If a given criminal act involves more than one offense, only the most serious offense is counted. "Clearance by arrest" indicates that at least one person was arrested. It does not preclude the fact others may have also been involved in the offense. Any additional arrests are purely supplemental and are used for each department's record purposes only and not reported under the programs.

Another part of data collection involves juvenile offenses and arrests. When reviewing such data it should be remembered that many times juvenile offenses are handled informally within the different agencies and therefore go unreported. In cases where an offense involves both adults and juveniles, and subsequent arrests are made of both, the crime reporting program will indicate this offense to be cleared by the arrest of the adult. Juvenile arrests are used for clearance purposes only in those instances where juveniles alone are involved.

Clearing an offense by the arrest of a person(s) is but one means of indicating such activity. Another involves the clearing of a reported offense by use of the term "exceptionally cleared". An exceptional clearance exists when some element beyond law enforcement action prevents formal charges against the offender. Such a situation might arise if:

1. The offender commits suicide.
2. A double murder occurs (two persons kill each other).
3. The offender dies after making a confession (dying declaration).
4. The offender is killed by a law enforcement officer.
5. The offender confesses to committing the crime while already in custody for another crime or serving a sentence.
6. The offender is prosecuted in another city for a different crime by federal, state or local authorities, or for the same offense, and the other jurisdiction refuses to release the offender.
7. Another jurisdiction refuses to extradit the offender.
8. The victim of a crime refuses to cooperate in the prosecution.
9. The offender is prosecuted for a less serious charge than the one for which he was arrested.
10. The offender is a juvenile who is handled by a verbal or written notice to the parents in instances involving minor offenses.

Complaints determined by the police to be "unfounded" are also included in the crime data represented in this volume. Frequently, as much time is necessary for the verification of an unfounded reported offense as is used in the solution of an actual reported offense.

"Crime rate" is a term often used in evaluating criminal statistics. The crime rate represents or equates the number of index crimes per 100,000 in population. Basically, it refers to the comparison of the number of offenses with the number of potential offenses and the number of persons exposed to the risk of the offense. It does not include other variables which might affect the amount of crime within a given area. An example of determining a crime rate shows that for a hypothetical city in Minnesota (City F Pop.=9,000) there were 15 robberies which occurred in 1971. To obtain the crime rate per 100,000 population (so comparison with other cities and/or counties of differing populations could be made) the following equation is used:

$$\frac{X}{15} = \frac{100,000}{9,000}$$

where, X = unknown

15 = Total number of robberies in City F.

100,000 = Comparative constant population figure.

9,000 = Population in City F for 1971.

The results indicate that if city F had a population of 100,000 and all extenuating factors that affect crime remained constant for that year, the city's robbery experiences would be projected at approximately 166.7 offenses for 1971.

UNIFORM CRIME REPORTING IN MINNESOTA

Definition of the Program

The Bureau of Criminal Apprehension, using the reporting techniques recommended by the FBI, records criminal data submitted by the many law enforcement agencies in the state. The criminal data collected contains information regarding Part I offenses and Part II offenses.

Part I offenses reflect information on seven "serious" crime classifications and is generally referred to as the "Crime Index" measurement. Part II offenses are represented by twenty-three "less serious" crime classifications.

The seven crimes represented in the Part I offenses include murder, rape, aggravated assault, robbery, burglary, larceny (\$50 and over in value) and auto theft. These crimes were chosen because of their uniformity of definition, total volume, and likelihood of being reported. The crimes of murder, rape, aggravated assault and robbery are also known as "violent crimes". The law enforcement agency may become aware of these crimes in several ways: reports of its own officers, citizens' complaints, notification from the prosecuting attorney, and from information supplied by court officials.

The question often arises as to whether or not the reporting and comparing of crime index offenses is an actual and true representation of the entire crime problem. As described above, the crime index offenses only measure the seven "serious" crimes listed under the Part I category. In essence, a partial listing of seven offenses is not a true indication of the "total" crime picture. Lesser crimes can occur more often, be more problematic, and provide more work for the police than the "serious" crimes. A second factor affecting true measurement is that an efficient system of recording unreported crime has not yet been totally developed.

Another element of concern is the actual number of law enforcement agencies reporting crime information. Lack of crime information by delinquent agencies can potentially reduce the accuracy of the crime picture as developed from reported information. Extraneous conditions beyond the realm of law enforcement also affect the measurement and analysis of crime. These conditions or CRIME FACTORS include, but are not necessarily limited to:

- A. Legislative changes as to what constitutes a criminal offense.
- B. Density and size of the community population and the metropolitan area of which it is a part.
- C. Composition of the population with reference particularly to age, sex, and race.
- D. Economic status and more of the population.
- E. Relative stability of population including commuters, seasonal, and other transient types.
- F. Climate, including seasonal weather conditions.
- G. Education, recreational, and religious characteristics.
- H. Effective strength of the police force.
- I. Standards governing appointments of the police force.
- J. Policies of each of the law enforcement agencies.
- K. Policies of the prosecuting officials and the courts.
- L. Attitude of the public toward law enforcement problems.
- M. The administrative and investigative efficiency of the local law enforcement agency, including the degree of adherence to crime reporting standards.

Given the above consideration, the total crime picture is indeed influenced by many variables. Opponents of the Uniform Crime Reporting System are often vocal in pointing out the inadequacy of this system. Proponents respond by indicating that at the present time there is no other suitable method of collecting criminal statistics. If a better system is developed, tested and offered as a replacement, law enforcement will not hesitate to implement it.

CRIME REPORTING STATUTES OF MINNESOTA

General Reporting Responsibilities

Crime information is collected by the Bureau from the state's criminal justice agencies under the authority of Minnesota State Statute 299C.06:

It shall be the duty of all sheriffs, chiefs of police, city marshalls, constables, prison wardens, superintendents of insane hospitals, reformatories and correctional schools, probation and parole officers, school attendance officers, coroner, county attorneys, court clerks, the liquor control commissioner, the commissioner of highways, and the state fire marshall to furnish to the division statistics and information regarding the number of crimes reported and discovered, arrests made, complaints, informations, acquittals, probations granted or denied, receipts, transfers, and discharges to and from prisons, reformatories, correctional schools, and other institutions, paroles granted and revoked, commutation of sentences and pardons granted and rescinded, and all other data useful in determining the cause and amount of crime in this state and to form a basis for the study of crime, police methods, court procedure, and penal problems. Such statistics and information shall be furnished upon the request of the division and upon such forms as may be prescribed and furnished by it. The division shall have the power to inspect and prescribe the form and substance of the records kept by those officials from which the information is so furnished.

M.S. 299C.10 IDENTIFICATION DATA

It is hereby made the duty of the sheriffs of the respective counties and of the police officers in cities of the first, second, and third classes, under the direction of the chiefs of police in such cities, to take or cause to be taken immediately finger and thumb prints, photographs, and such other identification data as may be requested or required by the superintendent of the bureau; of all persons arrested for a felony, gross misdemeanor, of all juveniles committing felonies as distinguished from those committed by adult offenders, of all persons reasonably believed by the arresting officer to be fugitives from justice, of all persons in whose possession, when arrested, are found concealed firearms or other dangerous weapons, burglar tools or outfits, high-power explosives or articles, machines, or appliances useable for an unlawful purpose and reasonably believed by the arrested officer to be intended for such purposes, and within 24 hours thereafter to forward such fingerprint records and other identification data on such forms and in such manner as may be prescribed by the superintendent of the bureau of criminal apprehension.

M.S. 299C.11 PRINTS FURNISHED TO BUREAU BY SHERIFFS AND CHIEFS OF POLICE

The sheriff of each county and the chief of police of each city of the first, second, and third classes shall furnish the bureau, upon such forms as the superintendent shall prescribe, with such finger and thumb prints, photographs, and other identification data as may be requested or required by the superintendent of the bureau, which may be taken under the provision of section 299C.10, of persons who shall be convicted of a felony, gross misdemeanor, or who shall be found to have been convicted of a felony or gross misdemeanor, within ten years next preceding their arrest. Upon the determination of all pending criminal actions or proceedings in favor of the

arrested person, he shall, upon demand, have all such finger and thumb prints, photographs, and other identification data, and all copies and duplicates thereof returned to him, provided it is not established that he has been convicted of any felony, either within or without the state, within the period of ten years immediately preceding such determination.

Law Enforcement Reporting Responsibilities

The numerous law enforcement agencies are required to record and submit to the bureau data concerning crime under the authority of Minnesota State Statute 299C.12:

M.S. 299C.12 RECORDS KEPT BY PEACE OFFICER: REPORTS.

Every peace officer shall keep or cause to be kept a permanent written record, in such form as the superintendent may prescribe, of all felonies reported to or discovered by him within his jurisdiction and of all warrants of arrest for felonies and search warrant issued to him in relation to the commission of felonies, and shall make or cause to be made to the sheriff of the county and the bureau reports of all such crimes, upon such forms as the superintendent may prescribe, including a statement of the facts and a description of the offender, so far as known, the offender's method of operation, the action taken by the officer, and such other information as the superintendent may require.

Court Reporting Responsibilities

The authority to have information submitted to the bureau from the clerks of court within the state is found in Minnesota State Statute 299C.17:

M.S. 299C.17 REPORTS TO BUREAU BY CLERKS OF COURT

The superintendent shall have power to require the clerk of court of any county to file with the department, at such time as the superintendent may designate, a report, upon such form as the superintendent may prescribe, furnishing such information as he may require with regard to the prosecution and disposition of criminal cases. A copy of the report shall be kept on file in the office of the clerk of court.

Penal Institution Responsibilities

Minnesota State Statute M.S. 299C.14 requires that officers of penal institutions submit records of information to the bureau:

M.S. 299C.14 OFFICERS OF PENAL INSTITUTIONS TO FURNISH BUREAU WITH DATA RELATING TO RELEASED PRISONERS.

It shall be the duty of the officials having charge of the penal institutions of the state or the release of prisoners therefrom to furnish

to the bureau, as the superintendent may require, finger and thumb prints, photographs, identification data, modus operandi reports, and criminal records of prisoners heretofore, now, or hereafter confined in such penal institutions, together with the period of their service and the time terms, and conditions of their discharge.

M.S. 299C.21 PENALTY ON LOCAL OFFICERS REFUSING INFORMATION

If any public official charged with the duty of furnishing to the bureau fingerprint records, reports, or other information required by sections 299C.06, 299C.10, 299C.11, 299C.17, shall neglect or refuse to comply with such requirement, the bureau, in writing, shall notify the state, county, or city officer charged with the issuance of a warrant for the payment of the salary of such official. Upon the receipt of the notice the state, county, or city official shall withhold the issuance of a warrant for the payment of the salary or other compensation accrual to such officer for the period of 30 days thereafter until notified by the bureau that such suspension has been released by the performance of the required duty.

Besides the criminal data that is collected from the law enforcement agencies within the state, the bureau also collects limited statistics from the district courts and correctional agencies.

The information collected from the district courts includes dispositions of defendants who were charged in an indictment, information, or affidavit in a criminal case. This information is submitted by the 87 district courts within the state and has been collected since 1936.

The information received from the various state correctional agencies indicates the dispositions of individuals as they are processed through a custodial agency. Since the Department of Corrections tabulates these figures, they are not duplicated in this report.

As of January 1972, the bureau initiated a new means of reporting criminal activity within the State of Minnesota. Now, the means of collecting criminal data from criminal justice agencies is refined and modernized into a computerized format, with all data involving an offense and accompanying arrest(s) linked together by unique identifiers. The result should be increased efficiency in the reporting and compiling of crime statistics, enabling all the segments of the Criminal Justice System to better analyze their progress towards the system's common goal.

A DESCRIPTION OF CRIME CLASSIFICATION
ACCORDING TO UNIFORM CRIME REPORTING (UCR)

Part I Offenses

- (1) Criminal Homicide - The killing of another person.
 - (a) Murder--any unlawful killing of a human being in which the element of malice aforethought was present in the murder.

Manslaughter--any unlawful killing of a human being without the element of malice aforethought is counted as manslaughter.
 - (b) Death by Negligence--any death that occurs because of the negligence of some person other than the victim and that is not in the commission of an unlawful act. These are deaths which police investigation establishes as primarily caused by gross negligence.
- (2) Forcible Rape*
 - (a) Rape by Force--the carnal knowledge of a female forcibly against her will, but excluding statutory rape and other sex offenses.
 - (b) Assault to Rape-Attempts--all assaults and attempts to rape.

*Note - Excludes statutory rape.
- (3) Robbery--A robbery is defined as the felonious and forcibly taking of the property of another against his will by violence or by putting him in fear. This includes all attempts.
 - (a) Armed Robbery-Any Weapon--When any object is so employed as to constitute force or the threat of force, it will be considered a weapon. This would include firearms, knives, clubs, brass knuckles, black jacks, broken bottles, acid, explosives, etc. Cases involving possible pretended weapons or cases involving weapons not seen by the victim but which the robber claims to have with him should be counted in this category.
 - (b) Strong Arm-No Weapon--This includes muggings and similar offenses where no weapon is used but strong-arm tactics are employed to deprive the victim of his property. This definition is limited to hands, arms, fists, feet, etc. Include all attempts.
- (4) Assault-An assault is an attempt or offer with unlawful force or violence to do physical injury to another. As a general rule all assaults will be classified and scored in this category. Exclude assaults with intent to rob or rape. Excludes simple assault, assault and battery, fighting, etc. These will be scored in the appropriate category.

- (a) Gun-Include all assaults or attempted assaults involving the use of any type of firearm. This includes revolvers, automatic pistols, shotguns, zip guns, pellet guns, etc.
 - (b) Knife or cutting instrument-Include all assaults or attempted assaults involving the use of cutting or stabbing objects such as knives or razors, hatchets, axes, cleavers, scissors, glass broken bottles, daggers, ice picks, etc.
 - (c) Other Dangerous Weapons-Include all assaults or attempted assaults when an object other than a gun, knife or cutting instrument is used. This includes clubs, bricks, jack handles, bottles, explosives, acid, lye, poisons, scalding water and cases of attempted drownings and burnings etc.
 - (d) Hands, fists, feet, etc.-Felony-Include all assaults with hands, fists, feet etc. which could result in a felony conviction. In order to be classified as a felony, victim must suffer great bodily harm.
- (5) Breaking and Entering-Include any unlawful entry or attempted forcible entry of any structure to commit a felony or larceny. As a general rule, score as one offense any unlawful entry or attempted forcible entry of any dwelling, attached structure, public building, shop, factory, storehouse, apartment, house, trailer, warehouse, mill, farm, ship, railroad car, etc. For UCR purposes breaking and entering with larceny is classified and scored only as breaking and entering. This does not include breaking and entering of motor vehicles. These are scored in the larceny category.
- (a) Forcible Entry-Include all offenses where force of any kind is used to unlawfully enter a locked structure such as any of those listed above with intent to steal or commit a felony. This includes entry by use of a master key, celluloid, or other device that leaves no outward mark but is used to open a lock. Concealment inside a building followed by breaking out of the structure should also be scored here.
 - (b) Unlawful Entry-No Force-Include any unlawful entry when you fail to discover any evidence of forcible entry.
 - (c) Attempted Forcible Entry-Include in this category only when your investigation determines that a forcible entry has been attempted.
- (6) Larceny-Theft, (Except Auto Theft)-This category includes the unlawful taking of the property of another with intent to deprive him of ownership. This involves all larcenies and thefts resulting from pocket-picking, purse snatching, shop-lifting, larceny from auto, larceny of auto parts and accessories, bicycle theft, larceny from buildings, and larceny from any coin-operated machines. Any theft that is not a robbery or any theft that does not result from a breaking and entering shall be scored here. Excludes embezzlements, unlawful conversions, larceny by bailee, frauds or bad checks. Enter all attempted larcenies. Note: When the true or known value of stolen property is not available, estimates based on accepted police methods of property evaluation should be used for the purpose of uniform crime reporting. Larceny offenses have three breakdowns:

- (a) Over \$50 in value
- (b) \$5 - \$50 in value
- (c) Under \$5 in value

(7) Auto Theft-This category includes larceny or attempted larceny of automobiles. Includes all thefts and attempted thefts of motor vehicles. This includes all vehicles which can be registered as a motor vehicle in this state. Excludes incidents in which the alleged offender had lawful access to the vehicle as in a family situation or the unauthorized use by others having lawful access to the vehicle such as chauffeur, employee etc.

Part II Offenses

- (8) Misdemeanor Assault-This classification consists of all assaults and attempted assaults which are simple or minor in nature.
- (9) Arson: Include all arrests for violation of State law and municipal ordinances relating to arson and attempted arson. This generally includes any willful or malicious burning of a dwelling, church, college, jail, meeting house, public building, ship or other vessel, motor vehicle, aircraft, contents of building, personal property of another, goods or chattels, crops, trees, fences, gates, grain vegetable products, lumber, woods, marshes, meadows, etc. A death resulting from arson will be classified as murder and personal injuries resulting would be classified as assaults.
- (10) Forgery and Counterfeiting: In this class place all offenses dealing with the making, altering, uttering or possessing with intent to defraud anything false in a semblance of that which is true. Include altering or forging public or other records, making, altering forging or counterfeiting coins, plates, banknotes, checks etc. Possessing or uttering forged or counterfeited instruments, signing the name of another or a fictitious person with intent to defraud and all attempts to commit any of the above acts.
- (11) Fraud: This is defined as fraudulent conversion and obtaining money or property by false pretense. Include bad checks, confidence games, etc. except forgeries and counterfeiting.
- (12) Embezzlement: This is the misappropriation or misapplication of money or property entrusted to one's care, custody or control.
- (13) Stolen Property; buying, receiving, possessing-Include in this classification all offenses of buying, receiving, possessing or concealing stolen property as well as all attempts to commit any of these offenses.
- (14) Vandalism-Destruction of Property: This includes all willful or malicious destruction, injury, disfigurement or defacement of any public or private property real or personal without the consent of the owner or person having custody or control by cutting, tearing, breaking, marking, painting, drawing, covering with filth or any other such means as may be specified by law.

- (15) Weapons: This classification includes violation of weapon laws such as manufacture, sale or possession of deadly weapons or silencers, carry deadly weapons, furnishing deadly weapons to minors, aliens possessing deadly weapons, and all attempts to commit any of the above offenses.
- (16) Prostitution and Commercialized Vice: Include in this class the sex offenses, the commercialized nature such as prostitution, keeping bawdy house, disorderly house or house of ill repute, pandering, procuring, transporting or detaining women for immoral purposes, etc., and all attempts to commit any of the above.
- (17) Sex Offenses: This includes all sex offenses other than forcible rape, prostitution, and commercialized vice. This encompasses offenses against chastity, common decency, morals and the like such as adultery and fornication, buggery, incest, indecent exposure, sodomy, carnal abuse (no force) and all attempts to commit any of the above.
- (18) Narcotic Drug Laws: This includes all arrests for the violation of state and local ordinances, specifically those relating to the unlawful possession, sale, use, growing manufacturing and making of narcotic drugs.
- (19) Gambling: Includes all charges relating to promoting, permitting or engaging in gambling.
- (20) Offenses Against Family and Children: Include all charges of non-support, neglect or abuse of family and children by such as desertion abandonment, or non-support, neglect or abuse of child, or nonpayment of alimony.
- (21) Driving Under the Influence: This classification is limited to driving or operating any vehicle while drunk or under the influence of liquor or narcotic drugs.
- (22) Liquor Laws: With the exception of drunkenness and driving under the influence, all state or local liquor law violations are placed in this class. Excludes federal violations. Include manufacturing, selling, transporting, furnishing as in maintaining unlawful drinking places. Bootlegging, operating a still, furnishing liquor to a minor and using vehicle for illegal transportation of liquor are included.
- (23) Drunkenness-Intoxication-Include in this class all offenses of drunkenness or intoxication with the exception of driving under the influence. This generally encompasses drunk and disorderly behavior in public and intoxication. Note: This offense was repealed in Minnesota on July 1, 1971. (MSS 340.96;C90 s2).
- (24) Disorderly Conduct-Disturbing the Peace: Count all disorderly persons arrested who cannot be classified under Offenses 1, 2, 23 or under offense 25.
- (25) Vagrancy: Place in this classification arrests for failure of an individual to give a good account of himself, begging, loitering, etc.

- (26) All other Offenses: Include in this class every other state or local offense not included in Classes 1 through 25 except traffic. This encompasses abduction and compelling to marry, abortion (death resulting from abortion is homicide) bastardy and concealing death of a bastard, bigamy and polygamy, blackmail and extortion, bribery, contempt of court, discrimination and unfair competition, kidnapping, offenses contributing to juvenile delinquency except as provided for in Classes 1 through 29 such as employment of children in immoral vocations or practices, admitting minors to improper places, etc., perjury, possession, repair manufacturing, etc. of burglary tools, possession or sale of obscene literature and unlawful use, possession etc. of explosives, etc.
- (27) Suspicion: This category is to be used for unknown incidents when the actual offense(s) has not been determined.
- (28) Curfew and Loitering Law Violations (Juveniles). Count all offenses relating to local curfew or loitering ordinances, where such laws exist. Limited to juveniles taken into protective custody who have runaway from the reporting jurisdiction.
- (29) Runaways (Juveniles): Limited to juveniles taken into protective custody under provisions of state statute.

MINNESOTA OFFENSE INFORMATION

A STATE WIDE 1971-1970 OVERVIEW

Crime Index (Serious Crimes) The crime index refers to the seven major offenses traditionally used to measure the changes and trends in amounts of crime over specific periods of time.

- The crime index in Minnesota totaled 87,975 actual offenses during 1971 which was 8 percent higher than the 81,365 actual offenses occurring in 1970.

- The crime rate* represented 2,326.8 per 100,000 in population in 1971 and 2,175.9 per 100,000 population in 1970.

- Of all the crime index offenses reported in 1971, 15 percent were cleared by arrest or exceptionally cleared. In 1970, 15 percent were also cleared by arrest or exceptionally cleared.

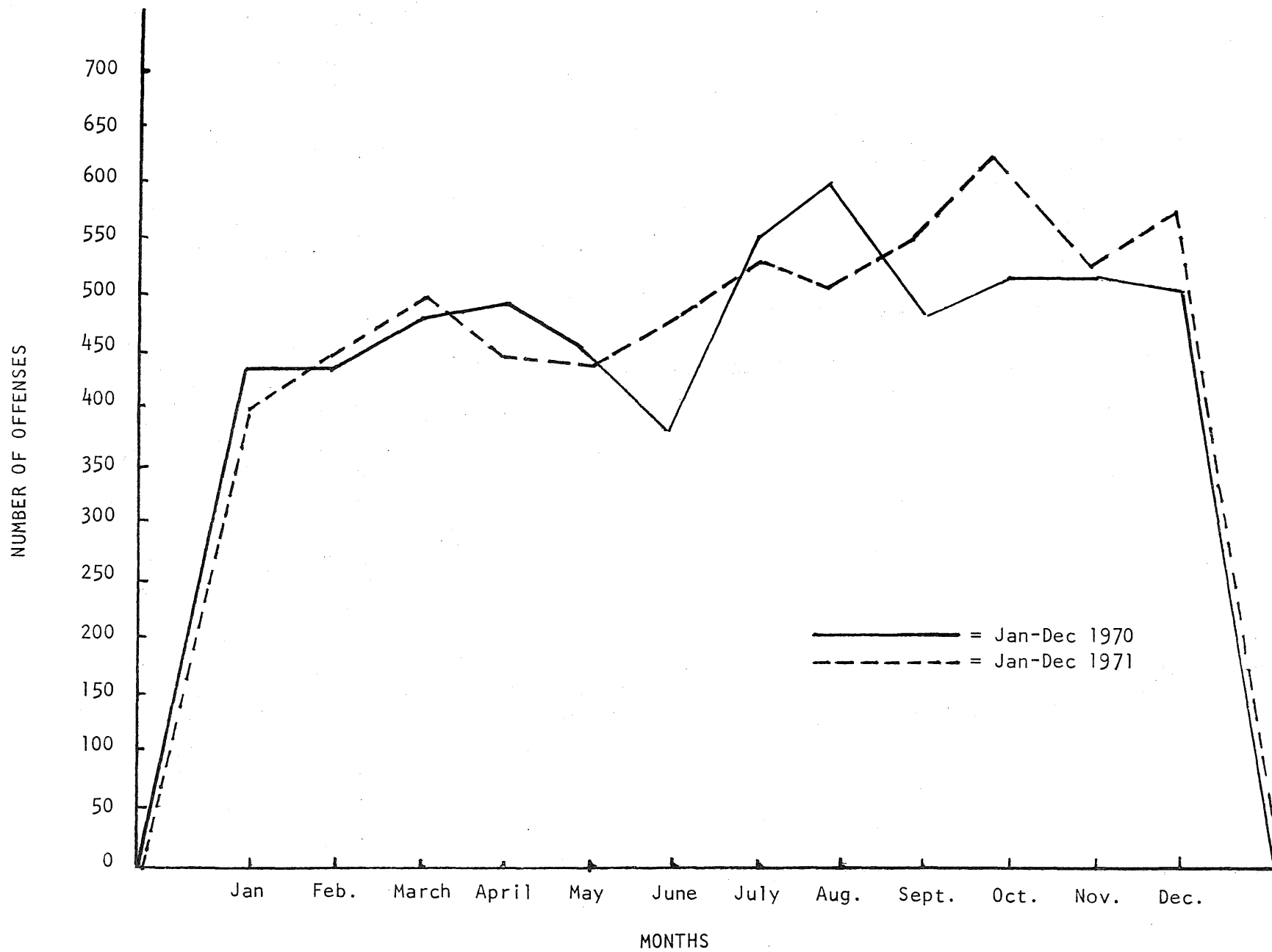
- Theft or larceny of over \$50 was the largest category of serious crime reported in Minnesota for 1971 and 1970 with a total of 34,936 and 31,563 offenses respectively.

Violent Crime Violent crime in Minnesota accounted for 7 percent of all crime index offenses in 1971. A total of 5,977 actual murders, forcible rapes, robberies, and aggravated assaults were reported in 1971. Compared with the 5,825 total offenses for 1970, the 1971 figures represent a 3 percent increase in violent crime for Minnesota (Figure 1). The number of violent crime per 100,000 population was 158.0 in 1971 while in 1970 there were 155.7 per 100,000 population.

* Minnesota crime rates per 100,000 population are based on a 3,780,797 state population of those agencies who contributed reports in 1971. Crime rates per 100,000 population are based on a 3,739,327 state population of those agencies who contributed reports in 1970.

FIGURE 1

1971 AND 1970 COMPARISON IN AMOUNT OF VIOLENT CRIME
(MURDER, FORCIBLE RAPE, ROBBERY & AGGRAVATED ASSAULT)



-Murder Offenses involving murder numbered 89 in 1971 for Minnesota compared to 75 offenses in 1970, an increase of 19 percent.

-Forcible Rape There were 466 forcible rapes in 1971 in Minnesota, compared to 365 offenses in 1970, an increase of 28 percent.

-Robbery Minnesota registered 2,987 robberies in 1971, compared to 3,422 offenses in 1970, a decrease of 13 percent.

-Aggravated Assault There were 2,435 aggravated assaults in Minnesota in 1971, compared to 1,963 offenses in 1970, an increase of 24 percent.

Property Crime Property crime in Minnesota accounted for 93 percent of all the crime index offenses in 1971. A total of 81,998 burglaries, major theft, and auto thefts were actually reported in 1971. Compared with the 75,500 offenses in 1970, the 1971 figure represents a 9 percent increase in property crime in Minnesota (Figure 2). The number of property crimes per 100,000 population in 1971 was 2168.6 while in 1970 there were 2019.0 per 100,000 population.

-Burglary Offenses involving burglary totaled 33,827 in 1971 in Minnesota compared to 30,766 offenses in 1970, an increase of 10 percent.

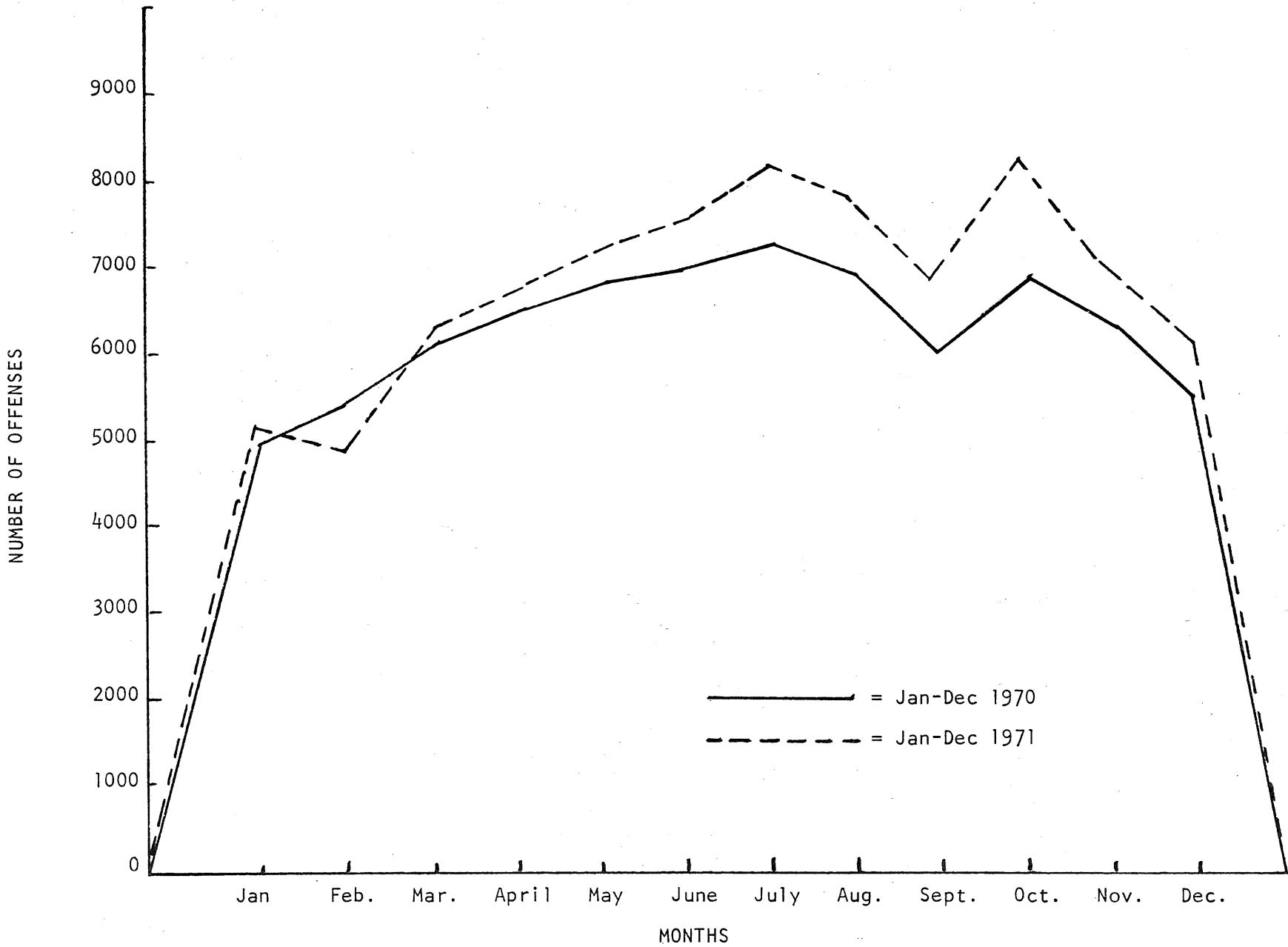
-Theft-Larceny (Over \$50) There were 34,936 thefts in Minnesota in 1971 compared to 31,563 offenses in 1970, an increase of 11 percent.

-Auto Theft In 1971, Minnesota registered 13,235 auto thefts. When compared with the 13,171 offenses in 1970 an increase of .5 percent is indicated.

Total Arrests* Law Enforcement agencies within Minnesota's 98.8 percent reporting population area accounted for 89,204 total arrests in 1971. The total number of arrests in 1970 within the state's 95.9 percent reporting population area amounted to 93,946.

FIGURE 2

1971 AND 1970 COMPARISON IN AMOUNT OF PROPERTY CRIME
(BURGLARY, LARCENY-THEFT \$50 & OVER, AUTO THEFT)



-Adult Arrests Arrests for adults in 1971 indicated a 50,494 total, while arrests for adults in 1970 reflected a 56,239 amount.

-Juvenile Arrests The total number of juveniles arrested in 1971 for criminal offenses amounted to 38,710. In 1970, the total figure of juveniles arrested was scored at 37,707.

*Total arrests represent all arrests for adults and juveniles involved in either a Part I (serious) or Part II (less serious) criminal offense. An arrest in the uniform crime reporting sense refers to a form of detention by depriving an individual of his personal liberties by a form of legal authority.

CRIMES OF VIOLENCE

CRIMINAL HOMICIDE - MURDER

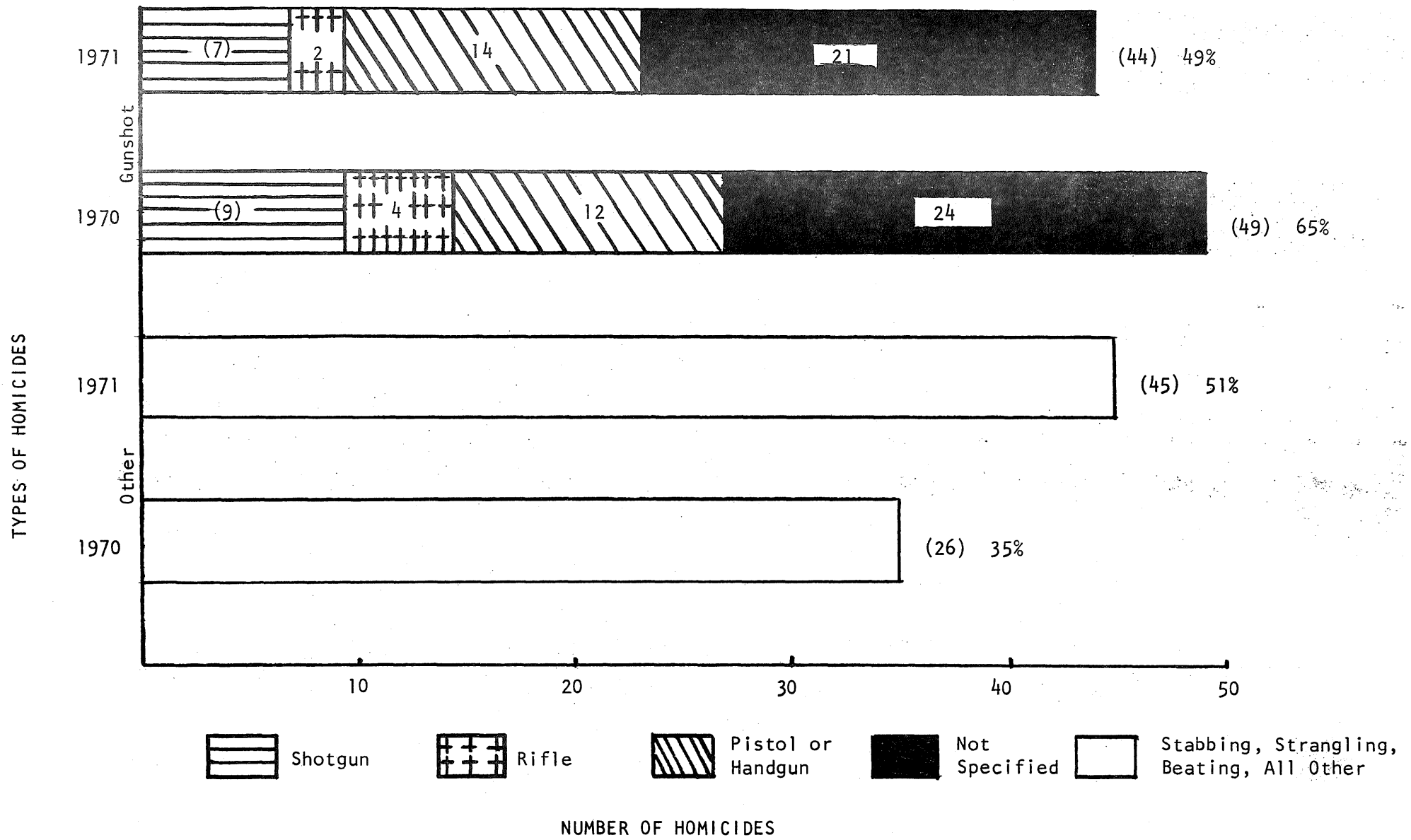
Criminal homicide involves those offenses of murder and non-negligent homicide that are classified as willful felonious deaths as distinguished from deaths caused by negligence. Attempts and assaults to kill are scored as assaults and not as murder. Justifiable or excusable homicides, suicides, and accidental deaths are excluded from this category.

Summary - Analysis

- Of the 89 actual murders reported by law enforcement officers in Minnesota in 1971, 76 offenses were cleared by arrest. This represented an 86 percent clearance rate. In 1970, there were 75 actual murders reported with 70 of them being cleared by arrest. The clearance rate for that year was 93 percent.
- The crime rate for murder in 1971 was 2.4 per 100,000 population. In 1970 the crime rate was 2.0 per 100,000 population.
- Of all the 99 murders reported in 1971, 10 offenses were unfounded, or classified as justifiable or excusable. Information is unavailable for the number of unfounded murders in 1970.
- In 1971, murder offenses represented 1 percent of the total violent crimes with one averaged every 4.1 days. In 1970, murders accounted for 1 percent of the total violent crimes with one averaged every 4.9 days.
- In twenty two of the homicide cases involving gunshot deaths in 1971 (50%), the victim was an acquaintance of the offender. In twenty six of the homicide cases involving gunshot deaths in 1970, (53%) the victim was an acquaintance of the offender.

FIGURE 3

NUMBER AND TYPES OF HOMICIDES
FOR THE YEARS 1971 AND 1970



FORCIBLE RAPE - INCLUDING ATTEMPTS

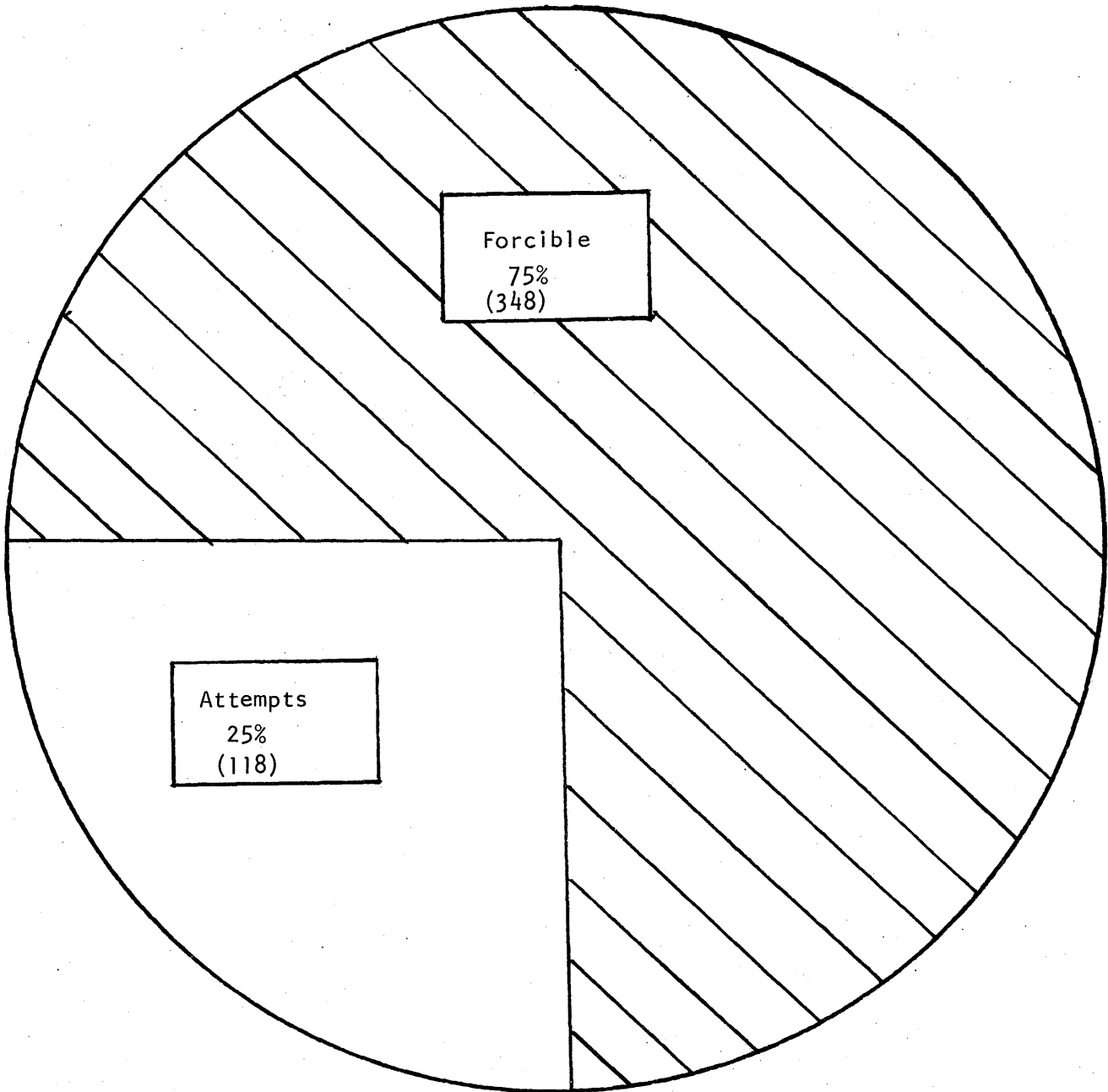
Forcible rape is the carnal knowledge of a female using force and committed against her will. Uniform Crime Reporting needs require rape to be divided into two categories: (1) rape by force; and (2) attempted rapes. Statutory rape and other sex offenses are excluded from this category.

Summary - Analysis

- Of the total 466 actual rapes that occurred in Minnesota in 1971, 348 were rapes by force and 118 were recorded as attempted rapes. In 1970, available statistics indicate that there were 365 rapes although actual rapes and attempted rapes cannot be distinguished for that year.
- Of the total rapes occurring in 1971, 268 or 58 percent were cleared by arrest. In 1970, 369 out of the total number of rapes, or 69 percent, were cleared by arrest.
- The crime rate for rape in 1971 amounted to 12.3 per 100,000. In 1970, the crime rate for rape totaled 9.8 per 100,000.
- Of the total of 588 rapes reported in 1971, 122 offenses were unfounded. The information for the number of unfounded offenses in 1970 is unavailable.
- In 1971, rape offenses represented 8 percent of the total violent crimes with 1.3 averaged each day. In 1970, rape offenses accounted for 6 percent of the total violent crimes with one averaged every day.

FIGURE 4

FORCIBLE RAPES AND ATTEMPTED RAPES IN MINNESOTA DURING 1971



N = 466

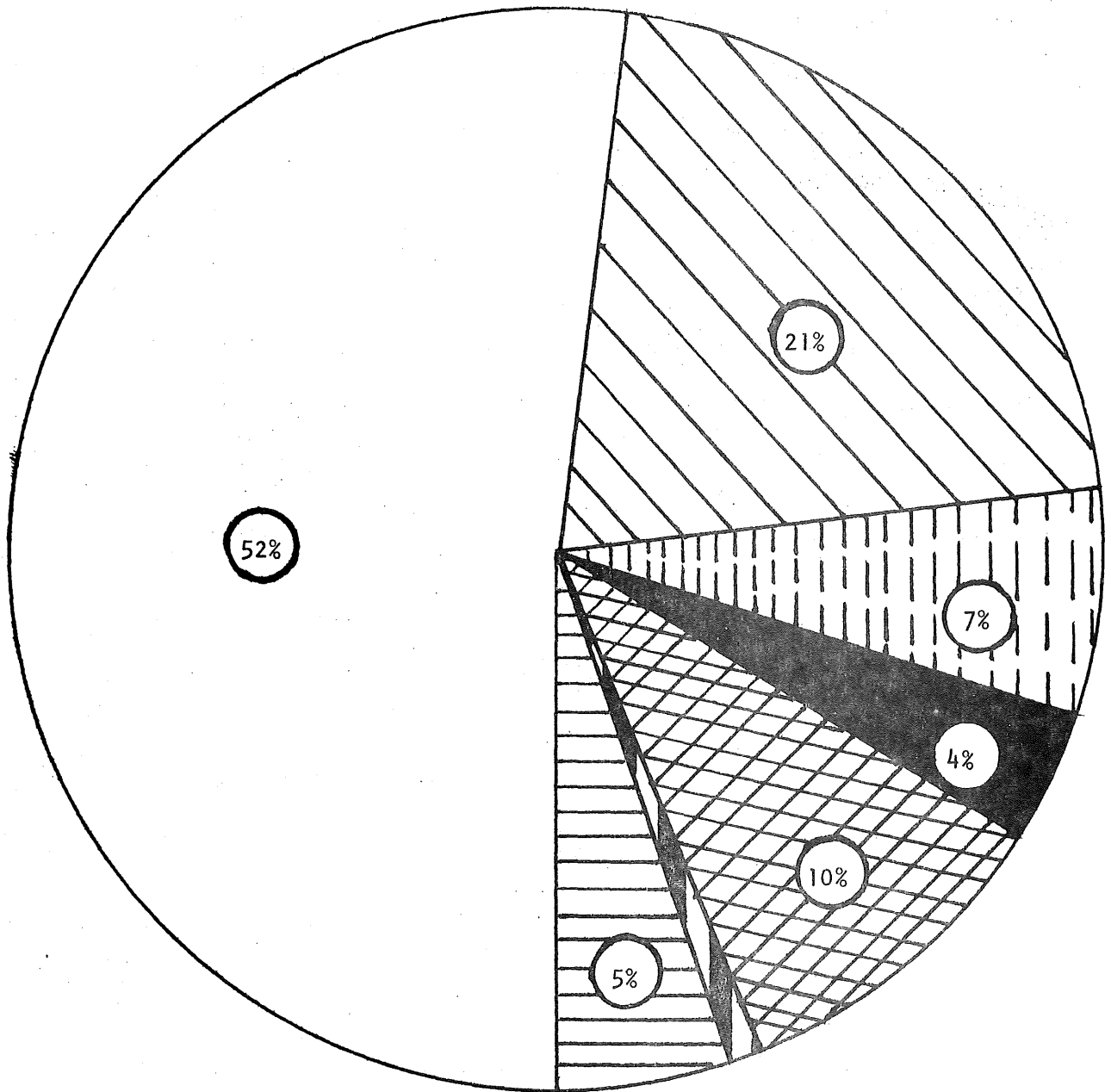
ROBBERY - INCLUDES ARMED AND STRONG ARMED

Robbery involves the felonious and forcible taking of the property of another, against his will, by violence or by placing the person in state of fear. The crime of robbery necessitates that a victim be present in order for it to be so classified. Robbery is further divided into two distinct categories (1) Armed Robbery - any weapon. Any object which is so employed as to constitute force or threat of force is considered a weapon; and (2) Strong-Arm - no weapon includes muggings, and similar offenses where no weapon is used and strong arm tactics are employed to deprive the victim of his property (limited to hands, feet, arms, fists, etc.) As a general rule, robbery differs from larceny in that it is aggravated by the threat and element of force. An attempt to commit a robbery, either armed or strong arm is counted as if the actual offense did occur.








Summary - Analysis

- Of the 2,981 robbery offenses that occurred in Minnesota in 1971, 1,437 were recorded as armed robbery and 1,544 offenses were strong armed. In 1970, there were 3,409 actual robberies reported. Out of this number, 1,841 were armed while 1,568 offenses were listed as strong armed.
- Of the total number of robberies occurring in 1971, 873 or 29 percent were cleared by arrest. In 1970, 823 or 24 percent of the total number were cleared by arrest.
- The crime rate for robberies in 1971 amounted to 78.8 per 100,000. In 1970, the crime rate for robberies showed 91.2 per 100,000.
- Of the total of 3,258 robberies reported in 1971, 271 offenses were unfounded. The number of unfounded offenses for 1970 is unavailable.
- In 1971, robbery offenses represented 50 percent of the total violent crime with 16 offenses averaged each day. In 1970, robbery offenses amounted to 59 percent of the total violent crimes with 16 averaged each day.

FIGURE 5
ROBBERY IN MINNESOTA IN 1971



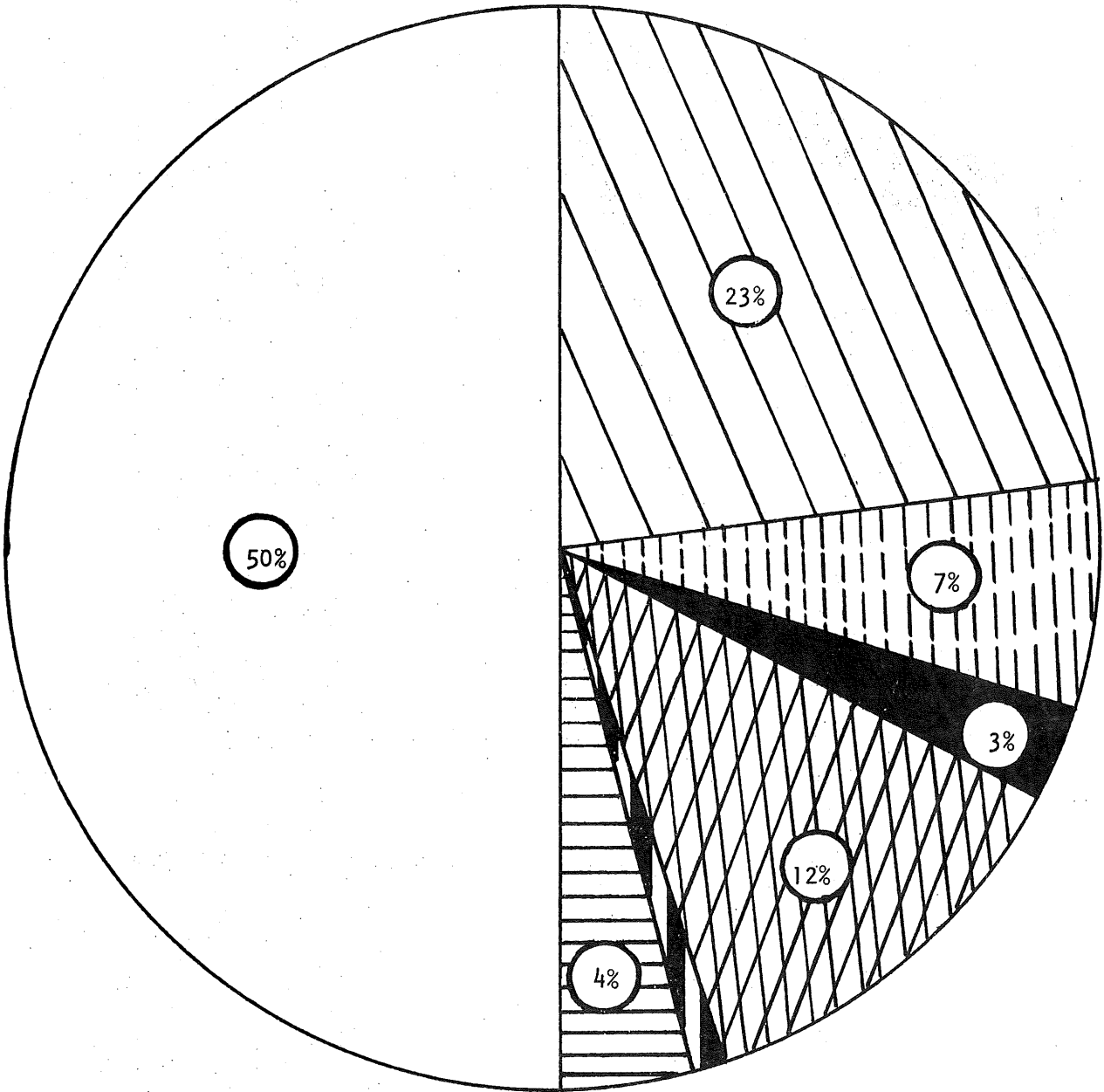
N = 2,964*

- | | |
|---|--|
|  Misc. (153) |  Chain Store (119) |
|  Bank - on premises (15) |  Gas or Service Station (216) |
|  Residence (307) |  Commercial House (604) |
|  Highway - Street, Alley etc. (1550) | |

*Supplemental information received on robberies (14 estimated)


FIGURE 6


ROBBERY IN MINNESOTA IN 1970




N = 3,393*

 Misc. (134)


 Chain Store (106)

 Bank - on premises (19)

 Gas or Service Station (257)

 Residence - (399)

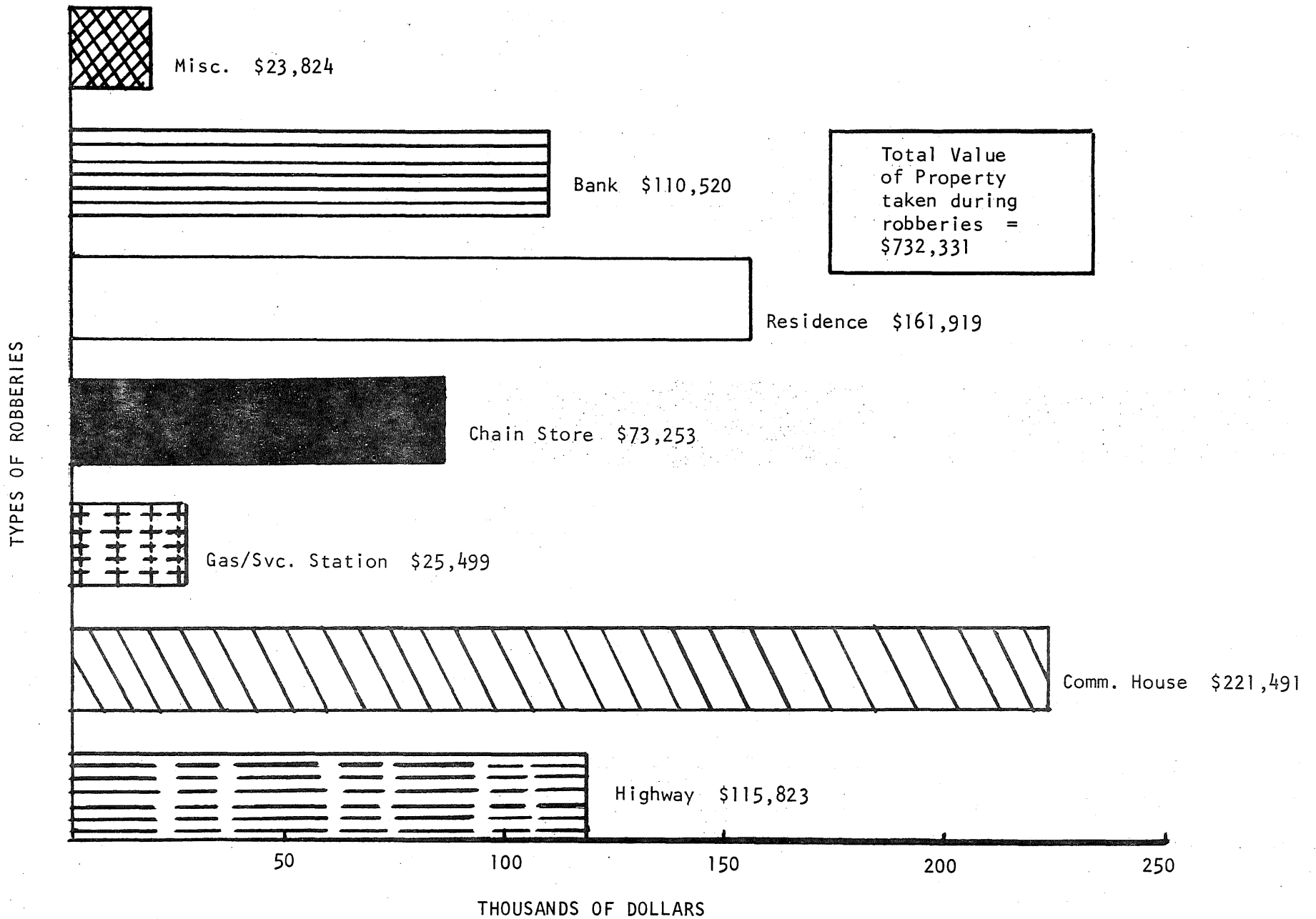
 Commercial House (770)

 Highway - street, alley etc. (1708)

* Supplemental information received on robberies (16 estimated)

FIGURE

AMOUNT OF PROPERTY VALUE STOLEN DURING TYPES OF ROBBERIES IN MINNESOTA FOR 1971



AGGRAVATED ASSAULT

The definition of assault involves an attempt or offer with unlawful force or violence, to do physical injury to another. An aggravated assault may be committed by a gun, knife, or other cutting instrument, other dangerous weapons such as clubs, or through use of hands, fists, feet. Assault with intent to commit a murder is also listed as aggravated assaults.

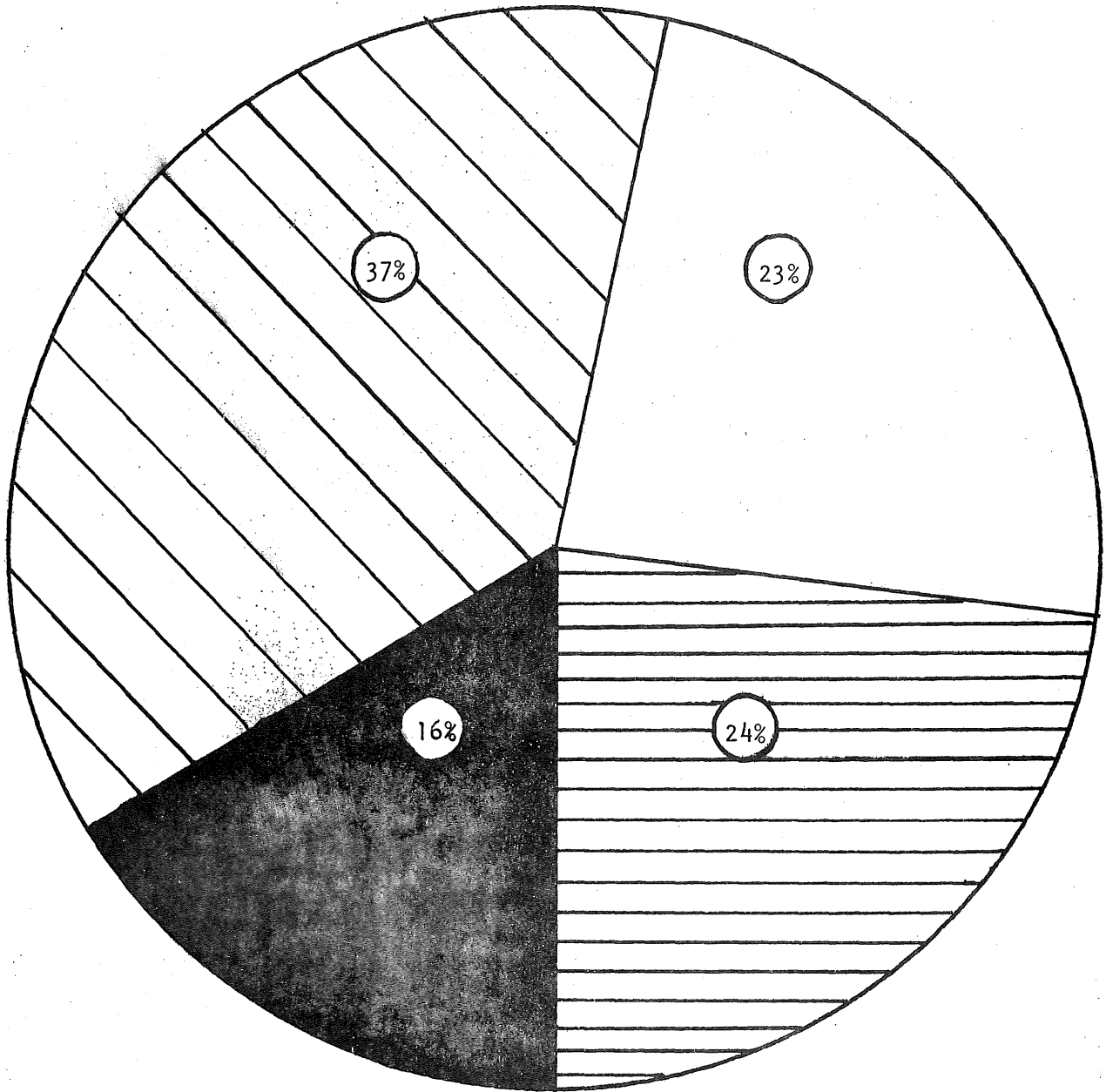
All assault, where no weapon is used, which result in minor injuries are classified as non-aggravated assaults and are not counted in the crime index totals.

Summary - Analysis


- Of the 2,435 assaults occurring in Minnesota in 1971, 1,812 offenses or 74 percent were cleared by arrest. In 1970, there was a total of 1,963 assaults with 1,544 or 79 percent cleared by arrest.
- The crime rate for assaults in 1971 totaled 64.4 per 100,000. In 1970, the crime rate for assaults totaled 52.5 per 100,000.
- Of the total 2,576 assaults reported in 1971, 141 offenses were unfounded. Information for the number of unfounded assaults in 1970 is unavailable.
- In 1971, assault offenses accounted for 41 percent of the total violent crimes with 6.7 averaged each day. In 1970, assault offenses represented 34 percent of the total violent crimes with 5.4 averaged each day.


FIGURE 8


AGGRAVATED ASSAULT IN MINNESOTA IN 1971




N = 2,409*

 Gun (563)

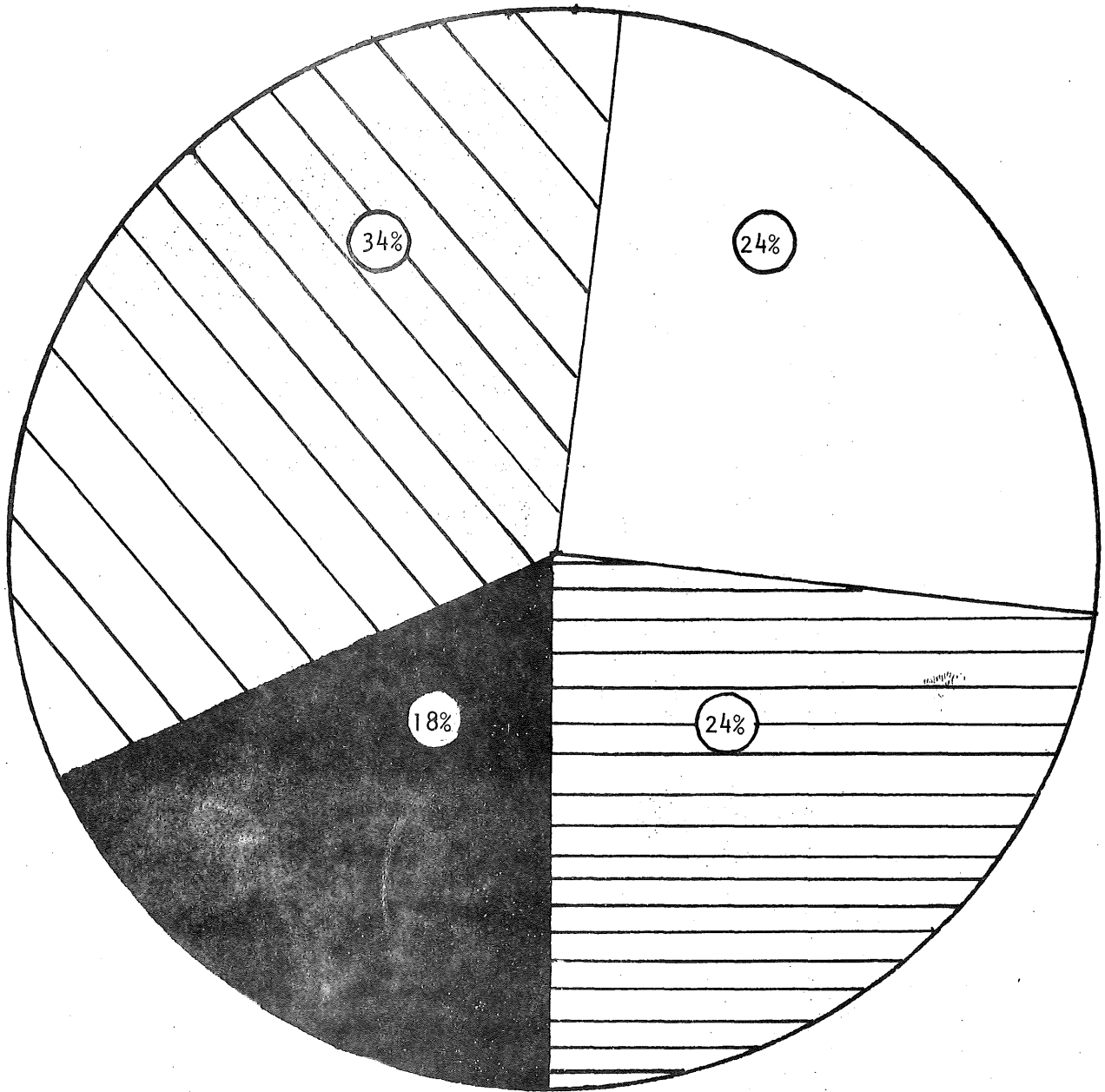
 Hands or fists (922)

 Knife or cutting instrument (544)


 Other Type of weapon (380)


*Supplemental information on aggravated assaults (26 estimated)


FIGURE 9
AGGRAVATED ASSAULT IN MINNESOTA IN 1970




N = 2010*

 Gun (488)

 Hands or fists (680)

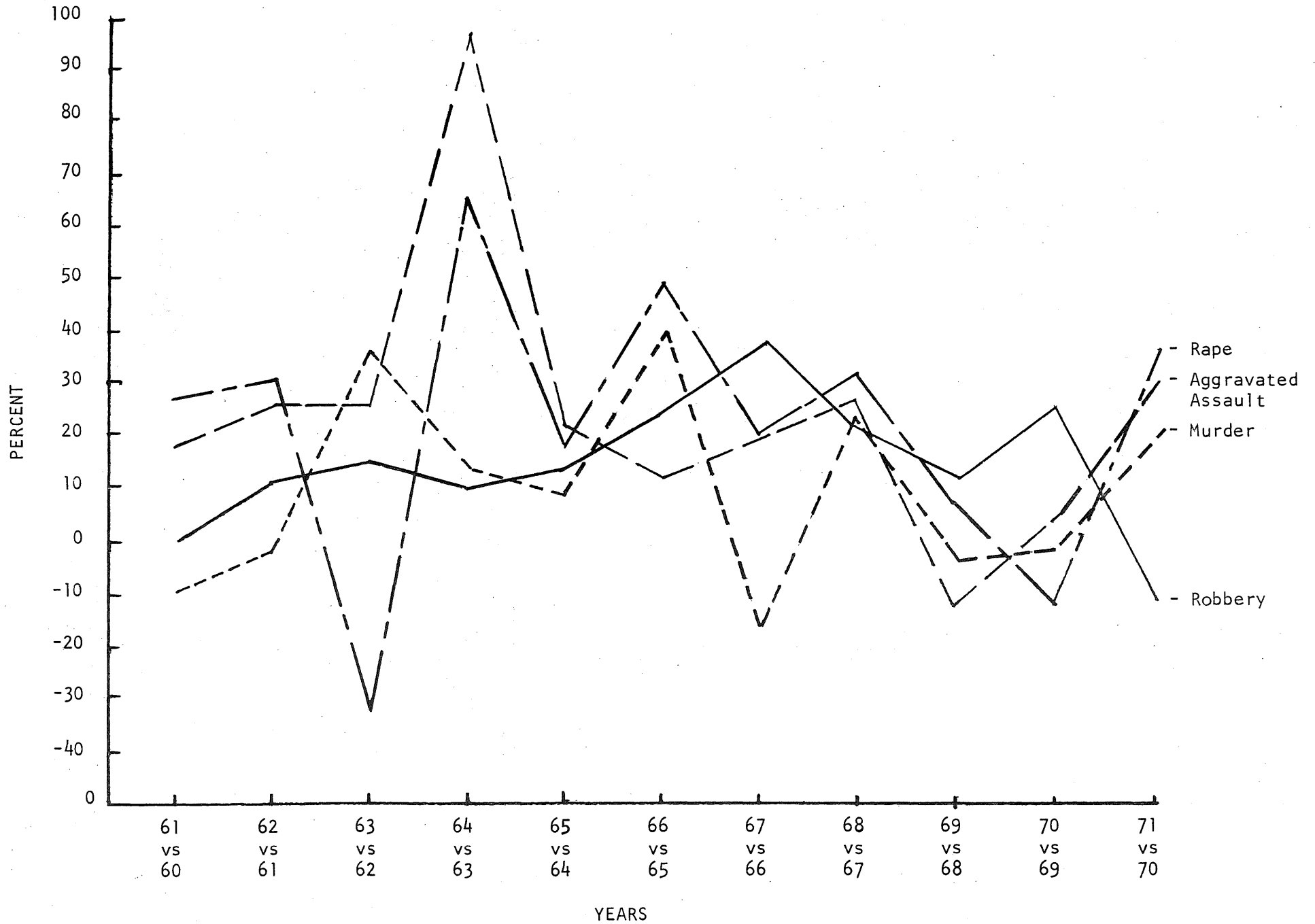
 Knife or cutting instrument (485)

 Other (357)

* Supplemental information on aggravated assaults (29 estimated)

FIGURE 10

NUMBER OF CRIMES OF VIOLENCE IN MINNESOTA -
 PERCENT CHANGE AND TRENDS FROM PREVIOUS YEAR 1961 - 1971



-39-

CRIMES AGAINST PROPERTY

BURGLARY

Burglary consists of the unlawful entry or attempted forcible entry of a structure to commit a theft or felony, even though no force may have been used to gain entry.

Burglary is divided into three separate classes:

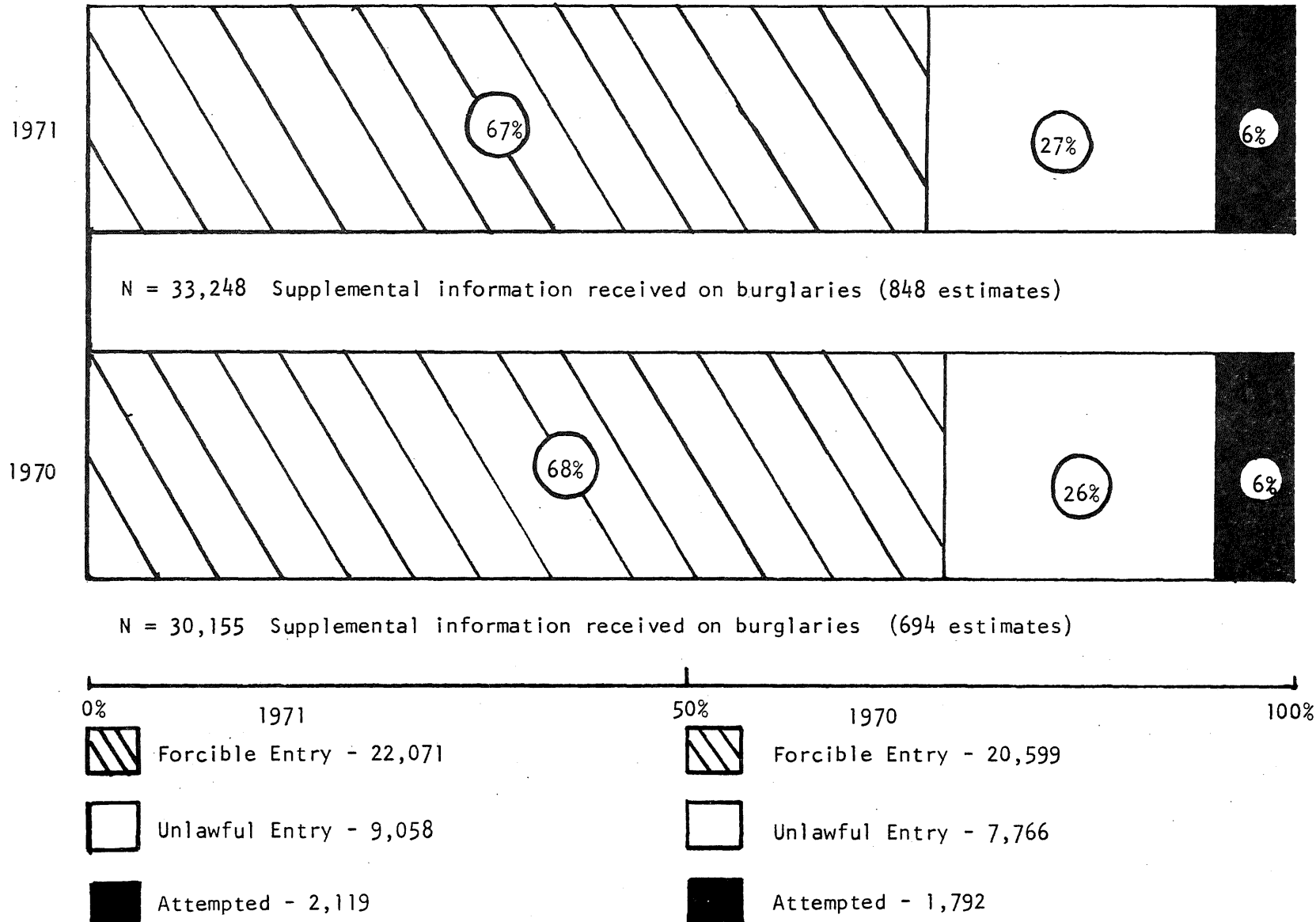
- A. Forcible Entry
- B. Unlawful Entry - No Force
- C. Attempted Forcible Entry

Supplementary information is collected that denotes the time and place of occurrence.

Summary - Analysis

- There was a total of 33,827 burglaries that occurred in Minnesota in 1971. Of this total, 4402 offenses were cleared by arrest which amounted to a 13 percent clearance rate. In 1970, there were 30,766 burglaries with 4,439 being cleared by arrest. The clearance rate for that year was 14 percent.
- The burglary rate for 1971 was 894.7 per 100,000 population. In 1970, the burglary rate was 822.8 per 100,000 population.
- Of the total 34,574 burglary offenses reported in 1971, 747 offenses were unfounded. Unfounded burglary reports for 1970 are unavailable.
- In 1971, burglaries represented 41 percent of the total property crimes with 93 averaged each day. In 1970 burglary offenses totaled 41 percent of the total property crimes with 84 averaged each day.

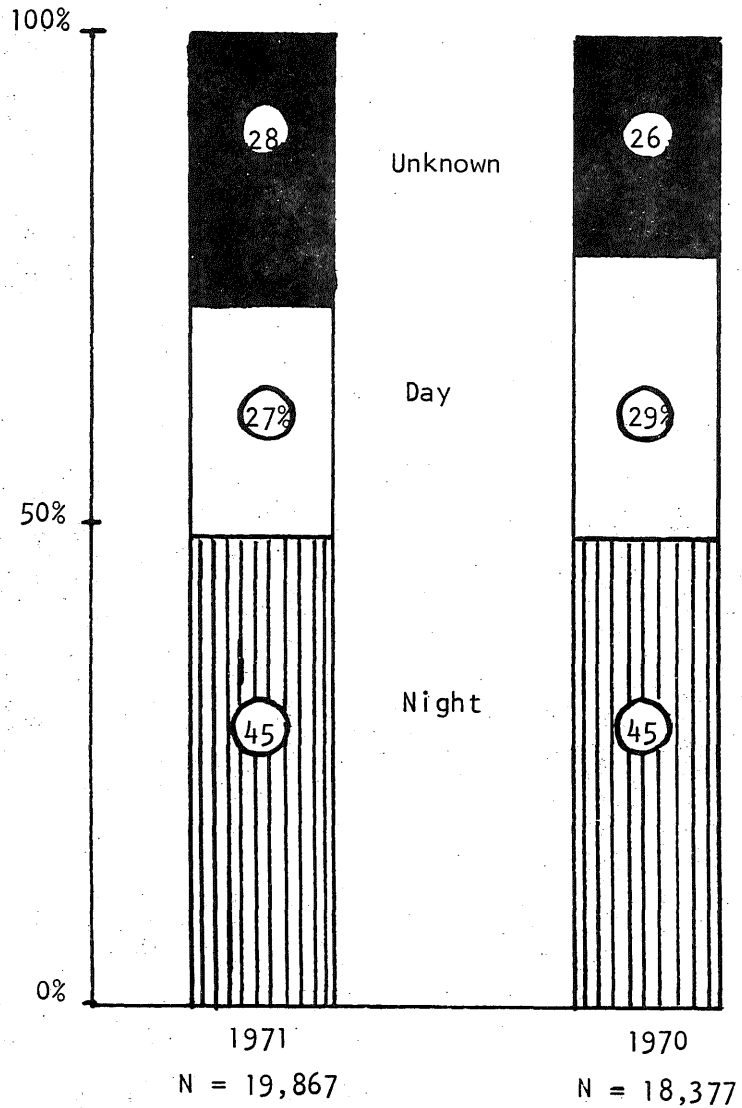
FIGURE 11
 COMPARISON OF THREE TYPES OF BURGLARY VIOLATIONS FOR 1971 AND 1970



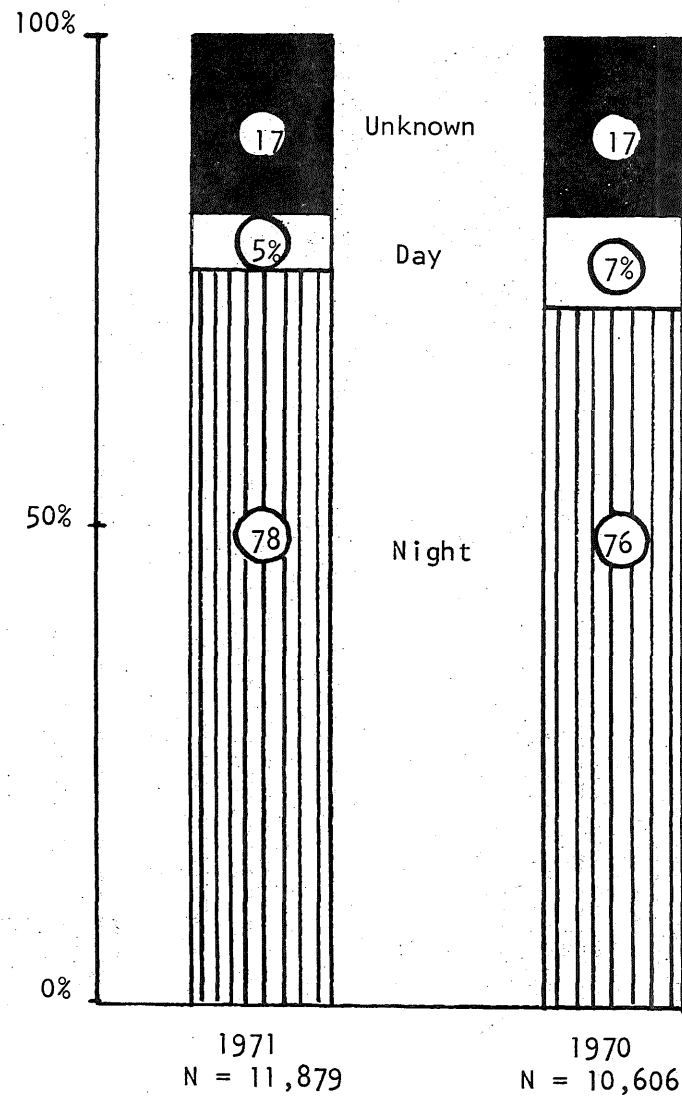
-43-

FIGURE 12

COMPARISON OF OCCURRENCES OF RESIDENCE & NON-RESIDENCE
BURGLARY FOR SPECIFIC TIMES FOR 1971 AND 1970



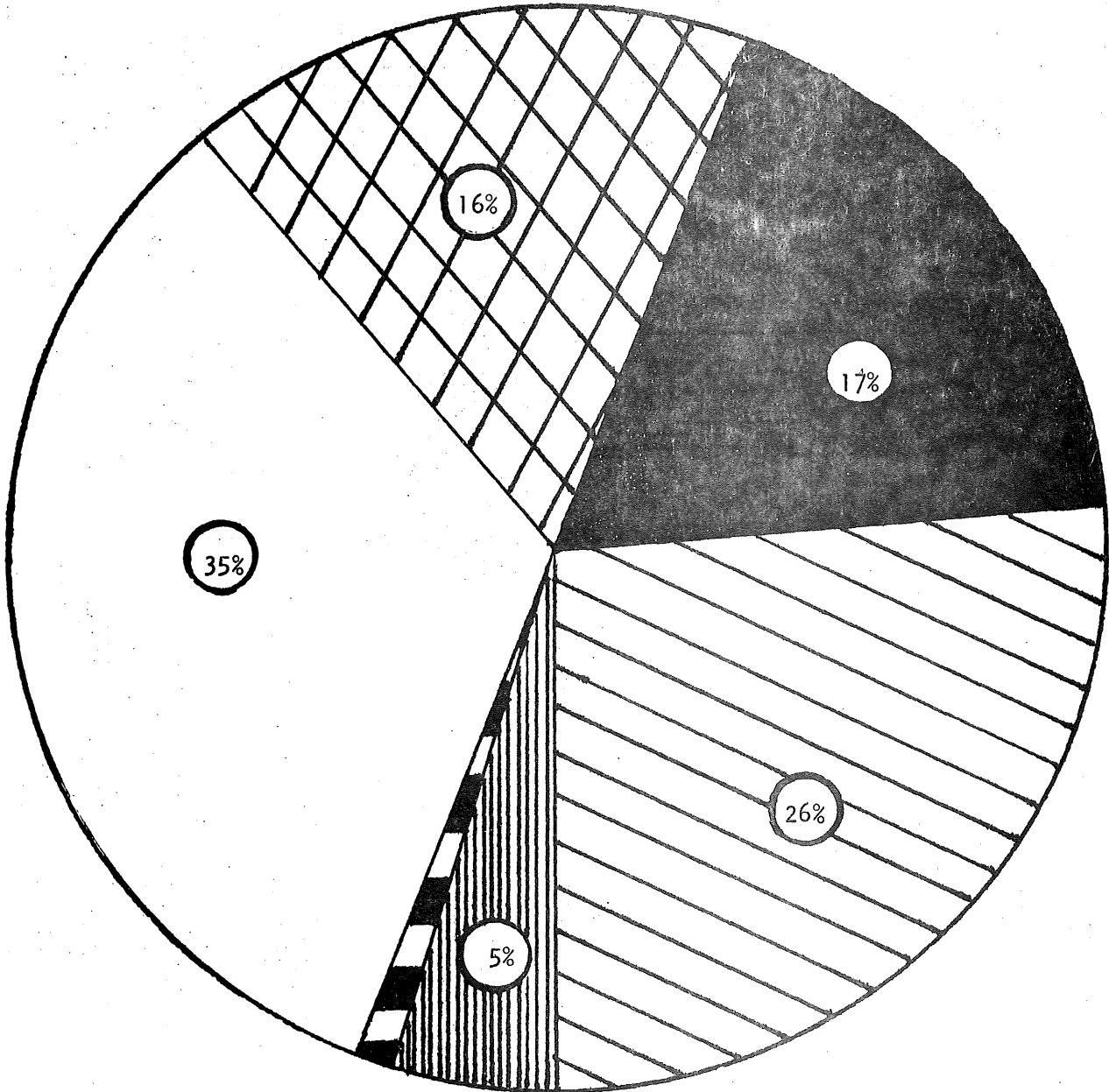
Burglary-Residence



Burglary-Non Residence

FIGURE 13

STOLEN PROPERTY VALUE FOR BURGLARIES AT SPECIFIC TIMES - 1971



N = \$9,036,834



Residence - N - \$2,356,197



Non-residence - N - \$3,121,515




Residence - D - \$1,496,915



Non-residence - D - \$111,496



Residence - Unk - \$1,459,021



Non-residence - Unk - \$491,690

LARCENY - OVER \$50.00

Larceny (theft) is the taking of the personal property of another with intent to permanently deprive him of ownership. The crime index figures count only those larcenies over \$50 in nature. Larceny attempts are classed as \$50 and under and are not included with this crime index category.

Summary - Analysis

- Of the 34,936 larceny offenses that occurred in Minnesota in 1971, 3,092 were cleared, representing a 9 percent clearance rate. In 1970, there were 31,563 larcenies within the state, with 2,686 being cleared by arrest for an 8 percent clearance rate.
- The crime rate for larcenies in 1971 amounted to 924.0 per 100,000. In 1970, the crime rate for larcenies represented 844.1 per 100,000.
- Of the total 84,031 larceny offenses reported in 1971, 1150 were listed as unfounded. Figures for unfounded larceny offenses in 1970 are unavailable.
- The total actual larcenies for 1971 amounted to 43 percent of the total property crime figures with 96 averaged each day. In 1970, larcenies totaled 42 percent of the property crime with 86 averaged each day.

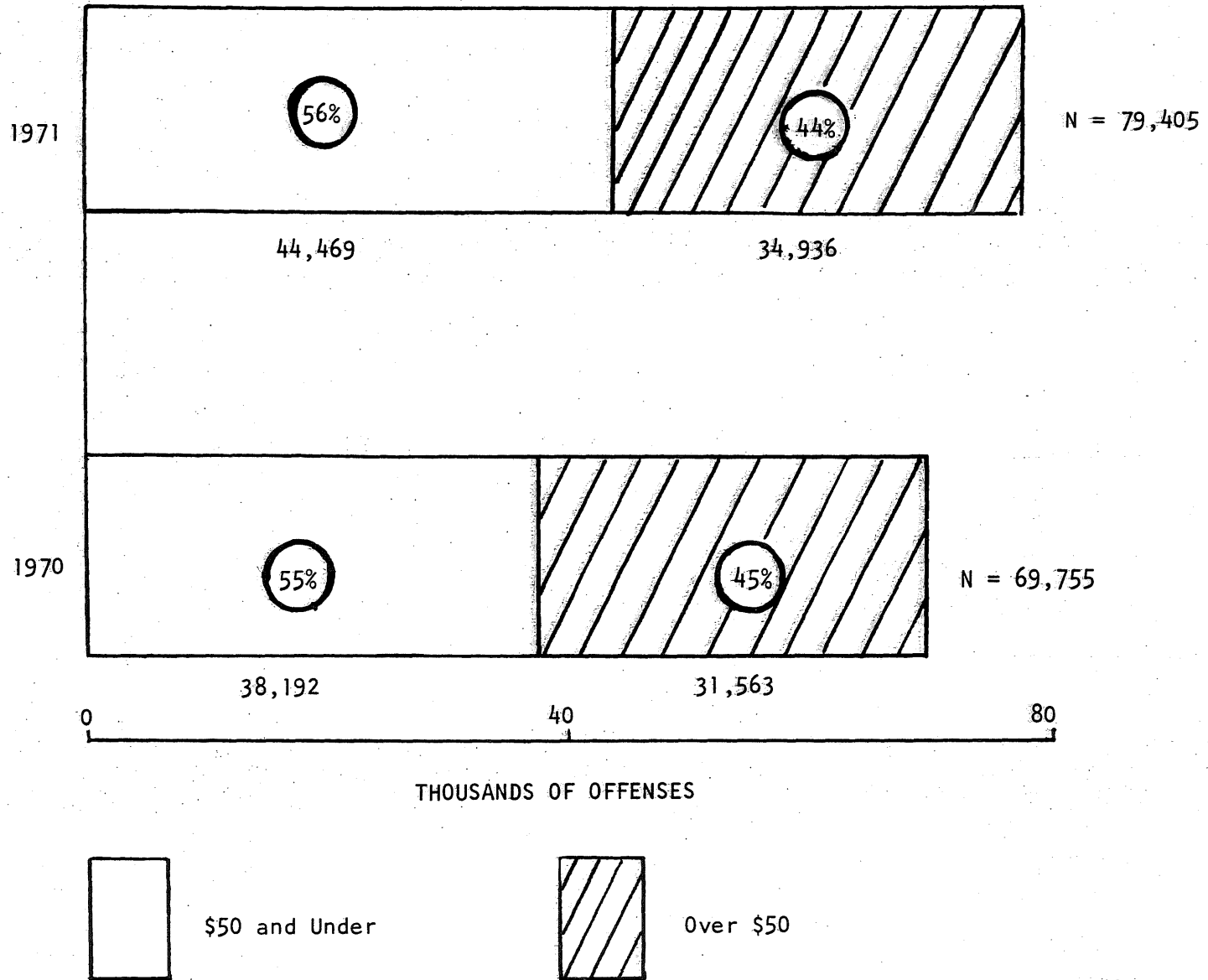
Comparative Analysis

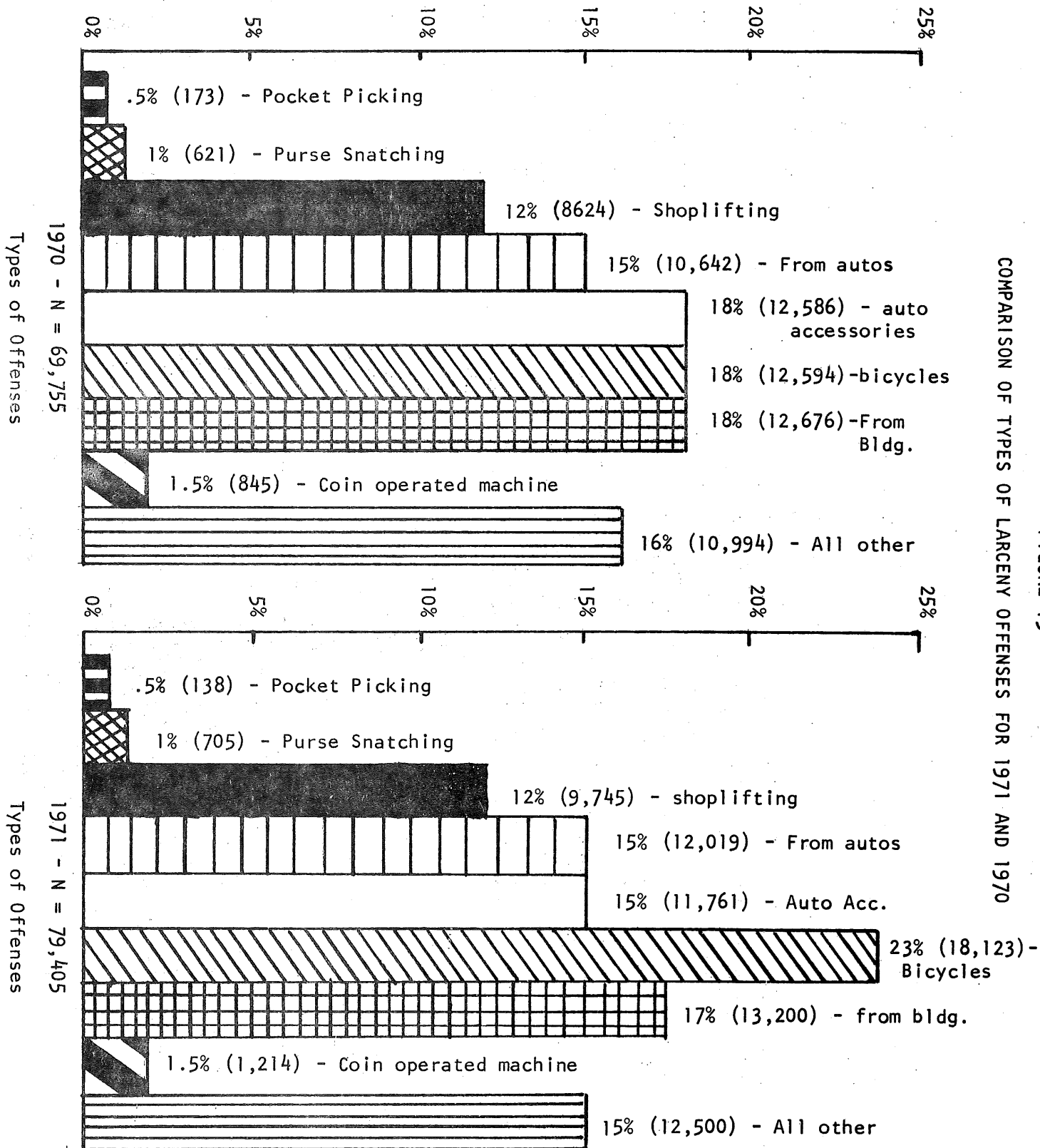
For purposes of a two year comparative analysis, those larcenies of over \$50 must be included with those larcenies of \$5 to \$50 and under \$5 in value. The collection process for larceny offenses within Minnesota prior to 1972 did not allow for the separate tabulation of types of larcenies over \$50 and those under \$50. When assessing the information in the following graph representations,

the total number of larceny offenses is used as the measuring constant. The information is limited in that not all reporting agencies submitted detailed information on the types of larcenies that occurred within their respective jurisdictions. The specific types of larcenies include: pocket-picking, purse snatching, shoplifting, from autos, auto accessories, bicycles, from buildings, coin-operated machines, and all other.

FIGURE 4

COMPARISON OF NUMBER OF LARCENY OFFENSES
OVER \$50 & \$50 & UNDER FOR 1971 AND 1970



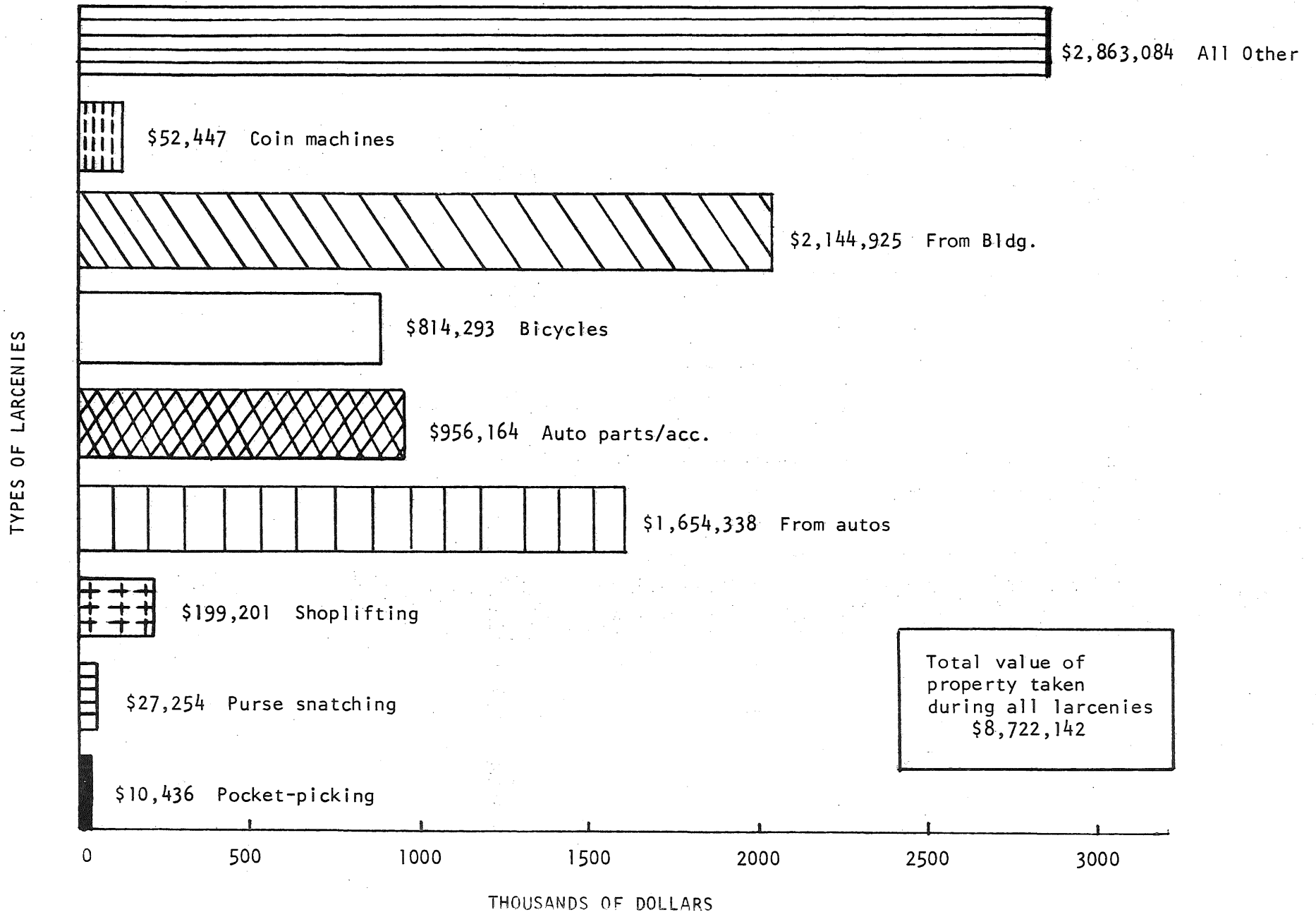


COMPARISON OF TYPES OF LARCENY OFFENSES FOR 1971 AND 1970

FIGURE 15

FIGURE 16

AMOUNT OF PROPERTY VALUE STOLEN BY TYPES OF LARCENIES IN MINNESOTA IN 1971



AUTO THEFT

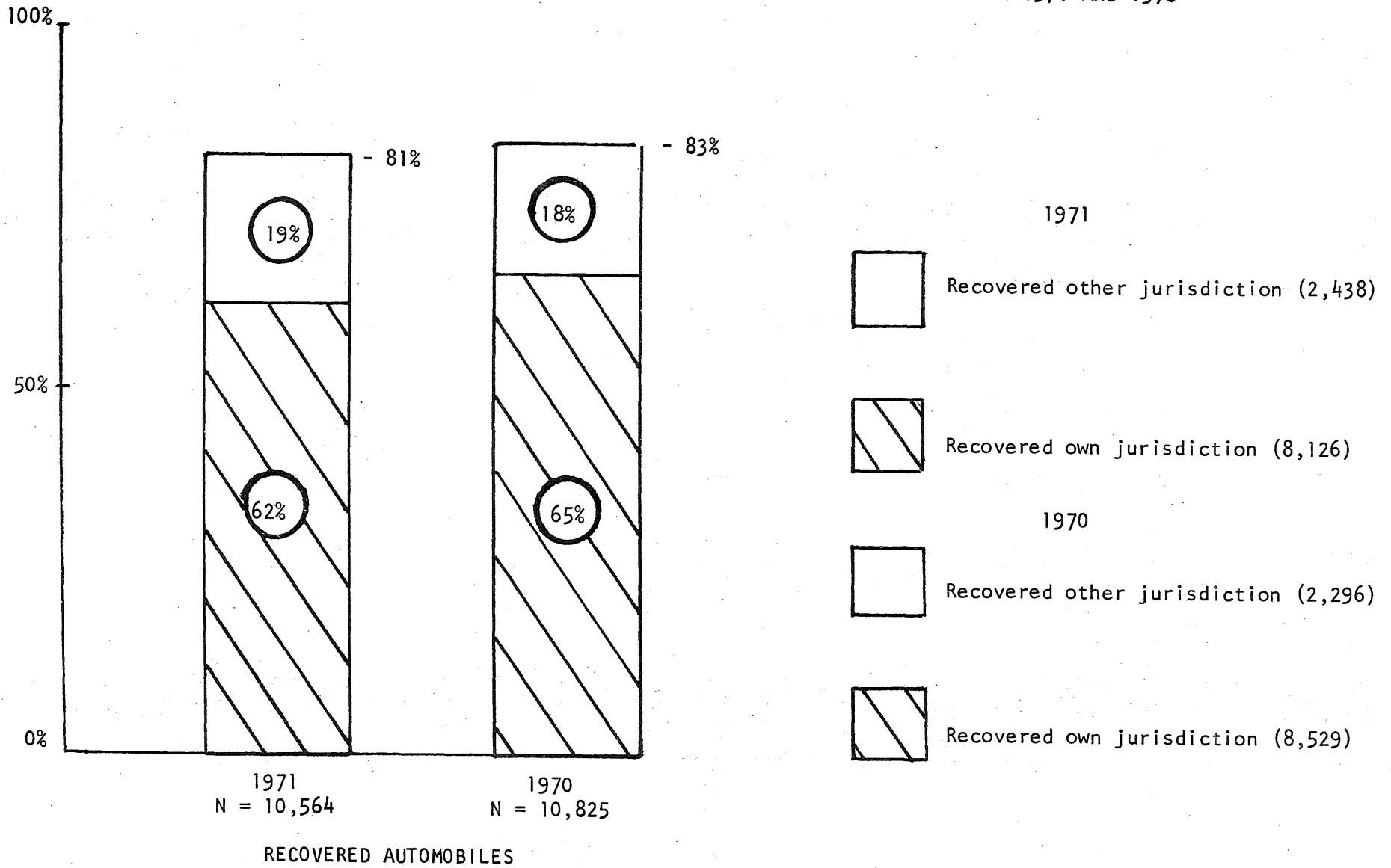
Auto theft is the larceny or attempted larceny of a motor vehicle. This includes all vehicles that can be registered as such: "joyriding" thefts are included under this category.

Summary - Analysis

- A total of 13,235 actual auto thefts occurred in Minnesota in 1971. Of that total 2295 were cleared by arrest indicating a clearance rate of 17 percent. In 1970, there were 13,171 auto thefts with 2,107 being cleared by arrest. The clearance rate for that year was 16 percent.
- Auto thefts in 1971 represented a crime rate of 350.0 per 100,000. In 1970, auto thefts represented a crime rate of 352.2 per 100,000.
- Of the 14,203 total auto thefts reported in 1971, 968 were unfounded in nature. Unfounded auto theft information for 1970 is unavailable.
- In 1971, auto thefts represented 16 percent of the total property crimes with 36 averaged each day. The figures for 1970 indicate that auto thefts were 17 percent of the property crimes with 36 averaged each day.

FIGURE 17

COMPARISON OF NUMBER OF RECOVERED AUTOMOBILES AND WHERE RECOVERED FOR 1971 AND 1970



PROPERTY CRIME INFORMATION FOR MINNESOTA
1970-1971

Total value figures for property stolen and recovered for robberies, burglaries, larcenies and auto thefts in Minnesota are indicated in the table below. (Table 1)

The total value of stolen property for 1971 exceeded that reported in 1970 by 5 percent while the total value of recovered property in 1971 was -4 percent under the total for 1970 (Table 2)

The category having the largest value of property taken for both years was miscellaneous. The lowest value of property stolen for both years belonged to the furs category. The highest percentage in value of recovered property categories belonged to automobile which showed 80% recovery in 1971 and 86% recovery in 1970.

TABLE I

TOTAL VALUE OF PROPERTY STOLEN AND RECOVERED IN MINNESOTA 1971 AND 1970

<u>Type</u>	1971		<u>Percent Recovered</u>
	<u>Stolen</u>	<u>Recovered</u>	
Currency	2,273,098	364,551	16%
Jewelry	945,430	74,782	8%
Furs	85,541	8,213	10%
Clothing	648,962	89,339	14%
Automobile	12,060,076	9,670,220	80%
Misc.	14,391,725	1,945,835	14%
Total	30,404,832	12,152,940	40%

<u>Type</u>	1970		<u>Percent Recovered</u>
	<u>Stolen</u>	<u>Recovered</u>	
Currency	2,559,090	254,066	10%
Jewelry	1,007,588	109,742	11%
Furs	201,311	13,650	7%
Clothing	634,703	108,577	17%
Automobile	12,498,336	10,732,566	86%
Misc.	11,923,871	1,393,837	12%
Total	28,824,899	12,612,438	44%

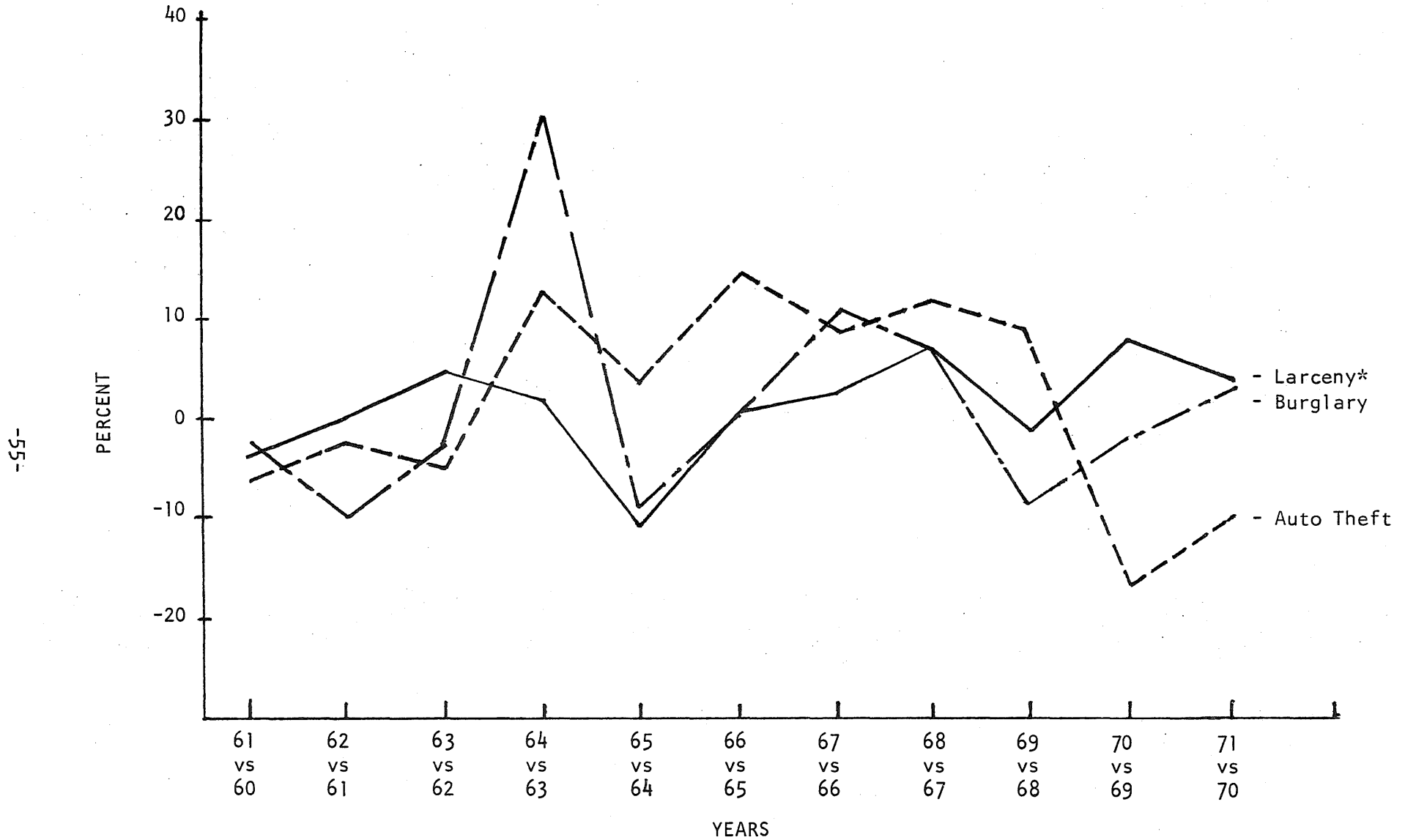
TABLE 2

1971 PERCENT CHANGE OF STOLEN PROPERTY AND RECOVERED PROPERTY FROM 1970

<u>Stolen Property</u>	<u>Percent Change</u>	<u>Recovered Property</u>	<u>Percent Change</u>
Currency	-11%	Currency	43%
Jewelry	- 6%	Jewelry	-31%
Furs	-58%	Furs	-39%
Clothing	2%	Clothing	-17%
Automobile	- 4%	Automobile	-10%
Misc.	21%	Misc.	40%
Total	5%	Total	- 4%

FIGURE 18

NUMBER OF CRIMES AGAINST THE PROPERTY IN MINNESOTA -
 PERCENT CHANGE & TRENDS FROM PREVIOUS YEAR 1961 - 1971



* Larceny offenses include %50 & over, \$5 - \$50, under \$5 in value.

MONTHLY VARIATIONS OF OFFENSES

Serious crime in Minnesota in 1971 occurred most frequently (14,004 offenses) in the month of July with the months of June and August also showing high numbers of offense. In 1970, serious crime also occurred most frequently (12,344 offenses) during the month of July with the months of June and August represented by large numbers of offenses. The month of January for both years registered the lowest amount of criminal activity (1971-7,851 offenses, 1970-7,685 offenses) of the entire year's totals. (Tables 3 and 4).

Of the total number of Part II offenses reported in Minnesota in 1971, the month recording the highest amount reported (10,397 offenses) was October. The month with the least amount of offenses reported (5,947) was February. The offense of vandalism registered 23,544 incidents for 1971 with an average of 1962 offenses occurring each month. (Table 5)

TABLE 3

OFFENSES OCCURRING EACH MONTH: 1971

Month	Total	Mur der	Neg. mansl.	Rape	Rob- bery	Aggr. asslt.	Burg- lary	Larceny		Auto Theft
								Over \$50	Under \$50	
Total	135,976	89	56	466	2,987	2,435	33,827	34,936	47,945	13,235
January	7,851	10	3	34	210	143	2,356	1,834	2,368	893
February	7,709	5	2	13	281	136	2,151	1,856	2,376	889
March	9,630	3	6	44	296	155	2,626	2,504	2,992	1,004
April	11,621	9	3	37	222	170	2,668	3,141	4,353	1,018
May	12,118	10	6	37	193	192	2,927	3,280	4,389	1,084
June	13,239	7	2	49	225	197	2,842	3,598	5,175	1,144
July	14,004	10	8	34	233	258	3,330	3,614	5,381	1,136
August	13,885	8	5	49	255	197	2,979	3,792	5,497	1,103
September	11,942	5	5	49	262	236	2,877	3,074	4,343	1,091
October	13,127	5	4	49	278	286	3,310	3,372	4,344	1,479
November	11,129	5	2	38	264	213	3,087	2,639	3,642	1,239
December	9,721	12	10	33	268	252	2,674	2,232	3,085	1,155

TABLE 4

OFFENSES OCCURRING EACH MONTH: 1970

	Total	Mur- der	Neg. mansl.	Rape	Rob- bery	Aggr. asslt.	Burg lary	Larceny		Auto Theft
								over \$50	under \$50	
Total	124,045	75	40	365	3,422	1,963	30,766	31,563	42,680	1,203
January	7,685	6	1	33	267	130	2,064	1,719	2,262	1,203
February	8,229	5	2	19	256	143	2,266	2,085	2,451	1,002
March	9,567	5	3	26	314	131	2,552	2,378	2,984	1,174
April	10,599	4	3	22	297	163	2,693	2,698	3,566	1,153
May	10,989	8	3	28	251	180	2,653	2,843	3,852	1,171
June	12,121	10	3	40	195	130	2,772	3,177	4,780	1,014
July	12,344	6	2	32	322	201	2,825	3,188	4,646	1,122
August	11,836	9	6	44	313	215	2,678	3,025	4,420	1,126
September	10,280	1	3	34	257	185	2,571	2,641	3,607	981
October	11,156	6	3	36	312	170	2,632	3,016	3,781	1,200
November	9,960	9	6	28	320	159	2,619	2,528	3,218	1,073
December	9,279	6	5	23	318	156	2,441	2,265	3,113	952

TABLE 5

PART II OFFENSES REPORTED EACH MONTH; 1971

Offense	Total	Jan.	Feb.	Mar.	Apr	May	Jun	Jul	Aug	Sept	Oct	Nov	Dec
Other assault	6,457	388	346	516	524	547	641	679	670	649	615	479	403
Arson	359	22	11	34	50	35	27	35	33	33	48	22	9
Forgery and counterf.	1,548	152	141	128	113	90	102	126	128	159	148	150	111
Fraud	4,452	389	438	452	338	397	367	305	405	326	299	387	349
Embezzlement	71	21	7	5	7	3	8	2	12	2	1	2	1
Stolen property	830	29	29	63	45	63	78	68	117	121	83	34	100
Vandalism	23,544	897	901	1,655	2,293	1,984	2,033	2,231	2,463	2,139	2,894	2,679	1,375
Weapons	651	19	14	31	62	67	55	47	52	78	126	61	39
Prostitution	72	-	1	3	2	21	-	-	-	20	9	11	5
Sex offenses	1,837	108	115	140	140	150	201	190	213	190	159	103	128
Narcotic drug laws	2,699	162	173	266	221	259	172	204	269	293	279	229	172
Gambling	42	1	-	4	-	1	8	7	8	6	4	2	1
Offenses ag. family	1,554	110	154	162	152	135	124	110	128	137	127	121	94
D.W.I. Driving while intx.	6,810	393	388	517	536	723	487	510	530	666	752	669	639
Liquor laws	7,944	484	425	709	806	797	783	733	701	679	791	547	489
Drunkenness (1)	6,057	572	499	636	645	1,266	512	210	309	402	255	173	578
Disorderly conduct	8,122	408	405	544	535	724	882	896	791	781	821	708	627
Vagrancy	479	21	17	36	20	36	33	54	34	27	164	22	15
All other offenses	227,902	1,777	1,883	2,117	2,255	2,256	2,793	2,757	2,843	2,468	2,822	2,060	1,871
Total	101,430	5,953	5,947	8,018	8,744	9,554	9,306	9,164	9,706	9,176	10,397	8,459	7,006

¹ Repealed July 1, 1971

MINNESOTA AND NATIONAL CRIME RATES

The 1971 Minnesota crime rate per 100,000 inhabitants was 2,326.8 compared with the national rate of 2,906.7 crimes. In 1970 Minnesota's crime rate represented 2,174.8 crimes while the national rate averaged 2,740.5 offenses per 100,000 inhabitants. In all instances, except one, Minnesota's crime rate is lower than that of the nation. The one exception involves the offense of larceny over \$50 for 1971 where the state's crime rate is 924.0 compared to the national rate of 909.2 offenses per 100,000.

TABLE 6

MINNESOTA AND NATIONAL CRIME RATES PER 100,000 INHABITANTS COMPARED BY OFFENSE
1971 and 1970

Offense	1971		1970	
	Minnesota Rate	National (3) Rate	Minnesota Rate	National (4) Rate
Murder	2.4	8.5	2.0	7.8
Rape	12.3	20.3	9.8	18.3
Robbery	78.8	187.1	91.2	171.5
Aggravated Assault	64.4	176.8	52.5	162.4
Violent Crimes	158.0	392.7	155.7	360.0
Burglary	894.7	1,148.3	822.8	1,067.7
Larceny over \$50	924.0	909.2	844.1	859.4
Auto Theft	350.0	456.5	352.2	453.5
Property Crimes	2,168.8	2,514.0	2,019.0	2,380.5
Totals	2,326.8	2,906.7	2,174.8	2,740.5

(3) "Crime in the United States" - Uniform Crime Reports - 1971 Annual FBI Washington, D.C. p.6.

(4) "Crime in the United States" - Uniform Crime Reports - 1970 Annual FBI Washington, D.C. p.6.

TABLE 7

1971

CRIME INDEX FOR POPULATION GROUPS

SHERIFFS' DEPARTMENTS

Population Groups	Total Index Crime	Percent Index Crimes Cleared	Mur der	Rape	Robb.	Agg. Aslt.	Burg.	\$50 & Over Lar	Auto Theft
Group I									
Over 100,000	NONE THAT APPLY								
Group II									
2 Agencies (50,000 - 100,000) Population = 118,605	1,290	18.9%	1	3	-	13	736	489	48
Rate per 100,000	1,087.6		0.8	2.5		10.9	620.5	412.3	40.5
Group III									
5 Agencies (25,000 - 50,000) Population = 150,198	1,669	18.7%	1	22	8	30	802	695	111
Rate per 100,000	1,111.1		0.6	14.6	5.3	19.9	533.9	462.7	73.9
Group IV									
52 Agencies (10,000 - 25,000) Population=796,696	7,551	16.2%	11	33	39	162	3489	3295	522
Rate per 100,000	949.0		1.3	4.1	4.8	20.3	437.9	413.5	65.5
Group V									
27 Agencies (under 10,000) Population=200,400	1,547	17.5%	3	5	5	34	808	636	56
Rate per 100,000	772.4		1.4	2.4	2.4	16.9	403.1	317.3	27.9
TOTAL									
86 Agencies Population=1,265,899	12,057	15.5%	16	63	52	239	5835	5115	737
Rate per 100,000	952.1		1.2	4.9	4.1	18.8	460.9	404.0	58.2

TABLE 8
1971

CRIME INDEX FOR POPULATION GROUPS

MUNICIPAL POLICE DEPARTMENTS

Population Groups	Total Index Crime	Percent Index Crimes Cleared	Murder	Rape	Robb.	Agg. Aslt	Burg.	\$50 & Over Lar.	Auto Theft
Group I									
2 Municipalities over 250,000 Population=744,228	38,280	15.3%	53	307	2538	1535	15958	9882	8007
Rate per 100,000	5147.3		7.1	41.2	341.0	206.2	2144.2	1327.8	1075.9
Group II									
1 Municipality (100,000-250,000) Population=100,578	2,765	12.3%	3	14	40	24	1090	1081	513
Rate per 100,000	2754.1		2.9	13.9	39.8	23.9	1083.7	1074.8	510.0
Group III									
2 Municipalities (50,000-100,000) Population=135,736	2,768	14.3%	1	3	31	45	659	1729	300
Rate per 100,000	2039.2		0.7	2.2	22.8	33.2	485.5	1273.8	221.0
Group IV									
17 Municipalities (25,000-50,000) Population=564,543	13,080	13.0%	7	26	148	169	3975	7173	1582
Rate per 100,000	2318.3		1.2	4.6	26.2	29.9	704.1	1270.6	280.2
Group V									
33 Municipalities (10,000-25,000) Population=500,078	10,997	12.9%	4	29	100	202	3842	5552	1268
Rate per 100,000	2199.6		0.7	5.7	19.9	40.3	768.2	1110.2	253.5
Group VI									
102 Municipalities under 10,000 Population=469,735	8,028	8.6%	5	24	78	221	2468	4404	828
Rate per 100,000	1708.8		1.0	5.1	16.6	47.0	525.4	937.5	176.2
TOTAL									
157 Agencies Population=2,514,898	75,918	13.4%	73	403	2935	2196	27992	29821	12498
Rate per 100,000	3018.5		2.9	16.0	116.7	87.3	1113.0	1185.7	496.9

MINNESOTA ARREST INFORMATION

MINNESOTA ARREST INFORMATION

Arrest information for Minnesota in 1971 is presented with a state total involving age, sex and race factors along with an urban-rural comparison. Data has also been tabulated for the specific kinds of narcotic arrest and the individuals so concerned.

Detailed information on the arrests of individuals in Minnesota for 1970 is incomplete, and therefore, a two year comparison will not be attempted.

There are significant facts to remember when arrest data is evaluated. One arrest situation is counted for each time an individual is arrested whether it be several times a year for one type of offense or for different offenses.

As stated previously, an arrest situation constitutes a form of detention for uniform crime reporting purposes. Because police arrest activities often vary, especially with relation to juveniles, the reporting agencies are instructed to count one arrest each time a person is taken into custody for committing a specific crime. The FBI's instructions state that,

"A Juvenile is counted as a person arrested when he commits an offense and the circumstances are such that if the offender were an adult an arrest would be made." (5)

- (5) "Crime in the United States" - Uniform Crime Reports - 1971 Annual FBI, Washington D.C. p.6.

MINNESOTA'S TOTAL ARREST BY AGE - 1971

PART 1 OFFENSES

TABLE 9

OFFENSES & SEX		10 & Under	11- 12	13- 14	15	16	17	17 & under (juveniles)	18	19	20	21
Murder	T	-	-	2	1	3	3	9	1	1	2	1
	M	-	-	2	1	3	3	9	1	1	1	1
	F	-	-	-	-	-	-	-	-	-	1	-
Negligent Manslaughter	T	-	-	-	-	-	2	2	-	-	-	-
	M	-	-	-	-	-	-	-	-	-	-	-
	F	-	-	-	-	-	2	2	-	-	-	-
Forcible Rape	T	-	-	1	3	18	12	34	10	9	5	9
	M	-	-	1	3	17	12	33	10	9	5	9
	F	-	-	-	-	1	-	1	-	-	-	-
Robbery	T	18	35	120	60	95	98	426	70	48	38	33
	M	15	32	91	54	88	88	368	68	44	37	30
	F	3	3	29	6	7	10	58	2	4	1	3
Aggravated Assault	T	3	14	59	42	47	64	229	39	33	36	34
	M	3	12	51	39	45	64	214	39	31	32	34
	F	-	2	8	3	2	-	15	-	2	4	-
Burglary	T	171	329	757	445	536	439	2677	302	205	175	124
	M	159	309	722	427	517	429	2563	292	196	168	122
	F	12	20	35	18	19	10	114	10	9	7	2
Larceny	T	715	1373	3226	1796	1809	1541	10,460	1099	674	583	377
	M	590	927	2049	1217	1285	1114	7182	763	451	385	249
	F	125	446	1177	579	524	427	3278	336	223	198	128
Auto Theft	T	11	102	563	543	476	305	2000	110	67	49	46
	M	11	95	515	496	447	284	1848	106	64	44	44
	F	-	7	48	47	29	21	152	4	3	5	2
Total Part 1	T	918	1853	4728	2890	2984	2464	15,837	1631	1037	888	624
	M	778	1375	3431	2237	2402	1994	12,217	1279	796	672	489
	F	140	478	1297	653	582	470	3620	352	241	216	135

T = Total
M = Male
F = Female

MINNESOTA'S TOTAL ARREST BY AGE - 1971

PART 1 OFFENSES

TABLE 9

OFFENSES & SEX		22	23	24	25- 29	30- 34	35- 39	40- 44	45- 49	50- 54	55- 59	60- 64	65 & Over	18 & Over (Adult)	Total for State
Murder	T	-	1	2	10	7	6	3	6	1	6	2	-	49	58
	M	-	1	2	10	6	5	3	5	1	5	2	-	44	53
	F	-	-	-	-	1	1	-	1	-	1	-	-	5	5
Negligent Manslaughter	T	1	-	1	3	2	1	1	2	1	1	-	-	13	15
	M	1	-	1	3	2	1	1	2	1	1	-	-	13	13
	F	-	-	-	-	-	-	-	-	-	-	-	-	-	2
Forcible Rape	T	5	6	10	17	9	7	1	3	-	-	-	-	91	125
	M	5	6	10	17	9	7	1	3	-	-	-	-	91	124
	F	-	-	-	-	-	-	-	-	-	-	-	-	-	1
Robbery	T	41	32	30	48	36	22	12	7	3	2	1	-	423	849
	M	37	30	28	44	35	22	12	7	3	1	1	-	399	767
	F	4	2	2	4	1	-	-	-	-	1	-	-	24	82
Aggravated Assault	T	44	31	32	98	54	41	21	32	18	10	2	9	534	763
	M	43	27	31	91	48	38	20	31	16	9	2	9	501	715
	F	1	4	1	7	6	3	1	1	2	1	-	-	33	48
Burglary	T	95	74	75	160	59	36	32	23	9	7	1	2	1379	4059
	M	94	71	71	156	55	35	32	21	9	7	1	2	1332	3895
	F	1	3	4	4	4	1	-	2	-	-	-	-	47	161
Larceny	T	356	295	258	661	443	318	289	239	208	172	136	124	6232	16692
	M	222	193	159	430	283	197	187	146	134	109	81	84	4073	11255
	F	134	102	99	231	160	121	102	93	74	63	55	40	2159	5437
Auto Theft	T	29	21	19	41	28	7	6	4	4	5	-	1	437	2437
	M	29	19	19	41	27	7	6	4	4	5	-	1	420	2268
	F	-	2	-	-	1	-	-	-	-	-	-	-	17	169
Total Part 1	T	571	460	427	1038	638	438	365	316	244	203	142	136	9158	24995
	M	431	347	321	792	465	312	262	219	168	137	87	96	6873	19090
	F	140	113	106	246	173	126	103	97	76	66	55	40	2285	5905

T = Total
M = Male
F = Female

MINNESOTA'S TOTAL ARREST BY AGE - 1971

PART 11 OFFENSES

TABLE 9

OFFENSES & SEX		10 & Under	11-12	13-14	15	16	17	17 & Under (Juv.)	18	19	20	21
Other Assault	T	60	103	319	136	188	188	994	157	155	128	171
	M	49	72	225	110	171	162	789	144	144	118	161
	F	11	31	94	26	17	26	205	13	11	10	10
Arson	T	32	41	40	24	15	6	158	4	-	1	5
	M	32	36	29	21	13	6	137	4	-	1	5
	F	-	5	11	3	2	-	21	-	-	-	-
Forgery-Counterfeit	T	1	4	38	25	42	48	158	48	52	39	44
	M	1	4	27	14	29	31	106	30	39	27	27
	F	-	-	11	11	13	17	52	18	13	12	17
Fraud	T	1	1	7	6	9	28	52	32	33	84	99
	M	1	1	7	3	6	18	36	27	21	64	73
	F	-	-	-	3	3	10	16	5	12	20	26
Embezzlement	T	-	-	1	-	-	1	2	1	-	1	-
	M	-	-	-	-	-	1	1	-	-	1	-
	F	-	-	1	-	-	-	1	1	-	-	-
Stolen Prop. Buy, Rec, Poss.	T	2	17	81	68	89	85	342	71	80	51	28
	M	2	15	75	57	85	78	312	67	77	48	23
	F	-	2	6	11	4	7	30	4	3	3	5
Vandalism	T	365	492	804	403	335	260	2659	94	80	45	41
	M	343	456	731	373	306	249	2458	89	78	42	38
	F	22	36	73	30	29	11	201	5	2	3	3
Weapons	T	9	12	64	28	28	42	183	35	20	32	35
	M	8	11	64	25	27	41	176	35	20	31	33
	F	1	1	-	3	1	1	7	-	-	1	2
Prostitution	T	-	-	1	-	-	2	3	21	15	18	22
	M	-	-	-	-	-	-	-	-	1	-	-
	F	-	-	1	-	-	2	3	21	14	18	22
Other Sex Offenses	T	10	12	39	46	35	49	191	32	15	23	20
	M	5	9	31	41	29	43	158	32	14	23	18
	F	5	3	8	5	6	6	33	-	1	-	2
Narcotics	T	2	17	179	232	338	355	1123	410	403	316	239
	M	2	12	118	188	279	299	898	353	355	273	209
	F	-	5	61	44	59	56	225	57	48	43	30
Gambling	T	-	-	-	1	-	-	1	-	3	4	1
	M	-	-	-	1	-	-	1	-	1	-	1
	F	-	-	-	-	-	-	-	-	2	4	-

T = Total M = Male F = Female

MINNESOTA'S TOTAL ARREST BY AGE - 1971

PART II OFFENSES

TABLE 9

OFFENSES & SEX		22	23	24	25- 29	30- 34	35- 39	40- 44	45- 49	50- 54	55- 59	60- 64	65 & Over	18 & Over (Adult)	Total for State
Other Assault	T	149	152	146	528	368	293	212	154	88	63	32	26	2822	3816
	M	137	143	137	492	345	276	194	145	82	57	32	26	2633	3422
	F	12	9	9	36	23	17	18	9	6	6	-	-	189	394
Arson	T	1	-	1	4	-	3	2	3	1	-	-	-	25	183
	M	1	-	1	4	-	3	2	3	1	-	-	-	25	162
	F	-	-	-	-	-	-	-	-	-	-	-	-	-	21
Forgery-Counterfeit	T	35	55	23	88	59	37	21	18	7	9	-	2	537	695
	M	20	36	15	57	45	31	13	14	6	7	-	2	369	475
	F	15	19	8	31	14	6	8	4	1	2	-	-	168	220
Fraud	T	87	75	72	323	257	199	157	101	70	31	15	11	1646	1698
	M	63	51	48	221	183	143	121	87	59	24	12	8	1205	1241
	F	24	24	24	102	74	56	36	14	11	7	3	3	441	457
Entrapment	T	2	1	-	-	-	1	-	-	-	-	-	-	6	8
	M	2	1	-	-	-	1	-	-	-	-	-	-	5	6
	F	-	-	-	-	-	-	-	-	-	-	-	-	1	2
Stolen Prop. Buy, Rec. Poss.	T	17	18	22	55	33	16	19	8	5	1	1	4	429	771
	M	17	17	20	53	29	15	19	8	4	1	1	3	647	714
	F	-	1	2	2	4	1	-	-	1	-	-	1	27	57
Vandalism	T	34	13	11	45	32	18	11	10	5	1	1	-	441	3100
	M	33	13	10	43	30	15	9	9	5	1	1	-	416	2874
	F	1	-	1	2	2	3	2	1	-	-	-	-	25	226
Weapons	T	28	25	23	80	49	26	25	16	10	5	3	3	415	598
	M	27	23	22	76	47	26	25	14	10	4	3	3	399	575
	F	1	2	1	4	2	-	-	2	-	1	-	-	16	23
Prostitution	T	15	22	9	30	11	10	6	5	2	2	1	-	189	192
	M	-	-	-	1	1	4	1	2	1	2	1	-	14	14
	F	15	22	9	29	10	6	5	3	1	-	-	-	175	178
Other Sex Offenses	T	21	15	26	56	53	32	26	15	17	7	3	6	367	558
	M	19	15	23	54	52	29	25	15	17	7	3	6	352	510
	F	2	-	3	2	1	3	1	-	-	-	-	-	15	48
Narcotics	T	177	132	105	145	35	24	13	4	4	2	-	-	2009	3132
	M	151	116	97	120	32	19	7	4	2	2	-	-	1740	2638
	F	26	16	8	25	3	5	6	-	2	-	-	-	269	494
Gambling	T	5	8	1	6	3	9	1	7	3	2	-	-	53	54
	M	3	7	1	4	3	9	1	7	3	2	-	-	42	43
	F	2	1	-	2	-	-	-	-	-	-	-	-	11	11

T = Total M = Male F = Female

MINNESOTA'S TOTAL ARREST BY AGE - 1971

PART II OFFENSES

TABLE 9

OFFENSES & SEX		10 & under	11- 12	13- 14	15	16	17	17 & Under (Juv.)	18	19	20	21
Family/ Children	T	13	3	15	9	9	11	60	7	10	16	19
	M	8	2	7	5	6	8	36	6	10	16	18
	F	5	1	8	4	3	3	24	1	-	-	1
Driving Under Influence	T	-	-	-	4	9	61	74	185	225	263	322
	M	-	-	-	4	9	59	72	179	212	255	310
	F	-	-	-	-	-	2	2	6	13	8	12
Liquor Laws	T	3	40	374	636	1279	1749	4081	1974	1614	1026	211
	M	2	31	254	480	1023	1497	3287	1799	1493	948	203
	F	1	9	120	156	256	252	794	175	121	78	8
Drunkenness*	T	1	6	78	114	188	206	593	138	113	104	187
	M	1	3	43	76	140	184	447	126	105	95	169
	F	-	3	35	38	48	22	146	12	8	9	18
Disorderly	T	62	118	393	298	405	433	1709	398	371	325	347
	M	59	106	316	248	340	386	1455	368	332	290	304
	F	3	12	77	50	65	47	254	30	39	35	43
Vagrancy	T	-	1	3	2	11	10	27	19	24	13	11
	M	-	1	3	2	9	10	25	18	23	13	11
	F	-	-	-	-	2	-	2	1	1	-	-
Other Exc. Traff.	T	99	242	882	593	666	636	3118	521	478	454	341
	M	85	202	703	483	554	538	2565	482	431	420	313
	F	14	40	179	110	112	98	553	39	47	34	28
Part II Totals	T	660	1109	3318	2625	3646	4170	15528	4147	3691	2943	2143
	M	598	961	2633	2131	3026	3610	12959	3759	3356	2665	1916
	F	62	148	685	494	620	560	2569	388	335	278	227
Suspicion	T	3	23	84	59	82	70	321	173	126	120	99
	M	3	17	66	51	75	59	271	132	96	98	84
	F	-	6	18	8	7	11	50	41	30	22	15
Curfew Loiter	T	38	120	666	559	684	424	2491				
	M	33	82	484	427	561	341	1928				
	F	5	38	182	132	123	83	563				
Runaways	T	47	211	1294	1036	994	519	4101				
	M	44	126	504	392	427	227	1720				
	F	3	85	790	644	567	292	2381				
Grand Total for State	T	1666	3316	10090	7169	8390	7647	38278	5951	4854	3951	2866
	M	1456	2561	7118	5238	6491	6231	29095	5170	4248	3435	2116
	F	210	755	2972	1931	1899	1416	9183	781	606	516	317

T = Total
M = Male
F = Female

*Repealed July 1, 1971

+Based on Information received

MINNESOTA'S TOTAL ARREST BY AGE - 1971

PART II OFFENSES

TABLE 9

OFFENSES & SEX		22	23	24	25- 29	30- 34	35- 39	40- 44	45- 49	50- 54	55- 59	60- 64	65 & Over	18 & over (adu)	Total for State
Family/ Children	T	15	25	32	110	83	58	35	30	19	9	1	-	469	529
	M	14	25	31	107	82	54	35	29	19	9	1	-	456	492
	F	1	-	1	3	1	4	-	1	-	-	-	-	13	37
Driving Under Influence	T	351	344	324	1173	893	748	878	788	643	428	274	203	8042	8116
	M	336	324	311	1103	883	700	817	723	595	412	261	196	7567	7639
	F	15	20	13	70	60	48	61	65	48	16	13	7	475	477
Liquor Laws	T	153	116	85	185	112	75	93	49	56	43	18	28	5838	9919
	M	146	107	80	174	104	68	89	46	54	41	15	25	5392	8679
	F	7	9	5	11	8	7	4	3	2	2	3	3	446	1240
Drunkenness*	T	136	145	162	636	564	652	820	895	819	644	343	406	6764	7357
	M	121	134	141	578	518	601	750	836	774	616	338	392	6294	6741
	F	15	11	21	58	46	51	70	59	45	28	5	14	470	616
Disorderly	T	327	299	273	670	440	336	285	220	176	117	64	62	4710	6419
	M	297	274	245	598	377	291	250	185	163	113	59	57	4203	5658
	F	30	25	28	72	63	45	35	35	13	4	5	5	507	761
Vagrancy	T	16	11	11	21	17	19	13	19	17	12	20	14	257	284
	M	13	9	11	20	17	18	13	19	17	11	20	14	247	272
	F	3	2	-	1	-	1	-	-	-	1	-	-	10	12
Other Exc. Traff.	T	307	271	240	772	508	392	326	258	190	103	70	66	5297	8415
	M	285	245	205	679	446	346	290	231	167	97	69	62	4768	7333
	F	22	26	35	93	62	46	36	27	23	6	1	4	529	1082
Part II Totals	T	1876	1727	1566	4927	3517	2948	2943	2600	2132	1479	846	831	40316	55844
	M	1685	1540	1398	4384	3144	2649	2661	2377	1979	1406	816	794	36529	49488
	F	191	187	168	543	373	299	282	223	153	73	30	37	3787	6356
Suspicion	T	53	61	56	147	73	43	32	18	9	8	3	1	1022	1343
	M	50	54	42	127	64	40	23	16	8	8	3	1	846	1117
	F	3	7	14	20	9	3	9	2	1	-	-	-	176	226
Curfew Loiter	T														2491
	M														1928
	F														563
Runaways	T														4101
	M														1720
	F														2381
Grand Total For State	T	2500	2248	2049	6112	4228	3429	3340	2934	2385	1690	991	968	50496	88774+
	M	2166	1941	1761	5303	3673	3001	2946	2612	2155	1551	906	891	44248	73343
	F	334	307	288	809	555	428	394	322	230	139	85	77	6248	15431

T = Total
M = Male
F = Female

AGE AND RACE FOR INDIVIDUALS
ARRESTED FOR OFFENSES IN 1971
TABLE 10

No. of Arrests by Race	Under 18						Over 18						Grand Total
	White	Negro	Indian	Chi- nese	Japa- nese	Other	White	Negro	Indian	Chi- nese	Japa- nese	Other	
Murder	7	1	1	-	-	-	35	13	2	-	-	-	59
Neg. Manslter.	2	-	-	-	-	-	13	1	-	-	-	-	16
Rape	22	6	6	-	-	-	70	19	2	-	-	-	125
Robbery	178	181	67	-	-	-	233	129	58	-	-	4	850
Assault	182	37	10	-	-	-	393	99	26	2	-	13	762
Burglary	2338	202	134	-	1	2	1208	88	72	1	-	10	4056
Larceny	9576	632	234	1	-	17	5589	445	149	-	3	46	16692
Auto Theft	1592	259	147	-	1	1	385	21	29	-	-	4	2439
Part I Total	13897	1318	599	1	2	20	7926	815	338	3	3	77	24999
Other Assault	691	220	80	-	-	3	2196	345	244	1	-	35	3815
Arson	149	10	-	-	-	-	22	3	-	-	-	-	184
Forgery/Counter.	137	12	9	-	-	-	467	56	14	-	-	-	695
Fraud	50	2	-	-	-	-	1568	50	21	-	-	7	1698
Embezzlement	2	-	-	-	-	-	6	-	-	-	-	-	8
Stolen Prop.	310	24	8	-	-	-	393	22	11	-	-	3	771
Vandalism	2553	53	53	-	-	-	409	14	15	-	-	3	3100
Weapons	153	23	7	-	-	-	240	149	16	-	-	10	598
Prostitution	1	1	1	-	-	-	92	93	3	-	-	1	192
Other Sex Off.	163	23	3	-	-	-	323	31	11	-	-	2	556
Narcotic	1086	8	28	-	1	-	1895	74	20	-	-	10	3122
Gambling	1	-	-	-	-	-	37	16	1	-	-	-	55
Family/Children	60	-	-	-	-	-	419	23	23	-	-	4	529
Driving under Infl.	70	-	4	-	-	-	7659	119	242	-	-	21	8115
Liquor Laws	4013	3	62	1	-	2	5595	84	152	1	-	6	9919
Drunkenness*	471	15	107	-	-	-	4959	196	1564	-	-	45	7357
Disorderly	1554	96	58	-	-	2	3899	298	492	-	-	22	6421
Vagrancy	27	-	-	-	-	-	235	4	14	-	-	1	281
Other ex. traffic	2850	138	122	-	1	8	4664	294	307	-	1	30	8415
Part II Total	14341	628	542	1	2	15	35078	1871	3150	2	1	200	55831
Suspicion	313	1	7	-	-	-	771	149	90	-	-	12	1343
Curfew/Loiter	2376	51	62	1	-	1	-	-	-	-	-	-	2491
Runaways	3734	111	220	-	1	21	-	-	-	-	-	-	4087
Grand Total	34661	2109	1430	3	5	57	43775	2835	3578	5	4	289	88751 ⁺

* Repealed July 1, 1971

+ Total count less 23 arrests where race indicators were not available.

-72-

URBAN-RURAL COMPARISON OF OFFENSES,
SEX, AND PERCENT OF TOTAL ARRESTS IN 1971
TABLE 11

		Urban	Percent of Total	Rural	Percent of Total	Total
Murder	T	47	81.0	11	19.0	58
	M	43	81.1	10	18.9	53
	F	4	80.0	1	20.0	5
Neg. Manslaughter	T	13	86.7	2	13.3	15
	M	11	84.6	2	15.4	13
	F	2	100.0	-	-	2
Rape	T	89	71.2	36	28.8	125
	M	88	71.0	36	29.0	124
	F	1	100.0	-	-	1
Robbery	T	815	96.0	34	4.0	849
	M	734	95.7	33	4.3	767
	F	81	98.8	1	1.2	82
Assault	T	592	77.6	171	22.4	763
	M	550	76.9	165	23.1	715
	F	42	87.5	6	12.5	48
Burglary	T	3235	79.8	821	20.2	4056
	M	3104	79.7	791	20.3	3895
	F	131	81.4	30	18.6	161
Larceny	T	15592	93.4	1100	6.6	16692
	M	10198	90.6	1057	9.4	11255
	F	5394	99.2	43	0.8	5437
Auto Theft	T	2106	86.4	331	13.6	2437
	M	1969	86.8	299	13.2	2268
	F	137	81.1	32	18.9	169
Part I Totals	T	22489	90.0	2506	10.0	24995
	M	16697	87.5	2393	12.5	19090
	F	5792	98.1	113	1.9	5905
Other Assault	T	3409	89.3	407	10.7	3816
	M	3031	88.6	391	11.4	3422
	F	378	95.9	16	4.1	394
Arson	T	157	85.8	26	14.2	183
	M	139	85.8	23	14.2	162
	F	18	85.7	3	14.3	21

T = Total
M = Male
F = Female

URBAN-RURAL COMPARISON OF OFFENSES,
SEX, AND PERCENT OF TOTAL ARRESTS IN 1971

TABLE 11

		Urban	Percent of Total	Rural	Percent of Total	Total
Forgery Counterfeit	T	558	80.3	137	19.7	695
	M	354	74.5	121	25.5	475
	F	204	92.7	16	7.3	220
Fraud	T	1042	61.4	656	38.6	1698
	M	714	57.5	527	42.5	1241
	F	328	71.8	129	28.2	457
Embezzlement	T	6	75.0	2	25.0	8
	M	4	66.7	2	33.3	6
	F	2	100.0	-	-	2
Stolen Property	T	633	82.1	138	17.9	771
	M	582	81.5	132	18.5	714
	F	51	89.5	6	10.5	57
Vandalism	T	2593	83.6	507	16.4	3100
	M	2388	83.1	486	16.9	2874
	F	205	90.7	21	9.3	226
Weapons	T	580	97.0	18	3.0	598
	M	557	97.0	18	3.0	575
	F	23	100.0	-	-	23
Prostitution	T	191	99.4	1	0.6	192
	M	14	100.0	-	-	14
	F	177	99.4	1	0.6	178
Other Sex	T	471	84.4	87	15.6	558
	M	438	85.9	72	14.1	510
	F	33	68.8	15	31.2	48
Narcotic	T	2651	84.6	481	15.4	3132
	M	2235	84.7	403	15.3	2638
	F	416	84.2	78	15.8	494
Gambling	T	45	83.3	9	16.7	54
	M	34	79.1	9	20.9	43
	F	11	100.0	-	-	11
Family/ Children	T	220	41.6	309	58.4	529
	M	200	40.6	292	59.4	492
	F	20	54.0	17	46.0	37

T = Total
M = Male
F = Female

URBAN-RURAL COMPARISON OF OFFENSES,
SEX, AND PERCENT OF TOTAL ARRESTS IN 1971
TABLE 11

Driving under Influence	T	6524	80.4	1592	19.6	8116
	M	6086	79.7	1553	20.3	7639
	F	438	91.8	39	8.2	477
Liquor Laws	T	7662	77.2	2257	22.8	9919
	M	6679	77.0	2000	23.0	8679
	F	983	79.3	257	20.7	1240
Drunkenness*	T	6719	91.3	638	8.7	7357
	M	6134	91.0	607	9.0	6741
	F	585	95.0	31	5.0	616
Disorderly	T	5621	87.6	798	12.4	6419
	M	4930	87.1	728	12.9	5658
	F	691	90.8	70	9.2	761
Vagrancy	T	232	81.7	52	18.3	284
	M	222	81.6	50	18.4	272
	F	10	83.3	2	16.7	12
Other Ex. Traffic	T	6336	75.3	2079	24.7	8415
	M	5458	74.4	1875	25.6	7333
	F	878	81.1	204	18.9	1082
Part II Totals	T	45650	81.7	10194	18.3	55844
	M	40199	81.2	9289	18.8	49488
	F	5451	85.8	905	14.2	6356
Suspicion	T	1256	93.5	87	6.5	1343
	M	1041	93.2	76	6.8	1117
	F	215	95.1	11	4.9	226
Curfew	T	2348	94.2	143	5.8	2491
	M	1800	93.4	128	6.6	1928
	F	548	97.3	15	2.7	563
Runaways	T	2965	72.3	1136	27.7	4101
	M	1200	69.8	520	30.2	1720
	F	1765	74.1	616	25.9	2381
Grand Total	T	74708	84.2	14066	15.8	88774
	M	60937	83.1	12406	16.9	73343
	F	13771	89.2	1660	10.8	15431

* Repealed July 1, 1971

T = Total
M = Male
F = Female

NARCOTIC ARRESTS IN MINNESOTA

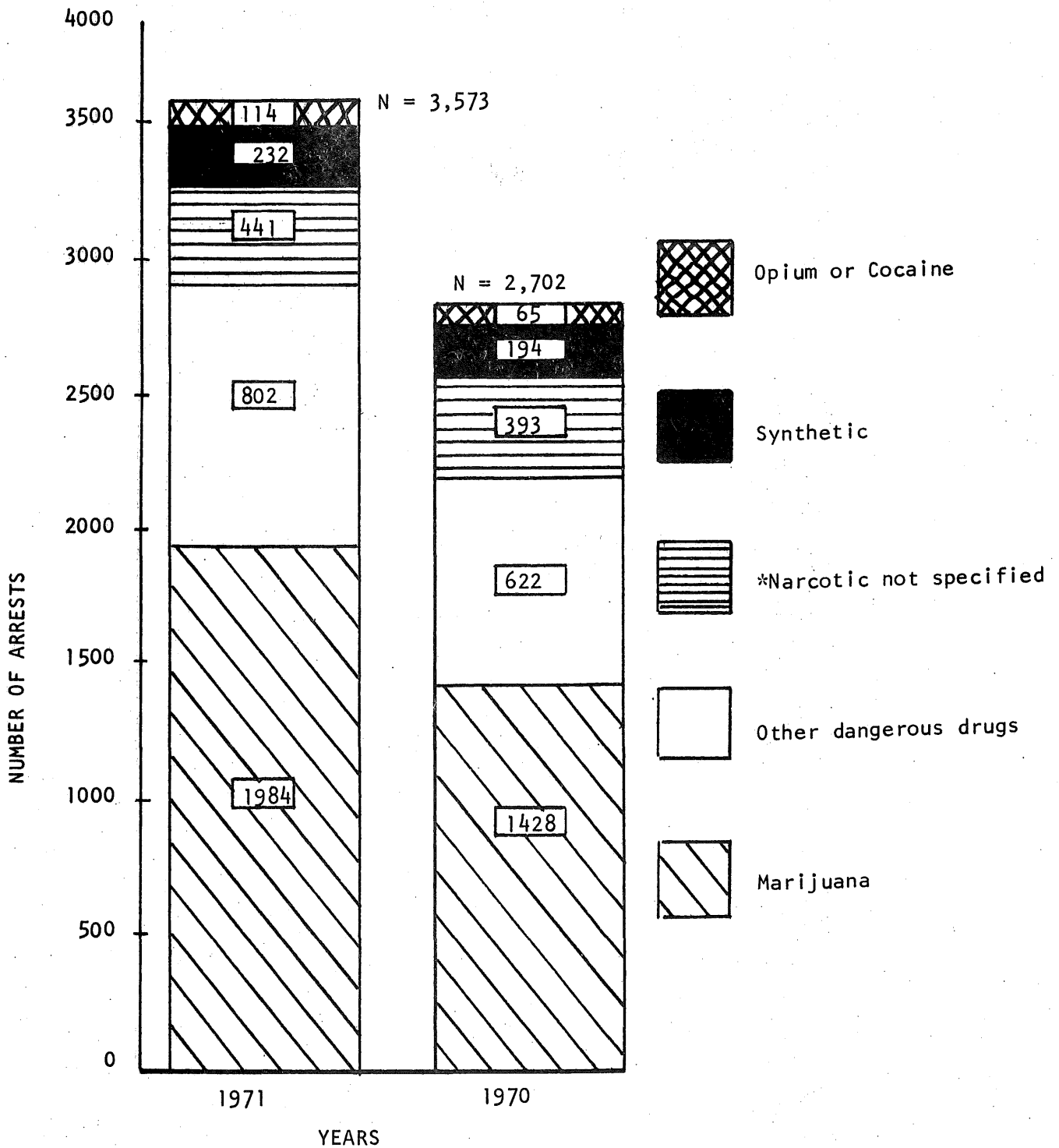
The 3,573 narcotics arrests in Minnesota during 1971 record an increase of 32.2 percent over the 2,702 arrests recorded in 1970.

The 2,702 narcotics arrests in Minnesota during 1970 record an increase of 125.9 percent over the 1,196 arrests recorded in 1969. Comparison of the narcotic violations for 1971-1970 are shown in the following Figure 19.

The narcotic arrests in 1971 are for 2,935 male and 638 female subjects and involve persons with the following ethnic origin: 3,254 Caucasian, 91 Negro, 215 Indian, and 13 other races. Persons of younger age groups comprise the greatest portion of the arrests with those seventeen years and under (1,567) representing 43.9 percent of all arrests and those under twenty-one years (2,696) 75.5 percent (Table 12).

The narcotics arrests in 1970 are for 2,288 male and 414 female subjects and involve persons with the following ethnic origin: 2,459 Caucasian, 115 Negro, 122 Indian, and six other. Persons of younger age groups comprise the greatest portion of the arrests with those seventeen years and under (1,241) representing 45.9 percent of all arrests and those under twenty-one years (2,093) 77.4 percent (Table 13).

FIGURE 19
 COMPARISON OF NARCOTIC VIOLATION ARRESTS
 IN MINNESOTA FOR 1971 AND 1970



* Minneapolis juvenile narcotic arrests not specified as to type and not counted on total narcotic arrests for 1971.

NUMBER OF NARCOTIC ARRESTS IN 1971 BY AGE GROUPS

TABLE 12

Age	Total	Opium or Cocaine etc.	Mari- juana	Synthetic narcotics (manuf.)	Other	Narcotic not Specified
Total	3573	114	1984	232	802	441**
10 & under	14	-	-	-	2	12
11 - 12	41	-	3	1	13	24
13 - 14	285	-	67	32	80	106
15	333	-	141	23	68	101
16	434	3	249	32	56	94
17	460	16	225	27	88	104
18	412	14	268	23	107	-
19	405	19	279	32	75	-
20	312	11	204	8	89	-
21	241	10	174	9	48	-
22	174	10	115	16	33	-
23	131	6	78	6	41	-
24	106	3	70	7	26	-
25 - 29	143	10	78	11	44	-
30 - 34	35	2	18	1	14	-
35 - 39	24	6	6	2	10	-
40 - 44	13	2	6	2	3	-
45 - 49	4	2	-	-	2	-
50 - 54	4	-	1	-	3	-
55 - 59	2	-	2	-	-	-

TABLE 13

NUMBER OF NARCOTIC ARRESTS IN 1970 BY AGE GROUPS

Age	Total	Opium or Cocaine ect.	Mari- juana	Synthetic narcotics (manuf.)	Other	Narcotic not specified**
Total	2702	65	1428	194	622	393**
10 & under	16	-	1	1	5	9
11 - 12	49	-	2	4	13	30
13 - 14	216	1	47	20	62	86
15	233	-	94	10	50	79
16	331	-	161	15	56	99
17	396	1	222	10	73	90
18	324	4	231	21	68	-
19	303	10	201	23	69	-
20	225	7	138	19	61	-
21	151	11	87	12	41	-
22	132	7	80	9	36	-
23	86	5	61	9	11	-
24	44	1	11	7	25	-
25 - 29	115	9	69	14	23	-
30 - 34	34	3	13	5	13	-
35 - 39	25	3	5	9	8	-
40 - 44	18	2	5	5	6	-
45 - 49	3	-	-	1	2	-
50 - 54	1	1	-	-	-	-

** Minneapolis juvenile narcotic arrests not specified as to type.

GEOGRAPHY AND POPULATION

LAW ENFORCEMENT AGENCIES CONTRIBUTING

To assure an accurate interpretation of the data presented in this report, the exact number of law enforcement agencies submitting information must be noted. To begin, reports are collected for urban places (cities and towns) and rural areas according to the definitions of Uniform Crime Reporting. The police departments report information for cities of 2,500 inhabitants and over, while the sheriff's departments collect information for the rural areas (also included are those cities of under 2,500 population).

The Bureau requests that information from all reporting agencies be submitted regularly. Minnesota's high rate of agency participation indicates an ever-increasing amount of information being returned for analysis. The 98.9 percent contribution figure for 1971 and the 95.9 percent contribution figure for 1970 are evidence of the high degree of those agencies submitting information representative of the state's crime picture. (Tables 14 and 15).

TABLE 14

1971 TOTAL NUMBER OF CONTRIBUTORS

Population Groups	1971 Total No. of cities & counties	No. of police or sheriff's filing		Total population represented		
		No.	Percent	Population	Number	Percent
Total	246	243	98.8	3,805,069	3,780,797	99.4
Urban Total	159	157	98.7	2,523,067	2,514,898	99.7
Cities 250,000 or over	2	2	100.0	744,228	744,228	100.0
Cities 100,000 to 250,000	1	1	100.0	100,578	100,578	100.0
Cities 50,000 to 100,000	2	2	100.0	135,736	135,736	100.0
Cities 25,000 to 50,000	17	17	100.0	564,543	564,543	100.0
Cities 10,000 to 25,000	33	33	100.0	500,078	500,078	100.0
Cities 2,500 to 10,000	104	102 (+)	98.1	477,904	469,735	98.3
Rural Total	87	86	98.9	1,282,002	1,265,899	98.7
Counties 50,000 to 100,000	2	2	100.0	118,605	118,605	100.0
Counties 25,000 to 50,000	5	5	100.0	150,198	150,198	100.0
Counties 10,000 to 25,000	53	52 (*)	98.1	812,799	796,696	98.0
Counties under 10,000	27	27	100.0	200,400	200,400	100.0

Did not receive 12 monthly reports

(+) Glencoe
Windom

(*) Sibley

TABLE 15

1970 TOTAL NUMBER OF CONTRIBUTORS

Population Groups	1970 Total No. of cities & counties	No. of police or sheriff's filing		Total population represented in return		
		No.	Percent	Population	Number	Percent
Total	241	231	95.9	3,805,069	3,739,327	98.2
Urban Total	154	147	95.5	2,511,685	2,489,259	99.0
Cities 250,000 or over	2	2	100.0	744,380	744,380	100.0
Cities 100,000 to 250,000	1	1	100.0	100,578	100,578	100.0
Cities 50,000 to 100,000	2	2	100.0	135,736	135,736	100.0
Cities 25,000 to 50,000	17	17	100.0	564,543	564,543	100.0
Cities 10,000 to 25,000	32	32	100.0	489,167	489,167	100.0
Cities 2,500 to 10,000	100	93 (+)	93.0	479,639	454,855	94.8
Rural Total	87	84	96.6	1,293,384	1,250,068	96.6
Counties 50,000 to 100,000	2	2	100.0	118,605	118,605	100.0
Counties 25,000 to 50,000	5	4 (*)	80.0	150,662	122,379	81.2
Counties 10,000 to 25,000	53	52 (z)	98.1	831,839	820,229	98.6
Counties under 10,000	27	26 (a)	96.3	192,278	188,855	98.2

(+) Excelsior
Glencoe
Granite Falls
Litchfield
Osseo
Staples
Windom

(*) Itasca

(z) Benton

(a) Cook

COMPARISON OF CRIME FOR REGIONS AND COUNTIES IN MINNESOTA - 1971

An illustrated breakdown of crimes and arrests committed within specific boundaries of various population groups often give a convenient interpretation of the state's crime data. With the high percentage of contributing agencies for the state (98.8 percent - 1971) a valid comparison between areas of crime may be made. The areas of crime so differentiated in this report include a regional breakdown and a county breakdown of crime data.

The regional breakdown is according to the State Planning Regions of the Governor's Crime Commission. (Figures 20 & 21 Tables 16, 17 & 18) Statistics for the seven region area show that Region G, which is the most densely populated geographical area, has the highest number of Part I and Part II offenses reported. Close to three quarters of the state's Part I offenses occurred in this region, while over one half of the Part II offenses were reported from this area. Over eighty-eight percent of the violent crimes for the state were reported from Region G, and over seventy percent of the crimes against property were from this region.

A total of 89,204 arrests for Part I and Part II offenses were recorded by law enforcement agencies for Minnesota in 1971. Agencies in Region G represented 59.7 percent of the state's total arrests with 17,261 arrests attributed to Part I offenses and 35,997 arrests recorded for Part II offenses.

Crime figures for the lowest amount of Part I and Part II offenses in 1971 indicated Regions A and C to have a relatively small amount of crime reported. Region A registered only two percent of the state's Part I offenses while Region C indicated four percent of the state's Part II offenses. Only eight-tenths of one percent of the total violent crimes was recorded for Region E and two percent of the state's property crimes were registered from Region A.

The lowest number of Part I and Part II arrests occurred in Regions A and C respectively. Region A represented 3.7 percent of the state's total arrests and recorded 643 Part I arrests and 2,729 Part II arrests. Region C reflected 3.6 percent of the state's total arrests with 658 Part I arrests and 2562 Part II arrests.

FIGURE 20
 STATE PLANNING REGIONS
 GOVERNOR'S CRIME COMMISSION

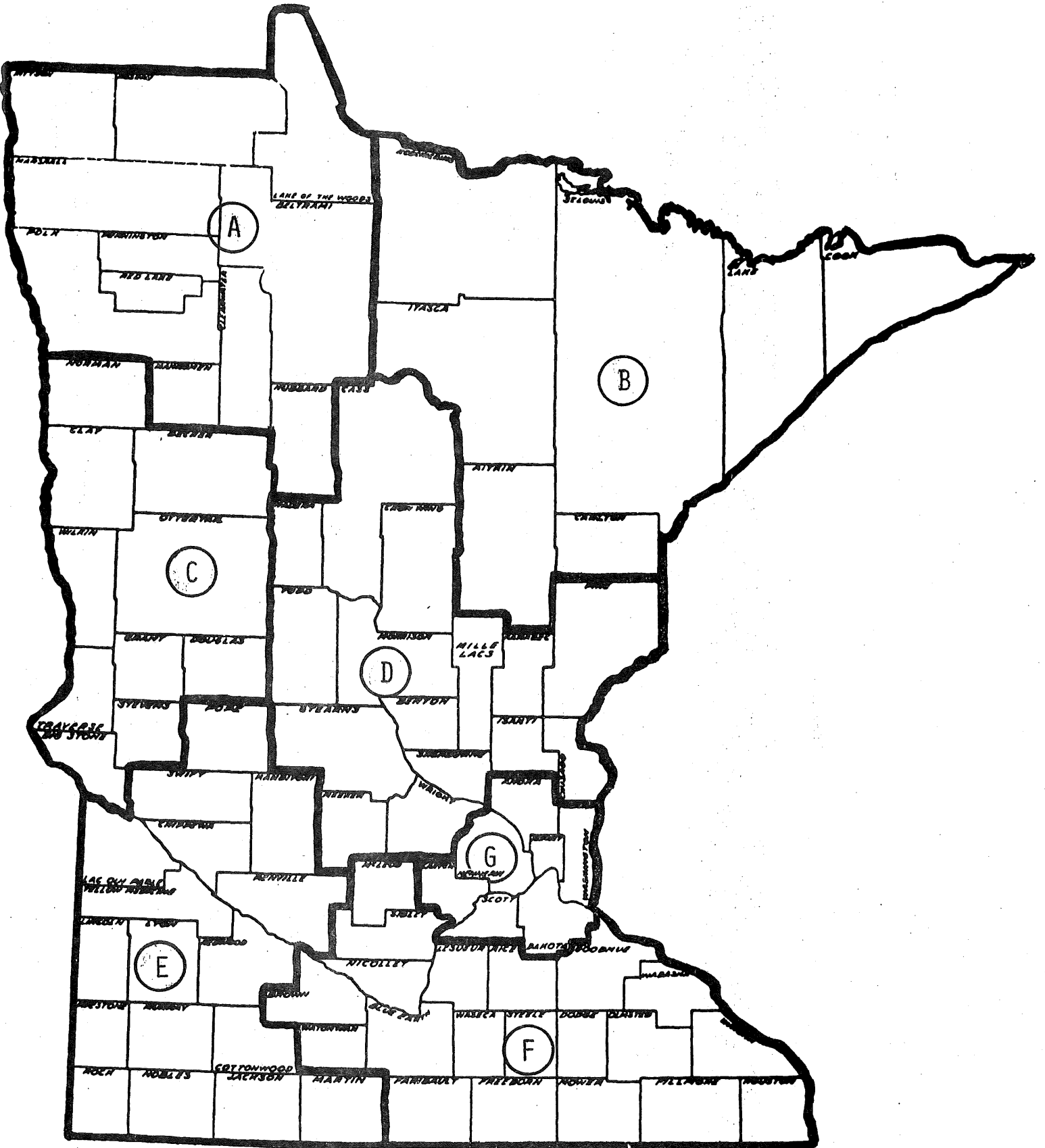


FIGURE 21

COMPONENTS OF STATE PLANNING REGIONS

CRIMINAL JUSTICE PLANNING REGION "A"
(11 Counties)

- | | |
|----------------------|---------------|
| 1. Beltrami | 7. Marshall |
| 2. Clearwater | 8. Pennington |
| 3. Hubbard | 9. Polk |
| 4. Kittson | 10. Red Lake |
| 5. Lake of the Woods | 11. Roseau |
| 6. Mahnommen | |

CRIMINAL JUSTICE PLANNING REGION "B"
(7 Counties)

- | | |
|------------|----------------|
| 1. Aitkin | 5. Lake |
| 2. Carlton | 6. St. Louis |
| 3. Cook | 7. Koochiching |
| 4. Itasca | |

CRIMINAL JUSTICE PLANNING REGION "C"
(10 Counties)

- | | |
|--------------|--------------|
| 1. Becker | 6. Norman |
| 2. Big Stone | 7. Ottertail |
| 3. Clay | 8. Stevens |
| 4. Douglas | 9. Traverse |
| 5. Grant | 10. Wilkin |

CRIMINAL JUSTICE PLANNING REGION "D"
(15 Counties)

- | | |
|---------------|---------------|
| 1. Benton | 9. Morrison |
| 2. Cass | 10. Pine |
| 3. Chisago | 11. Sherburne |
| 4. Crow Wing | 12. Stearns |
| 5. Isanti | 13. Todd |
| 6. Kanabec | 14. Wadena |
| 7. Meeker | 15. Wright |
| 8. Mille Lacs | |

CRIMINAL JUSTICE PLANNING REGION "E"
(17 Counties)

- | | |
|------------------|---------------------|
| 1. Chippewa | 10. Nobles |
| 2. Cottonwood | 11. Pipestone |
| 3. Jackson | 12. Pope |
| 4. Kandiyohi | 13. Redwood |
| 5. Lac Qui Parle | 14. Renville |
| 6. Lincoln | 15. Rock |
| 7. Lyon | 16. Swift |
| 8. Martin | 17. Yellow Medicine |
| 9. Murray | |

CRIMINAL JUSTICE PLANNING REGION "F"
(20 Counties)

- | | |
|---------------|--------------|
| 1. Blue Earth | 11. McLeod |
| 2. Brown | 12. Nicollet |
| 3. Dodge | 13. Olmsted |
| 4. Faribault | 14. Rice |
| 5. Fillmore | 15. Sibley |
| 6. Freeborn | 16. Steele |
| 7. Goodhue | 17. Wabasha |
| 8. Houston | 18. Waseca |
| 9. LeSueur | 19. Watonwan |
| 10. Mower | 20. Winona |

CRIMINAL JUSTICE PLANNING REGION "G"
(7 Counties)

- | | |
|-------------|---------------|
| 1. Anoka | 5. Ramsey |
| 2. Carver | 6. Washington |
| 3. Dakota | 7. Scott |
| 4. Hennepin | |

TABLE 16
POPULATION, CRIME AND ARRESTS
FOR
STATE PLANNING REGIONS
GOVERNOR'S CRIME COMMISSION

	A	B	C	D	E	F	G	Total
Percent of Total State Population	3.7	8.7	5.1	10.0	7.4	15.9	49.2	100.0
Part I offenses Reported	2,986	9,217	3,760	7,878	3,181	11,957	96,997	135,976
No. of Part I offenses Cleared	545	1,639	537	1,462	615	2,366	19,294	26,458
Percent Cleared - Part I Offense	18	18	14	19	19	20	20	19
No. of Violent Crimes	59	150	52	171	49	218	5,334	6,033
Violent Crime Rate (per 100,000 inhabitants)	42.4	45.5	27.0	44.7	17.6	37.3	284.6	159.6
No. of Property Crimes	2,927	9,067	3,708	7,707	3,132	11,739	91,663	129,943
Property Crime Rate (per 100,000 inhabitants)	2103.3	2750.9	1928.6	2015.9	1123.9	2007.6	4890.4	3436.9
Part II Offenses Reported	5,352	6,120	4,578	7,170	5,225	17,262	55,723	101,430
No. of Part II Offenses Cleared	3,611	3,595	2,762	4,509	3,728	9,368	23,426	50,999
Percent Cleared - Part II Offenses	67	59	60	63	71	54	42	50
No. of Part I Arrests	644	1,687	658	1,408	741	2,597	17,261	24,996
No. of Part II Arrests	2,728	5,621	2,562	4,340	3,189	9,341	35,997	63,778

TABLE 17
GOVERNOR'S CRIME COMMISSION REGIONS: SUMMARY 1971
(Offenses, Clearances, and Percent Cleared - Part I)

Region Population		Total Part I	Mur/Non-Neg.	Neg. Mansl.	Rape	Robbery	Agg. Assault	Burglary	Larceny O \$50	Larceny U \$50	Auto Theft
Total 3,780,797	O	135,976	89	56	466	2,987	2,435	33,827	34,936	47,945	13,235
	C	26,458	76	34	268	873	1,812	4,402	3,092	13,606	2,295
	%	19	85	61	58	29	74	13	9	28	17
A-139,165 (3.7)	O	2,986	1	1	4	16	37	739	845	1,165	178
	C	545	1	1	3	4	27	119	107	225	58
	%	18	100	100	75	25	73	16	13	19	33
B-329,603 (8.7)	O	9,217	8	5	20	43	74	2,670	2,402	3,273	722
	C	1,639	7	2	12	26	60	362	249	769	152
	%	18	88	40	60	60	81	14	10	23	21
C-192,259 (5.1)	O	3,760	1	-	3	12	36	991	1,197	1,355	165
	C	537	1	-	2	3	22	114	63	263	69
	%	14	100	-	67	25	61	12	5	19	42
D-382,303 (10.0)	O	7,878	4	5	21	28	113	2,161	2,137	3,038	371
	C	1,462	4	2	15	6	95	334	239	640	127
	%	19	100	40	71	21	84	15	11	21	34
E-278,663 (7.4)	O	3,181	3	-	3	7	36	763	1,120	1,142	107
	C	615	3	-	3	2	29	109	126	300	43
	%	19	100	-	100	29	81	14	11	26	40
F-584,730 (15.9)	O	11,957	9	8	32	40	129	2,335	3,332	5,638	534
	C	2,366	8	1	18	14	83	383	305	1,366	188
	%	20	89	13	56	35	64	17	9	24	35
G-1,874,074 (49.2)	O	96,997	63	37	383	2,841	2,010	24,268	23,903	32,334	11,158
	C	19,294	52	28	215	818	1,496	2,981	2,003	10,043	1,658
	%	20	83	76	56	29	74	12	8	31	15

Key: O = Offenses
C = Cleared
% = Percent Cleared

TABLE 18
GOVERNOR'S CRIME COMMISSION REGIONS: SUMMARY 1971
(Offenses, Clearances, and Percent Cleared - Part II)

Region Population		Total Part II	Other assaults	Arson	Forgery/Count.	Fraud	Embezzlement	Stolen Prop.	Vandalism	Weapons	Prostitution	Other sex off.	Narcotic	Gambling	Family/Child.	D.U.I.	Liquor laws	Drunkenness*	Disorderly	Vagrancy	All other
Total 3,780,797	O	101430	6457	359	1548	4452	71	830	23544	651	72	1837	2699	42	1554	6810	7944	6057	8122	479	27902
	C	50999	4635	105	837	2762	23	480	3274	327	50	578	1677	22	988	6161	6939	5142	4832	254	11913
	%	50	72	29	54	62	32	58	14	50	69	31	62	52	64	90	87	85	59	53	43
A-139,165 (3.7)	O	5352	99	10	86	324	-	20	597	13	-	25	46	3	31	445	639	948	1062	43	961
	C	3611	72	2	52	176	-	14	99	4	-	17	24	-	28	424	585	846	712	39	517
	%	67	73	20	60	54	-	70	17	31	-	68	52	-	90	95	92	89	67	91	54
B-329,603 (8.7)	O	6120	411	41	46	95	-	76	1129	53	1	40	145	5	174	263	987	457	781	28	1388
	C	3595	275	11	30	49	-	53	219	29	-	22	103	4	129	252	911	356	525	26	601
	%	59	67	27	65	52	-	70	19	55	-	55	71	80	74	96	92	78	67	93	43
C-192,259 (5.1)	O	4578	78	6	53	324	10	81	430	10	1	14	99	-	74	491	706	229	263	22	1687
	C	2762	45	2	34	134	1	27	41	8	-	5	87	-	29	459	569	193	193	13	922
	%	60	58	33	64	41	10	33	10	80	-	36	88	-	39	93	81	84	73	59	55
D-382,303 (10.0)	O	7170	204	30	77	119	1	63	1193	11	-	67	228	-	198	912	768	529	518	37	2215
	C	4509	162	6	43	88	1	55	140	10	-	22	148	-	116	862	681	498	415	32	1230
	%	63	79	20	56	74	100	87	12	91	-	33	65	-	59	95	89	94	80	86	56
E-278,663 (7.4)	O	5225	59	18	70	1183	2	65	936	11	-	36	119	1	149	490	755	303	271	23	734
	C	3728	30	7	45	1008	1	34	155	8	-	21	85	-	114	472	713	284	249	17	485
	%	71	51	39	64	85	50	52	17	73	-	58	71	-	77	96	94	94	92	74	66
F-584,730 (15.9)	O	17262	399	44	220	787	23	177	3719	34	-	332	482	7	230	977	1861	1310	932	60	5668
	C	9368	283	17	99	433	6	93	722	22	-	71	224	6	146	935	1613	914	725	55	3004
	%	54	71	39	45	55	26	53	19	65	-	21	46	86	63	96	87	70	78	92	53
G-1,874,074 (49.2)	O	55723	5207	210	996	1620	35	348	15540	519	70	1323	1580	26	698	3232	2228	2281	4295	266	15249
	C	23426	3768	60	534	874	14	204	1898	246	50	420	1006	12	426	2757	1867	2051	2013	72	5154
	%	42	72	29	54	54	40	59	12	47	71	32	64	46	61	85	84	90	47	27	34

Key: O = Offenses
C = Clearances
% = Percent Cleared

* Repealed 7/1/71

Minnesota counties were ranked according to estimated 1971 population, Part I and Part II offenses (Figure 22). There were five counties within the state which indicated a population of over 100,000 inhabitants. The same five most populous counties averaged 20,123.6 Part I offenses with a 19 percent clearance rate. Part II offenses for the counties averaged 10,741.6 offenses and a 48 percent clearance rate.

There were four counties within the state that recorded a population of between 50,000 to 100,000 inhabitants. These four counties averaged 1970.0 Part I offenses with a 19 percent clearance rate. An average of 2790.0 Part II offenses occurred in 1971 along with a 49 percent clearance rate.

In 1971, there were twenty counties within the state that reflected a population of between 25,000 and 49,999 inhabitants. These counties averaged 727.3 Part I offenses and a 21 percent clearance rate. Part II offenses averaged 1074.4 with a percent clearance rate of 60.

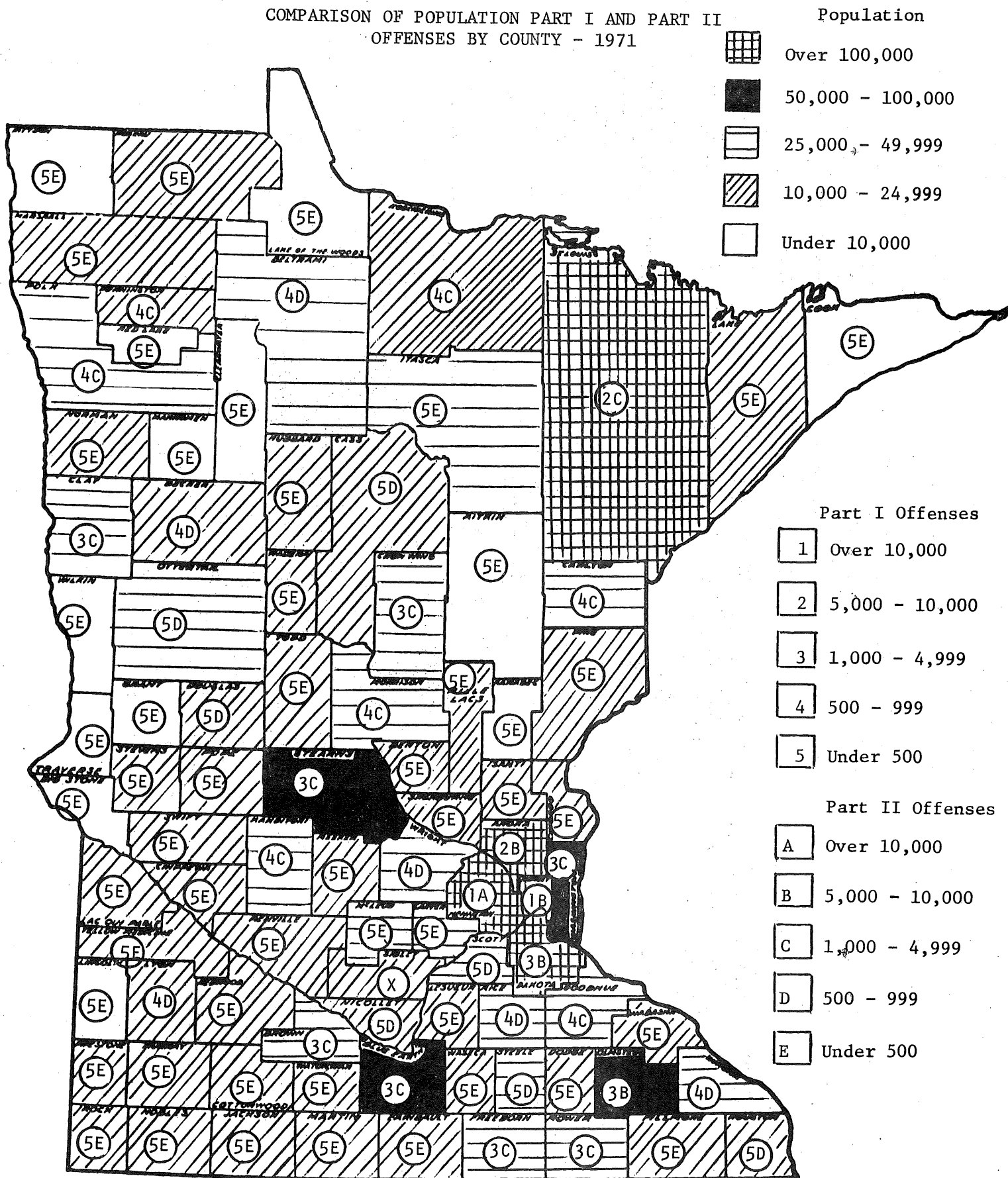
There were forty-five counties within Minnesota in 1971 that had a population of between 10,000 and 24,999 inhabitants. These counties represented the majority of the average population for the state's 87 counties. The average number of Part I offenses for these counties (*) was 206.8 with a 19 percent clearance rate. Part II offenses averaged 311.6 with a clearance rate of 59 percent. (*)

The last grouping of counties for the state included those with a population of under 10,000 inhabitants. These counties numbered thirteen in 1971. The average number of Part I offenses recorded amounted to 80.0 with a clearance rate of 24 percent. Part II offenses average 77.7 in 1971 with an 80 percent clearance rate.

(*) Did not receive 12 monthly reports from Sibley County

(*) Did not receive 12 monthly reports for Sibley and Sherburne County

FIGURE 22
 COMPARISON OF POPULATION PART I AND PART II
 OFFENSES BY COUNTY - 1971



X Reports Not Complete For County

COMPARISON OF URBAN-RURAL CRIME OFFENSES FOR 1971-1970

Urban-rural crime comparison by offense offers opportunities for agencies to apply a limited projection in the changes, variations and/or fluxuations of crime between 1971 and 1970. The information that is available must be interpreted with caution as it gives a general indication of urban-rural crime only and does not represent data that can be applied to one specific agency. Variations in crime are caused by a multitude of crime factors, which have been listed previously in this report. The use of this information is helpful however when percent change in one particular offense over a two year period for a particular geographical area is desired for contrasting purposes (Tables 19 and 21)

Of additional value is the ratio of urban to rural crime offenses for the 1971-1970 period. The ratio is nothing more than the amount of one particular criminal offense for the urban area as compared with the amount of one particular offense for the rural area. A ratio of 4:1 homicide would indicate that for every four offenses of homicide in an urban area, the rural area experienced one homicide (Table 21)

TABLE 19

CRIME COMPARISONS BY OFFENSE
(1971 - 1970)

URBAN OFFENSES	1971	1970	Percent Change
Murder, Non negligent manslaughter	73	56	30.3
Manslaughter by negligence	45	34	32.3
Rape	403	311	29.9
Robbery	2,935	3,368	-12.8
Aggravated Assault	2,196	1,786	22.9
Burglary	27,992	25,554	9.5
Larceny-Over \$50	29,821	27,091	10.0
Larceny-Under \$50	45,387	39,972	13.5
Auto Theft	12,498	12,545	- .003
Sub Total	121,350	110,718	9.6
Other Assault	6,030	Information Unavailable	
Arson	258		
Forgery Counterfeit	1,187		
Fraud	2,756		
Embezzlement	55		
Stolen Property	559		
Vandalism	20,351		
Weapons	558		
Prostitution	70		
Sex Offenses	1,732		
Narcotic Drug Laws	2,223		
Gambling	31		
Offenses Ag. Family	999		
D.W.I. Driving while under the influence	5,290		
Liquor Laws	5,978		
Drunkenness*	5,181		
Disorderly Conduct	6,865		
Vagrancy	411		
All Other Offenses (Ex. Traffic)	20,627		
Sub Totals	81,161		
Totals	202,511		

* Repealed July 1, 1971

TABLE 20

CRIME COMPARISONS BY OFFENSE
(1971 - 1970)

RURAL OFFENSES	1971	1970	Percent Change
Murder, non negligent manslaughter	16	19	-1.5
Manslaughter by Negligence	11	6	83.3
Rape	63	53	18.8
Robbery	52	54	-3.7
Aggravated Assault	239	177	35.0
Burglary	5,835	5,212	11.9
Larceny Over \$50	5,115	4,472	14.3
Larceny Under \$50	2,558	2,708	-5.5
Auto Theft	737	626	17.7
Sub Totals	14,626	13,327	9.7
Other Assaults	427	Information Unavailable	
Arson	101		
Forgery Counterfeiting	361		
Fraud	1,696		
Embezzlement	16		
Stolen Property	271		
Vandalism	3,193		
Weapons	93		
Prostitution	2		
Sex Offenses	105		
Narcotic Drug Laws	476		
Gambling	11		
Offenses against family	555		
D.W.I. Driving while under the influence	1,520		
Liquor Laws	1,966		
Drunkenness (*)	876		
Disorderly Conduct	1,257		
Vagrancy	68		
All Other Offenses	7,275		
Sub Totals	20,269		
Totals	34,895		

(*) Repealed July 1, 1971

TABLE 21

COMPARE RATIO OF URBAN TO RURAL CRIME OFFENSES
1971, 1970

<u>Offense</u>	<u>Ratio</u>	
	1971	1970
Murder/non negligent manslaughter	5:1	3:1
Manslaughter by negligence	4:1	6:1
Rape	6:1	6:1
Robbery	56:1	62:1
Aggravated Assault	9:1	10:1
Burglary	5:1	5:1
Larceny over \$50	6:1	6:1
Larceny Under \$50	18:1	15:1
Auto Theft	17:1	20:1
Totals	8:1	8:1

MINNESOTA LAW ENFORCEMENT
EMPLOYEE INFORMATION

LAW ENFORCEMENT CODE OF ETHICS

As a Law Enforcement Officer, my fundamental duty is to serve mankind; to safeguard lives and property; to protect the innocent against deception, the weak against oppression or intimidation, and the peaceful against violence or disorder; and to respect the Constitutional rights of all men to liberty, equality and justice.

I will keep my private life unsullied as an example to all; maintain courageous calm in the face of danger, scorn, or ridicule; develop self-restraint; and be constantly mindful of the welfare of others. Honest in thought and deed in both my personal and official life, I will be exemplary in obeying the laws of the land and the regulations of my department. Whatever I see or hear of a confidential nature or that is confided to me in my official capacity will be kept ever secret unless revelation is necessary in the performance of my duty.

I will never act officiously or permit personal feelings, prejudices, animosities or friendships to influence my decisions. With no compromise for crime and with relentless prosecution of criminals, I will enforce the law courteously and appropriately without fear or favor, malice or ill will, never employing unnecessary force or violence and never accepting gratuities.

I recognize the badge of my office as a symbol of public faith, and I accept it as a public trust to be held so long as I am true to the ethics of the police service. I will constantly strive to achieve these objectives and ideals, dedicating myself before God to my chosen profession...law enforcement.

MINNESOTA LAW ENFORCEMENT EMPLOYEE INFORMATION

Besides collecting Uniform Crime Reporting information within the state, the Bureau also collects statistics regarding law enforcement employees and the number of those assaulted and/or killed. The data from those county (sheriff) and municipal (police) agencies reporting is collected and tabulated annually. In 1971 an average of 63 sheriffs and 124 police departments submitted information. In 1970, 47 sheriff departments and 104 police departments reported this information.

Law Enforcement Employee Rates

The average number of full time law enforcement personnel in 1971 (including sworn and civilian) amounted to 1.2 employees per each 1,000 residents of the state. The average number of sworn personnel (excluding civilian) amounted to 1.1 employees per 1,000 population. The contributing law enforcement agencies averaged one full-time civilian employee to nine full-time sworn personnel. It should be added that these figures represent the averages as derived at from the submitted data and is not the recommended ratios for Minnesota law enforcement agencies. The average ratio of law enforcement personnel for any given community may, and does, vary according to a number of community and policing factors.

In 1971, the reporting sheriffs departments indicated 948 sworn personnel employed as against 85 civilian personnel which amounted to a total of 1033 employees. The police departments reported to have 3,116 sworn personnel in 1971 as compared with 340 civilian employees. The total amount of municipal employees equaled 3456 personnel, (Table 22)

TABLE 22
1971* MINNESOTA LAW ENFORCEMENT
EMPLOYEE DATA

AGENCY	TOTAL FULL-TIME EMPLOYEES	FULL-TIME		SWORN PERSONNEL PER 1,000 POPULATION
		SWORN PERSONNEL	CIVILIAN PERSONNEL	
Aitkin County Sheriff	4	4	-	0.4
Anoka County Sheriff	33	33	-	1.6
Anoka PD	20	15	5	1.1
Blaine PD	19	18	1	0.9
Circle Pines PD	-	-	-	-
Columbia Heights PD	20	18	2	0.8
Coon Rapids PD	34	31	3	1.0
Fridley PD	28	23	5	0.8
Lino Lakes PD	-	-	-	-
Spring Lake Park PD	7	7	-	1.1
East Bethel PD	-	-	-	-
Becker County Sheriff	12	8	4	0.4
Detroit Lakes PD	11	10	1	1.7
Beltrami County Sheriff	6	6	-	0.4
Bemidji PD	24	21	3	1.8
Benton County Sheriff	2	2	-	0.2
Sauk Rapids PD	5	5	-	1.0
Big Stone County Sheriff	2	2	-	0.4
Ortonville PD	7	5	2	1.9
Blue Earth County Sheriff	13	11	2	0.5
Mankato PD	41	41	-	1.3
Brown County Sheriff	8	8	-	0.8
New Ulm PD	20	18	2	1.4
Sleepy Eye PD	5	5	-	1.4
Springfield PD	3	3	-	1.2
Carlton County Sheriff	14	14	-	0.7
Cloquet PD	13	13	-	1.5
Carver County Sheriff	20	19	1	1.0
Chanassen PD	-	-	-	-
Chaska PD	3	3	-	0.7

TABLE 22
1971* MINNESOTA LAW ENFORCEMENT
EMPLOYEE DATA

AGENCY	TOTAL FULL-TIME EMPLOYEES	FULL-TIME SWORN PERSONNEL	FULL-TIME CIVILIAN PERSONNEL	SWORN PERSONNEL PER 1,000 POPULATION
Cass County Sheriff	9	7	2	0.4
Chippewa County Sheriff	3	3	-	0.3
Montevideo PD	8	8	-	1.4
Chisago County Sheriff	-	-	-	-
Clay County Sheriff	13	11	2	0.6
Moorhead PD	27	26	2	0.9
Clearwater County Sheriff	-	-	-	-
Cook County Sheriff	-	-	-	-
Cottonwood County Sheriff	6	3	3	0.3
Windom PD	-	-	-	-
Crow Wing County Sheriff	10	10	-	0.5
Brainerd PD	22	20	2	1.7
Crosby PD	4	4	-	1.8
Dakota County Sheriff	33	33	0	2.1
Burnsville PD	19	18	1	0.9
Farmington PD	4	4	-	1.3
Hastings PD	15	14	1	1.1
Mendota Heights PD	7	7	-	1.1
Rosemount PD	-	-	-	-
So. St. Paul PD	33	32	1	1.3
West St. Paul PD	27	21	6	1.1
Eagan Township PD	-	-	-	-
Inver Grove Heights PD	10	9	1	0.7
Apple Valley PD	-	-	-	-
Lakeville PD	-	-	-	-
Dodge County Sheriff	3	3	-	0.2
Douglas County Sheriff	7	6	1	0.4
Alexandria PD	16	10	6	1.4

TABLE 22
1971* MINNESOTA LAW ENFORCEMENT
EMPLOYEE DATA

AGENCY	TOTAL FULL-TIME EMPLOYEES	FULL-TIME SWORN PERSONNEL	FULL-TIME CIVILIAN PERSONNEL	SWORN PERSONNEL PER 1,000 POPULATION
Faribault County				
Sheriff	7	3	4	0.2
Blue Earth PD	6	6	-	1.5
Wells PD	4	4	-	1.4
Fillmore County				
Sheriff	5	3	2	0.2
Spring Valley PD	3	3	-	1.2
Freeborn County				
Sheriff	14	14	-	0.8
Albert Lea PD	31	25	6	1.3
Goodhue County				
Sheriff	12	11	1	0.4
Red Wing PD	21	21	-	2.0
Grant County				
Sheriff	3	2	1	0.3
Hennepin County				
Sheriff	257	251	6	10.0
Bloomington PD	80	73	7	0.9
Brooklyn Center PD	33	27	6	0.8
Brooklyn Park PD	22	20	2	0.8
Crystal PD	28	27	1	0.9
Deephaven PD	4	4	-	1.0
Edina PD	48	43	5	1.0
Excelsior PD	-	-	-	-
Golden Valley PD	29	27	2	1.1
Hopkins PD	24	18	6	1.3
Minneapolis PD	868	791	77	1.8
Minnetonka PD	26	25	1	0.7
Mound PD	8	7	1	0.9
New Hope PD	19	15	4	0.6
Orono PD	8	8	-	1.2
Osseo PD	-	-	-	-
Plymouth PD	13	12	1	0.7
Richfield PD	44	41	3	0.9
Robbinsdale PD	16	15	1	0.9
St. Anthony PD	11	10	1	1.1
St. Louis Park PD	53	49	4	1.0
Shorewood PD	4	4	-	0.9
Wayzata PD	6	6	-	1.6
U of M PD	-	-	-	-
Eden Prairie PD	-	-	-	-
Maple Grove PD	-	-	-	-
Minnetrista PD	-	-	-	-

TABLE 22
1971* MINNESOTA LAW ENFORCEMENT
EMPLOYEE DATA

AGENCY	TOTAL FULL-TIME EMPLOYEES	FULL-TIME SWORN PERSONNEL	FULL-TIME CIVILIAN PERSONNEL	SWORN PERSONNEL PER 1,000 POPULATION
Houston County				
Sheriff	4	4	-	0.3
Caledonia PD	2	2	-	0.8
LaCrescent PD	2	2	-	0.6
Hubbard County				
Sheriff	6	5	1	0.6
Park Rapids	5	5	-	1.8
Isanti County				
Sheriff	7	3	4	0.2
Cambridge PD	4	4	-	1.5
Itasca County				
Sheriff	-	-	-	-
Grand Rapids PD	10	10	-	1.4
Jackson County				
Sheriff	3	3	-	0.3
Jackson PD	5	5	-	1.4
Kanabec County				
Sheriff	4	3	1	0.4
Mora PD	3	3	-	1.2
Kandiyohi County				
Sheriff	10	10	-	0.6
Willmar PD	20	19	1	1.5
Kittson County				
Sheriff	3	2	1	0.3
Koochiching County				
Sheriff	8	8	-	0.7
International Falls PD	12	11	1	1.7
Lac Qui Parle County				
Sheriff	6	2	4	0.2
Lake County				
Sheriff	5	5	-	0.9
Silver Bay PD	4	4	-	1.1
Two Harbors PD	9	9	-	2.0
Lake of the Wood County				
Sheriff	2	2	-	0.5
LeSueur County				
Sheriff	4	4	-	0.2
LeSueur	-	-	-	-

TABLE 22
1971* MINNESOTA LAW ENFORCEMENT
EMPLOYEE DATA

AGENCY	TOTAL FULL-TIME EMPLOYEES	FULL-TIME		SWORN PERSONNEL PER 1,000 POPULATION
		SWORN PERSONNEL	CIVILIAN PERSONNEL	
Lincoln County Sheriff	3	3	-	0.4
Lyon County Sheriff	6	4	2	0.3
Marshall PD	21	17	4	1.7
Tracy PD	5	3	2	1.2
McLeod County Sheriff	7	4	3	0.3
Glencoe PD	-	-	-	-
Hutchinson PD	9	6	3	0.7
Mahnomen County Sheriff	1	1	-	0.2
Marshall County Sheriff	3	3	-	0.2
Martin County Sheriff	5	5	-	0.4
Fairmont PD	16	16	-	1.5
Meeker County Sheriff	5	3	2	0.2
Litchfield PD	-	-	-	-
MilleLacs County Sheriff	5	5	-	0.4
Princeton PD	-	-	-	-
Morrison County Sheriff	4	4	-	0.2
Little Falls PD	10	8	2	1.1
Mower County Sheriff	16	14	2	0.7
Austin PD	41	37	4	1.5
Murray County Sheriff	4	3	1	0.2
Nicollet County Sheriff	-	-	-	-
North Mankato PD	6	6	-	0.8
St. Peter PD	11	8	3	1.0
Nobles County Sheriff	4	4	-	0.3
Worthington PD	15	15	-	1.5

TABLE 22
1971* MINNESOTA LAW ENFORCEMENT
EMPLOYEE DATA

AGENCY	TOTAL FULL-TIME EMPLOYEES	FULL-TIME SWORN PERSONNEL	FULL-TIME CIVILIAN PERSONNEL	SWORN PERSONNEL PER 1,000 POPULATION
Norman County Sheriff	2	2	-	0.2
Olmsted County Sheriff	30	28	2	1.0
Rochester PD	102	95	7	1.8
Stewartville PD	2	2	-	0.7
Ottertail County Sheriff	-	-	-	-
Fergus Falls PD	19	19	-	1.5
Pennington County Sheriff	3	3	-	0.6
Thief River Falls PD	16	15	1	1.7
Pine County Sheriff	-	-	-	-
Pipestone County Sheriff	-	-	-	-
Pipestone PD	13	8	5	1.5
Polk County Sheriff	9	9	-	0.5
Crookston PD	16	11	5	1.3
East Grand Forks PD	16	16	-	2.1
Pope County Sheriff	3	2	1	0.2
Glenwood PD	6	2	4	0.8
Ramsey County Sheriff	126	119	7	15.0
Arden Hills PD	4	4	-	0.8
Falcon Heights PD	-	-	-	-
Lauderdale PD	-	-	-	-
Maplewood PD	27	26	1	1.0
Mounds View PD	9	8	1	0.8
New Brighton PD	17	16	1	0.8
No. St. Paul PD	11	10	1	0.8
Roseville PD	35	34	1	1.0
St. Paul PD	532	469	63	2.0
White Bear Lake PD	25	23	2	1.0
Little Canada PD	-	-	-	-
Shoreview PD	-	-	-	-
Vadnais Heights PD	-	-	-	-
Red Lake County Sheriff	2	1	1	0.2

TABLE 22
1971* MINNESOTA LAW ENFORCEMENT
EMPLOYEE DATA

AGENCY	TOTAL FULL-TIME EMPLOYEES	FULL-TIME SWORN PERSONNEL	FULL-TIME CIVILIAN PERSONNEL	SWORN PERSONNEL PER 1,000 POPULATION
Redwood County				
Sheriff	-	-	-	-
Redwood Falls PD	-	-	-	-
Renville County				
Sheriff	5	3	2	0.2
Olivia PD	3	3	-	1.2
Rice County				
Sheriff	10	10	-	0.7
Faribault PD	25	22	3	1.3
Northfield PD	12	11	1	1.1
Rock County				
Sheriff	7	3	4	0.4
Luverne PD	10	6	4	1.3
Roseau County				
Sheriff	9	9	-	1.0
Roseau PD	-	-	-	-
St. Louis County				
Sheriff	62	57	5	0.9
Aurora PD	4	4	-	1.6
Babbitt PD	4	4	-	1.3
Chisholm PD	11	11	-	1.9
Duluth PD	165	135	30	1.3
Ely PD	8	8	-	1.6
Eveleth PD	10	10	-	2.1
Gilbert PD	4	4	-	1.7
Hibbing PD	27	26	1	1.6
Hoyt Lakes PD	5	5	-	1.4
Proctor PD	3	3	-	1.0
Virginia PD	24	24	-	1.9
Scott County				
Sheriff	25	24	1	1.2
New Prague PD	4	2	2	0.7
Shakopee PD	8	7	1	1.0
Savage PD	-	-	-	-
Sherburne County				
Sheriff	-	-	-	-
Sibley County				
Sheriff	4	4	-	0.2

TABLE 22
1971* MINNESOTA LAW ENFORCEMENT
EMPLOYEE DATA

AGENCY	TOTAL FULL-TIME EMPLOYEES	FULL-TIME		SWORN PERSONNEL PER 1,000 POPULATION
		SWORN PERSONNEL	CIVILIAN PERSONNEL	
Stearns County				
Sheriff	14	14	-	0.2
St. Cloud PD	52	49	3	1.2
Sauk Center PD	4	3	1	0.8
Waite Park PD	-	-	-	-
Steele County				
Sheriff	8	7	1	0.6
Owatonna PD	22	20	2	1.3
Stevens County				
Sheriff	2	2	-	0.3
Morris PD	8	5	3	0.9
Swift County				
Sheriff	4	3	1	0.3
Benson PD	5	5	-	1.4
Todd County				
Sheriff	-	-	-	-
Long Prairie PD	-	-	-	-
Staples PD	5	5	-	1.9
Traverse County				
Sheriff	6	5	1	0.8
Wabasha County				
Sheriff	11	11	-	1.0
Lake City PD	5	5	-	1.4
Wabasha PD	2	2	-	0.8
Wadena County				
Sheriff	7	4	3	0.5
Wadena PD	6	6	-	1.3
Waseca County				
Sheriff	8	7	1	0.7
Waseca PD	-	-	-	-
Washington County				
Sheriff	30	29	1	1.2
Bayport PD	4	4	-	1.3
Forest Lake PD	5	4	1	1.2
Mahtomedi PD	5	4	1	1.5
Newport PD	4	4	-	1.4
St. Paul Park PD	5	5	-	0.9
Stillwater PD	11	11	-	1.1
Cottage Grove PD	-	-	-	-
Oakdale PD	-	-	-	-
Woodbury Township PD	-	-	-	-
Lake Elmo PD	-	-	-	-
Hugo PD	-	-	-	-

TABLE 22
1971* MINNESOTA LAW ENFORCEMENT
EMPLOYEE DATA

AGENCY	TOTAL FULL-TIME EMPLOYEES	FULL-TIME SWORN PERSONNEL	FULL-TIME CIVILIAN PERSONNEL	SWORN PERSONNEL PER 1,000 POPULATION
Watonwan County				
Sheriff	-	-	-	-
St. James PD	6	6	-	1.5
Wilkin County				
Sheriff	3	2	1	0.4
Breckenridge PD	9	8	1	1.9
Winona County				
Sheriff	13	11	2	0.6
Winona PD	38	36	2	1.4
Wright County				
Sheriff	16	16	-	0.4
Buffalo PD	-	-	-	-
Yellow Medicine County				
Sheriff	3	2	1	0.2
Granite Falls	-	-	-	-
TOTAL	4,489	4,064	425	1.1

* Number of full-time police department employees as of December 31, 1971.

Law Enforcement Personnel Assaulted and/or Killed

Assaults on law enforcement officers in 1971 indicated a total of 344 situations which was a 15 percent decrease from the 409 instances in 1970. Of the total 344 situations for 1971, 211 involved no injury while 133 resulted in some degree of injury to the law enforcement officer. Compared with the figures for 1970, (No injury = 227, Injury = 182) the cases of no injury showed a 7 percent decrease and the cases of injury indicated a 27 percent reduction. Assaults against the full-time sworn personnel resulted in an average rate of 8.5 per 100 officers in 1971. (Table 23 and Figure 23).

Law Enforcement Officers Killed

A total of three law enforcement officers lost their lives during the line of duty involving criminal acts, two in 1971 and one in 1970.

A Ramsey County deputy sheriff was the victim of an escape attempt by a hospital patient in January 1971. The deputy sheriff was killed with two shots from a .32 caliber revolver. In August of 1971, a Hennepin County deputy sheriff was killed in the crash of a helicopter.

In May of 1970, a St. Paul police officer was killed when he answered an emergency call. The patrolman was the victim of a rifle ambush when he responded to a call which indicated that a pregnant woman reportedly needed assistance in going to a hospital.

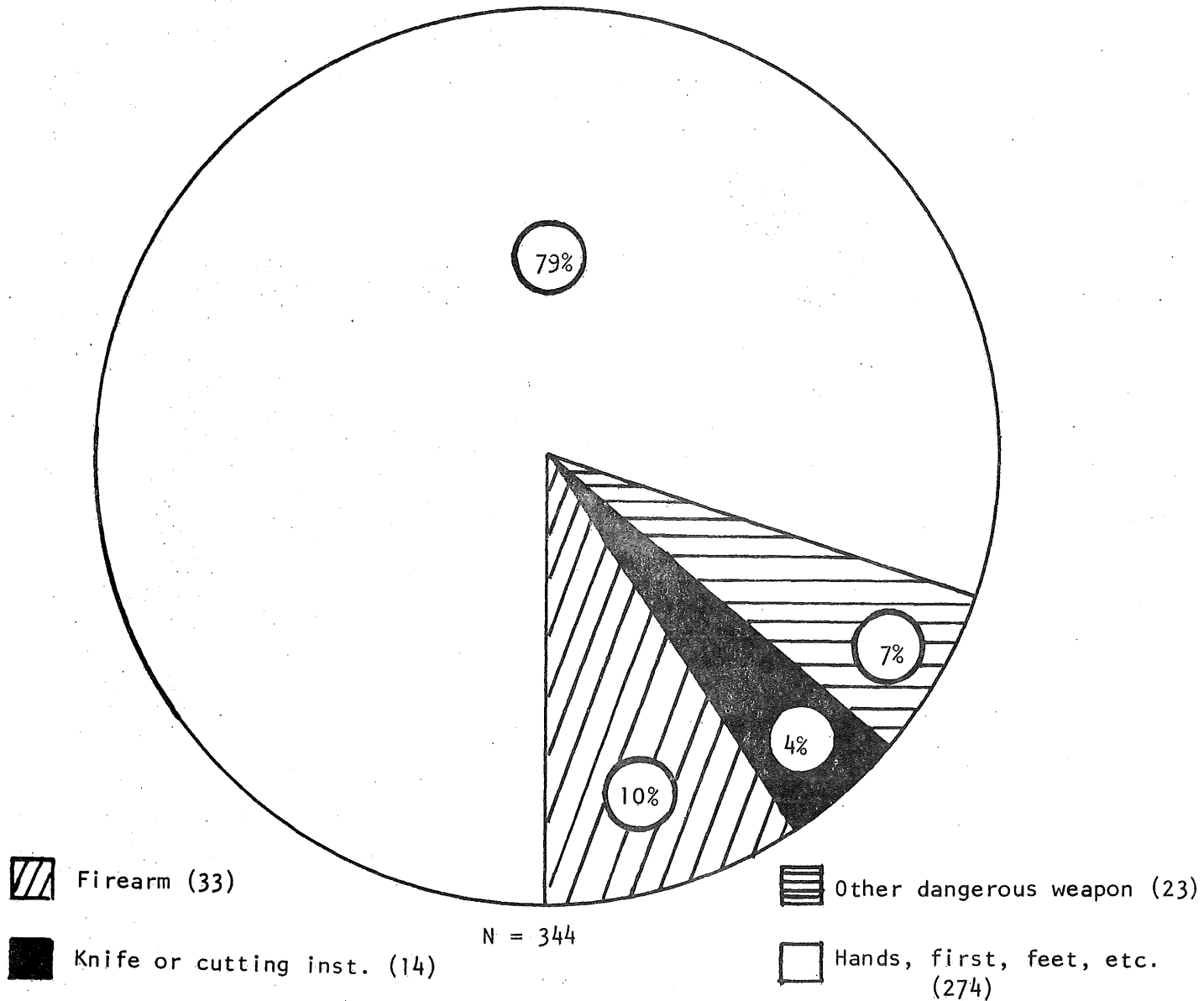
TABLE 23

1971 SUMMARY OF POLICE OFFICERS KILLED OR ASSAULTED IN MINNESOTA*

	State		Rural		Urban	
	Injury	No Injury	Injury	No Injury	Injury	No Injury
A. Firearm	5	28	4	3	1	25
B. Knife or cutting instr.	8	6	-	1	8	5
C. Other dangerous weapons	10	13	2	3	8	10
D. Hands, fists, feet etc.	110	164	21	7	89	157
Total	133	211	27	14	106	197

* Data incomplete for 1970

FIGURE 23
PERCENTAGES OF HOW OFFICERS WERE ASSAULTED OR
KILLED IN MINNESOTA DURING 1971



MINNESOTA JUDICIAL INFORMATION

MINNESOTA JUDICIAL CRIMINAL INFORMATION

Judicial criminal data were received from 87 Minnesota clerks of district court during 1971. Individual case cards were received for 4,367 defendants, which is an increase of 26.5 percent when compared with the 3,452 defendants disposed of in 1970. This is an increase of 915 defendants charged with a criminal offense in district court whose cases were disposed of during 1971. The 4,367 defendants disposed of is the largest number of district court dispositions in Minnesota during the past thirty-seven years.

Of the 4,367 defendants, 4,152 or 95.1 percent were charged with a major offense, 3,673 or 88.5 percent of the 4,152 defendants charged with a major offense were convicted and sentenced; 556 or 15.1 percent of the 3,673 persons convicted and sentenced for a major offense were sentenced to a State Prison or Reformatory; 322 or 8.8 percent were committed to the Youth Conservation Commission (YCC); 2,285 or 62.2 percent were placed on probation, given a suspended sentence, or imposition of the sentence was stayed, and 510 or 13.9 percent were sent to a local jail, were fined, or received a "no penalty" sentence.

Defendants plead guilty in 3,629 or 93.9 percent of the convictions while 234 or 6.1 percent were found guilty by a jury or the court.

In the 504 instances that the cases were disposed of without conviction, 381 were dismissed, 114 defendants were acquitted by a jury or court, and nine were disposed of in some other manner.

Persons of the non-white race (excluding Mexicans) comprise 12.7 percent of the total dispositions.

This information is for 3,900 male and 467 female defendants. The median age of the 4,367 defendants is 22.5 years. (See Tables 24,26,28,29 & 31).

Judicial Criminal data were received from 87 Minnesota clerks of district court during 1970. Individual case cards were received for 3,452 defendants, which is an increase of 19.6 percent when compared with the 2,885 defendants disposed of in 1969. This is an increase of 567 defendants charged with a criminal offense in district court whose cases were disposed of during 1970. The 3,452 defendants disposed of is the largest number of district court dispositions in Minnesota during the past thirty-six years.

Of the 3,452 defendants, 3,277 or 94.9 percent were charged with a major offense; 2,882 or 87.9 percent of the 3,277 defendants charged with a major offense were convicted and sentenced; 574 or 19.9 percent of the 2,882 persons convicted and sentenced for a major offense were sentenced to a State prison or Reformatory; 281 or 9.7 percent were committed to the Youth Conservation Commission (YCC); 1,696 or 58.9 percent were placed on probation given a suspended sentence, or imposition of the sentence was stayed; and 331 or 11.5 percent were sent to a local jail or were fined.

Defendants plead guilty in 2,781 or 91.8 percent of the convictions while 247 or 8.2 percent were found guilty by a jury or the court.

In the 424 instances that the cases were disposed of without conviction, 312 were dismissed, 94 defendants were acquitted by a jury or court, and eighteen were disposed of in some other manner.

Of the 1,696 persons placed on probation, 1,095 or 64.5 percent had the imposition of their sentence stayed.

Persons of the non-white race (excluding Mexicans) comprise 14.0 percent of the total dispositions.

This information is for 3,120 male and 332 female defendants. The median age of defendants is 22.7 years. (See Tables 25, 27, 28, 30 & 32)

Also included is a listing for the years 1933 through 1971 of dispositions for major offenses in district court. Your attention is called to the reversal in the trend since 1933 in the number of persons committed to an institution and those placed on probation or given a suspended sentence. (Table 33).

TABLE 24

DEFENDANTS DISPOSED OF BY OFFENSE AND TYPE OF DISPOSITION: 1971

Offense	Disposed of without conviction						Convicted			
	Total	Total	Dis- missed	Acquitted by Court	Jury	Other	Total	Plea of Guilty	By Court	By Jury
Total	4,367	504	381	14	100	9	3,863	3,629	38	196
Major offenses-total	4,152	479	368	12	90	9	3,673	3,451	34	188
Murder	37	13	1	-	9	3	24	13	1	10
Manslaughter	19	1	-	-	1	-	18	14	-	4
Criminal Negligence	34	5	2	-	3	-	29	24	-	5
Rape	58	18	7	1	10	-	40	31	4	5
Robbery:										
Aggravated robbery	173	26	11	-	15	-	147	111	5	31
Simple robbery	100	6	2	-	4	-	94	85	-	9
Aggravated assault	173	26	17	1	7	1	147	133	1	13
Burglary	714	51	41	1	8	1	663	619	6	38
Theft	510	47	40	1	5	1	463	444	3	16
Unlawful Use of Motor Vehicle	179	12	7	-	5	-	167	157	3	7
Embezzlement or fraud*	161	23	17	2	4	-	138	134	1	3
Receiving stolen property	173	12	11	-	1	-	161	155	-	6
Forgery	314	27	22	-	5	-	287	279	-	8
Sex, except rape	98	10	6	1	1	2	88	81	4	3
Narcotics	1,205	173	159	4	9	1	1,032	1,003	6	23
Arson	18	4	3	-	1	-	14	13	-	1
Escape	70	5	3	-	2	-	65	63	-	2
Other major offenses	116	20	19	1	-	-	96	92	-	4
Minor offenses-total	215	25	13	2	10	-	190	178	4	8
Non support	5	4	4	-	-	-	1	1	-	-
Game laws	20	9	2	1	6	-	11	10	1	-
Liquor laws	59	7	4	1	2	-	52	49	2	1
Minor assault	31	-	-	-	-	-	31	29	-	2
Other minor offenses	100	5	3	-	2	-	95	89	1	5

* Includes check fraud

TABLE 25

DEFENDANTS DISPOSED OF BY OFFENSE AND TYPE OF DISPOSITION: 1970

Offense	Disposed of without conviction						Convicted			
	Total	Total	Dis- missed	Acquitted by Court	Jury	Other	Total	Plea of guilty	By Court	By Jury
Total	3,452	424	312	12	82	18	3,028	2,781	65	182
Major offense-total	3,277	395	285	12	80	18	2,882	2,654	59	169
Murder	30	10	3	1	3	3	20	11	-	9
Manslaughter	28	3	1	-	2	-	25	15	2	8
Criminal Negligence	23	1	-	-	1	-	22	19	1	2
Rape	60	26	16	2	6	2	34	26	2	6
Robbery:										
Aggravated robbery	132	24	16	1	5	2	108	88	1	19
Simple robbery	70	8	3	1	3	1	62	58	2	2
Aggravated assault	169	28	13	1	10	4	141	115	10	16
Burglary	627	50	39	-	10	1	577	551	4	22
Theft	409	45	34	1	9	1	364	336	4	24
Unlawful Use of Motor vehicle	197	10	7	1	2	-	187	178	4	5
Embezzlement and fraud*	119	13	10	1	1	1	106	102	-	2
Receiving stolen property	121	11	7	1	2	1	110	101	-	9
Forgery	272	16	14	-	2	-	256	241	5	10
Sex, except rape	113	20	13	-	7	-	93	80	4	9
Narcotics	741	100	88	1	10	1	641	610	14	17
Arson:										
Aggravated arson	9	4	3	-	-	1	5	4	-	1
Simple arson	16	7	5	1	1	-	9	9	-	-
Escape	55	4	4	-	-	-	51	50	-	1
Other major offenses	86	15	9	-	3	3	71	60	6	5
Minor offenses-total	175	29	27	-	2	-	146	127	6	13
Non support	13	3	3	-	-	-	10	10	-	-
Game laws	10	2	1	-	1	-	8	8	-	-
Liquor laws	76	17	16	-	1	-	59	54	1	4
Minor assault	30	1	1	-	-	-	29	23	-	6
Other minor offenses	46	6	6	-	-	-	40	32	5	3

* Includes check fraud

TABLE 26
AGE OF DEFENDANTS DISPOSED OF, BY OFFENSE: 1971

Offense	Total	A G E														Median Age
		17 & under	18	19	20	21	22	23	24	25-29	30-34	35-39	40-44	45 & over	Not given	
Total	4,367	34	497	609	501	380	342	296	250	587	299	163	125	180	104	22.5
Major offenses-total	4,152	33	483	597	488	368	324	276	236	555	286	151	116	157	82	22.3
Murder	37	3	2	2	4	-	1	-	1	8	5	2	3	4	2	
Manslaughter	19	-	1	-	1	2	2	-	1	3	3	-	2	1		
Criminal negligence	34	-	-	2	2	1	4	-	-	7	6	3	3	5	1	
Rape	58	3	5	3	2	3	7	3	1	14	5	5	3	4	-	
Robbery	273	7	38	33	21	27	26	20	20	28	27	11	7	6	2	
Aggravated assault	173	1	3	12	10	13	13	15	9	35	21	8	12	18	3	
Burglary	714	7	120	116	83	63	53	56	30	84	38	19	13	15	17	
Theft	510	1	64	63	50	29	23	23	31	100	45	32	21	18	10	
Unlawful Use of Motor vehicle	179	3	35	30	23	18	13	11	12	19	5	2	1	3	4	
Embezzlement*	161	-	9	6	12	8	7	7	11	36	23	13	9	17	3	
Receiving stolen property	173	1	22	16	26	9	11	8	14	28	14	5	7	9	3	
Forgery	314	4	17	37	27	31	27	30	17	50	28	9	11	19	7	
Sex	98	1	8	5	2	3	2	3	5	14	17	10	8	18	2	
Narcotics	1,205	1	139	246	194	143	123	93	74	97	35	15	13	10	22	
Arson	18	-	2	3	1	1	3	-	-	3	-	1	1	3	-	
Escape	70	1	4	7	12	8	4	3	4	14	4	6	2	1	-	
Other major	116	-	14	16	18	9	5	4	6	15	10	7	2	5	5	
Minor offense-total	215	1	14	12	13	12	18	20	14	32	13	12	9	23	22	24.4
Non support	5	-	-	-	-	-	-	-	-	2	-	-	-	1	2	
Game violation	20	-	-	-	1	1	-	-	4	3	1	2	1	2	5	
Liquor violation	59	-	1	1	2	4	6	6	4	6	4	3	2	9	11	
Minor assault	31	-	1	3	3	2	2	4	1	8	2	1	1	2	1	
Other minor assaults	100	1	12	8	7	5	10	10	5	13	6	6	5	9	3	

* Includes check frauds

TABLE 27

AGE OF DEFENDANTS DISPOSED OF, BY OFFENSE: 1970

Offense	Total	17 & under	18	19	20	21	22	23	24	25- 29	30- 34	35- 39	40- 44	45 & Over	Not Given	Median Age
Total	3,452	23	387	485	369	286	268	234	153	471	229	167	97	162	121	22.7
Major Offenses-total	3,277	23	382	472	363	276	246	224	145	443	221	158	86	141	97	22.5
Murder	30	2	-	-	1	-	2	2	1	6	4	4	3	3	2	
Manslaughter	28	1	1	1	1	1	2	-	1	2	5	6	-	7	-	
Criminal Negligence	23	-	-	1	3	-	3	1	-	6	2	2	2	2	1	
Rape	60	2	5	5	3	9	7	4	4	11	5	1	-	1	3	
Robbery	202	4	21	23	25	12	10	17	12	36	15	11	4	10	2	
Aggravated assault	169	1	7	11	13	13	16	11	4	27	12	18	5	23	8	
Burglary	627	5	111	93	75	55	35	36	30	78	28	29	18	14	20	
Theft	409	-	38	60	35	33	26	32	22	61	48	17	8	15	14	
Unlawful Use of Motor Vehicle	197	3	62	30	23	15	11	11	4	22	7	4	1	-	4	
Embezzlement and Fraud*	119	-	1	3	6	8	6	13	8	20	15	14	7	13	5	
Receiving Stolen Property	121	-	10	17	8	5	10	9	11	19	14	6	4	5	3	
Forgery	272	-	14	27	23	24	20	23	10	41	28	24	14	21	3	
Sex, except Rape	113	2	2	12	8	9	14	5	5	18	8	4	11	11	4	
Narcotics	741	2	105	162	119	80	76	53	26	61	14	10	5	6	22	20.8
Arson	25	1	2	4	1	2	1	-	1	5	2	-	-	3	3	
Escape	55	-	1	8	13	2	2	2	3	15	4	2	-	2	1	
Other major	86	-	2	15	6	8	5	5	3	15	10	6	4	5	2	
Minor Offenses-total	175	-	5	13	6	10	22	10	8	28	8	9	11	21	24	26.3
Non-support	13	-	-	-	-	1	1	-	-	3	1	2	2	2	1	
Game Laws	10	-	1	-	-	1	3	-	-	2	-	1	-	1	1	
Liquor laws	76	-	3	-	2	4	10	2	4	12	3	4	4	13	15	
Minor Assault	30	-	-	4	3	3	3	4	-	4	2	-	1	1	5	
Other Minor offenses	46	-	1	9	1	1	5	4	4	7	2	2	4	4	2	

* Includes check frauds

TABLE 28
SEX AND RACE OF DEFENDANTS DISPOSED OF, BY OFFENSE: 1971

Offense	SEX			RACE					
	Total	Male	Female	Total	White	Negro	Indian	Mexican	Otl
Total	4,367	3,900	467	4,367	3,784	404	146	29	4
Criminal homicide	90	83	7	90	63	21	4	2	-
Rape	58	58	-	58	44	10	3	1	-
Robbery	273	265	8	273	168	72	29	4	-
Aggravated assault	173	166	7	173	119	39	11	4	-
Burglary	714	703	11	714	612	58	39	3	2
Theft	510	466	44	510	452	47	9	2	-
Unlawful Use of Motor Veh.	179	171	8	179	150	11	15	3	-
Embezzlement	161	133	28	161	156	3	2	-	-
Receiving Stol. Property	173	160	13	173	158	11	4	-	-
Forgery	314	214	100	314	274	32	6	2	-
Sex	98	97	1	98	88	6	4	-	-
Narcotics	1,205	1,034	171	1,205	1,149	45	6	3	2
Misc. Major	204	187	17	204	182	16	5	1	-
Misc. Minor	215	163	52	215	169	33	9	4	-

SEX AND RACE OF DEFENDANTS DISPOSED OF, BY OFFENSE: 1970

Offense	SEX			RACE					
	Total	Male	Female	Total	White	Negro	Indian	Mexican	Oriental
Total	3,452	3,120	332	3,452	2,948	336	142	22	4
Criminal homicide	81	75	6	81	63	17	1	-	-
Rape	60	60	-	60	46	10	2	1	1
Robbery	202	195	7	202	121	65	15	1	-
Aggravated assault	169	152	17	169	117	32	17	3	-
Burglary	627	612	15	627	545	42	35	4	1
Theft	409	380	29	409	353	47	5	4	-
Unlawful Use of Motor Veh.	197	188	9	197	161	11	24	1	-
Embezz. and fraud	119	102	17	119	114	2	1	1	1
Forgery	272	184	88	272	222	36	11	2	1
Rec. Stolen Property	121	112	9	121	117	3	1	-	-
Sex except rape	113	113	-	113	100	8	3	2	-
Narcotics	741	649	92	741	696	39	4	2	-
Misc. major offenses	166	150	16	166	147	10	9	-	-
Misc. minor offenses	175	148	27	175	146	14	14	1	-

TABLE 29
 SENTENCE OF DEFENDANTS CONVICTED, BY OFFENSE: 1971

Offense	Total	Prison and reform.	YCC	Prob. or Sus. or stay. sentences	Jail or whks.	Fine or costs only	Other No Penalty
Total	3,863	556	322	2,375	348	258	4
Major offenses-total	3,673	556	322	2,285	308	198	4
Murder	24	17	6	1	-	-	-
Manslaughter	18	10	1	7	-	-	-
Criminal negligence	29	2	1	24	2	-	-
Rape	40	9	5	23	1	1	1
Robbery:							
Aggr. robbery	147	66	42	38	1	-	-
Simple robbery	94	33	23	30	8	-	-
Aggravated assault	147	36	11	83	11	6	-
Burglary	663	115	85	404	54	5	-
Theft	463	57	30	312	50	14	-
Unlawful Use of motor veh.	167	23	30	95	19	-	-
Embezzlement or fraud*	138	22	5	99	9	3	-
Rec. Stolen Property	161	21	9	120	5	6	-
Forgery	287	45	16	209	14	3	-
Sex except rape	88	22	4	54	6	-	2
Narcotics	1,032	37	25	711	108	151	-
Arson	14	2	-	11	1	-	-
Escape	65	26	22	7	9	1	-
Other major offenses	96	13	7	57	10	8	1
Minor offenses-total	190	-	-	90	40	60	-
Non support	1	-	-	-	-	1	-
Game laws	11	-	-	-	-	11	-
Liquor laws	52	-	-	23	4	25	-
Minor assault	31	-	-	12	16	3	-
Other minor offenses	95	-	-	55	20	20	-

* Includes check fraud

TABLE 30
SENTENCE OF DEFENDANTS CONVICTED, BY OFFENSE, 1970

Offense	Total	Prison and reform.	YCC	Prob. or sus. or stay. sentences	Jail or whks.	Fine or costs only	Other no penalty
Total	3,028	574	281	1,770	281	122	-
Major offenses-total	2,882	574	281	1,696	249	82	-
Murder	20	17	3	-	-	-	-
Manslaughter	25	16	4	5	-	-	-
Criminal negligence	22	2	3	16	1	-	-
Rape	34	13	5	13	3	-	-
Robbery:							
Aggravated robbery	108	59	30	18	1	-	-
Simple robbery	62	20	12	26	4	-	-
Aggravated assault	141	29	12	79	18	3	-
Burglary	577	133	83	319	38	4	-
Theft	364	58	25	243	31	7	-
Unlawful use of motor veh.	187	29	37	97	20	4	-
Embezzlement and fraud*	106	22	2	74	8	-	-
Receiving stolen property	110	12	4	81	7	6	-
Forgery	256	84	12	148	12	-	-
Sex except rape	93	24	12	47	8	2	-
Narcotics	641	18	28	465	77	53	-
Arson:							
Aggravated arson	5	1	-	4	-	-	-
Simple arson	9	1	1	6	1	-	-
Escape	51	27	8	9	7	-	-
Other major offenses	71	9	-	46	13	3	-
Minor offenses-total	146	-	-	74	32	40	-
Non support	10	-	-	10	-	-	-
Game laws	8	-	-	-	-	8	-
Liquor laws	59	-	-	36	9	14	-
Minor assault	29	-	-	14	9	6	-
Other minor offenses	40	-	-	14	14	12	-

* Includes check fraud

TABLE 31
DISPOSITION OF DEFENDANTS, BY COUNTY, 1971

County	Total defendants disposed of	Disposed of w/o conviction				Convicted and sentenced				Sentence for those convicted						
		Total	Dismissed	Acquitted by Court	Acquitted by Jury	No penalty	Total	Plead guilty	Found guilty by Court	Found guilty by Jury	Prison & reform.	YCC	Prob. or susp. sent.	Local jail whks., etc	Fine, costs only	Other no penalty
Total	4,367	504	381	14	100	9	3,863	3,629	38	196	556	322	2,375	348	258	4
Aitkin	4	-	-	-	-	-	4	4	-	-	1	2	1	-	-	-
Anoka	87	11	9	-	2	-	76	63	2	11	17	17	33	1	8	-
Becker	7	-	-	-	-	-	7	7	-	-	-	1	5	-	-	1
Beltrami	40	2	1	-	1	-	38	34	-	4	7	4	22	5	-	-
Benton	3	-	-	-	-	-	3	3	-	-	2	-	1	-	-	-
Big Stone	5	-	-	-	-	-	5	5	-	-	-	-	5	-	-	-
Blue Earth	92	20	18	-	2	-	72	68	-	4	4	-	54	4	10	-
Brown	29	4	3	-	1	-	25	22	-	3	2	-	22	1	-	-
Carlton	23	6	5	-	1	-	17	16	1	-	1	1	12	2	-	1
Carver	14	2	2	-	-	-	12	11	-	1	-	1	9	-	2	-
Cass	22	1	1	-	-	-	21	19	-	2	2	4	12	2	1	-
Chippewa	3	-	-	-	-	-	3	3	-	-	-	-	3	-	-	-
Chisago	11	-	-	-	-	-	11	11	-	-	-	1	5	1	4	-
Clay	29	6	6	-	-	-	23	22	1	-	-	-	20	2	1	-
Clearwater	2	-	-	-	-	-	2	2	-	-	-	-	-	1	-	1
Cook	3	1	-	-	1	-	2	1	-	1	1	-	1	-	-	-
Cottonwood	3	-	-	-	-	-	3	3	-	-	1	-	2	-	-	-
Crow Wing	17	1	-	-	1	-	16	13	-	3	2	4	10	-	-	-
Dakota	102	12	12	-	-	-	90	88	-	2	17	2	71	-	-	-
Dodge	11	2	2	-	-	-	9	9	-	-	-	-	7	2	-	-
Douglas	16	3	3	-	-	-	13	11	1	1	-	-	12	-	1	-
Faribault	38	7	7	-	-	-	31	20	2	9	6	-	21	1	3	-
Fillmore	8	2	2	-	-	-	6	5	1	-	-	-	5	-	1	-
Freeborn	15	3	3	-	-	-	12	12	-	-	1	-	11	-	-	-
Goodhue	19	4	3	-	1	-	15	15	-	-	3	-	12	-	-	-
Grant	-	-	-	-	-	-	-	-	-	-	-	-	-	-	-	-
Hennepin	1,776	168	131	5	28	4	1,608	1,534	13	61	235	105	1,020	153	95	-
Houston	17	1	1	-	-	-	16	16	-	-	-	2	9	2	3	-
Hubbard	14	1	-	1	-	-	13	12	1	-	1	-	8	-	4	-
Isanti	11	2	2	-	-	-	9	6	1	2	4	1	1	-	3	-

TABLE 31
DISPOSITION OF DEFENDANTS, BY COUNTY, 1971

County	Total defendants disposed of	Disposed of w/o conviction					Convicted and sentenced				Sentence for those convicted					
		Total	Dismissed	Acquitted by Court	Jury	No penalty	Total	Plead guilty	Found guilty by Court	Found guilty by Jury	Prison & reform.	YCC	Prob. or susp. sent.	Local jail whks. etc.	Fine, costs only	Other no penalty
Itasca	64	4	1	-	3	-	60	58	-	2	7	9	34	4	6	-
Jackson	1	1	1	-	-	-	-	-	-	-	-	-	-	-	-	-
Kanabec	5	-	-	-	-	-	5	5	-	-	-	-	5	-	-	-
Kandiyohi	53	5	3	-	1	1	48	43	-	5	8	3	31	4	2	-
Kittson	5	-	-	-	-	-	5	4	-	1	3	-	2	-	-	-
Koochiching	66	8	2	1	5	-	58	55	-	3	1	2	50	2	3	-
Lac Qui Parle	1	-	-	-	-	-	1	1	-	-	-	-	1	-	-	-
Lake	13	3	1	1	1	-	10	9	1	-	-	-	8	1	1	-
Lake of the Woods	6	-	-	-	-	-	6	6	-	-	-	-	6	-	-	-
LeSueur	19	-	-	-	-	-	19	19	-	-	2	1	13	1	2	-
Lincoln	2	-	-	-	-	-	2	2	-	-	-	-	2	-	-	-
Lyon	17	2	1	-	1	-	15	15	-	-	2	2	11	-	-	-
McLeod	4	-	-	-	-	-	4	3	-	1	1	-	3	-	-	-
Mahnomen	6	-	-	-	-	-	6	5	-	1	2	-	4	-	-	-
Marshall	7	-	-	-	-	-	7	7	-	-	1	2	3	-	1	-
Martin	27	6	3	-	3	-	21	19	1	1	-	1	20	-	-	-
Meeker	5	-	-	-	-	-	5	4	-	1	-	2	3	-	-	-
Mille Lacs	4	1	-	-	1	-	3	3	-	-	-	-	2	1	-	-
Morrison	15	1	1	-	-	-	14	14	-	-	3	-	9	1	1	-
Mower	32	5	4	-	-	1	27	25	1	1	4	1	20	-	2	-
Murray	5	2	-	1	1	-	3	2	1	-	-	1	2	-	-	-
Nicollet	10	-	-	-	-	-	10	9	-	1	-	-	9	1	-	-
Nobles	16	-	-	-	-	-	16	14	-	2	-	3	12	-	1	-
Norman	6	-	-	-	-	-	6	6	-	-	-	-	6	-	-	-
Olmsted	82	14	13	-	-	1	68	66	-	2	4	1	42	14	7	-
Otter Tail	30	2	2	-	-	-	28	26	2	-	1	-	20	2	5	-
Pennington	18	1	1	-	-	-	17	17	-	-	3	-	13	-	1	-
Pine	27	3	3	-	-	-	24	24	-	-	2	13	7	1	1	-
Pipestone	8	-	-	-	-	-	8	8	-	-	1	2	5	-	-	-
Polk	19	-	-	-	-	-	19	19	-	-	1	1	16	-	1	-
Pope	10	3	3	-	-	-	7	7	-	-	1	1	3	-	2	-

TABLE 31
DISPOSITION OF DEFENDANTS, BY COUNTY, 1971

County	Total defendants disposed of	Disposed of w/o conviction				Convicted and sentenced				Sentence for those convicted						
		Total	Dismissed	Acquitted by Court	Jury	No penalty	Total	Plead guilty	Found guilty by Court	Jury	Prison & reform.	YCC	Prob. or susp. sent.	Local jail whks. etc.	Fine, costs only	Other no penalty
Ramsey	682	99	68	4	27	-	583	534	7	42	98	85	246	97	57	-
Red Lake	-	-	-	-	-	-	-	-	-	-	-	-	-	-	-	-
Redwood	5	1	1	-	-	-	4	4	-	-	1	2	1	-	-	-
Renville	9	2	2	-	-	-	7	6	-	1	2	1	3	-	1	-
Rice	15	2	2	-	-	-	13	11	1	1	2	2	9	-	-	-
Rock	5	1	-	-	1	-	4	4	-	-	-	-	4	-	-	-
Roseau	16	-	-	-	-	-	16	15	-	1	2	2	12	-	-	-
St. Louis	249	30	18	-	10	2	219	202	1	16	26	17	138	30	7	1
Scott	48	6	6	-	-	-	42	42	-	-	3	2	31	2	4	-
Sherburne	38	1	-	-	1	-	37	35	-	2	13	9	14	1	-	-
Sibley	10	2	2	-	-	-	8	8	-	-	-	-	8	-	-	-
Stearns	35	2	2	-	-	-	33	33	-	-	3	3	24	1	2	-
Steele	17	2	1	-	1	-	15	14	-	1	5	-	10	-	-	-
Stevens	2	-	-	-	-	-	2	2	-	-	1	-	1	-	-	-
Swift	5	1	-	-	1	-	4	3	-	1	2	1	1	-	-	-
Todd	4	-	-	-	-	-	4	4	-	-	-	-	4	-	-	-
Traverse	10	-	-	-	-	-	10	10	-	-	-	-	9	-	1	-
Wabasha	7	1	1	-	-	-	6	6	-	-	2	-	3	-	1	-
Wadena	-	-	-	-	-	-	-	-	-	-	-	-	-	-	-	-
Waseca	14	3	3	-	-	-	11	11	-	-	3	1	6	1	-	-
Washington	107	20	17	-	3	-	87	83	-	4	32	3	45	3	4	-
Watsonwan	14	3	2	-	1	-	11	11	-	-	-	-	11	-	-	-
Wilkin	7	1	1	-	-	-	6	6	-	-	-	-	3	-	3	-
Winona	37	4	3	-	1	-	33	31	-	2	2	3	24	2	2	-
Wright	25	3	2	1	-	-	22	22	-	-	5	1	12	1	3	-
Yellow Medicine	2	-	-	-	-	-	2	2	-	-	-	-	-	1	1	-

TABLE 32
DISPOSITION OF DEFENDANTS, BY COUNTY, 1970

County	Total defendants disposed of	Disposed of w/o conviction					Convicted and sentenced				Sentence for those convicted				
		Total	Dismissed	Acquitted by Court	Jury	No penalty	Total	Plead guilty	Found guilty by Court	Jury	Prison & reform.	YCC	Prob. or susp. sent.	Local jail whks. etc.	Fine, costs only
Total	3,466	425	313	12	82	18	3,041	2,793	65	183	580	282	1,775	281	123
Aitkin	7	4	3	-	1	-	3	3	-	-	-	1	2	-	-
Anoka	55	5	3	-	2	-	50	43	4	3	8	8	29	2	3
Becker	15	2	-	-	-	2	13	11	1	1	-	-	10	3	-
Beltrami	44	6	6	-	-	-	38	35	-	3	9	1	23	4	1
Benton	20	1	-	-	-	1	19	19	-	-	5	2	12	-	-
Big Stone	4	2	2	-	-	-	2	2	-	-	2	-	-	-	-
Blue Earth	33	10	10	-	-	-	23	21	1	1	4	1	17	1	-
Brown	26	1	-	-	-	1	25	22	-	3	4	1	20	-	-
Carlton	18	5	3	-	2	-	13	12	1	-	1	-	12	-	-
Carver	19	2	2	-	-	-	17	17	-	-	2	2	12	-	1
Cass	14	2	2	-	-	-	12	12	-	-	3	3	3	3	-
Chippewa	1	-	-	-	-	-	1	1	-	-	1	-	-	-	-
Chisago	12	2	2	-	-	-	10	10	-	-	2	-	7	1	-
Clay	30	6	5	-	1	-	24	23	-	1	1	1	20	1	1
Clearwater	3	-	-	-	-	-	3	3	-	-	1	-	-	2	-
Cook	9	1	-	-	1	-	8	8	-	-	-	-	8	-	-
Cottonwood	6	1	1	-	-	-	5	5	-	-	-	-	2	-	3
Crow Wing	14	-	-	-	-	-	14	13	-	1	2	1	11	-	-
Dakota	71	11	11	-	-	-	60	58	-	2	8	6	41	2	3
Dodge	17	4	1	1	2	-	13	12	-	1	1	-	10	-	2
Douglas	16	-	-	-	-	-	16	15	-	1	2	-	11	-	3
Faribault	19	1	1	-	-	-	18	14	-	4	2	-	16	-	-
Fillmore	18	1	1	-	-	-	17	15	1	1	-	4	10	1	2
Freeborn	45	9	7	-	2	-	36	31	2	3	9	2	23	2	-
Goodhue	16	3	2	-	1	-	13	11	-	2	3	1	8	-	1
Grant	5	-	-	-	-	-	5	5	-	-	2	-	3	-	-
Hennepin	1,214	104	71	5	20	8	1,210	1,125	24	61	251	101	729	121	8
Houston	1	-	-	-	-	-	1	1	-	-	1	-	-	-	-
Hubbard	2	1	1	-	-	-	1	1	-	-	-	-	1	-	-
Isanti	9	4	4	-	-	-	5	5	-	-	-	-	5	-	-

TABI 32
DISPOSITION OF DEFENDANTS, BY COUNTY 1970

County	Total defendants disposed of	Disposed of w/o conviction				Convicted and sentenced				Sentence for those convicted				
		Total	Dismissed	Acquitted by Court Jury	No penalty	Total	Plead guilty	Found guilty by Court	Found guilty by Jury	Prison & reform.	YCC	Prob. or susp. sent.	Local jail whks. etc.	Fine, costs only
Itasca	57	4	4	-	-	53	53	-	-	1	7	37	3	5
Jackson	1	-	-	-	-	1	1	-	-	-	-	1	-	-
Kanabec	2	-	-	-	-	2	2	-	-	-	-	2	-	-
Kandiyohi	35	3	1	-	2	32	26	-	6	8	3	15	4	2
Kittson	4	1	-	1	-	3	3	-	-	-	-	1	-	2
Koochiching	42	1	1	-	-	41	37	-	4	1	3	33	2	2
Lac Qui Parle	1	-	-	-	-	1	-	-	1	1	-	-	-	-
Lake	6	3	-	2	1	3	3	-	-	-	-	2	1	-
Lake of the woods	-	-	-	-	-	-	-	-	-	-	-	-	-	-
LeSueur	18	1	1	-	-	17	16	1	-	5	-	11	-	1
Lincoln	3	-	-	-	-	3	3	-	-	-	2	1	-	-
Lyon	17	-	-	-	-	17	17	-	-	1	2	14	-	-
McLeod	22	10	9	-	1	12	12	-	-	-	-	11	1	-
Mahnomen	1	-	-	-	-	1	1	-	-	-	-	1	-	-
Marshall	8	-	-	-	-	8	8	-	-	-	1	7	-	-
Martin	11	4	3	-	1	7	7	-	-	-	-	7	-	-
Meeker	10	-	-	-	-	10	9	-	1	1	2	7	-	-
Mille Lacs	10	-	-	-	-	10	10	-	-	-	1	9	-	-
Morrison	3	-	-	-	-	3	3	-	-	2	1	-	-	-
Mower	27	2	1	-	1	25	23	1	1	2	1	14	6	2
Murray	9	-	-	-	-	9	9	-	-	1	-	7	1	-
Nicollet	5	2	-	-	2	3	3	-	-	-	-	3	-	-
Nobles	6	1	-	-	1	5	5	-	-	1	-	4	-	-
Norman	7	3	3	-	-	4	4	-	-	-	-	3	-	1
Olmsted	50	11	11	-	-	39	37	-	2	5	2	20	8	4
Otter Tail	21	2	2	-	-	19	19	-	-	2	-	11	1	5
Pennington	11	-	-	-	-	11	11	-	-	4	1	5	-	1
Pine	21	-	-	-	-	21	21	-	-	13	3	5	-	-
Pipestone	11	3	1	-	2	8	8	-	-	-	1	7	-	-
Polk	22	-	-	-	-	22	20	-	2	6	1	15	-	-
Pope	8	3	3	-	-	5	5	-	-	1	-	4	-	-
Ramsey	655	123	96	2	24	532	469	18	45	122	67	193	90	60

TABLE 32
DISPOSITION OF DEFENDANTS, BY COUNTY, 1970

County	Total defendants disposed of	Disposed of w/o conviction				Convicted and sentenced				Sentence for those convicted					
		Total	Dismissed	Acquitted by court	Jury	No penalty	Total	Plead guilty	Found guilty by Court	Jury	Prison & reform.	YCC	Prob. or susp. sent.	Local jail whks. etc.	Fine, costs only
Red Lake	1	-	-	-	-	-	1	1	-	-	-	-	1	-	-
Redwood	3	1	1	-	-	-	2	-	-	2	1	-	1	-	-
Renville	3	-	-	-	-	-	3	3	-	-	-	-	3	-	-
Rice	14	1	1	-	-	-	13	12	-	1	6	1	5	-	1
Rock	1	-	-	-	-	-	1	1	-	-	-	-	1	-	-
Roseau	2	-	-	-	-	-	2	2	-	-	-	-	2	-	-
St. Louis-Duluth	137	16	9	1	5	1	121	100	5	16	27	17	70	6	1
Hibbing	40	9	6	-	3	-	31	29	-	2	4	6	21	-	-
Virginia	19	2	-	-	1	1	17	15	-	2	2	-	11	2	2
Scott	19	5	5	-	-	-	14	13	-	1	-	5	6	-	3
Sherburne	16	2	1	1	-	-	14	9	3	2	3	-	6	5	-
Sibley	9	1	1	-	-	-	8	8	-	-	2	1	4	1	-
Stearns	35	-	-	-	-	-	35	34	-	1	4	3	26	2	-
Steele	16	1	1	-	-	-	15	15	-	-	1	2	11	1	-
Stevens	6	-	-	-	-	-	6	6	-	-	-	-	6	-	-
Swift	4	3	1	-	1	1	1	1	-	-	-	-	1	-	-
Todd	10	1	1	-	-	-	9	9	-	-	-	-	9	-	-
Traverse	2	-	-	-	-	-	2	2	-	-	-	-	2	-	-
Wabasha	8	1	1	-	-	-	7	7	-	-	-	-	6	-	1
Wadena	1	-	-	-	-	-	1	1	-	-	-	1	-	-	-
Waseca	16	-	-	-	-	-	16	15	-	1	2	1	13	-	-
Washington	76	9	7	-	2	-	67	66	-	1	22	7	35	1	2
Watonwan	15	4	-	-	4	-	11	10	-	1	-	1	10	-	-
Wilkin	6	-	-	-	-	-	6	5	-	1	-	1	5	-	-
Winona	18	2	2	-	-	-	16	14	1	1	2	-	13	1	-
Wright	21	2	2	-	-	-	19	16	2	1	3	3	11	2	-
Yellow Medicine	1	-	-	-	-	-	1	1	-	-	-	-	1	-	-

TABLE 33
DISPOSITION OF MAJOR OFFENSES IN DISTRICT COURT
(1933 - 1971)

Year	Total	Prison or Reform.		Prob. or Sup. Sent.		YCC*		Other	
		Number	Percent	Number	Percent	Number	Percent	Number	Percent
1933	1,838	1,039	56.5	435	23.7	-	-	364	19.8
1934	1,707	906	53.1	442	25.9	-	-	359	21.0
1935	1,878	966	51.4	585	31.2	-	-	327	17.4
1936	1,680	789	47.0	573	34.1	-	-	318	18.9
1937	1,676	757	45.2	672	40.1	-	-	247	14.7
1938	2,001	903	45.1	788	39.4	-	-	310	15.5
1939	1,873	859	45.9	740	39.5	-	-	274	14.6
1940	1,807	788	43.6	719	39.8	-	-	300	16.6
1941	1,522	683	44.9	661	43.4	-	-	178	11.7
1942	1,166	518	44.4	496	42.5	-	-	152	13.0
1943	826	406	49.2	330	40.0	-	-	90	10.9
1944	735	321	43.7	292	39.7	-	-	122	16.6
1945	821	386	47.0	316	38.5	-	-	119	14.5
1946	1,096	445	40.6	512	46.7	-	-	139	12.7
1947	1,209	450	37.2	609	50.4	-	-	150	12.4
1948	1,351	408	30.2	647	47.9	149	11.0	147	10.9
1949	1,341	390	29.1	636	47.4	168	12.5	147	11.0
1950	1,418	403	28.4	666	47.0	222	15.7	127	9.0
1951	1,359	364	26.8	660	48.6	173	12.7	162	11.9
1952	1,378	399	29.0	697	50.6	180	13.1	102	7.4
1953	1,398	400	28.6	647	46.3	181	12.9	170	12.2
1954	1,586	492	31.0	723	45.6	219	13.8	152	9.6
1955	1,366	359	26.3	701	51.3	206	15.1	100	7.3
1956	1,395	407	29.2	655	46.9	252	18.1	81	5.8
1957	1,432	399	27.8	681	47.6	245	17.1	107	7.5
1958	1,611	455	28.2	776	48.2	258	16.0	122	7.6
1959	1,480	410	27.7	719	48.6	238	16.1	113	7.6
1960	1,589	385	24.2	816	51.4	269	16.9	119	7.5
1961	1,835	428	23.3	997	54.3	271	14.8	139	7.6
1962	1,792	460	25.7	910	50.8	276	15.4	146	8.1
1963	1,772	437	24.7	926	52.3	251	14.2	158	8.8
1964	1,799	540	30.0	809	45.0	319	17.7	131	7.3
1965	1,567	446	28.5	749	47.8	251	16.0	121	7.7
1966	1,528	441	28.9	745	48.8	215	14.1	127	8.2
1967	1,723	401	23.3	915	53.1	262	15.2	145	8.4
1968	2,045	487	23.8	1,086	53.1	278	13.6	194	9.5
1969	2,338	514	22.0	1,304	55.8	295	12.6	225	9.6
1970	2,882	574	19.9	1,696	58.9	281	9.7	331	11.5
1971	3,673	556	15.1	2,285	62.2	322	8.8	510	13.9

* Youth Conservation Commission started to receive commitments March 10, 1948.

PART I AND PART II
OFFENSES, CLEARANCES AND CRIME RATES
BY LAW ENFORCEMENT AGENCY
1971-1970

TABLE 34 OFFENSES, CLEARANCES, PERCENT CLEARED BY AGENCY - 1971 AND 1970

Area NCIC Number	1971 C %	Grand Total	Total Part I	Mur/non-neg. Neg. mansl.	Rape	Robbery	Aggr. assault	Burglary	Lar O \$50	Lar U \$50	Auto theft	
AITKIN COUNTY SHERIFF MN0010000	1971	498	385	1	+	1	-	250	91	36	6	
	C	100	24	-	-	-	-	20	1	1	2	
	%	20	6	-	-	-	-	8	1	3	33	
	1970	-	327	1	-	1	-	223	87	13	2	
	C	-	9	1	-	1	-	5	1	-	1	
	%	-	3	100	-	100	-	2	1	-	50	
ANOKA COUNTY	1971	13126	6540	2	-	22	51	35	1427	1881	2709	413
	C	4057	1159	2	-	8	11	21	147	114	818	38
	%	31	18	100	-	36	22	60	10	6	30	9
	1970	-	5779	-	-	17	52	40	981	1872	2479	338
	C	-	1118	-	-	8	8	18	104	102	826	52
	%	-	19	-	-	47	15	45	11	5	33	15
SHERIFF MN0020000	1971	887	424	-	-	2	4	3	182	144	50	39
	C	55	24	-	-	2	1	3	10	2	2	4
	%	6	6	-	-	100	25	100	5	1	4	10
	1970	-	399	-	-	4	3	4	158	146	61	23
	C	-	23	-	-	1	2	3	8	1	2	6
	%	-	6	-	-	25	67	75	5	1	3	26
ANOKA PD MN0020100	1971	1534	747	-	-	-	8	4	217	216	256	46
	C	427	82	-	-	-	1	3	14	10	48	6
	%	28	11	-	-	-	13	75	6	5	19	13
	1970	-	757	-	-	-	6	3	138	264	293	53
	C	-	105	-	-	-	2	1	26	9	46	21
	%	-	14	-	-	-	33	33	19	3	16	40
BLAINE PD MN0020200	1971	2154	913	1	-	3	6	4	243	240	376	40
	C	870	134	1	-	1	1	2	34	20	67	8
	%	40	15	100	-	33	17	20	14	8	18	20
	1970	-	610	-	-	1	-	-	120	174	279	36
	C	-	44	-	-	-	-	-	11	5	28	-
	%	-	7	-	-	-	-	-	9	29	10	-
CIRCLE PINES PD MN0020300	1971	459	96	-	-	2	1	1	7	42	34	9
	C	141	8	-	-	-	-	-	-	4	3	1
	%	31	8	-	-	-	-	-	-	10	9	11
	1970	-	78	-	-	-	-	-	12	39	24	3
	C	-	20	-	-	-	-	-	1	5	12	2
	%	-	26	-	-	-	-	-	8	13	50	66

* Prior Case

** Data not reported or incomplete

*** Not a contributor

+ Repealed July 1, 1971

Total Part II	Other assaults	Arson	Forgery/counter.	Fraud	Embezzlement	Stolen property	Vandalism	Weapons	Prostitution	Other sex off.	Narcotic	Gambling	Family/child.	D.U.I.	Liquor laws	Drunkenness+	Disorderly	Vagrancy	Other
113	4	1	14	8	-	2	25	-	-	1	2	-	3	9	5	2	2	1	34
76	4	1	14	6	-	2	3	-	-	1	-	-	3	5	5	2	-	1	29
67	100	100	100	75	-	100	12	-	-	100	-	-	100	56	100	100	-	100	85
	9																		
	7																		
	78																		
	Not Available																		
6586	397	28	71	398	1	67	1968	88	1	157	147	3	38	161	265	183	1193	29	1391
2898	191	7	25	298	-	33	265	37	1	35	93	-	6	161	246	158	561	25	756
44	48	25	35	75	-	49	13	42	100	22	63	-	16	100	93	86	47	86	54
	277																		
	124																		
	45																		
	Not Available																		
463	2	4	2	4	-	14	104	-	-	3	11	-	3	2	3	21	175	-	115
31	1	-	-	-	-	1	1	-	-	-	10	-	-	2	2	9	3	-	2
7	50	-	-	-	-	7	1	-	-	-	91	-	-	100	67	43	2	-	2
	-																		
	-																		
	-																		
	Not Available																		
787	36	1	5	75	-	1	211	2	-	25	23	-	4	27	76	32	112	2	155
345	8	-	-	45	-	-	14	-	-	1	11	-	-	27	77	25	21	2	114
44	22	-	-	60	-	-	7	-	-	4	48	-	-	100	101*	78	19	100	74
	33																		
	5																		
	15																		
	Not Available																		
1241	76	4	11	133	1	24	357	13	1	15	33	-	7	7	49	15	244	4	247
736	63	3	4	88	-	11	81	11	1	8	26	-	2	7	49	15	154	4	209
59	83	75	54	66	-	46	23	85	100	53	79	-	29	100	100	100	63	100	85
	2																		
	1																		
	50																		
	Not Available																		
363	-	2	-	-	-	-	63	-	-	1	-	-	-	1	4	1	84	2	205
133	-	-	-	-	-	-	8	-	-	-	-	-	-	1	3	1	34	2	84
37	-	-	-	-	-	-	13	-	-	-	-	-	-	100	75	100	40	100	41
	-																		
	-																		
	-																		
	Not Available																		

		Grand Total	Total Part I	Mur/non-neg.	Neg. Mansl.	Rape	Robbery	Aggr. assault	Burglary	Lar O \$50	Lar U \$50	Auto Theft
COLUMBIA HGTS. PD MN0020400	1971	1988	1137	-	-	7	15	1	227	304	488	95
	C	608	197	-	-	3	3	-	12	14	159	6
	%	31	17	-	-	43	20	-	5	5	33	6
1970	O		1130	-	-	2	21	2	199	311	513	82
	C		267	-	-	-	2	1	17	13	225	9
	%		24	-	-	-	9	50	8	4	44	11
COON RAPIDS PD MN0020500	1971	2604	1386	-	-	4	3	12	318	329	662	58
	C	610	243	-	-	1	-	7	35	32	164	4
	%	23	18	-	-	25	-	58	11	10	25	7
1970	O		1053	-	-	3	4	24	146	350	475	51
	C		135	-	-	1	-	10	24	15	76	9
	%		13	-	-	33	-	42	16	4	16	18
FRIDLEY PD MN0020600	1971	2549	1497	-	-	2	12	9	150	480	753	91
	C	872	433	-	-	-	5	5	30	26	363	4
	%	34	29	-	-	-	42	56	20	5	48	4
1970	O		1500	-	-	4	17	1	140	507	757	74
	C		494	-	-	4	2	1	7	51	424	5
	%		33	-	-	100	12	100	5	10	56	7
LINO LAKES PD MN0020700	1971	166	59	-	-	1	-	1	19	19	9	10
	C	15	1	-	-	-	-	1	-	-	-	-
	%	9	2	-	-	-	-	100	-	-	-	-
1970	O		72	-	-	1	-	5	12	29	17	8
	C		3	-	-	-	-	1	2	-	-	-
	%		4	-	-	-	-	20	17	-	-	-
SPRING LK. PK. MN0020800	1971	720	216	1	-	1	1	-	42	80	71	20
	C	459	37	1	-	1	-	-	12	6	12	5
	%	64	17	100	-	100	-	-	29	8	17	25
1970	O		139	-	-	1	1	1	42	34	52	8
	C		24	-	-	1	-	1	6	3	13	-
	%		17	-	-	100	-	100	14	9	25	-
EAST BETHEL PD MN0020900	1971	65	65	-	-	-	1	-	22	27	10	5
	C	-	-	-	-	-	-	-	-	-	-	-
	%	-	-	-	-	-	-	-	-	-	-	-
1970	O		41	-	-	1	-	-	14	18	8	-
	C		3	-	-	1	-	-	2	-	-	-
	%		7	-	-	100	-	-	14	-	-	-

* Prior Case

** Data not reported or incomplete

*** Not a contributor

+ Repealed July 1, 1971

Total Part II	Other assaults	Arson	Forgery/counter.	Fraud	Embezzlement	Stolen property	Vandalism	Weapons	Prostitution	Other sex off.	Narcotic	Gambling	Family/child.	D.U.I.	Liquor laws	Drunkenness+	Disorderly	Vagrancy	Other
851	62	4	10	149	-	3	254	2	-	28	9	-	3	9	27	38	36	-	217
411	15	-	9	142	-	2	24	2	-	6	5	-	-	9	24	38	30	-	105
48	24	-	90	95	-	67	9	100	-	21	56	-	-	100	89	100	83	-	48
	65																		
	39																		
	60																		
	Not Available																		
1218	132	6	13	12	-	9	540	61	-	47	51	2	8	47	40	30	50	12	158
367	60	2	6	3	-	4	55	15	-	11	25	-	-	47	26	26	23	8	56
30	45	33	46	25	-	44	10	25	-	23	49	-	-	100	65	87	46	67	35
	94																		
	32																		
	34																		
	Not Available																		
1052	80	1	25	7	-	1	326	-	-	32	12	-	1	50	38	22	365	7	85
439	38	-	4	4	-	-	26	-	-	6	10	-	-	50	38	22	197	7	37
42	48	-	16	54	-	-	8	-	-	19	83	-	-	100	100	100	54	100	44
	68																		
	34																		
	50																		
	Not Available																		
107	1	3	1	-	-	-	13	-	-	-	-	1	9	2	1	3	31	-	42
14	-	-	-	-	-	-	1	-	-	-	-	-	1	2	-	-	5	-	4
13	-	-	-	-	-	-	8	-	-	-	-	-	11	100	-	-	16	-	10
	2																		
	1																		
	50																		
	Not Available																		
504	8	3	4	18	-	15	100	10	-	6	8	-	3	16	27	21	96	2	167
422	6	2	2	16	-	15	55	9	-	3	6	-	3	16	27	21	94	2	145
84	75	67	50	89	-	100	55	90	-	50	75	-	100	100	100	100	98	100	87
	13																		
	12																		
	92																		
	Not Available																		
	Not Available																		
	Not Available																		
	Not Available																		

		Grand Total	Total Part I	Mur/non-neg.	Neg. Mansl.	Rape	Robbery	Aggr. assault	Burglary	Lar O \$50	Lar U \$50	Auto Theft
BECKER COUNTY	1971 O	986	397	-	-	1	1	8	92	82	185	28
	C	621	116	-	-	1	1	7	19	5	75	8
	%	63	29	-	-	100	100	88	21	6	41	29
	1970 O		136	-	3	2	-	3	44	45	34	5
	C		42	-	3	2	-	3	8	9	15	2
	%		31	-	100	100	-	100	18	20	44	40
SHERIFF MN0030000	1971 O	226	33	-	-	1	-	6	5	2	15	4
	C	223	31	-	-	1	-	6	5	2	14	3
	%	99	94	-	-	100	-	100	100	100	93	75
	1970 O		27	-	3	2	-	3	6	2	9	2
	C		27	-	3	2	-	3	6	2	9	2
	%		100	-	100	100	-	100	100	100	100	100
DETROIT LK. PD MN0030100	1971 O	760	364	-	-	-	1	2	87	80	170	24
	C	398	85	-	-	-	1	1	14	3	61	5
	%	52	23	-	-	-	100	50	16	4	36	21
	1970 O		109	-	-	-	-	-	38	43	25	3
	C		15	-	-	-	-	-	2	7	6	-
	%		14	-	-	-	-	-	5	16	24	-
BELTRAMI COUNTY	1971 O	1450	781	-	-	2	2	7	163	207	339	61
	C	711	129	-	-	2	-	7	23	13	71	13
	%	49	17	-	-	100	-	100	14	6	21	21
	1970 O		580	-	-	-	3	6	127	178	234	32
	C		99	-	-	-	3	5	8	9	62	12
	%		17	-	-	-	100	83	6	5	26	38
SHERIFF MN0040000	1971 O	370	243	-	-	1	2	6	90	85	40	19
	C	142	38	-	-	1	-	6	13	6	6	6
	%	38	16	-	-	100	-	100	14	7	15	32
	1970 O		170	-	-	-	1	3	78	58	23	7
	C		15	-	-	-	1	3	3	1	4	3
	%		9	-	-	-	100	100	4	2	17	43
BEMIDJI PD MN0040100	1971 O	1080	538	-	-	1	-	1	73	122	299	42
	C	569	91	-	-	1	-	1	10	7	65	7
	%	53	17	-	-	100	-	100	14	6	22	17
	1970 O		410	-	-	-	2	3	49	120	211	25
	C		84	-	-	-	2	2	5	8	58	9
	%		20	-	-	-	100	67	10	7	27	36

* Prior Case

** Data not reported or incomplete

*** Not a contributor

+ Repealed July 1, 1971

Total Part II	Other assaults	Arson	Forgery	Fraud	Embezzlement	Stolen property	Vandalism	Weapons	Prostitution	Other sex off.	Narcotic	Gambling	Family/child.	D.U.I.	Liquor laws	Drunkenness+	Disorderly	Vagrancy	Other
589	30	1	8	2	-	9	54	1	-	-	26	-	7	71	115	32	31	3	199
505	26	-	5	2	-	9	5	1	-	-	27	-	7	72	101	26	30	3	191
86	87	-	63	100	-	100	9	100	-	-	104*	-	100	101*	88	81	97	100	96
	17																		
	16																		
	94																		
	Not Available																		
193	15	-	5	2	-	6	-	-	-	-	13	-	5	33	8	10	3	-	93
192	14	-	5	2	-	6	-	-	-	-	13	-	5	33	8	10	3	-	93
99	93	-	100	100	-	100	-	-	-	-	100	-	100	100	100	100	100	-	100
	12																		
	12																		
	100																		
	Not Available																		
396	15	1	3	-	-	3	54	1	-	-	13	-	2	38	107	22	28	3	106
313	12	-	-	-	-	3	5	1	-	-	14	-	2	39	93	16	27	3	98
79	80	-	-	-	-	100	9	100	-	-	108*	-	100	103*	87	73	96	100	92
	5																		
	4																		
	80																		
	Not Available																		
669	10	-	25	7	-	2	74	1	-	4	3	-	4	51	60	173	165	1	89
582	9	-	21	5	-	2	7	-	-	4	3	-	4	51	54	173	165	1	83
87	90	-	84	71	-	100	9	-	-	100	100	-	100	100	90	100	100	100	93
	12																		
	9																		
	75																		
	Not Available																		
127	3	-	24	2	-	2	13	1	-	2	1	-	4	15	7	3	7	-	289
104	3	-	20	2	-	2	1	-	-	2	1	-	4	15	7	3	7	-	37
82	100	-	83	100	-	100	8	-	-	100	100	-	100	100	100	100	100	-	86
	5																		
	3																		
	60																		
	Not Available																		
542	7	-	1	5	-	-	61	-	-	2	2	-	-	36	53	170	158	1	46
478	6	-	1	3	-	-	6	-	-	2	2	-	-	36	47	170	158	1	46
88	86	-	100	60	-	-	10	-	-	100	100	-	-	100	89	100	100	100	100
	7																		
	6																		
	86																		
	Not Available																		

		Grand Total	Total Part I	Mur/non-neg.	Neg. mansl.	Rape	Robbery	Aggr. assault	Burglary	Lar O \$50	Lar U \$50	Auto theft
BENTON COUNTY	1971 O	146	73	-	-	1	-	3	20	34	8	7
	C	76	14	-	-	1	-	3	4	3	-	3
	%	52	19	-	-	100	-	100	20	9	-	43
1970 O	C		35	-	-	-	-	-	19	2	13	1
	%		7	-	-	-	-	-	5	-	2	-
			20	-	-	-	-	-	26	-	15	-
SHERIFF MN0050000	1971 O	75	62	-	-	1	-	2	19	29	8	3
	C	14	11	-	-	1	-	2	4	2	-	2
	%	19	18	-	-	100	-	100	21	7	-	67
1970 O	C	**										
	%	**										
SAUK RAPIDS PD MN0050200	1971 O	71	11	-	-	-	-	1	1	5	-	4
	C	62	3	-	-	-	-	1	-	1	-	1
	%	87	27	-	-	-	-	100	-	20	-	25
1970 O	C		35	-	-	-	-	-	19	2	13	1
	%		7	-	-	-	-	-	5	-	2	-
			20	-	-	-	-	-	26	-	15	-
BIG STONE CO.	1971 O	347	84	-	-	1	-	2	29	19	30	3
	C	277	31	-	-	1	-	2	8	7	11	2
	%	80	37	-	-	100	-	100	28	37	37	67
1970 O	C		60	-	-	-	-	2	17	15	25	1
	%		27	-	-	-	-	2	6	7	11	1
			45	-	-	-	-	100	35	47	44	100
SHERIFF MN0060000	1971 O	126	49	-	-	1	-	2	21	14	9	2
	C	82	16	-	-	1	-	2	3	5	3	2
	%	65	33	-	-	100	-	100	14	36	33	100
1970 O	C		31	-	-	-	-	1	9	12	8	1
	%		13	-	-	-	-	1	2	6	3	1
			42	-	-	-	-	100	22	50	38	100
ORTONVILLE PD MN0060100	1971 O	221	35	-	-	-	-	-	8	5	21	1
	C	195	15	-	-	-	-	-	5	2	8	-
	%	88	43	-	-	-	-	-	64	40	38	-
1970 O	C		29	-	-	-	-	1	8	3	17	-
	%		14	-	-	-	-	1	4	1	8	-
			48	-	-	-	-	100	50	33	47	-

* Prior Case
** Data not reported or incomplete
*** Not a contributor
+ Revealed July 1, 1971

Total Part II	Other assaults	Arson	Forgery/Counter.	Fraud	Embezzlement	Stolen property	Vandalism	Weapons	Prostitution	Other sex off.	Narcotic	Gambling	Family/child.	D.U.I.	Liquor laws	Drunkenness+	Disorderly	Vagrancy	Other					
73	-	-	1	-	-	-	9	1	-	-	-	-	-	49	6	3	2	-	2					
62	-	-	-	-	-	-	-	1	-	-	-	-	-	49	6	3	2	-	1					
85	-	-	-	-	-	-	-	100	-	-	-	-	-	100	100	100	100	-	50					
	1								Not Available															
	100																							
13	-	-	1	-	-	-	9	-	-	-	-	-	-	-	-	-	2	-	1					
3	-	-	-	-	-	-	-	-	-	-	-	-	-	-	-	-	2	-	1					
23	-	-	-	-	-	-	-	-	-	-	-	-	-	-	-	-	100	-	100					
	-								Not Available															
	-																							
60	-	-	-	-	-	-	-	1	-	-	-	-	-	49	6	3	-	-	1					
59	-	-	-	-	-	-	-	1	-	-	-	-	-	49	6	3	-	-	-					
98	-	-	-	-	-	-	-	100	-	-	-	-	-	100	100	100	-	-	-					
	1								Not Available															
	100																							
263	1	-	7	24	-	16	16	3	-	1	1	-	1	41	86	6	29	-	31					
246	1	-	7	24	-	11	10	3	-	-	1	-	1	41	86	6	29	-	26					
94	100	-	100	100	-	69	63	100	-	-	100	-	100	100	100	100	100	-	84					
	4								Not Available															
	4																							
	100																							
77	1	-	6	3	-	16	6	-	-	-	-	-	-	1	20	1	11	-	12					
66	1	-	6	3	-	11	3	-	-	-	-	-	-	1	20	1	11	-	9					
86	100	-	100	100	-	69	50	-	-	-	-	-	-	100	100	100	100	-	75					
	1								Not Available															
	100																							
186	-	-	1	21	-	-	10	3	-	1	1	-	1	40	66	5	18	-	19					
180	-	-	1	21	-	-	7	3	-	-	1	-	1	40	66	5	18	-	17					
97	-	-	100	100	-	-	70	100	-	-	100	-	100	100	100	100	100	-	89					
	3								Not Available															
	3																							
	100																							

		Grand Total	Total Part I	Mur/non-neg.	Neg. mansl.	Rape	Robbery	Aggr. assault	Burglary	Lar O \$50	Lar U \$50	Auto theft
BLUE EARTH CO	1971 O	3516	1874	3	6	7	9	10	325	564	881	69
	C	1266	413	2	-	4	3	2	37	35	316	14
	%	36	22	67	-	57	33	20	11	6	36	20
	1970 O		1596	-	-	-	1	-	285	477	768	65
	C		374	-	-	-	-	-	28	42	292	12
	%		23	-	-	-	-	-	10	9	38	18
SHERIFF MN0070000	1971 O	424	306	-	6	5	1	7	86	102	78	21
	C	54	23	-	-	2	-	-	10	3	6	2
	%	13	8	-	-	40	-	-	12	3	8	10
	1970 O		162	-	-	-	-	-	37	76	49	-
	C		23	-	-	-	-	-	6	9	8	-
	%		14	-	-	-	-	-	16	12	16	-
MANKATO PD MN0070100	1971 O	3092	1568	3	-	2	8	3	239	462	803	48
	C	1212	390	2	-	2	3	2	27	32	310	12
	%	39	25	67	-	100	38	67	11	7	39	25
	1970 O		1434	-	-	-	1	-	248	401	719	65
	C		351	-	-	-	-	-	22	33	284	12
	%		24	-	-	-	-	-	9	8	39	18
BROWN CO.	1971 O	1596	571	-	-	2	-	3	139	157	251	19
	C	579	80	-	-	1	-	3	22	17	33	4
	%	36	14	-	-	50	-	100	16	11	13	21
	1970 O		587	1	-	1	1	6	157	132	270	19
	C		113	1	-	1	1	4	34	11	59	2
	%		19	100	-	100	100	67	22	8	22	11
SHERIFF MN0080000	1971 O	263	66	-	-	1	-	-	28	20	13	4
	C	64	3	-	-	-	-	-	1	1	1	-
	%	24	5	-	-	-	-	-	4	5	8	-
	1970 O		76	-	-	1	-	-	40	19	15	1
	C		5	-	-	1	-	-	4	-	-	-
	%		7	-	-	100	-	-	10	-	-	-
NEW ULM PD MN0080100	1971 O	1093	430	-	-	1	-	3	95	118	201	12
	C	426	70	-	-	1	-	3	19	14	30	3
	%	39	16	-	-	100	-	100	20	12	15	25
	1970 O		392	-	-	-	1	6	73	90	209	13
	C		101	-	-	-	1	4	25	10	59	2
	%		26	-	-	-	100	67	34	11	28	15

* Prior Case

** Data not reported or incomplete

*** Not a contributor

+ Repealed July 1, 1971

Total Part II	Other assaults	Arson	Forgery/Counter.	Fraud	Embezzlement	Stolen property	Vandalism	Weapons	Prostitution	Other sex off.	Narcotic	Gambling	Family/child.	D.U.I.	Liquor laws	Drunkenness+	Disorderly	Vagrancy	Other
1642	91	8	19	55	-	4	310	1	-	46	54	5	34	49	146	89	178	9	544
853	68	2	6	18	-	3	28	1	-	16	41	4	13	48	140	84	135	9	237
52	75	25	32	33	-	75	9	100	-	35	76	80	38	98	96	94	76	100	44
	52																		
	32																		
	62																		
118	2	-	1	-	-	-	22	-	-	1	7	-	28	2	7	-	-	-	48
31	1	-	1	-	-	-	1	-	-	-	4	-	9	2	6	-	-	-	7
26	50	-	100	-	-	-	5	-	-	-	54	-	32	100	86	-	-	-	15
	-																		
	-																		
	-																		
1524	89	8	18	55	-	4	288	1	-	45	47	5	6	47	139	89	178	9	496
822	67	2	5	18	-	3	27	1	-	16	37	4	4	46	134	84	135	9	230
54	75	25	28	33	-	75	9	100	-	36	79	80	67	98	96	94	76	100	46
	52																		
	32																		
	62																		
1025	17	4	47	16	-	9	303	9	-	13	27	1	21	80	95	80	68	9	226
499	13	1	35	10	-	9	38	5	-	6	14	1	15	78	68	65	52	9	80
49	76	25	74	63	-	100	12	56	-	46	52	100	71	98	72	81	76	100	35
	26																		
	21																		
	81																		
197	-	3	45	2	-	3	47	-	-	2	2	-	4	6	19	5	5	-	54
61	-	1	33	2	-	3	1	-	-	1	1	-	1	4	4	2	2	-	6
31	-	33	73	100	-	100	2	-	-	50	50	-	25	67	21	40	40	-	11
	-																		
	-																		
	-																		
663	13	1	2	14	-	2	179	9	-	11	25	1	16	58	33	65	57	9	168
356	9	-	2	8	-	2	36	5	-	5	13	1	13	58	28	53	44	9	70
54	69	-	100	57	-	100	20	56	-	45	52	100	81	100	85	82	77	100	42
	25																		
	21																		
	84																		

		Grand Total	Total Part I	Mur/non-neg.	Neg. mansl.	Rape	Robbery	Aggr. assault	Burglary	Lar O \$50	Lar U \$50	Auto theft
SLEEPY EYE PD MNO080200	1971 O	130	49	-	-	-	-	-	7	12	28	2
	C	26	3	-	-	-	-	-	-	2	-	1
	%	20	6	-	-	-	-	-	-	17	-	50
1970 O			76	1	-	-	-	-	21	15	36	3
	C		1	1	-	-	-	-	-	-	-	-
	%		1	100	-	-	-	-	-	-	-	-
SPRINGFIELD PD MNO080300	1971 O	110	26	-	-	-	-	-	9	7	9	1
	C	63	4	-	-	-	-	-	2	-	2	-
	%	57	15	-	-	-	-	-	22	-	22	-
1970 O			43	-	-	-	-	-	23	8	10	2
	C		6	-	-	-	-	-	5	1	-	-
	%		14	-	-	-	-	-	22	12	-	-
CARLTON CO.	1971 O	1651	506	1	-	-	-	4	129	174	166	32
	C	911	188	1	-	-	-	4	58	46	57	22
	%	55	38	100	-	-	-	100	45	26	34	69
1970 O			630	1	-	2	5	8	155	169	254	36
	C		184	1	-	2	1	6	74	24	57	19
	%		29	100	-	100	20	75	48	14	22	53
SHERIFF MNO090000	1971 O	1012	307	1	-	-	-	2	99	94	87	24
	C	789	164	1	-	-	-	2	54	39	48	20
	%	78	53	100	-	-	-	100	55	41	55	83
1970 O			350	1	-	2	3	5	101	112	111	15
	C		139	1	-	2	1	4	60	21	35	15
	%		40	100	-	100	33	80	59	19	32	100
CLOQUET PD MNO090100	1971 O	639	199	-	-	-	-	2	30	80	79	8
	C	122	24	-	-	-	-	2	4	7	9	2
	%	19	12	-	-	-	-	100	13	9	11	25
1970 O			280	-	-	-	2	3	54	57	143	21
	C		45	-	-	-	-	2	14	3	22	4
	%		16	-	-	-	-	67	26	5	15	19
CARVER CO.	1971 O	776	329	-	-	-	-	-	73	178	64	14
	C	336	52	-	-	-	-	-	22	15	14	1
	%	43	16	-	-	-	-	-	30	8	22	7
1970 O			331	-	-	-	1	2	68	185	44	31
	C		54	-	-	-	1	1	23	13	7	9
	%		16	-	-	-	100	50	34	7	16	29

* Prior Case

** Data not reported or incomplete

*** Not a contributor

+ Repealed July 1, 1971

Total Part li	Other assaults	Arson	Forgery/counter.	Fraud	Embezzlement	Stolen property	Vandalism	Weapons	Prostitution	Other sex off.	Narcotic	Gambling	Family/child.	D.U.I.	Liquor laws	Drunkenness+	Disorderly	Vagrancy	Other	
81	-	-	-	-	-	2	55	-	-	-	-	-	-	2	13	7	1	-	1	
23	-	-	-	-	-	2	1	-	-	-	-	-	-	2	9	7	1	-	1	
28	-	-	-	-	-	100	2	-	-	-	-	-	-	100	69	100	100	-	100	
	-							Not Available												
84	4	-	-	-	-	2	22	-	-	-	-	-	1	14	30	3	5	-	3	
59	4	-	-	-	-	2	-	-	-	-	-	-	1	14	27	3	5	-	3	
70	100	-	-	-	-	100	-	-	-	-	-	-	100	100	90	100	100	-	100	
	1							Not Available												
	1							Not Available												
	100							Not Available												
1145	24	3	11	8	-	3	264	12	-	7	15	-	98	15	84	45	347	18	191	
723	24	1	3	1	-	3	73	12	-	6	12	-	81	15	73	28	206	18	167	
63	100	33	27	13	-	100	28	100	-	86	80	-	83	100	87	62	59	100	87	
	9							Not Available												
	7							Not Available												
	78							Not Available												
705	24	2	2	7	-	3	125	12	-	6	7	-	81	1	41	19	185	17	173	
625	24	1	1	-	-	3	64	12	-	5	6	-	80	1	41	19	185	17	166	
89	100	50	50	-	-	100	51	100	-	83	86	-	99	100	100	100	100	100	96	
	7							Not Available												
	7							Not Available												
	100							Not Available												
440	-	1	9	1	-	-	139	-	-	1	8	-	17	14	43	26	162	1	18	
98	-	-	2	1	-	-	9	-	-	1	6	-	1	14	32	9	21	1	1	
22	-	-	22	100	-	-	6	-	-	100	75	-	6	100	74	35	13	100	6	
	2							Not Available												
	-							Not Available												
	-							Not Available												
447	5	-	2	4	-	29	124	6	-	6	6	-	15	79	36	38	45	6	46	
284	5	-	1	4	-	5	33	1	-	6	1	-	15	75	31	33	39	5	30	
64	100	-	50	100	-	17	27	17	-	100	17	-	100	95	86	87	87	83	65	
	7							Not Available												
	6							Not Available												
	86							Not Available												

		Grand Total	Total Part I	Mur/non-neg.	Neg. mansl.	Rape	Robbery	Aggr. assault	Burglary	Lar O \$50	Lar U \$50	Auto theft
SHERIFF MNO10000	1971 O	399	187	-	-	-	-	-	47	101	33	6
	C	157	28	-	-	-	-	-	14	6	7	1
	%	39	15	-	-	-	-	-	30	6	21	17
1970 O	C		152	-	-	-	1	1	37	84	20	9
	%		32	-	-	-	1	-	18	7	1	5
			21	-	-	-	100	-	49	8	5	56
CHANHASSEN PD MNO100100	1971 O	171	84	-	-	-	-	-	15	49	15	5
	C	56	16	-	-	-	-	-	4	5	7	-
	%	33	19	-	-	-	-	-	27	10	47	-
1970 O	C		112	-	-	-	-	1	24	60	12	15
	%		9	-	-	-	-	1	2	3	2	1
			8	-	-	-	-	100	8	5	17	7
CHASKA PD MNO100200	1971 O	206	58	-	-	-	-	-	11	28	16	3
	C	123	8	-	-	-	-	-	4	4	-	-
	%	60	14	-	-	-	-	-	36	14	-	-
1970 O	C		67	-	-	-	-	-	7	41	12	7
	%		13	-	-	-	-	-	3	3	4	3
			19	-	-	-	-	-	43	7	33	43
CASS CO. SHERIFF MNO110000	1971 O	990	428	3	-	1	3	10	223	128	33	27
	C	312	27	3	-	1	1	8	9	4	-	1
	%	32	7	100	-	100	33	80	4	3	-	4
1970 O	C		550	-	-	-	4	4	309	145	70	18
	%		73	-	-	-	3	3	46	10	6	5
			13	-	-	-	75	75	15	7	9	28
CHIPPEWA CO.	1971 O	208	95	-	-	-	-	2	21	21	50	1
	C	168	60	-	-	-	-	2	12	7	39	-
	%	81	63	-	-	-	-	100	57	33	78	-
1970 O	C		84	-	-	-	-	-	17	18	46	3
	%		31	-	-	-	-	-	5	2	21	3
			37	-	-	-	-	-	29	11	46	100
SHERIFF MNO120000	1971 O	66	19	-	-	-	-	-	7	12	-	-
	C	52	10	-	-	-	-	-	3	7	-	-
	%	79	53	-	-	-	-	-	43	58	-	-
1970 O	C		25	-	-	-	-	-	11	9	5	-
	%		4	-	-	-	-	-	3	1	-	-
			16	-	-	-	-	-	27	11	-	-

* Prior Case

** Data not reported or incomplete

*** Not a contributor

+ Repealed July 1, 1971

Total Part II	Other assaults	Arson	Forgery/counter	Fraud	Embezzlement	Stolen property	Vandalism	Weapons	Prostitution	Other sex off.	Narcotic	Gambling	Family/child.	D.U.I.	Liquor laws	Drunkenness+	Disorderly	Vagrancy	Other
212	1	-	1	3	-	16	51	6	-	4	6	-	8	33	12	20	16	5	30
129	1	-	1	3	-	4	9	1	-	4	1	-	8	29	11	18	15	4	20
61	100	-	100	100	-	25	18	17	-	100	17	-	100	88	92	90	94	80	67
	4																		
	4																		
	100																		
	Not Available																		
87	4	-	1	-	-	13	30	-	-	-	-	-	2	11	4	3	3	-	16
40	4	-	-	-	-	1	3	-	-	-	-	-	2	11	4	3	2	-	10
46	100	-	-	-	-	8	10	-	-	-	-	-	100	100	100	100	67	-	63
	3																		
	2																		
	67																		
	Not Available																		
148	-	-	-	1	-	-	43	-	-	2	-	-	5	35	20	15	26	1	-
115	-	-	-	1	-	-	21	-	-	2	-	-	5	35	16	12	22	1	-
78	-	-	-	100	-	-	49	-	-	100	-	-	100	100	80	80	85	100	-
	-																		
	-																		
	-																		
	Not Available																		
562	1	3	-	7	-	9	68	1	-	5	3	-	39	60	56	66	57	-	187
285	1	-	-	4	-	6	16	1	-	1	1	-	11	60	46	62	41	-	35
51	100	-	-	57	-	67	24	100	-	20	33	-	28	100	82	94	72	-	19
	5																		
	2																		
	40																		
	Not Available																		
113	-	-	-	-	-	6	2	-	-	-	-	-	-	35	25	21	6	-	18
108	-	-	-	-	-	2	2	-	-	-	-	-	-	35	25	21	5	-	18
96	-	-	-	-	-	33	100	-	-	-	-	-	-	100	100	100	83	-	100
	-																		
	-																		
	-																		
	Not Available																		
47	-	-	-	-	-	6	-	-	-	-	-	-	-	14	1	7	3	-	16
42	-	-	-	-	-	2	-	-	-	-	-	-	-	14	1	7	2	-	16
89	-	-	-	-	-	33	-	-	-	-	-	-	-	100	100	100	67	-	100
	-																		
	-																		
	-																		
	Not Available																		

		Grand Total	Total Part I	Mur/Non-neg.	Neg. Mansl.	Rape	Robbery	Aggr. assault	Burglary	Lar O \$50	Lar U \$50	Auto theft
MONTEVIDEO PD MN0120200	1971 O	142	76	-	-	-	-	2	14	9	50	1
	C	116	50	-	-	-	-	2	9	-	39	-
	%	82	66	-	-	-	-	100	64	-	78	-
1970 O	C		59	-	-	-	-	-	6	9	41	3
	%		27	-	-	-	-	-	2	1	21	3
			46	-	-	-	-	-	33	11	51	100
CHISAGO CO. SHERIFF MN0130000	1971 O	374	248	-	-	-	1	4	87	112	36	8
	C	40	39	-	-	-	-	4	12	13	7	3
	%	11	16	-	-	-	-	100	14	12	19	38
1970 O	C		224	1	-	1	2	6	48	110	42	14
	%		45	1	-	1	1	5	17	13	1	6
			20	100	-	100	50	83	35	12	2	43
CLAY CO.	1971 O	2908	1565	-	-	-	5	17	326	513	623	81
	C	1139	178	-	-	-	-	8	26	17	100	27
	%	39	11	-	-	-	-	47	8	3	16	33
1970 O	C		1485	-	1	3	3	17	308	498	602	53
	%		191	-	1	3	-	6	32	18	117	14
			13	-	100	100	-	35	10	4	19	26
SHERIFF MN0140000	1971 O	763	97	-	-	-	-	-	29	43	12	13
	C	547	27	-	-	-	-	-	4	9	4	10
	%	72	28	-	-	-	-	-	14	21	33	77
1970 O	C		132	-	1	1	-	3	42	48	30	7
	%		39	-	1	1	-	3	14	9	6	5
			30	-	100	100	-	100	33	19	20	71
MOORHEAD PD MN0140400	1971 O	2145	1468	-	-	-	5	17	297	470	611	68
	C	592	151	-	-	-	-	8	22	8	96	17
	%	28	10	-	-	-	-	47	7	2	16	25
1970 O	C		1353	-	-	2	3	14	266	450	572	46
	%		152	-	-	2	-	3	18	9	111	9
			11	-	-	100	-	21	6	2	19	20
CLEARWATER CO SHERIFF MN0150000	1971 O	112	61	-	-	-	-	3	36	11	8	3
	C	60	19	-	-	-	-	1	7	4	6	1
	%	54	31	-	-	-	-	33	19	36	75	33
1970 O	C		62	-	-	1	-	6	28	10	4	13
	%		19	-	-	1	-	6	3	1	1	7
			31	-	-	100	-	100	11	10	25	54

* Prior Case

** Data not reported or incomplete

*** Not a contributor

+ Repealed July 1, 1971

Total Part II	Other assaults	Arson	Forgery/counter	Fraud	Embezzlement	Stolen property	Vandalism	Weapons	Prostitution	Other sex off.	Narcotic	Gambling	Family/child.	D.U.I.	Liquor laws	Drunkenness+	Disorderly	Vagrancy	Other	
66	-	-	-	-	-	-	2	-	-	-	-	-	-	21	24	14	3	-	2	
66	-	-	-	-	-	-	2	-	-	-	-	-	-	21	24	14	3	-	2	
100	-	-	-	-	-	-	100	-	-	-	-	-	-	100	100	100	100	-	100	
-	-	-	-	-	-	-	-	-	-	-	-	-	-	-	-	-	-	-	-	-
-	-	-	-	-	-	-	-	-	-	-	-	-	-	-	-	-	-	-	-	-
126	2	-	-	-	-	2	-	-	-	-	-	-	2	26	1	8	-	1	84	
1	1	-	-	-	-	-	-	-	-	-	-	-	-	-	-	-	-	-	-	
1	50	-	-	-	-	-	-	-	-	-	-	-	-	-	-	-	-	-	-	
-	-	-	-	-	-	-	-	-	-	-	-	-	-	-	-	-	-	-	-	-
-	-	-	-	-	-	-	-	-	-	-	-	-	-	-	-	-	-	-	-	-
1343	35	1	20	6	-	4	2	2	-	1	41	-	4	120	121	70	86	1	829	
961	9	1	12	3	-	2	2	2	-	1	35	-	2	117	86	64	77	1	547	
72	26	100	60	50	-	50	100	100	-	100	85	-	50	98	71	91	90	100	66	
-	42	-	-	-	-	-	-	-	-	-	-	-	-	-	-	-	-	-	-	-
-	11	-	-	-	-	-	-	-	-	-	-	-	-	-	-	-	-	-	-	-
-	26	-	-	-	-	-	-	-	-	-	-	-	-	-	-	-	-	-	-	-
666	-	-	17	2	-	2	1	2	-	1	29	-	4	44	32	14	9	1	508	
520	-	-	9	-	-	2	1	2	-	1	23	-	2	44	32	14	9	1	380	
78	-	-	53	-	-	100	100	100	-	100	79	-	50	100	100	100	100	100	75	
-	-	-	-	-	-	-	-	-	-	-	-	-	-	-	-	-	-	-	-	-
-	-	-	-	-	-	-	-	-	-	-	-	-	-	-	-	-	-	-	-	-
677	35	1	3	4	-	2	1	-	-	-	12	-	-	76	89	56	77	-	321	
441	9	1	3	3	-	-	1	-	-	-	12	-	-	73	54	50	68	-	167	
65	26	100	100	75	-	-	100	-	-	-	100	-	-	96	61	89	88	-	52	
-	42	-	-	-	-	-	-	-	-	-	-	-	-	-	-	-	-	-	-	-
-	11	-	-	-	-	-	-	-	-	-	-	-	-	-	-	-	-	-	-	-
-	26	-	-	-	-	-	-	-	-	-	-	-	-	-	-	-	-	-	-	-
51	4	-	1	1	-	-	10	1	-	-	-	-	-	2	2	10	17	-	3	
41	4	-	-	1	-	-	2	1	-	-	-	-	-	2	2	10	17	-	2	
80	100	-	-	100	-	-	20	100	-	-	-	-	-	100	100	100	100	-	67	
-	1	-	-	-	-	-	-	-	-	-	-	-	-	-	-	-	-	-	-	-
-	1	-	-	-	-	-	-	-	-	-	-	-	-	-	-	-	-	-	-	-
-	100	-	-	-	-	-	-	-	-	-	-	-	-	-	-	-	-	-	-	-

		Grand Total	Total Part I	Mur/Non-neg.	Neg. Mansl.	Rape	Robbery	Aggr. assault	Burglary	Lar O \$50	Lar U \$50	Auto theft
COOK CO. SHERIFF MN0160000	1971 O	** 7	4	1	-	-	-	-	1	2	-	-
	C	2	1	1	-	-	-	-	-	-	-	-
	%	29	25	100	-	-	-	-	-	-	-	-
1970 O	**											
C												
%												
COTTONWOOD CO.	1971 O	147	83	-	-	-	-	-	16	42	22	3
	C	10	4	-	-	-	-	-	1	-	1	2
	%	7	5	-	-	-	-	-	6	-	5	67
1970 O	**		58	-	-	-	-	11	27	20	-	
C			1	-	-	-	-	-	1	-	-	-
%			2	-	-	-	-	-	4	-	-	-
SHERIFF MN0170000	1971 O	147	83	-	-	-	-	-	16	42	22	3
	C	10	4	-	-	-	-	-	1	-	1	2
	%	7	5	-	-	-	-	-	6	-	5	67
1970 O	**		58	-	-	-	-	11	27	20	-	
C			1	-	-	-	-	-	1	-	-	-
%			2	-	-	-	-	-	4	-	-	-
WINDOM PD MN0170200	1971 O	**										
	C											
	%											
1970 O	**											
C												
%												
CROW WING CO.	1971 O	2472	1213	-	-	-	7	23	316	330	469	68
	C	1240	192	-	-	-	2	23	37	25	89	16
	%	50	16	-	-	-	29	100	12	8	19	24
1970 O	**		1001	-	-	-	1	23	340	301	286	50
C			187	-	-	-	-	22	70	45	38	12
%			19	-	-	-	-	96	21	15	13	24
SHERIFF MN0180000	1971 O	900	415	-	-	-	3	7	162	136	78	29
	C	465	61	-	-	-	2	7	20	19	7	6
	%	52	15	-	-	-	67	100	12	14	9	21
1970 O	**		424	-	-	-	-	1	212	135	53	23
C			103	-	-	-	-	1	51	38	7	6
%			24	-	-	-	-	100	24	28	13	26

* Prior Case

** Data not reported or incomplete

*** Not a contributor

+ Repealed July 1, 1971

Total Part II	Other assaults	Arson	Forgery/counter	Fraud	Embezzlement	Stolen property	Vandalism	Weapons	Prostitution	Other sex off.	Narcotic	Gambling	Family/child.	D.U.I.	Liquor laws	Drunkennesst	Disorderly	Vagrancy	Other	
3	-	-	-	-	-	3	-	-	-	-	-	-	-	-	-	-	-	-	-	
1	-	-	-	-	-	1	-	-	-	-	-	-	-	-	-	-	-	-	-	
33	-	-	-	-	-	33	-	-	-	-	-	-	-	-	-	-	-	-	-	
-	-	-	-	-	-	-	-	-	Not Available											-
64	-	-	-	-	-	6	-	-	-	-	-	-	-	1	-	-	-	-	57	
6	-	-	-	-	-	-	-	-	-	-	-	-	-	-	-	-	-	-	6	
9	-	-	-	-	-	-	-	-	-	-	-	-	-	-	-	-	-	-	11	
-	-	-	-	-	-	-	-	-	Not Available											-
64	-	-	-	-	-	6	-	-	-	-	-	-	-	1	-	-	-	-	57	
6	-	-	-	-	-	-	-	-	-	-	-	-	-	-	-	-	-	-	6	
9	-	-	-	-	-	-	-	-	-	-	-	-	-	-	-	-	-	-	11	
-	-	-	-	-	-	-	-	-	Not Available											-
-	-	-	-	-	-	-	-	-	Not Available											-
-	-	-	-	-	-	-	-	-	Not Available											-
1259	11	-	21	23	-	17	84	7	-	5	68	-	24	156	178	154	149	7	355	
1048	10	-	19	20	-	17	11	7	-	5	60	-	16	155	162	136	138	7	285	
83	91	-	90	87	-	100	13	100	-	100	88	-	67	99	91	88	93	100	80	
-	3	-	-	-	-	-	-	-	Not Available											-
-	2	-	-	-	-	-	-	-	Not Available											-
-	67	-	-	-	-	-	-	-	Not Available											-
485	6	-	15	1	-	6	9	-	-	2	28	-	1	96	111	50	36	2	122	
404	5	-	14	1	-	6	8	-	-	2	24	-	1	95	99	44	34	2	69	
83	83	-	93	100	-	100	89	-	-	100	86	-	100	99	89	88	94	100	57	
-	-	-	-	-	-	-	-	-	Not Available											-

		Grand Total	Total Part I	Mur/Non-neg.	Neg. Mansl.	Rape	Robbery	Aggr. assault	Burglary	Lar O \$50	Lar U \$50	Auto theft
BRAINERD PD MNO180100	1971 O	1370	700	-	-	-	3	15	135	173	342	32
	C %	691 50	106 15	-	-	-	-	15 100	10 7	2 1	74 22	5 16
	1970 O		508	-	-	-	1	21	115	149	203	19
	C %		67 13	-	-	-	-	21 100	12 10	5 3	26 13	3 16
CROSBY PD MNO180200	1971 O	202	98	-	-	-	1	1	19	21	49	7
	C %	84 42	25 26	-	-	-	-	1 100	7 37	4 19	8 16	5 71
	1970 O		69	-	-	-	-	1	13	17	30	8
	C %		17 25	-	-	-	-	-	7 54	2 12	5 17	3 38
DAKOTA CO.	**1971 O	10162	3904	1	1	5	22	46	850	1154	1486	339
	C %	2750 27	723 19	-	1 100	2 40	6 27	29 63	90 11	71 6	457 31	67 20
	1970 O		3560	-	1	12	21	37	698	1153	1326	312
	C %		616 17	-	1 100	5 42	4 19	24 65	86 12	69 60	365 28	62 20
SHERIFF MNO190000	1971 O	381	190	-	-	5	3	3	52	53	60	14
	C %	27 7	8 4	-	-	2 40	1 33	1 33	1 2	-	3 5	-
	1970 O		207	-	-	4	2	3	67	74	45	12
	C %		5 2	-	-	-	-	-	-	1 1	2 4	2 17
BURNSVILLE PD MNO190100	1971 O	2220	796	-	-	1	2	6	221	226	294	46
	C %	776 35	111 14	-	-	-	-	2 33	12 5	21 9	56 19	20 43
	1970 O		696	-	1	1	4	3	148	225	269	45
	C %		61 9	-	1 100	-	-	3 100	10 7	9 4	31 12	7 16
FARMINGTON PD MNO190200	1971 O	604	73	-	-	-	-	5	17	15	25	11
	C %	204 34	11 15	-	-	-	-	1 20	5 29	-	5 20	-
	1970 O		107	-	-	-	-	6	23	36	27	15
	C %		48 45	-	-	-	-	6 100	10 43	16 44	9 33	7 47

* Prior Case

** Data not reported or incomplete

*** Not a contributor

+ Repealed July 1, 1971

Total Part II	Other assaults	Arson	Forgery/counter	Fraud	Embezzlement	Stolen property	Vandalism	Weapons	Prostitution	Other sex off.	Narcotic	Gambling	Family/child.	D.U.I.	Liquor Laws	Drunkenness+	Disorderly	Vagrancy	Other	
670	-	-	2	22	-	11	31	7	-	2	35	-	21	53	62	98	103	1	222	
585	-	-	2	19	-	11	1	7	-	2	31	-	13	53	58	87	95	1	205	
87	-	-	100	86	-	100	3	100	-	100	89	-	62	100	94	89	92	100	92	
	2																			
	2																			
	100																			
	Not Available																			
104	5	-	4	-	-	-	44	-	-	1	5	-	2	7	5	6	10	4	11	
59	5	-	3	-	-	-	2	-	-	1	5	-	2	7	5	5	9	4	11	
57	100	-	75	-	-	-	5	-	-	100	100	-	100	100	100	83	90	100	100	
	1																			
	-																			
	-																			
	Not Available																			
6258	136	22	106	132	5	26	1555	99	3	77	137	3	38	363	346	171	296	4	2739	
2027	73	5	33	27	-	20	116	49	2	11	86	1	21	332	295	120	194	2	640	
32	54	23	31	20	-	77	7	49	67	14	63	33	55	91	85	70	66	50	23	
	87																			
	38																			
	44																			
	Not Available																			
191	2	1	2	3	-	2	60	6	-	-	2	-	1	3	6	-	4	-	99	
19	-	1	-	-	-	1	-	-	-	-	2	-	-	3	8	-	3	-	1	
10	-	100	-	-	-	50	-	-	-	-	100	-	-	100	*133	-	75	-	1	
	4																			
	-																			
	-																			
	Not Available																			
1424	37	5	6	17	1	5	260	63	-	7	31	2	3	51	71	20	69	-	776	
655	23	1	6	7	-	5	20	33	-	3	23	-	3	49	65	18	53	-	346	
46	62	20	100	41	-	100	8	52	-	43	74	-	100	96	92	90	77	-	45	
	24																			
	12																			
	50																			
	Not Available																			
531	4	-	43	-	-	6	46	1	-	-	4	-	20	36	22	15	17	-	317	
193	-	-	9	-	-	3	13	1	-	-	-	-	12	32	22	9	16	-	76	
36	-	-	21	-	-	50	28	100	-	-	-	-	60	89	100	60	94	-	24	
	16																			
	10																			
	63																			
	Not Available																			

		Grand Total	Total Part I	Mur/Non-neg.	Neg. Mansl.	Rape	Robbery	Aggr. assault	Burglary	Lar O \$50	Lar U \$50	Auto theft
HASTINGS PD MNO190300	1971 O	675	250	-	1	-	-	1	54	75	88	31
	C	335	89	-	1	-	-	-	15	11	48	14
	%	50	36	-	100	-	-	-	28	15	55	45
1970 O			231	-	-	1	1	2	53	68	75	31
	C		86	-	-	1	-	1	26	7	38	13
	%		37	-	-	100	-	50	49	10	51	42
MENDOTA HGTS.PD MNO190400	1971 O	315	124	-	-	-	-	4	28	44	41	7
	C	77	9	-	-	-	-	3	3	1	2	-
	%	24	7	-	-	-	-	75	11	2	5	-
1970 O			93	-	-	-	1	-	26	39	22	5
	C		7	-	-	-	-	-	-	3	3	1
	%		8	-	-	-	-	-	-	8	14	20
ROSEMOUNT PD MNO190500	1971 O	** 14	10	-	-	-	-	-	3	3	2	2
	C	7	4	-	-	-	-	-	1	1	-	2
	%	50	40	-	-	-	-	-	33	33	-	100
1970 O		***										
	C											
	%											
SO.ST.PAUL PD MNO190600	1971 O	1282	714	-	-	-	6	4	137	278	216	73
	C	208	60	-	-	-	2	2	4	7	37	8
	%	16	8	-	-	-	33	50	3	3	17	11
1970 O			584	-	-	-	4	3	90	218	199	70
	C		62	-	-	-	-	2	10	8	34	8
	%		11	-	-	-	-	67	11	4	17	11
WEST ST.PAUL PD MNO190700	1971 O	2178	865	-	-	-1	7	4	107	232	449	67
	C	518	281	-	-	-	2	2	27	13	222	15
	%	24	32	-	-	-	29	50	25	6	49	22
1970 O			769	-	-	3	9	8	64	228	391	66
	C		248	-	-	3	4	7	9	16	196	13
	%		32	-	-	100	44	88	14	7	50	20
EAGAN TWP.PD MNO190800	1971 O	1126	299	-	-	-	2	7	73	70	128	19
	C	232	81	-	-	-	-	7	7	6	58	3
	%	21	27	-	-	-	-	100	10	9	45	16
1970 O			241	-	-	-	-	5	64	67	87	18
	C		44	-	-	-	-	3	5	4	27	5
	%		18	-	-	-	-	60	8	6	31	28

* Prior Case

** Data not reported or incomplete

*** Not a contributor

+ Repealed July 1, 1971

Total Part II	Other assaults	Arson	Forgery/counter.	Fraud	Embezzlement	Stolen property	Vandalism	Weapons	Prostitution	Other sex off.	Narcotic	Gambling	Family/child.	D.U.I.	Liquor laws	Drunkenness+	Disorderly	Vagrancy	Other	
425	16	5	10	11	-	-	172	-	-	3	10	-	2	44	65	29	55	1	2	
246	14	1	4	7	-	-	13	-	-	1	9	-	2	44	65	29	55	1	1	
58	88	20	40	64	-	-	8	-	-	33	90	-	100	100	100	100	100	100	50	
	11																			
	8																			
	73																			
	Not Available																			
191	2	-	1	-	-	4	69	-	-	4	7	-	2	27	18	2	1	-	54	
68	1	-	-	-	-	4	7	-	-	1	4	-	1	9	18	1	1	-	21	
36	50	-	-	-	-	100	10	-	-	25	57	-	50	33	100	50	100	-	39	
	1																			
	1																			
	100																			
	Not Available																			
4	-	-	-	-	-	-	1	-	-	-	-	-	-	3	-	-	-	-	-	
3	-	-	-	-	-	-	-	-	-	-	-	-	-	3	-	-	-	-	-	
75	-	-	-	-	-	-	-	-	-	-	-	-	-	100	-	-	-	-	-	
	-																			
	-																			
	-																			
	Not Available																			
568	21	1	13	14	1	1	403	-	-	1	10	1	-	40	26	16	16	-	4	
148	7	-	1	-	-	1	28	-	-	-	10	1	-	40	26	16	14	-	4	
26	33	-	8	-	-	100	7	-	-	-	100	100	-	100	100	100	88	-	100	
	24																			
	1																			
	4																			
	Not Available																			
1313	27	1	22	32	-	2	214	16	-	10	22	-	2	83	52	25	40	1	764	
237	13	-	10	3	-	2	4	6	-	2	18	-	-	78	42	12	26	1	20	
18	48	-	45	9	-	100	2	38	-	20	82	-	-	94	81	48	65	100	3	
	1																			
	1																			
	100																			
	Not Available																			
827	7	2	6	41	3	5	101	4	3	42	26	-	1	31	49	41	2	-	463	
151	2	2	2	6	-	3	13	1	2	1	5	-	-	30	26	15	2	-	41	
18	29	100	33	15	-	60	13	25	67	2	19	-	-	97	53	37	100	-	9	
	4																			
	3																			
	75																			
	Not Available																			

		Grand Total	Total Part I	Mur/Non-neg.	Neg. Mansl.	Rape	Robbery	Aggr. assault	Burglary	Lar 0 \$50	Lar U \$50	Auto theft
INVER. GR. HGTS. PD MNO190900	1971 O	654	323	1	-	-	-	5	71	91	107	48
	C	61	13	-	-	-	-	4	2	2	3	2
	%	9	4	-	-	-	-	80	3	2	3	4
1970 O	C		331	-	-	2	-	5	64	118	98	44
	%		12	-	-	2	-	1	4	2	3	2
			4	-	-	100	-	20	6	17	3	5
APPLE VALLEY PD MNO191000	1971 O	277	102	-	-	-	-	-	33	29	35	5
	C	116	26	-	-	-	-	-	9	2	13	2
	%	42	25	-	-	-	-	-	27	7	37	40
1970 O	C		149	-	-	1	-	2	63	20	57	6
	%		37	-	-	1	-	1	12	2	17	4
			25	-	-	100	-	50	19	10	30	67
LAKEVILLE PD MNO191100	1971 O	436	158	-	-	-	2	7	54	38	41	16
	C	199	30	-	-	-	1	7	4	7	10	1
	%	46	19	-	-	-	50	100	7	18	24	6
1970 O	C		152	-	-	-	-	-	36	60	56	-
	%		6	-	-	-	-	-	-	1	5	-
			4	-	-	-	-	-	-	2	9	-
DODGE CO. SHERIFF MNO20000	1971 O	257	174	1	-	-	-	1	51	77	34	10
	C	33	16	1	-	-	-	1	5	4	3	2
	%	13	9	100	-	-	-	100	10	5	9	20
1970 O	C		91	-	-	1	-	-	31	40	16	3
	%		39	-	-	1	-	-	15	17	4	2
			43	-	-	100	-	-	48	43	25	67
DOUGLAS CO.	1971 O	1254	367	-	-	-	2	1	120	122	112	10
	C	543	77	-	-	-	1	1	19	8	41	7
	%	43	21	-	-	-	50	100	16	7	37	70
1970 O	C		413	1	-	-	-	5	104	170	126	7
	%		82	1	-	-	-	5	20	18	36	2
			20	100	-	-	-	100	19	11	29	29
SHERIFF MNO210000	1971 O	521	166	-	-	-	-	1	88	55	19	3
	C	223	17	-	-	-	-	1	12	1	1	2
	%	43	10	-	-	-	-	100	14	2	5	67
1970 O	C		196	-	-	-	-	4	67	98	25	2
	%		19	-	-	-	-	4	11	2	2	-
			10	-	-	-	-	100	16	2	8	-

* Prior Case

** Data not reported or incomplete

*** Not a contributor

+ Repealed July 1, 1971

Total Part II	Other assaults	Arson	Forgery/counter.	Fraud	Embezzlement	Stolen property	Vandalism	Weapons	Prostitution	Other sex off.	Narcotic	Gambling	Family/child	D.U.I.	Liquor laws	Drunkenness+	Disorderly	Vagrancy	Other	
331	5	3	1	2	-	-	105	-	-	2	12	-	5	26	16	4	71	2	77	
48	-	-	-	-	-	-	-	-	-	-	5	-	1	26	4	1	8	-	3	
15	-	-	-	-	-	-	-	-	-	-	42	-	20	100	25	25	11	-	4	
	-	-	-	-	-	-	-	-	-	-	-	-	-	-	-	-	-	-	-	
								Not Available												
175	2	-	-	6	-	1	75	5	-	2	6	-	-	11	6	7	-	-	54	
90	2	-	-	3	-	1	11	4	-	-	5	-	-	11	4	7	-	-	22	
51	100	-	-	50	-	100	15	80	-	-	83	-	-	100	67	100	-	-	78	
	1	-	-	-	-	-	-	-	-	-	-	-	-	-	-	-	-	-	-	
	1	-	-	-	-	-	-	-	-	-	-	-	-	-	-	-	-	-	-	
	100	-	-	-	-	-	-	-	-	-	-	-	-	-	-	-	-	-	-	
								Not Available												
278	13	4	2	6	-	-	49	4	-	6	7	-	2	8	15	12	21	-	129	
169	11	-	1	1	-	-	7	4	-	3	5	-	2	7	15	12	16	-	85	
61	85	-	50	17	-	-	14	100	-	50	71	-	100	88	100	100	76	-	66	
	1	-	-	-	-	-	-	-	-	-	-	-	-	-	-	-	-	-	-	
	1	-	-	-	-	-	-	-	-	-	-	-	-	-	-	-	-	-	-	
	100	-	-	-	-	-	-	-	-	-	-	-	-	-	-	-	-	-	-	
								Not Available												
83	2	2	3	6	-	1	42	-	-	-	1	-	-	1	4	1	1	-	19	
17	1	1	1	3	-	-	2	-	-	-	-	-	-	1	4	1	1	-	2	
20	50	50	33	50	-	-	5	-	-	-	-	-	-	100	100	100	100	-	11	
	3	-	-	-	-	-	-	-	-	-	-	-	-	-	-	-	-	-	-	
	3	-	-	-	-	-	-	-	-	-	-	-	-	-	-	-	-	-	-	
	100	-	-	-	-	-	-	-	-	-	-	-	-	-	-	-	-	-	-	
								Not Available												
887	-	2	9	68	1	-	49	1	-	1	9	-	31	142	132	26	25	4	387	
466	-	1	8	23	1	-	11	-	-	1	8	-	14	136	109	26	20	4	104	
53	-	50	89	34	100	-	22	-	-	100	89	-	45	96	83	100	80	100	27	
	-	-	-	-	-	-	-	-	-	-	-	-	-	-	-	-	-	-	-	
	-	-	-	-	-	-	-	-	-	-	-	-	-	-	-	-	-	-	-	
								Not Available												
355	-	1	1	-	-	-	1	-	-	-	3	-	2	84	65	7	7	-	184	
206	-	-	1	-	-	-	-	-	-	-	3	-	2	78	57	7	7	-	51	
58	-	-	100	-	-	-	-	-	-	-	100	-	100	93	88	100	100	-	28	
	-	-	-	-	-	-	-	-	-	-	-	-	-	-	-	-	-	-	-	
	-	-	-	-	-	-	-	-	-	-	-	-	-	-	-	-	-	-	-	
								Not Available												

		Grand Total	Total Part I	Mur/Non-neg.	Neg. Mansl.	Rape	Robbery	Aggr. assault	Burglary	Lar O \$50	Lar U \$50	Auto theft
ALEXANDRIA PD MNO210100	1971 O	733	201	-	-	-	2	-	32	67	93	7
	C	320	60	-	-	-	1	-	7	7	40	5
	%	44	30	-	-	-	50	-	22	10	43	71
	1970 O		217	1	-	-	-	1	37	72	101	5
	C		63	1	-	-	-	1	9	16	34	2
	%		29	100	-	-	-	100	24	22	34	40
FARIBAULT CO.	1971 O	**588	112	-	-	2	2	4	56	16	24	8
	C	486	50	-	-	1	-	4	25	6	9	5
	%	83	45	-	-	50	-	100	45	38	38	63
	1970 O		88	-	-	2	1	1	40	18	16	10
	C		34	-	-	1	1	2	10	6	8	6
	%		39	-	-	50	100	200*	25	33	50	60
SHERIFF MNO220000	1971 O	479	64	-	-	-	-	4	36	10	8	6
	C	412	30	-	-	-	-	4	10	6	6	4
	%	86	47	-	-	-	-	100	28	60	75	67
	1970 O		65	-	-	2	1	1	36	10	7	8
	C		27	-	-	1	1	2	9	4	5	5
	%		42	-	-	50	100	200*	25	40	71	63
BLUE EARTH PD MNO220100	1971 O	54	28	-	-	2	2	-	18	2	2	2
	C	37	16	-	-	1	-	-	14	-	-	1
	%	69	57	-	-	50	-	-	78	-	-	50
	1970 O		8	-	-	-	-	-	2	4	1	1
	C		1	-	-	-	-	-	-	-	-	1
	%		13	-	-	-	-	-	-	-	-	100
WELLS PD MNO220400	1971 O	** 55	20	-	-	-	-	-	2	4	14	-
	C	37	4	-	-	-	-	-	1	-	3	-
	%	67	20	-	-	-	-	-	50	-	21	-
	1970 O		15	-	-	-	-	-	2	4	8	1
	C		6	-	-	-	-	-	1	2	3	-
	%		40	-	-	-	-	-	50	50	38	-
FILLMORE CO.	1971 O	548	162	-	-	-	-	13	33	52	52	12
	C	350	50	-	-	-	-	10	5	10	18	7
	%	64	31	-	-	-	-	77	15	19	35	58
	1970 O		145	-	-	-	-	-	56	46	37	6
	C		34	-	-	-	-	-	14	6	10	4
	%		23	-	-	-	-	-	25	13	27	67

* Prior Case

** Data not reported or incomplete

*** Not a contributor

+ Repealed July 1, 1971

Total Part II	Other assaults	Arson	Forgery/counter.	Fraud	Embezzlement	Stolen property	Vandalism	Weapons	Prostitution	Other sex off.	Narcotic	Gambling	Family/child.	D.U.I.	Liquor laws	Drunkenness+	Disorderly	Vagrancy	Other	
532	-	1	8	68	1	-	48	1	-	1	6	-	29	58	67	19	18	4	203	
260	-	1	7	23	1	-	11	-	-	1	5	-	12	58	52	19	13	4	53	
49	-	100	88	34	100	-	23	-	-	100	83	-	41	100	78	100	72	100	26	
	-							Not Available												
476	24	3	1	130	-	5	20	-	-	-	7	-	7	34	110	13	33	-	89	
436	24	-	1	129	-	5	16	-	-	-	7	-	7	33	89	13	32	-	80	
92	100	-	100	99	-	100	80	-	-	-	100	-	100	97	81	100	97	-	90	
	7							Not Available												
	7							Not Available												
	100							Not Available												
415	24	3	1	130	-	5	13	-	-	-	7	-	7	19	84	10	23	-	89	
382	24	-	1	129	-	5	11	-	-	-	7	-	7	18	68	10	22	-	80	
92	100	-	100	99	-	100	85	-	-	-	100	-	100	95	81	100	96	-	90	
	7							Not Available												
	7							Not Available												
	100							Not Available												
26	-	-	-	-	-	-	5	-	-	-	-	-	-	4	15	1	1	-	-	
21	-	-	-	-	-	-	5	-	-	-	-	-	-	4	10	1	1	-	-	
81	-	-	-	-	-	-	100	-	-	-	-	-	-	100	67	100	100	-	-	
	-							Not Available												
	-							Not Available												
	-							Not Available												
35	-	-	-	-	-	-	2	-	-	-	-	-	-	11	11	2	9	-	-	
33	-	-	-	-	-	-	-	-	-	-	-	-	-	11	11	2	9	-	-	
94	-	-	-	-	-	-	-	-	-	-	-	-	-	100	100	100	100	-	-	
	-							Not Available												
	-							Not Available												
	-							Not Available												
386	16	-	6	66	-	5	73	-	-	2	3	-	27	31	27	27	29	9	65	
300	15	-	4	22	-	4	20	-	-	2	3	-	26	31	25	22	23	9	54	
78	94	-	67	94	-	80	27	-	-	100	100	-	96	100	93	81	79	100	83	
	6							Not Available												
	6							Not Available												
	100							Not Available												

		Grand Total	Total Part I	Mur/Non-neg.	Neg. Mansl.	Rape	Robbery	Aggr. assault	Burglary	Lar O \$50	Lar U \$50	Auto theft
SHERIFF MNO230000	1971 O	362	119	-	-	-	-	3	23	50	34	9
	C	231	29	-	-	-	-	3	3	10	8	5
	%	64	47	-	-	-	-	100	13	20	24	56
1970 O			139	-	-	-	-	-	52	45	36	6
	C		34	-	-	-	-	-	14	6	10	4
	%		23	-	-	-	-	-	27	13	28	67
SPR. VALLEY PD MNO230600	1971 O	186	43	-	-	-	-	10	10	2	18	3
	C	119	21	-	-	-	-	7	2	-	10	2
	%	64	49	-	-	-	-	70	20	-	56	67
1970 O			6	-	-	-	-	-	4	1	1	-
	C		-	-	-	-	-	-	-	-	-	-
	%		-	-	-	-	-	-	-	-	-	-
FREEBORN CO.	1971 O	2806	1094	1	-	-	1	25	168	323	541	35
	C	1003	229	1	-	-	-	14	25	29	149	11
	%	36	21	100	-	-	-	56	15	9	28	31
1970 O			889	1	-	-	2	28	135	212	471	40
	C		196	-	-	-	-	12	36	30	111	7
	%		22	-	-	-	-	43	27	14	24	18
SHERIFF MNO240000	1971 O	503	125	1	-	-	-	3	37	44	34	6
	C	359	40	1	-	-	-	3	14	11	10	1
	%	71	32	100	-	-	-	100	38	25	29	17
1970 O			118	1	-	-	1	-	25	44	43	4
	C		45	-	-	-	-	-	15	11	16	3
	%		38	-	-	-	-	-	60	25	37	75
ALBERT LEA PD MNO240100	1971 O	2303	969	-	-	-	1	22	131	279	507	29
	C	644	189	-	-	-	-	11	11	18	139	10
	%	28	20	-	-	-	-	50	8	6	27	34
1970 O			771	-	-	-	1	28	110	168	428	36
	C		151	-	-	-	-	12	21	19	95	4
	%		20	-	-	-	-	43	19	11	22	11
GOODHUE CO.	1971 O	2429	559	-	-	4	1	8	92	190	214	50
	C	1253	123	-	-	3	-	6	28	14	42	30
	%	52	22	-	-	75	-	75	30	7	20	60
1970 O			401	-	-	-	-	1	68	123	184	25
	C		61	-	-	-	-	1	13	6	31	10
	%		15	-	-	-	-	100	19	5	17	40

* Prior Case

** Data not reported or incomplete

*** Not a contributor

+ Repealed July 1, 1971

Total Part II	Other assaults	Arson	Forgery/counter	Fraud	Embezzlement	Stolen property	Vandalism	Weapons	Prostitution	Other sex off.	Narcotic	Gambling	Family/child.	D.U.I.	Liquor laws	Drunkenness	Disorderly	Vagrancy	Other
243	16	-	3	57	-	2	36	-	-	2	2	-	9	29	21	14	11	9	32
202	15	-	2	53	-	2	7	-	-	2	2	-	9	29	19	14	9	9	30
83	94	-	67	93	-	100	19	-	-	100	100	-	100	100	90	100	82	100	94
	6																		
	6																		
	100																		
143	-	-	3	9	-	3	37	-	-	-	1	-	18	2	6	13	18	-	33
98	-	-	2	9	-	2	13	-	-	-	1	-	17	2	6	8	14	-	24
69	-	-	67	100	-	67	35	-	-	-	100	-	94	100	100	62	78	-	73
	-																		
	-																		
	-																		
1712	35	1	4	-	-	1	359	-	-	12	16	-	18	89	232	48	67	3	827
774	19	2	4	-	-	2	65	-	-	2	14	-	15	87	226	47	64	3	224
45	54	200*	100	-	-	200*	18	-	-	17	88	-	83	98	97	98	96	100	27
	32																		
	19																		
	59																		
378	5	-	4	-	-	1	58	-	-	2	7	-	18	41	124	1	1	-	116
319	5	-	3	-	-	1	25	-	-	2	7	-	14	41	121	1	1	-	98
84	100	-	75	-	-	100	43	-	-	100	100	-	78	100	100	100	100	-	84
	2																		
	2																		
	100																		
1334	30	1	-	-	-	-	301	-	-	10	9	-	-	48	108	47	66	3	711
455	14	2*	1*	-	-	1*	40	-	-	-	7	-	1*	46	105	46	63	3	126
34	47	200	100	-	-	100	13	-	-	-	78	-	100	96	97	98	95	100	18
	30																		
	17																		
	57																		
1870	19	2	14	59	-	7	203	7	-	19	18	-	21	28	112	80	14	-	1267
1130	16	-	3	25	-	7	48	2	-	5	12	-	16	24	93	64	13	-	802
60	84	-	21	42	-	100	24	29	-	26	67	-	76	86	83	80	93	-	63
	1																		
	1																		
	100																		

		Grand Total	Total Part I	Mur/Non-neg.	Neg. Mansl.	Rape	Robbery	Aggr. assault	Burglary	Lar O \$50	Lar U \$50	Auto theft
SHERIFF MNO250000	1971 O	1550	170	-	-	4	-	7	35	67	32	25
	C	904	44	-	-	3	-	5	10	5	3	18
	%	58	26	-	-	75	-	71	29	7	9	72
	1970 O		93	-	-	-	-	-	36	38	10	9
	C		8	-	-	-	-	-	2	-	-	6
	%		9	-	-	-	-	-	6	-	-	67
RED WING PD MNO250300	1971 O	879	389	-	-	-	1	1	57	123	182	25
	C	349	79	-	-	-	-	1	18	9	39	12
	%	40	21	-	-	-	-	100	32	7	21	48
	1970 O		308	-	-	-	-	1	32	85	174	16
	C		53	-	-	-	-	1	11	6	31	4
	%		17	-	-	-	-	100	34	7	18	25
GRANT CO. MNO260000 SHERIFF	1971 O	43	26	-	-	-	-	-	19	6	-	1
	C	22	6	-	-	-	-	-	3	2	-	1
	%	51	23	-	-	-	-	-	16	33	-	100
	1970 O		25	-	-	-	-	-	18	3	-	4
	C		6	-	-	-	-	-	1	2	-	3
	%		24	-	-	-	-	-	6	67	-	75
HENNEPIN CO.	1971 O	88554	57891	36	16	255	1817	1256	14057	13820	20073	6561
	C	24338	11608	33	15	135	468	900	1721	1274	6240	822
	%	28	20	92	94	53	26	72	12	9	31	13
	1970 O		52477	29	14	202	1992	985	12965	12694	17037	6559
	C		10896	27	12	130	486	721	1728	1138	5865	789
	%		21	93	86	64	24	73	13	9	34	12
SHERIFF MNO270000	1971 O	1082	526	-	-	4	2	-	155	190	121	54
	C	274	48	-	-	2	1	-	21	5	13	6
	%	25	9	-	-	50	50	-	14	3	11	11
	1970 O		460	-	-	7	4	2	122	186	95	44
	C		72	-	-	6	1	2	31	16	13	3
	%		16	-	-	86	25	100	25	9	14	7
BLOOMINGTON PD MNO270100	1971 O	5610	3541	-	-	2	25	42	402	1248	1626	196
	C	2190	931	-	-	1	5	21	55	121	659	69
	%	39	26	-	-	50	20	50	14	10	41	35
	1970 O		3276	-	-	2	15	74	372	1139	1452	222
	C		942	-	-	-	9	52	80	135	598	68
	%		29	-	-	-	60	70	22	12	41	31

* Prior Case

** Data not reported or incomplete

*** Not a contributor

+ Repealed July 1, 1971

Total Part II	Other assaults	Arson	Forgery/counter.	Fraud	Embezzlement	Stolen property	Vandalism	Weapons	Prostitution	Other sex off.	Narcotic	Gambling	Family/child.	D.U.I.	Liquor laws	Drunkenness+	Disorderly	Vagrancy	Other	
1380	3	1	6	50	-	1	68	-	-	3	9	-	20	3	15	2	3	-	1196	
860	2	-	-	24	-	1	21	-	-	3	8	-	16	3	11	1	2	-	768	
62	67	-	-	48	-	100	31	-	-	100	89	-	80	100	73	50	67	-	64	
-	-	-	-	-	-	-	-	Not Available												-
490	16	1	8	9	-	6	135	7	-	16	9	-	1	25	97	78	11	-	71	
270	14	-	3	1	-	6	27	2	-	2	4	-	-	21	82	63	11	-	34	
55	88	-	38	11	-	100	20	29	-	13	44	-	-	84	85	81	100	-	48	
-	1	-	-	-	-	-	-	Not Available												-
-	1	-	-	-	-	-	-	Not Available												-
100	-	-	-	-	-	-	-	Not Available												-
17	-	-	-	-	-	-	-	2	-	-	-	-	1	4	4	3	1	-	2	
16	-	-	-	-	-	-	-	2	-	-	-	-	1	4	3	3	1	-	2	
94	-	-	-	-	-	-	-	100	-	-	-	-	100	100	75	100	100	-	100	
-	-	-	-	-	-	-	-	Not Available												-
30663	2948	107	696	746	7	167	9264	208	66	988	969	15	289	2014	1017	1632	1726	207	7597	
12780	2124	34	422	294	4	113	1120	109	47	336	633	11	196	1636	815	1556	736	22	2572	
42	72	32	61	39	57	68	12	52	71	34	65	73	68	81	80	95	43	11	34	
-	2949	-	-	-	-	-	-	Not Available												-
-	2214	-	-	-	-	-	-	Not Available												-
-	75	-	-	-	-	-	-	Not Available												-
556	6	2	8	19	1	2	86	3	-	2	18	8	7	42	25	17	28	-	282	
226	4	1	8	-	1	2	13	3	-	1	16	8	5	42	24	15	26	-	57	
41	67	50	100	-	100	100	15	100	-	50	89	100	71	100	96	88	93	-	20	
-	10	-	-	-	-	-	-	Not Available												-
-	10	-	-	-	-	-	-	Not Available												-
100	-	-	-	-	-	-	-	Not Available												-
2069	93	17	57	16	-	29	704	6	4	26	81	-	1	273	105	66	133	4	454	
1259	47	9	30	9	-	26	89	5	4	12	73	-	-	273	101	65	120	4	392	
61	51	53	53	56	-	90	13	83	100	46	90	-	-	100	96	98	90	100	86	
-	55	-	-	-	-	-	-	Not Available												-
-	32	-	-	-	-	-	-	Not Available												-
-	58	-	-	-	-	-	-	Not Available												-

		Grand Total	Total Part I	Mur/Non.-neg.	Neg. Mansl.	Rape	Robbery	Aggr. assault	Burglary	Lar O \$50	Lar U \$50	Auto theft
BROOKLYN CNTR.PD MNO2702000	1971 O	3087	1678	2	-	4	7	13	224	483	759	186
	C	852	413	-	-	1	5	2	30	70	245	60
	%	28	25	-	-	25	71	15	13	14	32	32
1970 O	C		1596	1	2	3	8	11	265	447	732	127
	%		446	1	-	-	-	8	87	46	280	24
			28	100	-	-	-	73	33	10	38	19
BROOKLYN PK.PD. MNO270300	1971 O	1894	1061	-	-	2	9	7	253	363	334	93
	C	425	146	-	-	1	9	5	33	36	48	14
	%	22	14	-	-	50	100	71	13	10	14	15
1970 O	C		724	-	-	3	5	4	122	334	213	43
	%		63	-	-	-	1	-	21	19	17	5
			9	-	-	-	20	-	17	6	8	12
CRYSTAL PD MNO270400	1971 O	2257	1419	-	-	1	21	9	251	377	631	129
	C	793	358	-	-	-	3	3	25	36	272	19
	%	35	25	-	-	-	14	33	10	10	43	15
1970 O	C		997	-	-	-	12	3	212	242	475	53
	%		376	-	-	-	2	3	19	19	329	4
			38	-	-	-	17	100	9	8	69	8
DEEPAVEN PD MNO270500	1971 O	246	119	-	-	-	-	-	30	39	44	6
	C	116	18	-	-	-	-	-	5	6	6	1
	%	47	15	-	-	-	-	-	17	15	14	17
1970 O	C		94	-	-	-	1	-	23	27	41	2
	%		17	-	-	-	-	-	11	2	4	-
			18	-	-	-	-	-	48	7	10	-
EDINA PD MNO270600	1971 O	3000	2045	-	-	-	6	15	317	629	970	108
	C	860	573	-	-	-	3	7	51	71	430	11
	%	29	28	-	-	-	50	47	16	11	44	10
1970 O	C		1376	-	-	-	1	30	126	389	742	88
	%		670	-	-	-	1	27	47	116	445	34
			49	-	-	-	100	90	37	30	60	39
EXCELSIOR PD MNO270700	1971 O	**409	152	-	-	-	-	2	33	44	66	7
	C	189	24	-	-	-	-	1	3	5	12	3
	%	46	16	-	-	-	-	50	9	11	18	43
1970 O	C	**										
	%											

* Prior Case

** Data not reported or incomplete

*** Not a contributor

+ Repealed July 1, 1971

Total Part II	Other assaults	Arson	Forgery/counter.	Fraud	Embezzlement	Stolen property	Vandalism	Weapons	Prostitution	Other sex off.	Narcotic	Gambling	Family/child.	D.U.I.	Liquor laws	Drunkenness+	Disorderly	Vagrancy	Other	
1409	64	2	61	152	-	7	420	12	-	55	53	1	7	72	41	27	159	5	271	
439	8	-	36	113	-	7	13	3	-	11	15	-	-	72	28	22	5	5	101	
31	13	-	59	74	-	100	3	25	-	20	28	-	-	100	68	81	3	100	37	
	65																			
	18																			
	28																			
	Not Available																			
833	67	7	8	18	-	7	352	13	1	30	37	-	23	89	20	16	53	3	89	
279	29	3	2	1	-	5	50	9	-	2	23	-	3	83	13	8	32	1	15	
33	43	43	25	6	-	71	14	69	-	7	62	-	13	93	65	50	60	33	17	
	4																			
	2																			
	50																			
	Not Available																			
838	81	9	28	30	1	4	253	12	-	17	21	1	12	145	60	24	55	1	84	
435	52	2	5	8	1	3	48	7	-	8	10	-	3	136	51	10	47	1	43	
52	64	22	18	27	100	75	19	58	-	47	48	-	25	94	85	42	85	100	51	
	21																			
	12																			
	57																			
	Not Available																			
127	2	-	-	-	-	-	26	2	-	-	1	-	-	4	17	1	1	-	73	
98	1	-	-	-	-	-	3	2	-	-	1	-	-	4	17	1	1	-	68	
77	50	-	-	-	-	-	12	100	-	-	100	-	-	100	100	100	100	-	93	
	-																			
	-																			
	-																			
	Not Available																			
955	35	13	36	14	1	22	327	3	-	29	63	-	3	40	63	32	18	4	252	
287	9	3	22	6	-	19	9	-	-	10	52	-	-	37	51	22	10	3	34	
30	26	23	61	43	-	86	3	-	-	34	83	-	-	93	81	69	56	75	13	
	18																			
	17																			
	94																			
	Not Available																			
257	4	-	2	-	-	-	42	-	-	2	6	-	2	1	5	18	40	1	134	
165	4	-	2	-	-	-	9	-	-	-	5	-	2	1	4	18	33	*2	85	
64	100	-	100	-	-	-	21	-	-	-	83	-	100	100	80	100	83	200	63	
	-																			
	-																			
	-																			
	Not Available																			

			Grand Total	Total Part I	Mur/Non-neg.	Neg. Mansl.	Rape	Robbery	Aggr. assault	Burglary	Lar O \$50	Lar U \$50	Auto Theft
GOLDEN VAL. PD MNO270800	1971	O	1476	963	-	-	1	15	5	232	344	273	93
		C	404	132	-	-	-	4	2	48	21	49	8
		%	27	14	-	-	-	27	40	21	6	18	9
	1970	O		760	-	-	-	12	2	196	298	214	38
		C		81	-	-	-	4	1	17	24	29	6
		%		11	-	-	-	33	50	9	8	14	16
HOPKINS PD MNO270900	1971	O	2918	922	-	-	-	5	2	164	395	280	76
		C	482	160	-	-	-	1	1	41	41	62	14
		%	17	17	-	-	-	20	50	25	10	22	18
	1970	O		890	-	-	1	7	1	86	388	304	103
		C		132	-	-	-	3	-	14	33	70	12
		%		15	-	-	-	43	-	16	9	23	12
MINNEAPOLIS PD MNO2701100	1971	O	46364	34815	33	13	228	1646	1037	10039	5884	10939	4996
		C	12232	6892	32	12	121	426	778	1084	502	3409	528
		%	26	20	97	92	53	26	75	11	9	31	11
	1970	O		32356	28	9	160	1818	760	9723	5731	8927	5200
		C		6365	26	9	115	437	568	1029	465	3228	488
		%		20	93	100	72	24	75	11	8	36	9
MINNETONKA PD MNO271200	1971	O	1406	805	-	-	1	3	8	182	295	273	43
		C	346	139	-	-	-	-	7	22	30	64	16
		%	25	17	-	-	-	-	88	12	10	23	37
	1970	O		622	-	-	1	4	-	145	270	179	23
		C		126	-	-	-	3	-	41	33	35	14
		%		20	-	-	-	75	-	28	12	20	61
MOUND PD MNO271300	1971	O	491	284	-	-	-	-	1	44	88	134	17
		C	184	43	-	-	-	-	1	12	9	19	2
		%	37	15	-	-	-	-	100	27	10	14	12
	1970	O		294	-	-	1	-	1	60	96	126	10
		C		47	-	-	-	-	-	19	10	14	4
		%		16	-	-	-	-	-	32	10	11	40
NEW HOPE PD MNO271400	1971	O	1304	760	-	1	1	2	7	187	217	312	33
		C	301	132	-	1	1	2	5	65	28	27	3
		%	23	17	-	100	100	100	71	35	13	9	9
	1970	O		806	-	1	2	5	19	177	252	312	38
		C		154	-	1	2	1	8	47	27	49	19
		%		19	-	100	100	20	42	27	11	16	50

* Prior Case

** Data not reported or incomplete

*** Not a contributor

+ Repealed July 1, 1971

Total Part II	Other assaults	Arson	Forgery/counter	Fraud	Embezzlement	Stolen property	Vandalism	Weapons	Prostitution	Other sex off.	Narcotic	Gambling	Family/child.	D.U.I.	Liquor laws	Drunkenness+	Disorderly	Vagrancy	Other
513	25	-	27	42	-	3	156	4	-	11	13	-	-	52	56	10	22	-	92
272	13	-	14	7	-	3	27	4	-	2	12	-	-	49	54	10	22	-	55
53	52	-	54	17	-	100	17	100	-	18	92	-	-	94	94	100	100	-	60
	26																		
	16																		
	62																		
	Not Available																		
1996	97	8	26	41	-	1	310	6	-	16	60	-	3	36	76	130	438	-	748
322	13	3	4	6	-	1	16	-	-	2	28	-	-	29	41	118	25	-	36
16	13	38	15	15	-	100	5	-	-	13	47	-	-	81	54	91	6	-	5
	83																		
	17																		
	20																		
	Not Available																		
11549	2241	4	280	70	-	54	4121	96	60	535	268	3	13	722	180	1131	550	142	1079
5340	1771	2	245	29	-	19	534	53	42	215	155	2	8	390	119	1130	265	2	359
46	79	50	88	41	-	35	13	55	70	40	58	67	62	54	66	100	48	1	33
	2426																		
	1955																		
	81																		
	Not Available																		
601	8	4	9	8	2	3	313	3	-	8	52	-	10	41	56	2	6	-	76
207	6	3	1	4	1	3	19	3	-	3	39	-	7	41	29	2	1	-	45
34	75	75	11	50	50	100	6	100	-	38	75	-	70	100	52	100	17	-	59
	2																		
	2																		
	100																		
	Not Available																		
207	5	-	-	-	-	1	66	1	-	1	6	-	1	21	28	11	11	-	54
141	5	-	-	-	-	1	7	1	-	1	4	-	-	21	28	11	8	-	54
68	100	-	-	-	-	100	11	100	-	100	67	-	-	100	100	100	73	-	100
	4																		
	3																		
	75																		
	Not Available																		
544	40	6	5	7	1	6	219	9	-	16	21	-	7	72	27	12	12	-	84
169	25	1	-	3	-	-	13	5	-	1	7	-	-	62	20	10	9	-	13
31	63	17	-	43	-	-	6	56	-	6	33	-	-	86	74	83	75	-	15
	21																		
	11																		
	52																		
	Not Available																		

		Grand Total	Total Part I	Mur/Non-neg.	Neg. Mansl.	Rape	Robbery	Aggr. assault	Burglary	Lar O \$50	Lar U \$50	Auto theft
ORONO PD MNO271500	1971 O	412	212	-	-	-	-	-	58	106	39	9
	C	109	23	-	-	-	-	-	3	13	7	-
	%	26	11	-	-	-	-	-	5	11	18	-
1970 O			196	-	-	-	2	-	52	83	42	17
	C		27	-	-	-	-	-	14	7	2	4
	%		14	-	-	-	-	-	27	8	5	24
OSSEO PD MNO271600	1971 O	130	109	-	-	-	1	-	31	42	28	7
	C	9	8	-	-	-	-	-	3	2	3	-
	%	7	7	-	-	-	-	-	10	5	11	-
1970 O	**											
	C											
	%											
PLYMOUTH PD MNO271700	1971 O	1200	779	1	-	1	3	29	218	240	240	47
	C	339	158	1	-	1	2	25	39	23	59	7
	%	28	20	100	-	100	67	86	18	10	25	15
1970 O			598	-	-	5	8	25	155	179	195	31
	C		141	-	-	4	6	21	42	23	39	6
	%		24	-	-	80	75	84	27	13	20	19
RICHFIELD PD MNO271800	1971 O	2986	1158	-	2	-	8	20	313	358	324	133
	C	1415	270	-	2	-	2	19	84	44	97	22
	%	47	23	-	100	-	25	95	27	12	30	17
1970 O			1131	-	-	2	21	5	253	374	289	187
	C		254	-	-	-	4	4	91	26	72	57
	%		22	-	-	-	19	80	36	9	25	30
ROBBINSDALE PD MNO271900	1971 O	1315	1040	-	-	1	9	2	217	309	423	79
	C	288	189	-	-	-	-	2	17	49	114	7
	%	22	18	-	-	-	-	100	8	16	27	9
1970 O			896	-	-	3	6	11	226	271	296	83
	C		89	-	-	-	3	7	12	7	51	9
	%		10	-	-	-	50	64	5	3	17	11
ST. ANTHONY PD MNO272000	1971 O	929	738	-	-	2	4	18	84	195	363	72
	C	332	275	-	-	-	-	7	-	22	243	3
	%	36	37	-	-	-	-	39	-	11	67	4
1970 O			728	-	-	1	10	11	79	155	388	84
	C		282	-	-	-	1	5	-	11	261	4
	%		39	-	-	-	10	45	-	7	67	5

* Prior Case

** Data not reported or incomplete

*** Not a contributor

+ Repealed July 1, 1971

Total Part II	Other assaults	Arson	Forgery/counter	Fraud	Embezzlement	Stolen property	Vandalism	Weapons	Prostitution	Other sex off.	Narcotic	Gambling	Family/child.	D.U.I.	Liquor laws	Drunkenness+	Disorderly	Vagrancy	Other
200	-	-	4	-	-	-	108	1	-	2	7	-	-	10	12	3	-	-	53
86	-	-	1	-	-	-	6	1	-	-	7	-	-	10	12	3	-	-	46
43	-	-	25	-	-	-	6	100	-	-	100	-	-	100	100	100	-	-	87
-	-	-	-	-	-	-	-	-	-	-	-	-	-	-	-	-	-	-	-
-	-	-	-	-	-	-	-	-	-	-	-	-	-	-	-	-	-	-	-
21	-	1	-	-	-	-	16	-	-	-	-	-	-	-	-	-	-	-	4
1	-	-	-	-	-	-	-	-	-	-	-	-	-	-	-	-	-	-	1
5	-	-	-	-	-	-	-	-	-	-	-	-	-	-	-	-	-	-	25
-	-	-	-	-	-	-	-	-	-	-	-	-	-	-	-	-	-	-	-
-	-	-	-	-	-	-	-	-	-	-	-	-	-	-	-	-	-	-	-
421	9	3	2	1	-	1	198	2	-	18	23	-	4	61	30	4	7	-	58
182	7	-	-	1	-	-	18	2	-	2	12	-	3	61	30	4	5	-	37
43	78	-	-	100	-	-	9	100	-	11	52	-	75	100	100	100	71	-	64
-	-	-	-	-	-	-	-	-	-	-	-	-	-	-	-	-	-	-	-
-	-	-	-	-	-	-	-	-	-	-	-	-	-	-	-	-	-	-	-
11	-	-	-	-	-	-	-	-	-	-	-	-	-	-	-	-	-	-	-
11	-	-	-	-	-	-	-	-	-	-	-	-	-	-	-	-	-	-	-
100	-	-	-	-	-	-	-	-	-	-	-	-	-	-	-	-	-	-	-
1828	58	5	29	56	-	4	375	4	-	86	111	-	-	129	78	42	128	1	722
1145	51	3	14	34	-	4	93	2	-	37	85	-	-	129	77	34	105	1	476
63	88	60	48	61	-	100	25	50	-	43	77	-	-	100	99	81	82	100	66
-	-	-	-	-	-	-	-	-	-	-	-	-	-	-	-	-	-	-	-
-	-	-	-	-	-	-	-	-	-	-	-	-	-	-	-	-	-	-	-
32	-	-	-	-	-	-	-	-	-	-	-	-	-	-	-	-	-	-	-
24	-	-	-	-	-	-	-	-	-	-	-	-	-	-	-	-	-	-	-
75	-	-	-	-	-	-	-	-	-	-	-	-	-	-	-	-	-	-	-
275	11	-	9	6	-	-	168	-	-	17	1	-	-	37	6	9	6	-	5
99	10	-	4	4	-	-	14	-	-	6	1	-	-	34	6	9	6	-	5
36	91	-	44	67	-	-	8	-	-	35	100	-	-	92	100	100	100	-	100
-	-	-	-	-	-	-	-	-	-	-	-	-	-	-	-	-	-	-	-
-	-	-	-	-	-	-	-	-	-	-	-	-	-	-	-	-	-	-	-
13	-	-	-	-	-	-	-	-	-	-	-	-	-	-	-	-	-	-	-
7	-	-	-	-	-	-	-	-	-	-	-	-	-	-	-	-	-	-	-
54	-	-	-	-	-	-	-	-	-	-	-	-	-	-	-	-	-	-	-
191	3	-	5	8	1	3	75	-	-	11	8	1	13	2	12	6	3	2	38
57	1	-	2	3	-	3	2	-	-	-	5	-	1	2	12	5	3	2	16
30	33	-	40	38	-	100	3	-	-	-	63	-	8	100	100	83	100	100	42
-	-	-	-	-	-	-	-	-	-	-	-	-	-	-	-	-	-	-	-
-	-	-	-	-	-	-	-	-	-	-	-	-	-	-	-	-	-	-	-
-	-	-	-	-	-	-	-	-	-	-	-	-	-	-	-	-	-	-	-

		Grand Total	Total Part I	Mur/Non-neg.	Neg. Mansl.	Rape	Robbery	Aggr. assault	Burglary	Lar O \$50	Lar U \$50	Auto theft
ST. LOUIS PK.PD MN0272100	1971 O	4497	2235	-	-	3	25	16	310	814	953	114
	C	1897	571	-	-	4*	4	11	56	112	360	24
	%	42	26	-	-	133	16	69	18	14	38	21
1970 O		1992		-	1	4	17	7	265	711	854	133
	C	502		-	1	2	8	7	76	86	300	22
	%	25		-	100	50	47	100	29	12	35	17
SHOREWOOD PD MN0272200	1971 O	510	172	-	-	-	-	1	34	84	45	8
	C	45	8	-	-	-	-	1	-	4	1	2
	%	9	5	-	-	-	-	100	-	5	2	25
1970 O		149		-	-	1	-	-	30	73	38	7
	C	10		-	-	-	-	-	2	7	1	-
	%	7		-	-	-	-	-	7	10	3	-
WAYZATA PD MN0272300	1971 O	264	193	-	-	-	2	1	43	63	78	6
	C	6	4	-	-	-	-	-	-	-	4	-
	%	2	2	-	-	-	-	-	-	-	5	-
1970 O		189		-	-	1	2	3	34	68	70	11
	C	4		-	-	-	-	-	-	1	2	1
	%	2		-	-	-	-	-	-	1	3	9
U OF M PD MN0272400	1971 O	3868	1886	-	-	2	22	18	138	898	776	32
	C	148	63	-	-	1	1	1	12	15	31	2
	%	4	3	-	-	50	5	6	9	2	4	6
1970 O		2067		-	-	2	30	9	141	874	1003	8
	C	55		-	-	-	-	3	16	13	18	5
	%	3		-	-	-	-	33	11	1	2	63
EDEN PRAIRIE PD MN0272600	1971 O	252	118	-	-	2	2	1	43	45	19	6
	C	50	14	-	-	2	-	1	1	7	3	-
	%	20	12	-	-	100	-	100	2	16	16	-
1970 O		135		-	-	-	2	1	54	43	30	5
	C	21		-	-	-	-	1	7	7	6	-
	%	16		-	-	-	-	100	13	16	20	-
MAPLE GROVE PD MN0272700	1971 O	576	115	-	-	-	-	2	36	54	15	8
	C	88	13	-	-	-	-	-	9	1	2	1
	%	15	11	-	-	-	-	-	25	2	13	13
1970 O		103		-	1	2	2	6	29	49	12	2
	C	18		-	1	1	2	4	5	4	1	-
	%	17		-	100	50	100	67	17	8	8	-

* Prior Case

** Data not reported or incomplete

*** Not a contributor

+ Repealed July 1, 1971.

		Grand Total	Total Part I	Mur/Non-neg.	Neg. Mansl.	Rape	Robbery	Aggr. assault	Burglary	Lar O \$50	Lar U \$50	Auto theft
MINNETRISTA PD MNO272800	1971 O	71	46	-	-	-	-	-	19	16	8	3
	C	14	4	-	-	-	-	-	2	1	1	-
	%	20	9	-	-	-	-	-	11	6	13	-
1970 O			42	-	-	1	-	-	18	15	8	-
	C		2	-	-	-	-	-	-	1	1	-
	%		5	-	-	-	-	-	-	7	13	-
HOUSTON CO.	1971 O	703	199	-	-	1	1	6	49	62	71	9
	C	442	57	-	-	-	-	6	14	19	15	3
	%	63	29	-	-	-	-	100	29	31	21	33
1970 O			171	-	-	1	2	2	49	35	66	16
	C		42	-	-	1	-	2	12	11	12	4
	%		25	-	-	100	-	100	24	31	18	25
SHERIFF MNO280000	1971 O	435	128	-	-	-	1	6	30	44	44	3
	C	281	45	-	-	-	-	6	13	14	10	2
	%	65	35	-	-	-	-	100	43	32	23	67
1970 O			118	-	-	1	1	1	34	28	47	6
	C		29	-	-	1	-	1	9	9	6	3
	%		25	-	-	100	-	100	26	32	13	50
CALEDONIA PD MNO280100	1971 O	83	11	-	-	-	-	-	2	5	4	-
	C	72	2	-	-	-	-	-	-	1	1	-
	%	87	18	-	-	-	-	-	-	20	25	-
1970 O			21	-	-	-	-	1	10	1	8	1
	C		11	-	-	-	-	1	3	1	5	1
	%		52	-	-	-	-	100	30	100	63	100
LACRESCENT PD MNO280300	1971 O	185	60	-	-	1	-	-	17	13	23	6
	C	89	10	-	-	-	-	-	1	4	4	1
	%	48	17	-	-	-	-	-	6	31	17	17
1970 O			32	-	-	-	1	-	5	6	11	9
	C		2	-	-	-	-	-	-	1	1	-
	%		6	-	-	-	-	-	-	17	9	-
HUBBARD CO.	1971 O	562	273	-	1	-	-	1	135	81	37	18
	C	193	39	-	1	-	-	1	10	7	12	8
	%	34	14	-	100	-	-	100	7	9	32	44
1970 O			216	-	-	-	-	1	108	52	35	20
	C		42	-	-	-	-	1	9	4	11	17
	%		19	-	-	-	-	100	8	8	31	85

* Prior Case

** Data not reported or incomplete

*** Not a contributor

+ Repealed July 1, 1971

Total Part II	Other assaults	Arson	Forgery/counter.	Fraud	Embezzlement	Stolen property	Vandalism	Weapons	Prostitution	Other sex off.	Narcotic	Gambling	Family/child.	D.U.I.	Liquor laws	Drunkennes+	Disorderly	Vagrancy	Other
25	1	-	-	-	-	-	12	-	-	1	3	-	-	4	3	-	-	-	1
10	-	-	-	-	-	-	1	-	-	1	1	-	-	4	3	-	-	-	-
40	-	-	-	-	-	-	8	-	-	100	33	-	-	100	100	-	-	-	-
-	-	-	-	-	-	-	-	-	-	-	-	-	-	-	-	-	-	-	-
-	-	-	-	-	-	-	-	-	-	-	-	-	-	-	-	-	-	-	-
-	-	-	-	-	-	-	-	-	-	-	-	-	-	-	-	-	-	-	-
504	5	-	24	44	-	5	104	3	-	2	5	-	9	36	138	29	44	6	50
385	5	1*	17	30	-	4	37	3	-	2	5	-	4	36	118	28	43	6	46
76	100	-	71	68	-	80	36	100	-	100	100	-	44	100	86	97	98	100	92
2	-	-	-	-	-	-	-	-	-	-	-	-	-	-	-	-	-	-	-
2	-	-	-	-	-	-	-	-	-	-	-	-	-	-	-	-	-	-	-
100	-	-	-	-	-	-	-	-	-	-	-	-	-	-	-	-	-	-	-
307	5	-	24	44	-	1	66	3	-	2	4	-	5	22	49	23	29	6	24
236	5	1*	17	30	-	1	20	3	-	2	4	-	4	22	49	22	28	6	22
77	100	-	71	68	-	100	30	100	-	100	100	-	80	100	100	96	97	100	92
1	-	-	-	-	-	-	-	-	-	-	-	-	-	-	-	-	-	-	-
1	-	-	-	-	-	-	-	-	-	-	-	-	-	-	-	-	-	-	-
100	-	-	-	-	-	-	-	-	-	-	-	-	-	-	-	-	-	-	-
72	-	-	-	-	-	3	2	-	-	-	-	-	-	9	38	6	9	-	5
70	-	-	-	-	-	2	1	-	-	-	-	-	-	9	38	6	9	-	5
97	-	-	-	-	-	67	50	-	-	-	-	-	-	100	100	100	100	-	100
-	-	-	-	-	-	-	-	-	-	-	-	-	-	-	-	-	-	-	-
-	-	-	-	-	-	-	-	-	-	-	-	-	-	-	-	-	-	-	-
125	-	-	-	-	-	1	36	-	-	-	1	-	4	5	51	-	6	-	21
79	-	-	-	-	-	1	16	-	-	-	1	-	-	5	31	-	6	-	19
63	-	-	-	-	-	100	44	-	-	-	100	-	-	100	61	-	100	-	90
1	-	-	-	-	-	-	-	-	-	-	-	-	-	-	-	-	-	-	-
1	-	-	-	-	-	-	-	-	-	-	-	-	-	-	-	-	-	-	-
100	-	-	-	-	-	-	-	-	-	-	-	-	-	-	-	-	-	-	-
289	-	-	-	-	-	6	14	-	-	-	-	-	1	18	45	26	37	-	142
154	-	-	-	-	-	6	-	-	-	-	-	-	1	17	45	26	37	-	22
53	-	-	-	-	-	100	-	-	-	-	-	-	100	94	100	100	100	-	15
-	-	-	-	-	-	-	-	-	-	-	-	-	-	-	-	-	-	-	-
-	-	-	-	-	-	-	-	-	-	-	-	-	-	-	-	-	-	-	-
-	-	-	-	-	-	-	-	-	-	-	-	-	-	-	-	-	-	-	-

		Grand Total	Total Part I	Mur/Non-neg.	Neg. Mansl.	Rape	Robbery	Aggr. assault	Burglary	Lar O \$50	Lar U \$50	Auto theft
SHERIFF MNO290000	1971 O	367	193	-	1	-	-	1	124	57	7	3
	C	54	14	-	1	-	-	1	8	1	2	1
	%	15	7	-100	-	-	-	100	6	2	29	33
1970 O			145	-	-	-	-	1	99	32	11	2
	C		12	-	-	-	-	1	7	1	1	2
	%		8	-	-	-	-	100	7	3	9	100
PARK RAPIDS PD MNO290100	1971 O	195	80	-	-	-	-	-	11	24	30	15
	C	139	25	-	-	-	-	-	2	6	10	7
	%	71	31	-	-	-	-	-	18	25	33	47
1970 O			71	-	-	-	-	-	9	20	24	18
	C		30	-	-	-	-	-	2	3	10	15
	%		42	-	-	-	-	-	22	15	42	83
ISANTI CO.	1971 O	537	338	-	-	-	-	10	142	82	71	33
	C	237	66	-	-	-	-	9	14	7	13	23
	%	43	20	-	-	-	-	90	10	9	18	70
1970 O			187	-	-	-	-	-	91	51	39	6
	C		23	-	-	-	-	-	10	3	6	4
	%		12	-	-	-	-	-	11	6	15	67
SHERIFF MNO30000	1971 O	363	246	-	-	-	-	8	116	62	43	17
	C	150	39	-	-	-	-	8	9	5	5	12
	%	41	16	-	-	-	-	100	8	8	12	71
1970 O			143	-	-	-	-	-	67	40	33	3
	C		17	-	-	-	-	-	6	3	5	3
	%		12	-	-	-	-	-	9	8	15	100
CAMBRIDGE PD MNO300100	1971 O	194	92	-	-	-	-	2	26	20	28	16
	C	87	27	-	-	-	-	1	5	2	8	11
	%	45	29	-	-	-	-	50	19	10	29	69
1970 O			44	-	-	-	-	-	24	11	6	3
	C		6	-	-	-	-	-	4	-	1	1
	%		14	-	-	-	-	-	17	-	17	33
ITASCA CO.	1971 O	**745	255	-	-	1	2	12	43	83	106	8
	C	479	93	-	-	1	2	12	9	13	54	2
	%	64	36	-	-	100	100	100	21	16	51	25
1970 O			278	-	-	-	-	7	33	53	166	19
	C		163	-	-	-	-	7	15	14	126	1
	%		59	-	-	-	-	100	45	26	76	5

* Prior Case

** Data not reported or incomplete

*** Not a contributor

+ Repealed July 1, 1971

Total Part II	Other assaults	Arson	Forgery/counter.	Fraud	Embezzlement	Stolen property	Vandalism	Weapons	Prostitution	Other sex off.	Narcotic	Gambling	Family/child.	D.U.I.	Liquor laws	Drunkennesst	Disorderly	Vagrancy	Other
174	-	-	-	-	-	5	14	-	-	-	-	-	1	3	11	4	2	-	134
40	-	-	-	-	-	5	-	-	-	-	-	-	1	3	11	4	2	-	14
23	-	-	-	-	-	100	-	-	-	-	-	-	100	100	100	100	100	-	10
	-	-	-	-	-	-	-	-	-	-	-	-	-	-	-	-	-	-	-
115	-	-	-	-	-	1	-	-	-	-	-	-	-	15	34	22	35	-	8
114	-	-	-	-	-	1	-	-	-	-	-	-	-	14	34	22	35	-	8
99	-	-	-	-	-	100	-	-	-	-	-	-	-	93	100	100	100	-	100
	-	-	-	-	-	-	-	-	-	-	-	-	-	-	-	-	-	-	-
219	4	-	-	-	1	1	12	1	-	1	1	-	5	71	36	17	16	-	53
171	1	-	-	-	1	1	3	-	-	-	-	-	5	55	31	17	12	-	45
78	25	-	-	-	100	100	25	-	-	-	-	-	100	77	86	100	75	-	85
	-	-	-	-	-	-	-	-	-	-	-	-	-	-	-	-	-	-	-
117	-	-	-	-	1	1	-	-	-	-	-	-	5	45	13	8	1	-	43
111	-	-	-	-	1	1	-	-	-	-	-	-	5	42	13	8	1	-	40
95	-	-	-	-	100	100	-	-	-	-	-	-	100	93	100	100	100	-	90
	-	-	-	-	-	-	-	-	-	-	-	-	-	-	-	-	-	-	-
102	4	-	-	-	-	-	12	1	-	1	1	-	-	26	23	9	15	-	10
60	1	-	-	-	-	-	3	-	-	-	-	-	-	13	18	9	11	-	5
59	25	-	-	-	-	-	25	-	-	-	-	-	-	50	78	100	73	-	50
	-	-	-	-	-	-	-	-	-	-	-	-	-	-	-	-	-	-	-
490	-	3	3	-	-	27	85	-	-	-	21	-	1	51	78	76	17	1	127
386	-	3	3	-	-	13	40	-	-	-	22*	-	1	*52	*87	74	*22	1	68
79	-	100	100	-	-	48	47	-	-	-	104	-	100	102	112	97	129	100	54
	-	-	-	-	-	-	-	-	-	-	-	-	-	-	-	-	-	-	-

		Grand Total	Total Part I	Mur/Non-neg.	Neg. Mansl.	Rape	Robbery	Aggr. assault	Burglary	Lar O \$50	Lar U \$50	Auto theft
RIFF 310000	1971 O	**132	54	-	-	1	2	6	21	17	6	1
	C	87	14	-	-	1	2	6	4	-	-	1
	%	66	26	-	-	100	100	100	19	-	-	100
	1970 O	**										
	C											
	%											
ND RAPIDS PD 310300	1971 O	**613	201	-	-	-	-	6	22	66	100	7
	C	392	79	-	-	-	-	6	5	13	54	1
	%	64	39	-	-	-	-	100	23	20	54	14
	1970 O		278	-	-	-	-	7	33	53	166	19
	C		163	-	-	-	-	7	15	14	126	1
	%		59	-	-	-	-	100	45	26	76	5
KSON CO.	1971 O	344	136	-	-	-	1	-	48	46	35	6
	C	145	17	-	-	-	1	-	6	3	3	4
	%	42	13	-	-	-	100	-	13	7	9	67
	1970 O		189	-	-	-	-	2	50	69	59	9
	C		48	-	-	-	-	2	15	11	13	7
	%		25	-	-	-	-	100	30	16	22	78
RIFF 320000	1971 O	241	94	-	-	-	-	-	42	32	19	1
	C	82	8	-	-	-	-	-	5	2	1	-
	%	34	9	-	-	-	-	-	12	6	5	-
	1970 O		128	-	-	-	-	1	33	52	38	4
	C		26	-	-	-	-	1	13	6	5	1
	%		20	-	-	-	-	100	39	12	13	25
KSON PD 320100	1971 O	103	42	-	-	-	1	-	6	14	16	5
	C	63	9	-	-	-	1	-	1	1	2	4
	%	61	21	-	-	-	100	-	17	7	13	80
	1970 O		61	-	-	-	-	1	17	17	21	5
	C		22	-	-	-	-	1	2	5	8	6
	%		36	-	-	-	-	100	12	29	38	120
ABEC CO.	1971 O	153	76	-	-	-	1	-	32	27	13	3
	C	80	9	-	-	-	1	-	5	2	-	1
	%	52	12	-	-	-	100	-	16	7	-	33
	1970 O		92	-	-	-	-	-	33	36	21	2
	C		7	-	-	-	-	-	3	1	1	2
	%		8	-	-	-	-	-	9	3	5	100

Prior Case
 Data not reported or incomplete
 Not a contributor
 Repealed July 1, 1971

Total Part II	Other assaults	Arson	Forgery/Counter	Fraud	Embezzlement	Stolen Property	Vandalism	Weapons	Prostitution	Other sex off.	Narcotic	Gambling	Family/child.	D.U.I.	Liquor laws	Drunkenness+	Disorderly	Vagrancy	Other	
78	-	2	2	-	-	-	5	-	-	-	2	-	1	20	-	32	2	1	11	
73	-	2	2	-	-	-	-	-	-	-	2	-	1	20	-	32	2	1	11	
94	-	100	100	-	-	-	-	-	-	-	100	-	100	100	-	100	100	100	100	
-	-	-	-	-	-	-	-	-	-	-	-	-	-	-	-	-	-	-	-	-
-	-	-	-	-	-	-	-	-	-	-	-	-	-	-	-	-	-	-	-	-
412	-	1	1	-	-	27	80	-	-	-	19	-	-	31	78	44	15	-	116	
313	-	1	1	-	-	13	40	-	-	-	*20	-	-	*32	*87	42	*20	-	57	
76	-	100	100	-	-	48	50	-	-	-	105	-	-	103	112	95	133	-	49	
-	-	-	-	-	-	-	-	-	-	-	-	-	-	-	-	-	-	-	-	-
-	-	-	-	-	-	-	-	-	-	-	-	-	-	-	-	-	-	-	-	-
208	-	-	8	7	-	1	71	-	-	1	-	-	-	20	72	8	12	-	8	
128	-	-	5	7	-	1	3	-	-	1	-	-	-	20	70	4	12	-	5	
62	-	-	63	100	-	100	4	-	-	100	-	-	-	100	97	50	100	-	63	
-	-	-	-	-	-	-	-	-	-	-	-	-	-	-	-	-	-	-	-	-
-	-	-	-	-	-	-	-	-	-	-	-	-	-	-	-	-	-	-	-	-
147	-	-	8	-	-	-	71	-	-	-	-	-	-	5	55	-	2	-	6	
74	-	-	5	-	-	-	3	-	-	-	-	-	-	5	55	-	2	-	4	
50	-	-	63	-	-	-	4	-	-	-	-	-	-	100	100	-	100	-	67	
-	-	-	-	-	-	-	-	-	-	-	-	-	-	-	-	-	-	-	-	-
-	-	-	-	-	-	-	-	-	-	-	-	-	-	-	-	-	-	-	-	-
61	-	-	-	7	-	1	-	-	-	1	-	-	-	15	17	8	10	-	2	
54	-	-	-	7	-	1	-	-	-	1	-	-	-	15	15	4	10	-	1	
89	-	-	-	100	-	100	-	-	-	100	-	-	-	100	88	50	100	-	50	
-	-	-	-	-	-	-	-	-	-	-	-	-	-	-	-	-	-	-	-	-
-	-	-	-	-	-	-	-	-	-	-	-	-	-	-	-	-	-	-	-	-
77	-	-	-	-	-	-	2	-	-	-	4	-	-	46	13	5	3	-	4	
71	-	-	-	-	-	-	2	-	-	-	-	-	-	44	13	5	3	-	4	
92	-	-	-	-	-	-	100	-	-	-	-	-	-	96	100	100	100	-	100	
-	-	-	-	-	-	-	-	-	-	-	-	-	-	-	-	-	-	-	-	-
-	-	-	-	-	-	-	-	-	-	-	-	-	-	-	-	-	-	-	-	-
1	-	-	-	-	-	-	-	-	-	-	-	-	-	-	-	-	-	-	-	-
-	-	-	-	-	-	-	-	-	-	-	-	-	-	-	-	-	-	-	-	-
-	-	-	-	-	-	-	-	-	-	-	-	-	-	-	-	-	-	-	-	-

		Grand Total	Total Part I	Mur/Non-neg.	Neg. Mansl.	Rape	Robbery	Aggr. assault	Burglary	Lar O \$50	Lar U \$50	Auto theft
SHERIFF MNO330000	1971 O	122	70	-	-	-	1	-	26	27	13	3
	C	56	8	-	-	-	1	-	4	2	-	1
	%	46	11	-	-	-	100	-	15	7	-	33
	1970 O		82	-	-	-	-	-	29	32	19	2
	C		7	-	-	-	-	-	3	1	1	2
	%		8	-	-	-	-	-	10	3	5	100
MORA PD MNO330100	1971 O	31	6	-	-	-	-	-	6	-	-	-
	C	24	1	-	-	-	-	-	1	-	-	-
	%	77	17	-	-	-	-	-	17	-	-	-
	1970 O		10	-	-	-	-	-	4	4	2	-
	C		-	-	-	-	-	-	-	-	-	-
	%		-	-	-	-	-	-	-	-	-	-
KANDIYOHI CO.	1971 O	2069	527	-	-	-	-	2	134	190	187	14
	C	1430	122	-	-	-	-	2	21	33	61	5
	%	69	23	-	-	-	-	100	16	17	33	36
	1970 O		561	9	1	-	1	3	113	197	217	20
	C		176	9	1	-	-	3	27	32	91	13
	%		31	100	100	-	-	100	24	16	42	65
SHERIFF MNO340000	1971 O	938	255	-	-	-	-	-	91	108	53	3
	C	622	38	-	-	-	-	-	11	15	12	-
	%	66	15	-	-	-	-	-	12	14	23	-
	1970 O		256	8	1	-	-	3	74	96	69	5
	C		56	8	1	-	-	3	15	10	18	1
	%		22	100	100	-	-	100	20	10	26	20
WILLMAR PD MNO340100	1971 O	1131	272	-	-	-	-	2	43	82	134	11
	C	808	84	-	-	-	-	2	10	18	49	5
	%	71	31	-	-	-	-	100	23	22	37	45
	1970 O		305	1	-	-	1	-	39	101	148	15
	C		120	1	-	-	-	-	12	22	73	12
	%		39	100	-	-	-	-	31	22	49	80
KITTSON CO. SHERIFF MNO350000	1971 O	77	24	-	-	-	-	-	18	3	3	-
	C	51	5	-	-	-	-	-	3	1	1	-
	%	66	21	-	-	-	-	-	17	33	33	-
	1970 O		19	1	-	-	-	-	9	6	3	-
	C		14	1	-	-	-	-	6	5	2	-
	%		74	100	-	-	-	-	67	83	67	-

* Prior Case

** Data not reported or incomplete

*** Not a contributor

Repealed July 1, 1971

Total Part II	Other assaults	Arson	Forgery/counter	Fraud	Embezzlement	Stolen property	Vandalism	Weapons	Prostitution	Other sex off.	Narcotic	Gambling	Family/child	D.U.I.	Liquor laws	Drunkenness+	Disorderly	Vagrancy	Other
52	-	-	-	-	-	-	-	-	-	-	4	-	-	39	1	2	2	-	4
48	-	-	-	-	-	-	-	-	-	-	-	-	-	39	1	2	2	-	4
92	-	-	-	-	-	-	-	-	-	-	-	-	-	100	100	100	100	-	100
	-	-	-	-	-	-	-	-	-	-	-	-	-	-	-	-	-	-	-
	-	-	-	-	-	-	-	-	-	-	-	-	-	-	-	-	-	-	-
25	-	-	-	-	-	-	2	-	-	-	-	-	-	7	12	3	1	-	-
23	-	-	-	-	-	-	2	-	-	-	-	-	-	5	12	3	1	-	-
92	-	-	-	-	-	-	100	-	-	-	-	-	-	71	100	100	100	-	-
	-	-	-	-	-	-	-	-	-	-	-	-	-	-	-	-	-	-	-
	1	-	-	-	-	-	-	-	-	-	-	-	-	-	-	-	-	-	-
100	-	-	-	-	-	-	-	-	-	-	-	-	-	-	-	-	-	-	-
	-	-	-	-	-	-	-	-	-	-	-	-	-	-	-	-	-	-	-
1542	-	6	16	818	-	4	113	-	-	10	18	-	-	122	122	118	49	4	142
1308	-	3	9	714	-	4	18	-	-	9	16	-	-	122	116	118	49	4	126
85	-	50	56	87	-	100	16	-	-	90	89	-	-	100	95	100	100	100	89
	-	-	-	-	-	-	-	-	-	-	-	-	-	-	-	-	-	-	-
	2	-	-	-	-	-	-	-	-	-	-	-	-	-	-	-	-	-	-
100	-	-	-	-	-	-	-	-	-	-	-	-	-	-	-	-	-	-	-
	-	-	-	-	-	-	-	-	-	-	-	-	-	-	-	-	-	-	-
683	-	3	4	458	-	2	55	-	-	1	5	-	-	48	36	24	9	1	37
584	-	1	3	411	-	2	12	-	-	1	5	-	-	48	35	24	9	1	32
86	-	33	75	90	-	100	22	-	-	100	100	-	-	100	97	100	100	100	86
	-	-	-	-	-	-	-	-	-	-	-	-	-	-	-	-	-	-	-
	-	-	-	-	-	-	-	-	-	-	-	-	-	-	-	-	-	-	-
859	-	3	12	360	-	2	58	-	-	9	13	-	-	74	86	94	40	3	105
724	-	2	6	303	-	2	6	-	-	8	11	-	-	74	81	94	40	3	94
84	-	67	50	84	-	100	10	-	-	89	85	-	-	100	94	100	100	100	90
	-	-	-	-	-	-	-	-	-	-	-	-	-	-	-	-	-	-	-
	2	-	-	-	-	-	-	-	-	-	-	-	-	-	-	-	-	-	-
100	-	-	-	-	-	-	-	-	-	-	-	-	-	-	-	-	-	-	-
	-	-	-	-	-	-	-	-	-	-	-	-	-	-	-	-	-	-	-
53	-	-	2	-	-	5	-	-	-	-	-	-	1	25	2	8	5	1	4
46	-	-	1	-	-	2	-	-	-	-	-	-	1	24	2	6	5	1	4
87	-	-	50	-	-	40	-	-	-	-	-	-	100	96	100	75	100	100	100
	-	-	-	-	-	-	-	-	-	-	-	-	-	-	-	-	-	-	-
	-	-	-	-	-	-	-	-	-	-	-	-	-	-	-	-	-	-	-

		Grand Total	Total Part I	Mur/Non-neg.	Neg. Mansl.	Rape	Robbery	Aggr. assault	Burglary	Lar O \$50	Lar U \$50	Auto theft	
KOOCHICHING CO.	1971	0	1793	706	-	-	2	-	8	159	251	252	34
	C		279	84	-	-	1	-	5	17	14	43	4
	%		16	12	-	-	50	-	63	11	6	17	12
	1970	0		612	-	-	3	5	1	125	164	272	42
	C			122	-	-	3	2	1	22	9	72	13
	%			20	-	-	100	40	100	18	5	26	31
SHERIFF MNO360000	1971	0	725	392	-	-	1	-	7	119	155	91	19
	C		78	30	-	-	-	-	4	3	12	8	3
	%		11	8	-	-	-	-	57	3	8	9	16
	1970	0		329	-	-	2	4	1	99	81	128	14
	C			43	-	-	2	1	1	20	5	8	6
	%			13	-	-	100	25	100	20	6	6	43
INTERNATIONAL FALLS PD MNO360100	1971	0	1068	314	-	-	1	-	1	40	96	161	15
	C		201	54	-	-	1	-	1	14	2	35	1
	%		19	17	-	-	100	-	100	35	2	22	7
	1970	0		283	-	-	1	1	-	26	83	144	28
	C			79	-	-	1	1	-	2	4	64	7
	%			28	-	-	100	100	-	8	5	44	25
LAC QUI PARLE CO SHERIFF MNO370000	1971	0	84	46	-	-	-	-	1	12	20	12	1
	C		35	5	-	-	-	-	1	-	1	3	-
	%		42	11	-	-	-	-	100	-	5	25	-
	1970	0		38	1	-	-	-	-	10	18	7	2
	C			5	1	-	-	-	-	2	-	1	1
	%			13	100	-	-	-	-	20	-	14	50
LAKE CO.	1971	0	664	410	-	-	-	-	8	199	79	111	13
	C		200	71	-	-	-	-	7	24	12	23	5
	%		30	17	-	-	-	-	88	12	15	21	38
	1970	0		229	-	-	-	1	2	102	65	55	4
	C			30	-	-	-	1	2	16	4	6	1
	%			13	-	-	-	100	100	16	6	11	25
SHERIFF MNO380000	1971	0	311	210	-	-	-	-	4	128	48	25	5
	C		104	28	-	-	-	-	3	21	4	-	-
	%		33	13	-	-	-	-	75	16	8	-	-
	1970	0		114	-	-	-	-	2	61	40	11	-
	C			17	-	-	-	-	2	11	2	2	-
	%			15	-	-	-	-	100	18	5	18	-

* Prior Case

** Data not reported or incomplete

*** Not a contributor

+ Repealed July 1, 1971

Total Part II	Other assaults	Arson	Forgery/counter	Fraud	Embezzlement	Stolen property	Vandalism	Weapons	Prostitution	Other sex off.	Narcotic	Gambling	Family/child.	D.U.I.	Liquor laws	Drunkenness+	Disorderly	Vagrancy	Other
1087	19	2	8	6	-	12	184	2	-	2	20	1	4	45	75	43	104	2	558
195	5	-	1	1	-	10	1	-	-	1	9	1	-	45	49	10	38	-	24
18	26	-	13	17	-	83	1	-	-	50	45	100	-	100	65	23	37	-	4
	12																		
	5																		
	42																		
	Not Available																		
333	19	1	3	1	-	-	84	-	-	1	8	1	2	5	29	1	22	1	155
48	5	-	1	1	-	-	1	-	-	1	4	1	-	5	11	1	6	-	11
14	26	-	33	100	-	-	1	-	-	100	50	100	-	100	38	100	27	-	7
	12																		
	5																		
	42																		
	Not Available																		
754	-	1	5	5	-	12	100	2	-	1	12	-	2	40	46	42	82	1	403
147	-	-	-	-	-	10	-	-	-	-	5	-	-	40	38	9	32	-	13
19	-	-	-	-	-	83	-	-	-	-	42	-	-	100	83	21	39	-	3
	-																		
	-																		
	-																		
	Not Available																		
38	-	-	-	4	-	-	6	-	-	-	-	-	2	8	8	2	4	3	1
30	-	-	-	4	-	-	-	-	-	-	-	-	2	8	6	2	4	3	1
79	-	-	-	100	-	-	-	-	-	-	-	-	100	100	75	100	100	100	100
	-																		
	-																		
	-																		
	Not Available																		
254	5	6	-	6	-	5	110	-	-	-	17	-	3	7	46	5	26	-	18
129	4	4	-	-	-	3	27	-	-	-	17	-	2	7	43	2	16	-	4
51	80	67	-	-	-	60	25	-	-	-	100	-	67	100	93	40	62	-	22
	4																		
	3																		
	75																		
	Not Available																		
101	2	-	-	-	-	3	43	-	-	-	11	-	2	7	26	-	7	-	-
76	2	-	-	-	-	3	18	-	-	-	11	-	2	7	26	-	7	-	-
75	100	-	-	-	-	100	42	-	-	-	100	-	100	100	100	-	100	-	-
	1																		
	1																		
	100																		
	Not Available																		

			Grand Total	Total Part I	Mur/Non-neg.	Neg. Mansl.	Rape	Robbery	Aggr. assault	Burglary	Lar O\$50	Lar U \$50	Auto theft
SILVER BAY PD MNO380100	1971	O	123	74	-	-	-	-	2	22	8	37	5
		C	56	28	-	-	-	-	2	2	4	16	4
		%	46	38	-	-	-	-	100	9	50	43	80
	1970	O		30	-	-	-	-	-	5	4	21	-
		C		5	-	-	-	-	-	4	-	1	-
		%		17	-	-	-	-	-	80	-	5	-
TWO HARBORS PD MNO380200	1971	O	230	126	-	-	-	-	2	49	23	49	3
		C	40	15	-	-	-	-	2	1	4	7	1
		%	17	12	-	-	-	-	100	2	17	14	33
	1970	O		85	-	-	-	1	-	36	21	23	4
		C		8	-	-	-	1	-	1	2	3	1
		%		9	-	-	-	100	-	3	10	13	25
LK.OF WOODS CO SHERIFF MNO390000	1971	O	65	48	-	-	-	-	2	28	14	3	1
		C	14	7	-	-	-	-	2	3	-	2	-
		%	22	15	-	-	-	-	100	11	-	67	-
	1970	O		33	-	-	-	-	-	15	8	7	3
		C		3	-	-	-	-	-	1	-	-	2
		%		9	-	-	-	-	-	7	-	-	67
LESUEUR CO.	1971	O	251	54	-	-	-	-	1	11	15	22	5
		C	157	22	-	-	-	-	1	5	7	5	4
		%	63	41	-	-	-	-	100	45	47	23	80
	1970	O		101	-	-	2	1	1	31	28	33	5
		C		18	-	-	-	1	1	7	4	2	3
		%		18	-	-	-	100	100	23	14	6	60
SHERIFF MNO400000	1971	O	91	24	-	-	-	-	1	7	9	4	3
		C	74	17	-	-	-	-	1	3	7	3	3
		%	81	71	-	-	-	-	100	43	78	75	100
	1970	O		50	-	-	1	1	1	26	16	1	4
		C		17	-	-	-	1	1	7	4	1	3
		%		34	-	-	-	100	100	27	25	100	75
LESUEUR PD MNO400200	1971	O	160	30	-	-	-	-	-	4	6	18	2
		C	83	5	-	-	-	-	-	2	-	2	1
		%	52	17	-	-	-	-	-	50	-	11	50
	1970	O		51	-	-	1	-	-	5	12	32	1
		C		1	-	-	-	-	-	-	-	1	-
		%		2	-	-	-	-	-	-	-	3	-

* Prior Case

** Data not reported or incomplete

*** Not a contributor

+ Repealed July 1, 1971

Total Part II	Other assaults	Arson	Forgery/counter	Fraud	Embezzlement	Stolen property	Vandalism	Weapons	Prostitution	Other sex off.	Narcotic	Gambling	Family/child.	D.U.I.	Liquor laws	Drunkenness+	Disorderly	Vagrancy	Other	
49	2	-	-	1	-	2	15	-	-	-	1	-	-	-	18	1	3	-	6	
28	2	-	-	-	-	-	4	-	-	-	1	-	-	-	16	1	3	-	1	
57	100	-	-	-	-	-	27	-	-	-	100	-	-	-	89	100	100	-	17	
-	-	-	-	-	-	-	-	Not Available												-
104	1	6	-	5	-	-	52	-	-	-	5	-	1	-	2	4	16	-	12	
25	-	4	-	-	-	-	5	-	-	-	5	-	-	-	1	1	6	-	3	
24	-	67	-	-	-	-	10	-	-	-	100	-	-	-	50	25	38	-	25	
-	3	-	-	-	-	-	-	Not Available												-
-	2	-	-	-	-	-	-	Not Available												-
-	67	-	-	-	-	-	-	Not Available												-
17	-	3	-	-	-	-	7	-	-	-	1	-	1	-	-	2	2	-	1	
7	-	-	-	-	-	-	1	-	-	-	1	-	1	-	-	2	2	-	-	
41	-	-	-	-	-	-	14	-	-	-	100	-	100	-	-	100	100	-	-	
-	-	-	-	-	-	-	-	Not Available												-
-	-	-	-	-	-	-	-	Not Available												-
197	2	2	2	-	-	2	31	-	-	1	4	-	6	3	34	15	23	-	72	
135	2	-	2	-	-	2	9	-	-	1	4	-	2	3	29	15	23	-	43	
69	100	-	100	-	-	100	29	-	-	100	100	-	33	100	85	100	100	-	60	
-	-	-	-	-	-	-	-	Not Available												-
-	-	-	-	-	-	-	-	Not Available												-
67	2	1	2	-	-	2	3	-	-	-	4	-	2	-	17	13	18	-	3	
57	2	-	2	-	-	2	2	-	-	-	4	-	2	-	12	13	18	-	-	
85	100	-	100	-	-	100	67	-	-	-	100	-	100	-	71	100	100	-	-	
-	-	-	-	-	-	-	-	Not Available												-
-	-	-	-	-	-	-	-	Not Available												-
130	-	1	-	-	-	-	28	-	-	1	-	-	4	3	17	2	5	-	69	
78	-	-	-	-	-	-	7	-	-	1	-	-	-	3	17	2	5	-	43	
60	-	-	-	-	-	-	25	-	-	100	-	-	-	100	100	100	100	-	62	
-	-	-	-	-	-	-	-	Not Available												-
-	-	-	-	-	-	-	-	Not Available												-
-	-	-	-	-	-	-	-	Not Available												-

		Grand Total	Total Part I	Mur/Non-neg.	Neg. Mansl.	Rape	Robbery	Aggr. assault	Burglary	Lar 0 \$50	Lar U \$50	Auto theft
<u>LINCOLN CO.</u> SHERIFF MNO410000	1971	0	152	74	-	-	-	6	19	17	28	4
	C		118	43	-	-	-	6	11	7	15	4
	%		78	58	-	-	-	100	58	41	54	100
1970	0		65	-	-	-	-	1	29	12	22	1
	C		27	-	-	-	-	1	16	4	5	1
	%		42	-	-	-	-	100	55	33	23	100
<u>LYON CO.</u>	1971	0	1553	676	-	-	2	7	149	253	245	20
	C		748	120	-	-	-	7	17	19	70	7
	%		48	18	-	-	-	100	11	8	29	35
1970	0		546	-	-	1	2	14	136	191	181	21
	C		123	-	-	-	1	10	24	29	45	14
	%		23	-	-	-	50	71	18	15	25	67
SHERIFF MNO420000	1971	0	320	136	-	-	1	6	36	59	25	9
	C		141	26	-	-	-	6	5	7	6	2
	%		44	19	-	-	-	100	14	12	24	22
1970	0		121	-	-	1	1	10	34	48	23	4
	C		22	-	-	-	-	7	7	5	2	1
	%		18	-	-	-	-	70	21	10	9	25
MARSHALL PD MNO420100	1971	0	1093	507	-	-	1	-	105	180	210	11
	C		552	88	-	-	-	-	9	11	63	5
	%		51	17	-	-	-	-	9	6	30	45
1970	0		412	-	-	-	1	4	100	140	153	14
	C		98	-	-	-	1	3	17	24	41	12
	%		24	-	-	-	100	75	17	17	27	86
TRACY PD MNO420200	1971	0	140	33	-	-	-	1	8	14	10	-
	C		55	6	-	-	-	1	3	1	1	-
	%		39	18	-	-	-	100	38	7	10	-
1970	0		13	-	-	-	-	-	2	3	5	3
	C		3	-	-	-	-	-	-	-	2	1
	%		23	-	-	-	-	-	-	-	40	33
<u>MCLEOD CO.</u>	1971	0	**567	183	-	-	-	4	66	56	52	5
	C		318	42	-	-	-	2	7	9	22	2
	%		56	23	-	-	-	50	11	16	42	40
1970	0		161	-	-	-	-	-	30	68	61	2
	C		5	-	-	-	-	-	2	1	-	2
	%		3	-	-	-	-	-	7	1	-	100

* Prior Case

** Data not reported or incomplete

*** Not a contributor

+ Repealed July 1, 1971

Total Part II	Other assaults	Arson	Forgery/counter	Fraud	Embezzlement	Stolen property	Vandalism	Weapons	Prostitution	Other sex off.	Narcotic	Gambling	Family/child.	D.U.I.	Liquor laws	Drunkenness+	Disorderly	Vagrancy	Other
78	1	-	2	-	-	-	16	-	-	-	1	-	20	4	26	1	1	-	6
75	1	-	2	-	-	-	14	-	-	-	1	-	20	4	26	1	1	-	5
96	100	-	100	-	-	-	88	-	-	-	100	-	100	100	100	100	100	-	83
-	-	-	-	-	-	-	-	-	-	-	-	-	-	-	-	-	-	-	-
-	-	-	-	-	-	-	-	-	-	-	-	-	-	-	-	-	-	-	-
877	20	4	11	133	-	17	161	10	-	12	38	-	52	35	61	53	101	7	162
628	18	2	6	97	-	7	42	8	-	4	22	-	49	34	60	52	98	6	123
72	90	50	55	73	-	41	26	80	-	33	58	-	94	97	98	98	97	86	76
6	6	-	-	-	-	-	-	-	-	-	-	-	-	-	-	-	-	-	-
100	100	-	-	-	-	-	-	-	-	-	-	-	-	-	-	-	-	-	-
184	-	-	9	5	-	12	33	2	-	1	12	-	14	12	22	9	4	1	48
115	-	-	4	5	-	2	3	-	-	1	7	-	12	11	21	8	4	1	36
63	-	-	44	100	-	17	9	-	-	100	58	-	86	92	95	89	100	100	75
2	2	-	-	-	-	-	-	-	-	-	-	-	-	-	-	-	-	-	-
100	100	-	-	-	-	-	-	-	-	-	-	-	-	-	-	-	-	-	-
586	19	4	2	73	-	1	99	8	-	10	24	-	34	23	39	40	96	5	109
464	17	2	2	73	-	1	24	8	-	3	13	-	34	23	39	40	93	5	87
79	89	50	100	100	-	100	24	100	-	30	54	-	100	100	100	100	97	100	80
4	4	-	-	-	-	-	-	-	-	-	-	-	-	-	-	-	-	-	-
100	100	-	-	-	-	-	-	-	-	-	-	-	-	-	-	-	-	-	-
107	1	-	-	55	-	4	29	-	-	1	2	-	4	-	-	4	1	1	5
49	1	-	-	19	-	4	15	-	-	-	2	-	3	-	-	4	1	-	-
46	100	-	-	35	-	100	52	-	-	-	100	-	75	-	-	100	100	-	-
-	-	-	-	-	-	-	-	-	-	-	-	-	-	-	-	-	-	-	-
-	-	-	-	-	-	-	-	-	-	-	-	-	-	-	-	-	-	-	-
384	1	-	2	24	-	-	68	-	-	3	9	-	2	109	23	37	37	-	69
276	1	-	2	15	-	-	10	-	-	1	9	-	2	105	19	35	31	-	46
72	100	-	100	63	-	-	15	-	-	33	100	-	100	96	83	95	84	-	67
1	-	-	-	-	-	-	-	-	-	-	-	-	-	-	-	-	-	-	-
-	-	-	-	-	-	-	-	-	-	-	-	-	-	-	-	-	-	-	-

		Grand Total	Total Part I	Mur/Non-neg.	Neg. Mansl.	Rape	Robbery	Aggr. assault	Burglary	Lar O \$50	Lar U \$50	Auto theft
SHERIFF MNO430000	1971 O	221	79	-	-	-	-	-	42	35	30	5
	C	130	10	-	-	-	-	-	5	5	4	1
	%	59	13	-	-	-	-	-	12	14	13	20
1970 O			66	-	-	-	-	-	16	40	10	-
	C		2	-	-	-	-	-	2	-	-	-
	%		3	-	-	-	-	-	13	-	-	-
GLENCOE PD MNO430100	1971 O	**										
	C											
	%											
1970 O		**										
	C											
	%											
HUTCHINSON PD MNO430200	1971 O	346	104	-	-	-	-	4	24	26	47	3
	C	188	32	-	-	-	-	2	2	5	21	2
	%	54	31	-	-	-	-	50	8	19	45	67
1970 O			95	-	-	-	-	-	14	28	51	2
	C		3	-	-	-	-	-	-	1	-	2
	%		3	-	-	-	-	-	-	4	-	100
MAHNOMEN CO. SHERIFF MNO440000	1971 O	83	44	-	-	-	1	3	12	18	8	2
	C	60	22	-	-	-	1	3	5	6	5	2
	%	72	50	-	-	-	100	100	42	33	63	100
1970 O			26	-	-	-	3	6	5	5	7	-
	C		18	-	-	-	2	6	4	-	6	-
	%		69	-	-	-	67	100	80	-	86	-
MARSHALL CO. SHERIFF MNO450000	1971 O	215	126	-	-	-	-	3	56	45	17	5
	C	100	34	-	-	-	-	1	15	11	3	4
	%	47	27	-	-	-	-	33	27	24	18	80
1970 O			59	-	-	-	-	-	23	22	8	6
	C		21	-	-	-	-	-	9	4	2	6
	%		36	-	-	-	-	-	39	18	25	100
MARTIN CO.	1971 O	747	284	-	-	2	-	3	63	96	101	19
	C	412	43	-	-	2	-	2	9	6	21	3
	%	55	15	-	-	100	-	67	14	6	21	16
1970 O			183	-	-	1	-	1	90	48	29	14
	C		53	-	-	1	-	1	42	3	2	4
	%		29	-	-	100	-	100	47	6	7	29

* Prior Case

** Data not reported or incomplete

*** Not a contributor

+ Repealed July 1, 1971

Total Part II	Other assaults	Arson	Forgery/counter.	Fraud	Embezzlement	Stolen property	Vandalism	Weapons	Prostitution	Other sex off.	Narcotic	Gambling	Family/child.	D.U.I.	Liquor laws	Drunkenness+	Disorderly	Vagrancy	Other
142	1	-	-	-	-	-	10	-	-	-	6	-	1	47	8	11	12	-	46
120	1	-	-	-	-	-	5	-	-	-	6	-	1	45	7	10	10	-	35
85	100	-	-	-	-	-	50	-	-	-	100	-	100	96	88	91	83	-	76
-	-	-	-	-	-	-	-	-	-	-	-	-	-	-	-	-	-	-	-
-	-	-	-	-	-	-	-	-	-	-	-	-	-	-	-	-	-	-	-
-	-	-	-	-	-	-	-	-	-	-	-	-	-	-	-	-	-	-	-
242	-	-	2	24	-	-	58	-	-	3	3	-	1	62	15	26	25	-	23
156	-	-	2	15	-	-	5	-	-	1	3	-	1	60	12	25	21	-	11
64	-	-	100	63	-	-	9	-	-	33	100	-	100	97	80	96	84	-	48
-	1	-	-	-	-	-	-	-	-	-	-	-	-	-	-	-	-	-	-
-	-	-	-	-	-	-	-	-	-	-	-	-	-	-	-	-	-	-	-
39	11	-	-	-	-	-	2	-	-	-	-	-	3	1	3	3	9	-	7
38	11	-	-	-	-	-	2	-	-	-	-	-	*4	1	3	3	9	-	5
97	100	-	-	-	-	-	100	-	-	-	-	-	133	100	100	100	100	-	71
-	-	-	-	-	-	-	-	-	-	-	-	-	-	-	-	-	-	-	-
89	3	-	-	5	-	-	19	-	-	-	-	-	-	4	38	-	3	-	17
66	3	-	-	4	-	-	8	-	-	-	-	-	-	4	32	-	2	-	13
74	100	-	-	80	-	-	42	-	-	-	-	-	-	100	84	-	67	-	76
-	-	-	-	-	-	-	-	-	-	-	-	-	-	-	-	-	-	-	-
-	-	-	-	-	-	-	-	-	-	-	-	-	-	-	-	-	-	-	-
463	2	2	4	24	-	6	71	-	-	1	15	-	5	57	145	27	16	-	88
369	2	1	4	22	-	6	10	-	-	1	15	-	5	57	136	27	16	-	67
80	100	50	100	92	-	100	14	-	-	100	100	-	100	100	94	100	100	-	76
-	2	-	-	-	-	-	-	-	-	-	-	-	-	-	-	-	-	-	-
-	-	-	-	-	-	-	-	-	-	-	-	-	-	-	-	-	-	-	-

		Grand Total	Total Part I	Mur/Non-neg.	Neg. Mansl.	Rape	Robbery	Aggr. assault	Burglary	Lar O \$50	Lar U \$50	Auto theft
SHERIFF MNO460000	1971 O	197	57	-	-	2	-	2	24	18	8	3
	C	114	7	-	-	2	-	1	3	1	-	-
	%	58	12	-	-	100	-	50	13	6	-	-
1970 O			70	-	-	1	-	-	20	34	12	3
	C		4	-	-	1	-	-	1	1	-	1
	%		6	-	-	100	-	-	5	3	-	33
FAIRMONT PD MNO460100	1971 O	550	227	-	-	-	-	1	39	78	93	16
	C	298	36	-	-	-	-	1	6	5	21	3
	%	54	16	-	-	-	-	100	15	6	23	19
1970 O			113	-	-	-	-	1	70	14	17	11
	C		49	-	-	-	-	1	41	2	2	3
	%		43	-	-	-	-	100	59	14	12	27
<u>MEEKER CO.</u>	1971 O	**370	125	-	-	-	1	4	53	55	10	2
	C	179	13	-	-	-	-	1	3	8	-	1
	%	48	10	-	-	-	-	25	6	15	-	50
1970 O			86	-	-	-	-	-	28	45	11	2
	C		15	-	-	-	-	-	10	3	1	1
	%		17	-	-	-	-	-	36	7	9	50
SHERIFF MNO470000	1971 O	350	112	-	-	-	1	4	51	50	4	2
	C	179	13	-	-	-	-	1	3	8	-	1
	%	51	12	-	-	-	-	25	6	16	-	50
1970 O			86	-	-	-	-	-	28	45	11	2
	C		15	-	-	-	-	-	10	3	1	1
	%		17	-	-	-	-	-	36	7	9	50
LITCHFIELD PD MNO470100	1971 O	** 20	13	-	-	-	-	-	2	5	6	-
	C	-	-	-	-	-	-	-	-	-	-	-
	%	-	-	-	-	-	-	-	-	-	-	-
1970 O	**											
	C											
	%											
<u>MILLE LACS CO.</u>	1971 O	564	199	-	-	-	1	2	88	74	19	15
	C	352	29	-	-	-	-	2	11	9	2	5
	%	62	15	-	-	-	-	100	13	12	11	33
1970 O			187	-	-	-	1	3	100	47	19	17
	C		40	-	-	-	1	3	21	2	6	7
	%		21	-	-	-	100	100	21	4	32	41

* Prior Case

** Data not reported or incomplete

*** Not a contributor

+ Repealed July 1, 1971.

Total Part II	Other assaults	Arson	Forgery/counter.	Fraud	Embezzlement	Stolen property	Vandalism	Weapons	Prostitution	Other sex off.	Narcotic	Gambling	Family/child.	D.U.I.	Liquor laws	Drunkennes+	Disorderly	Vagrancy	Other	
140	-	1	3	24	-	-	17	-	-	-	2	-	5	19	6	3	5	-	55	
107	-	-	3	22	-	-	4	-	-	-	2	-	5	19	6	3	5	-	38	
76	-	-	100	92	-	-	24	-	-	-	100	-	100	100	100	100	100	-	69	
	2								Not Available											
	-								Not Available											
	-								Not Available											
323	2	1	1	-	-	6	54	-	-	1	13	-	-	38	139	24	11	-	33	
262	2	1	1	-	-	6	6	-	-	1	13	-	-	38	130	24	11	-	29	
81	100	100	100	-	-	100	11	-	-	100	100	-	-	100	94	100	100	-	88	
	-								Not Available											
	-								Not Available											
	-								Not Available											
245	-	-	-	5	-	1	26	-	-	-	3	-	7	31	66	11	10	2	83	
166	-	-	-	5	-	1	7	-	-	-	2	-	7	29	52	10	10	1	42	
68	-	-	-	100	-	100	27	-	-	-	67	-	100	94	79	91	100	50	51	
	-								Not Available											
	-								Not Available											
238	-	-	-	5	-	1	22	-	-	-	3	-	7	30	66	10	10	1	83	
166	-	-	-	5	-	1	7	-	-	-	2	-	7	29	52	10	10	1	42	
70	-	-	-	100	-	100	32	-	-	-	67	-	100	97	79	100	100	100	51	
	-								Not Available											
	-								Not Available											
7	-	-	-	-	-	-	4	-	-	-	-	-	-	1	-	1	-	1	-	
-	-	-	-	-	-	-	-	-	-	-	-	-	-	-	-	-	-	-	-	
-	-	-	-	-	-	-	-	-	-	-	-	-	-	-	-	-	-	-	-	
	-								Not Available											
	-								Not Available											
365	16	2	2	-	-	2	24	-	-	2	4	-	16	68	29	33	16	-	151	
323	16	2	1	-	-	2	4	-	-	1	3	-	16	65	31	33	16	-	133	
88	100	100	50	-	-	100	17	-	-	50	75	-	100	96	107	100	100	-	88	
	14								Not Available											
	14								Not Available											
	100								Not Available											

		Grand Total	Total Part I	Mur/Non-neg.	Neg. Mansl.	Rape	Robbery	Aggr. assault	Burglary	Lar O \$50	Lar U \$50	Auto theft
SHERIFF MNO480000	1971 O	504	175	-	-	-	1	2	78	65	17	12
	C	318	25	-	-	-	-	2	10	9	-	4
	%	63	14	-	-	-	-	100	13	14	-	33
1970 O			162	-	-	-	1	3	86	41	19	12
	C		39	-	-	-	1	3	21	1	6	7
	%		24	-	-	-	100	100	24	2	32	58
PRINCETON PD MNO480200	1971 O	60	24	-	-	-	-	-	10	9	2	3
	C	34	4	-	-	-	-	-	1	-	2	1
	%	57	17	-	-	-	-	-	10	-	100	33
1970 O			25	-	-	-	-	-	14	6	-	5
	C		1	-	-	-	-	-	-	1	-	-
	%		4	-	-	-	-	-	-	17	-	-
<u>MORRISON CO.</u>	1971 O	1871	621	-	-	-	2	17	130	164	283	25
	C	825	213	-	-	-	-	15	41	29	119	9
	%	44	34	-	-	-	-	88	32	18	42	36
1970 O			477	1	-	3	-	11	110	98	238	16
	C		171	1	-	2	-	11	25	19	105	8
	%		36	100	-	67	-	100	23	19	44	50
SHERIFF MNO490000	1971 O	1018	295	-	-	-	2	16	79	112	70	16
	C	359	74	-	-	-	-	14	20	22	11	7
	%	35	25	-	-	-	-	88	25	20	16	44
1970 O			228	1	-	2	-	10	92	50	62	11
	C		41	1	-	1	-	10	12	4	7	6
	%		18	100	-	50	-	100	13	8	11	55
LITTLE FALLS PD MNO490100	1971 O	853	326	-	-	-	-	1	51	52	213	9
	C	466	139	-	-	-	-	1	21	7	108	2
	%	55	43	-	-	-	-	100	41	13	51	22
1970 O			249	-	-	1	-	1	18	48	176	5
	C		130	-	-	1	-	1	13	15	98	2
	%		52	-	-	100	-	100	72	31	56	40
<u>MOWER CO.</u>	1971 O	2391	1316	1	1	1	6	3	187	247	815	55
	C	802	171	1	-	-	2	3	38	15	99	13
	%	34	13	100	-	-	33	100	20	6	12	24
1970 O			1325	1	-	-	6	6	216	256	797	43
	C		143	1	-	-	2	4	50	11	62	13
	%		11	100	-	-	33	67	23	4	8	30

* Prior Case

** Data not reported or incomplete

*** Not a contributor

+ Repealed July 1, 1971

		Grand Total	Total Part I	Mur/Non-neg.	Neg. Mansl.	Rape	Robbery	Aggr. assault	Burglary	Lar O \$50	Lar U \$50	Auto theft
SHERIFF MNO500000	1971 O	400	188	-	-	-	-	-	67	74	39	8
	C	132	30	-	-	-	-	-	14	9	3	4
	%	33	16	-	-	-	-	-	21	12	8	50
1970 O		196	196	-	-	-	2	3	68	67	50	6
	C		39	-	-	-	-	2	25	7	4	1
	%		20	-	-	-	-	67	37	10	8	17
AUSTIN PD MNO500100	1971 O	1991	1128	1	1	1	6	3	120	173	776	47
	C	670	141	1	-	-	2	3	24	6	96	9
	%	34	13	100	-	-	33	100	20	3	12	19
1970 O		1129	1129	1	-	-	4	3	148	189	747	37
	C	104	104	1	-	-	2	2	25	4	58	12
	%	9	9	100	-	-	50	67	17	2	8	32
MURRAY CO. SHERIFF MNO510000	1971 O	121	74	2	-	-	-	-	27	23	17	5
	C	20	8	2	-	-	-	-	2	-	-	4
	%	17	11	100	-	-	-	-	7	-	-	80
1970 O		17	17	-	-	-	-	1	13	-	2	1
	C	9	9	-	-	-	-	1	6	-	1	1
	%	53	53	-	-	-	-	100	46	-	50	100
NICOLLET CO.	1971 O	1182	382	-	-	3	-	2	64	116	171	26
	C	548	64	-	-	1	-	2	15	11	23	12
	%	46	17	-	-	33	-	100	23	9	13	46
1970 O		326	326	-	-	1	-	1	40	101	162	21
	C	63	63	-	-	1	-	1	5	10	31	15
	%	19	19	-	-	100	-	100	13	10	19	71
SHERIFF MN0520000	1971 O	338	64	-	-	2	-	-	35	18	8	1
	C	194	15	-	-	1	-	-	9	2	2	1
	%	57	23	-	-	50	-	-	26	11	25	100
1970 O		69	69	-	-	1	-	1	21	22	17	7
	C	14	14	-	-	1	-	1	3	2	1	6
	%	20	20	-	-	100	-	100	14	10	6	86
N. MANKATO PD MN0520100	1971 O	420	174	-	-	1	-	-	14	52	87	20
	C	145	17	-	-	-	-	-	1	3	5	8
	%	35	10	-	-	-	-	-	7	6	6	40
1970 O		150	150	-	-	-	-	-	11	36	91	12
	C	36	36	-	-	-	-	-	1	5	21	9
	%	24	24	-	-	-	-	-	9	14	23	75

* Prior Case

** Data not reported or incomplete

*** Not a contributor

+ Repealed July 1, 1971

Total Part II	Other assaults	Arson	Forgery/counter	Fraud	Embezzlement	Stolen property	Vandalism	Weapons	Prostitution	Other sex off.	Narcotic	Gambling	Family/child.	D.U.I.	Liquor laws	Drunkenness+	Disorderly	Vagrancy	Other
212	-	2	3	6	-	-	74	-	-	5	10	-	-	3	21	14	16	-	58
102	-	-	1	3	-	-	13	-	-	5	4	-	-	3	20	14	11	-	28
48	-	-	33	50	-	-	18	-	-	100	40	-	-	100	95	100	69	-	48
	-	-	-	-	-	-	-	-	-	-	-	-	-	-	-	-	-	-	-
	-	-	-	-	-	-	-	-	-	-	-	-	-	-	-	-	-	-	-
	-	-	-	-	-	-	-	-	-	-	-	-	-	-	-	-	-	-	-
	-	-	-	-	-	-	-	-	-	-	-	-	-	-	-	-	-	-	-
863	26	7	9	36	10	33	203	-	-	36	41	1	10	161	120	74	63	3	30
529	21	3	2	18	2	3	23	-	-	6	19	1	-	161	119	72	58	3	18
61	81	43	22	50	20	9	11	-	-	17	46	100	-	100	99	97	92	100	60
	26	-	-	-	-	-	-	-	-	-	-	-	-	-	-	-	-	-	-
	18	-	-	-	-	-	-	-	-	-	-	-	-	-	-	-	-	-	-
	69	-	-	-	-	-	-	-	-	-	-	-	-	-	-	-	-	-	-
	-	-	-	-	-	-	-	-	-	-	-	-	-	-	-	-	-	-	-
	-	-	-	-	-	-	-	-	-	-	-	-	-	-	-	-	-	-	-
47	-	-	2	8	-	2	24	-	-	-	1	-	3	5	-	1	1	-	-
12	-	-	-	4	-	-	-	-	-	-	1	-	1	4	-	1	1	-	-
26	-	-	-	50	-	-	-	-	-	-	100	-	33	80	-	100	100	-	-
	-	-	-	-	-	-	-	-	-	-	-	-	-	-	-	-	-	-	-
	-	-	-	-	-	-	-	-	-	-	-	-	-	-	-	-	-	-	-
	-	-	-	-	-	-	-	-	-	-	-	-	-	-	-	-	-	-	-
800	-	-	7	73	-	65	121	4	-	3	21	-	15	48	201	27	25	-	190
484	-	-	1	37	-	33	2	4	-	-	14	-	13	38	176	21	25	-	120
61	-	-	14	51	-	51	2	100	-	-	67	-	87	79	88	78	100	-	63
	2	-	-	-	-	-	-	-	-	-	-	-	-	-	-	-	-	-	-
	-	-	-	-	-	-	-	-	-	-	-	-	-	-	-	-	-	-	-
	-	-	-	-	-	-	-	-	-	-	-	-	-	-	-	-	-	-	-
	-	-	-	-	-	-	-	-	-	-	-	-	-	-	-	-	-	-	-
274	-	-	2	68	-	2	9	-	-	-	9	-	12	13	36	7	3	-	113
179	-	-	-	35	-	1	1	-	-	-	7	-	11	3	35	5	3	-	78
65	-	-	-	51	-	50	11	-	-	-	78	-	92	23	97	71	100	-	69
	-	-	-	-	-	-	-	-	-	-	-	-	-	-	-	-	-	-	-
	-	-	-	-	-	-	-	-	-	-	-	-	-	-	-	-	-	-	-
	-	-	-	-	-	-	-	-	-	-	-	-	-	-	-	-	-	-	-
	-	-	-	-	-	-	-	-	-	-	-	-	-	-	-	-	-	-	-
246	-	-	-	4	-	-	66	2	-	2	5	-	1	14	66	10	12	-	64
128	-	-	-	2	-	-	-	2	-	-	1	-	-	14	57	8	12	-	32
52	-	-	-	50	-	-	-	100	-	-	20	-	-	100	86	80	100	-	50
	2	-	-	-	-	-	-	-	-	-	-	-	-	-	-	-	-	-	-
	-	-	-	-	-	-	-	-	-	-	-	-	-	-	-	-	-	-	-
	-	-	-	-	-	-	-	-	-	-	-	-	-	-	-	-	-	-	-

		Grand Total	Total Part I	Mur/Non-neg.	Neg. Mansl.	Rape	Robbery	Aggr. assault	Burglary	Lar O \$50	Lar U \$50	Auto theft
ST. PETER PD MN0520200	1971 O	424	144	-	-	-	-	2	15	46	76	5
	C	209	32	-	-	-	-	2	5	6	16	3
	%	49	22	-	-	-	-	100	33	13	21	60
1970 O			107	-	-	-	-	-	8	43	54	2
	C		13	-	-	-	-	-	1	3	9	-
	%		12	-	-	-	-	-	13	7	17	-
NOBLES CO.	1971 O	772	296	-	-	-	-	-	48	118	121	9
	C	449	81	-	-	-	-	-	7	33	36	5
	%	58	27	-	-	-	-	-	15	28	30	56
1970 O			354	-	-	-	2	-	66	113	162	11
	C		104	-	-	-	1	-	5	35	58	5
	%		29	-	-	-	50	-	8	31	36	45
SHERIFF MN0530000	1971 O	383	92	-	-	-	-	-	24	46	21	1
	C	283	38	-	-	-	-	-	3	24	10	1
	%	74	41	-	-	-	-	-	13	52	48	100
1970 O			88	-	-	-	1	-	21	49	15	2
	C		30	-	-	-	1	-	3	25	-	1
	%		34	-	-	-	100	-	14	51	-	50
WORTHINGTON PD MN0530100	1971 O	389	204	-	-	-	-	-	24	72	100	8
	C	166	43	-	-	-	-	-	4	9	26	4
	%	43	21	-	-	-	-	-	17	13	26	50
1970 O			266	-	-	-	1	-	45	64	147	9
	C		74	-	-	-	-	-	2	10	58	4
	%		28	-	-	-	-	-	4	16	39	44
NORMAN CO. SHERIFF MN0540000	1971 O	50	42	-	-	-	-	-	18	15	7	2
	C	9	5	-	-	-	-	-	4	-	-	1
	%	18	12	-	-	-	-	-	22	-	-	50
1970 O			10	-	-	-	-	-	9	1	-	-
	C		5	-	-	-	-	-	5	-	-	-
	%		50	-	-	-	-	-	56	-	-	-
OLMSTED CO.	1971 O	7148	2797	1	-	4	8	5	400	604	1642	133
	C	2815	568	1	-	3	1	3	68	65	367	60
	%	39	20	100	-	75	13	60	17	11	22	45
1970 O			2513	1	-	6	11	6	401	489	1443	156
	C		420	1	-	4	3	4	52	41	283	32
	%		17	100	-	67	27	67	13	8	20	21

* Prior Case

** Data not reported or incomplete

*** Not a contributor

+ Repealed July 1, 1971

Total Part II	Other assaults	Arson	Forgery/counter.	Fraud	Embezzlement	Stolen property	Vandalism	Weapons	Prostitution	Other sex off.	Narcotic	Gambling	Family/child.	D.U.I.	Liquor laws	Drunkenness+	Disorderly	Vagrancy	Other					
280	-	-	5	1	-	63	46	2	-	1	7	-	2	21	99	10	10	-	13					
177	-	-	1	-	-	32	1	2	-	-	6	-	2	21	84	8	10	-	10					
63	-	-	20	-	-	51	2	100	-	-	86	-	100	100	85	80	100	-	77					
	-	-							Not Available															
476	-	-	11	47	-	12	118	-	-	7	19	-	31	53	66	6	34	-	72					
368	-	-	8	41	-	12	42	-	-	3	13	-	28	53	62	5	33	-	68					
77	-	-	73	87	-	100	36	-	-	43	68	-	90	100	94	83	97	-	94					
	-	-							Not Available															
291	-	-	11	47	-	-	60	-	-	1	15	-	19	40	40	5	19	-	34					
245	-	-	8	41	-	-	32	-	-	-	12	-	18	40	39	5	19	-	31					
84	-	-	73	87	-	-	53	-	-	-	80	-	95	100	98	100	100	-	91					
	-	-							Not Available															
185	-	-	-	-	-	12	58	-	-	6	4	-	12	13	26	1	15	-	38					
123	-	-	-	-	-	12	10	-	-	3	1	-	10	13	23	-	14	-	37					
66	-	-	-	-	-	100	17	-	-	50	25	-	83	100	88	-	93	-	97					
	-	-							Not Available															
8	-	-	1	-	-	1	3	-	-	-	-	-	-	1	2	-	-	-	-					
4	-	-	-	-	-	1	-	-	-	-	-	-	-	1	2	-	-	-	-					
50	-	-	-	-	-	100	-	-	-	-	-	-	-	100	100	-	-	-	-					
	-	-							Not Available															
4351	66	4	44	154	1	20	1057	2	-	144	213	-	12	210	302	565	121	13	1423					
2247	37	3	5	49	1	13	331	2	-	12	47	-	7	196	261	248	114	9	912					
52	56	75	11	32	100	65	31	100	-	8	22	-	58	93	86	44	94	69	64					
	62								Not Available															
	39																							
	63																							

		Grand Total	Total Part I	Mur/Non-neg	Neg. Mansl.	Rape	Robbery	Aggr. assault	Burglary	Lar O \$50	Lar U \$50	Auto theft
SHERIFF MNO550000	1971	1465	347	-	-	3	2	2	135	110	69	26
	C	935	80	-	-	2	-	1	23	20	12	22
	%	64	23	-	-	67	-	50	17	18	17	85
	1970		313	-	-	4	-	2	143	73	62	29
	C		31	-	-	2	-	1	10	11	3	4
	%		10	-	-	50	-	50	7	15	5	14
ROCHESTER PD MNO550100	1971	5528	2409	1	-	1	6	3	257	481	1556	104
	C	1765	509	1	-	1	1	2	43	43	346	35
	%	32	21	100	-	100	17	67	17	9	22	34
	1970		2178	1	-	2	11	3	249	411	1376	125
	C		384	1	-	2	3	2	42	28	279	27
	%		18	100	-	100	27	67	17	7	20	22
STEWARTVILLE PD MNO550200	1971	155	41	-	-	-	-	-	8	13	17	3
	C	115	16	-	-	-	-	-	2	2	9	3
	%	74	39	-	-	-	-	-	25	15	53	100
	1970		22	-	-	-	-	1	9	5	5	2
	C		5	-	-	-	-	1	-	2	1	1
	%		23	-	-	-	-	100	-	40	20	50
OTTER TAIL CO.	1971	1767	924	1	-	1	4	5	288	286	314	25
	C	291	81	1	-	-	1	2	23	16	27	11
	%	16	9	100	-	-	25	40	8	6	9	44
	1970		805	-	-	-	1	5	267	259	253	20
	C		67	-	-	-	-	2	31	16	14	4
	%		8	-	-	-	-	40	12	6	6	20
SHERIFF MNO560000	1971	938	485	1	-	-	2	4	235	171	59	13
	C	79	35	1	-	-	1	2	11	9	1	9
	%	8	7	100	-	-	50	50	5	5	2	69
	1970		385	-	-	-	-	4	181	148	46	6
	C		30	-	-	-	-	1	22	6	-	1
	%		8	-	-	-	-	25	12	4	-	17
FERGUS FALLS PD MNO560100	1971	829	439	-	-	1	2	1	53	115	255	12
	C	212	47	-	-	-	-	-	12	7	26	2
	%	26	11	-	-	-	-	-	23	6	10	17
	1970		420	-	-	-	1	1	86	111	207	14
	C		37	-	-	-	-	1	9	10	14	3
	%		9	-	-	-	-	100	10	9	7	21

* Prior Case

** Data not reported or incomplete

*** Not a contributor

+ Repealed July 1, 1971

Total Part II	Other assaults	Arson	Forgery/counter.	Fraud	Embezzlement	Stolen Property	Vandalism	Weapons	Prostitution	Other sex off.	Narcotic	Gambling	Family/child.	D.U.I.	Liquor laws	Drunkenness	Disorderly	Vagrancy	Other					
1118	-	2	6	13	1	10	221	1	-	4	10	-	5	40	23	51	31	-	700					
855	-	1	1	5	1	6	167	1	-	2	4	-	5	40	23	51	31	-	517					
76	-	50	17	38	100	60	76	100	-	50	40	-	100	100	100	100	100	-	74					
-	-	-	-	-	-	-	-	-	Not Available										-	-	-	-	-	-
3119	66	2	37	137	-	6	820	1	-	138	201	-	7	165	275	509	86	13	656					
1293	37	2	4	42	-	6	153	1	-	10	41	-	2	151	234	192	79	9	330					
41	56	100	11	31	-	100	19	100	-	7	20	-	29	92	85	38	92	69	50					
-	62	-	-	-	-	-	-	-	Not Available										-	-	-	-	-	-
-	39	-	-	-	-	-	-	-	Not Available										-	-	-	-	-	-
-	63	-	-	-	-	-	-	-	Not Available										-	-	-	-	-	-
114	-	-	1	4	-	4	16	-	-	2	2	-	-	5	4	5	4	-	67					
99	-	-	-	2	-	1	11	-	-	-	2	-	-	5	4	5	4	-	65					
87	-	-	-	50	-	25	69	-	-	-	100	-	-	100	100	100	100	-	97					
-	-	-	-	-	-	-	-	-	Not Available										-	-	-	-	-	-
-	-	-	-	-	-	-	-	-	Not Available										-	-	-	-	-	-
843	5	2	3	106	9	9	186	1	1	6	11	-	24	62	125	67	51	4	171					
210	4	-	1	6	-	4	-	-	-	1	3	-	-	43	69	46	14	2	17					
25	80	-	33	6	-	44	-	-	-	17	27	-	-	69	55	69	27	50	10					
-	4	-	-	-	-	-	-	-	Not Available										-	-	-	-	-	-
-	1	-	-	-	-	-	-	-	Not Available										-	-	-	-	-	-
-	25	-	-	-	-	-	-	-	Not Available										-	-	-	-	-	-
453	2	2	1	64	-	5	116	1	1	1	8	-	24	21	19	38	17	2	131					
45	1	-	-	-	-	-	-	-	-	-	-	-	-	2	8	25	-	-	9					
10	50	-	-	-	-	-	-	-	-	-	-	-	-	10	42	66	-	-	7					
-	4	-	-	-	-	-	-	-	Not Available										-	-	-	-	-	-
-	1	-	-	-	-	-	-	-	Not Available										-	-	-	-	-	-
-	25	-	-	-	-	-	-	-	Not Available										-	-	-	-	-	-
390	3	-	2	42	9	4	70	-	-	5	3	-	-	41	106	29	34	2	40					
165	3	-	1	6	-	4	-	-	-	1	3	-	-	41	61	21	14	2	8					
42	100	-	50	14	-	100	-	-	-	20	100	-	-	100	58	72	41	100	20					
-	-	-	-	-	-	-	-	-	Not Available										-	-	-	-	-	-
-	-	-	-	-	-	-	-	-	Not Available										-	-	-	-	-	-
-	-	-	-	-	-	-	-	-	Not Available										-	-	-	-	-	-

		Grand Total	Total Part I	Mur/Non-neg.	Neg. Mansl.	Rape	Robbery	Aggr. assault	Burglary	Lar O \$50	Lar U \$50	Auto theft
PENNINGTON CO.	1971 O	1899	552	-	-	-	1	10	73	98	339	31
	C	843	74	-	-	-	-	6	7	8	42	11
	%	44	13	-	-	-	-	60	10	8	12	35
	1970 O		449	-	-	-	3	3	55	112	253	23
	C		88	-	-	-	-	2	16	15	46	9
	%		20	-	-	-	-	67	29	13	18	39
SHERIFF MN0570000	1971 O	578	89	-	-	-	-	5	22	30	31	1
	C	297	10	-	-	-	-	3	1	3	3	-
	%	51	11	-	-	-	-	60	5	10	10	-
	1970 O		77	-	-	-	1	1	14	24	35	2
	C		7	-	-	-	-	-	2	-	4	1
	%		9	-	-	-	-	-	14	-	11	50
THIEF R.FALLS PD MN0570100	1971 O	1321	463	-	-	-	1	5	51	68	308	30
	C	546	64	-	-	-	-	3	6	5	39	11
	%	41	14	-	-	-	-	60	12	7	13	37
	1970 O		372	-	-	-	2	2	41	88	218	21
	C		81	-	-	-	-	2	14	15	42	8
	%		22	-	-	-	-	100	34	17	19	38
PINE CO. SHERIFF MN0580000	1971 O	741	304	-	-	-	2	3	143	89	48	19
	C	245	64	-	-	-	2	2	20	14	8	18
	%	33	21	-	-	-	100	67	14	16	17	95
	1970 O		334	-	-	-	-	9	138	47	117	23
	C		55	-	-	-	-	8	20	2	15	10
	%		17	-	-	-	-	89	14	4	13	43
PIPESTONE CO.	1971 O	**490	159	-	-	-	1	8	21	49	78	2
	C	193	17	-	-	-	-	2	2	2	11	-
	%	39	11	-	-	-	-	25	10	4	14	-
	1970 O		198	-	-	-	-	1	29	57	104	7
	C		22	-	-	-	-	1	4	-	15	2
	%		11	-	-	-	-	100	14	-	14	29
SHERIFF MN0590000	1971 O	51	20	-	-	-	-	-	5	12	3	-
	C	21	1	-	-	-	-	-	-	1	-	-
	%	41	5	-	-	-	-	-	-	8	-	-
	1970 O		42	-	-	-	-	-	4	20	15	3
	C		4	-	-	-	-	-	1	-	2	1
	%		10	-	-	-	-	-	25	-	3	33

* Prior Case

** Data not reported or incomplete

*** Not a contributor

+ Repealed July 1, 1971

Total Part II	Other assaults	Arson	Forgery/counter	Fraud	Embezzlement	Stolen property	Vandalism	Weapons	Prostitution	Other sex off.	Narcotic	Gambling	Family/child.	D.U.I.	Liquor laws	Drunkenness+	Disorderly	Vagrancy	Other
1347	26	1	36	288	-	3	199	6	-	6	19	3	5	111	258	119	136	-	131
769	17	-	14	153	-	-	17	2	-	3	9	-	2	108	251	83	58	-	52
57	65	-	39	53	-	-	9	33	-	50	47	-	40	97	97	70	43	-	40
	8																		
	6																		
	75																		
	Not Available																		
489	1	-	35	287	-	3	23	6	-	-	-	-	5	30	55	18	10	-	16
287	1	-	14	153	-	-	1	2	-	-	-	-	2	29	54	18	8	-	5
59	100	-	40	53	-	-	4	33	-	-	-	-	40	97	98	100	80	-	31
	1																		
	-																		
	-																		
	Not Available																		
858	25	1	1	1	-	-	176	-	-	6	19	3	-	81	203	101	126	-	115
482	16	-	-	-	-	-	16	-	-	3	9	-	-	79	197	65	50	-	47
56	64	-	-	-	-	-	9	-	-	50	47	-	-	98	97	64	40	-	41
	7																		
	6																		
	86																		
	Not Available																		
437	2	2	-	1	-	-	68	-	-	-	1	-	4	-	1	1	8	-	349
181	1	1	-	-	-	-	13	-	-	-	1	-	4	-	-	1	8	-	152
41	50	50	-	-	-	-	19	-	-	-	100	-	100	-	-	100	100	-	44
	-																		
	-																		
	-																		
	Not Available																		
331	10	2	2	12	1	2	102	1	-	-	3	-	1	60	79	22	13	3	18
176	1	-	1	8	-	1	1	-	-	-	3	-	-	60	73	18	1	3	6
53	10	-	50	66	-	50	1	-	-	-	100	-	-	100	92	82	8	100	33
	1																		
	1																		
	100																		
	Not Available																		
31	-	1	2	6	1	1	5	-	-	-	3	-	-	4	5	2	-	1	-
20	-	-	1	6	-	1	-	-	-	-	3	-	-	4	2	2	-	1	-
65	-	-	50	100	-	100	-	-	-	-	100	-	-	100	40	100	-	100	-
	-																		
	-																		
	-																		
	Not Available																		

		Grand Total	Total Part I	Mur/Non-neg.	Neg. Mansl.	Rape	Robbery	Aggr. assault	Burglary	Lar O \$50	Lar U \$50	Auto theft
PIPESTONE PD MNO590100	1971 O	439	139	-	-	-	1	8	16	37	75	2
	C	172	16	-	-	-	-	2	-	1	11	-
	%	39	12	-	-	-	-	25	-	3	15	-
1970 O			156	-	-	-	-	1	25	37	89	4
	C		18	-	-	-	-	1	3	-	13	1
	%		12	-	-	-	-	100	12	-	15	25
<u>POLK CO.</u>	1971 O	3411	869	1	-	2	12	7	150	308	340	49
	C	1849	150	1	-	1	3	6	18	39	65	17
	%	25	17	100	-	50	25	86	12	13	19	35
1970 O			688	-	1	1	10	13	119	205	294	45
	C		91	-	1	1	3	7	10	21	35	13
	%		13	-	100	100	30	54	8	10	12	29
SHERIFF MNO600000	1971 O	262	176	-	-	1	-	1	61	71	30	12
	C	83	30	-	-	-	-	1	6	8	8	7
	%	32	17	-	-	-	-	100	10	11	27	58
1970 O			163	-	-	-	-	1	50	69	40	3
	C		18	-	-	-	-	-	5	5	5	3
	%		11	-	-	-	-	-	10	7	13	100
CROOKSTON PD MNO600100	1971 O	417	214	1	-	-	-	-	15	111	79	8
	C	245	46	1	-	-	-	-	4	18	16	7
	%	59	21	100	-	-	-	-	27	16	20	88
1970 O			151	-	-	-	-	3	11	66	63	8
	C		31	-	-	-	-	3	2	11	12	3
	%		21	-	-	-	-	100	18	17	19	38
E. GR. FORKS PD MNO600200	1971 O	2732	479	-	-	1	12	6	74	126	231	29
	C	1521	74	-	-	1	3	5	8	13	41	3
	%	56	15	-	-	100	25	83	11	10	18	10
1970 O			374	-	1	1	10	9	58	70	191	34
	C		42	-	1	1	3	4	3	5	18	7
	%		11	-	100	100	30	44	5	7	9	21
<u>POPE CO.</u>	1971 O	374	163	-	-	-	1	-	75	51	29	7
	C	168	21	-	-	-	-	-	12	4	-	5
	%	45	13	-	-	-	-	-	16	8	-	71
1970 O			112	-	-	-	-	-	37	49	25	1
	C		7	-	-	-	-	-	6	1	-	-
	%		6	-	-	-	-	-	16	2	-	-

* Prior Case

** Data not reported or incomplete

*** Not a contributor

+ Repealed July 1, 1971

Total Part II	Other assaults	Arson	Forgery/counter	Fraud	Embezzlement	Stolen Property	Vandalism	Weapons	Prostitution	Other sex off.	Narcotic	Gambling	Family/child.	D.U.I.	Liquor laws	Drunkenness+	Disorderly	Vagrancy	Other	
300	10	1	-	6	-	1	97	1	-	-	-	-	1	56	74	20	13	2	18	
156	1	-	-	2	-	-	1	-	-	-	-	-	-	56	71	16	1	2	6	
52	10	-	-	33	-	-	1	-	-	-	-	-	-	100	96	80	8	100	33	
	1																			
	1																			
	100																			
2542	43	5	21	15	-	4	224	5	-	13	21	-	11	185	138	601	667	41	548	
1699	27	1	15	5	-	4	41	1	-	8	9	-	10	170	119	537	397	37	318	
67	63	20	71	33	-	100	18	20	-	62	43	-	91	92	86	89	60	90	58	
	8																			
	2																			
	25																			
86	-	-	2	2	-	-	27	-	-	1	7	-	2	3	8	6	17	1	10	
53	-	-	2	1	-	-	9	-	-	1	2	-	1	3	8	6	13	1	6	
62	-	-	100	50	-	-	33	-	-	100	29	-	50	100	100	100	76	100	60	
	-																			
	-																			
	-																			
	-																			
203	-	-	-	-	-	4	-	-	-	-	3	-	-	25	66	40	35	3	27	
199	-	-	-	-	-	4	-	-	-	-	3	-	-	25	63	40	35	2	27	
98	-	-	-	-	-	100	-	-	-	-	100	-	-	100	95	100	100	67	100	
	-																			
	-																			
	-																			
	-																			
2253	43	5	19	13	-	-	197	5	-	12	11	-	9	157	64	555	615	37	511	
1447	27	1	13	4	-	-	32	1	-	7	4	-	9	142	48	491	349	34	285	
64	63	20	68	31	-	-	16	20	-	58	36	-	100	90	75	88	57	92	56	
	8																			
	2																			
	25																			
211	3	-	2	10	-	-	39	-	-	-	11	-	2	32	90	2	5	-	15	
147	3	-	1	9	-	-	-	-	-	-	9	-	-	31	83	2	5	-	4	
70	100	-	50	90	-	-	-	-	-	-	82	-	-	97	92	100	100	-	27	
	-																			
	-																			
	-																			

		Grand Total	Total Part I	Mur/Non-neg.	Neg. Mansl.	Rape	Robbery	Aggr. assault	Burglary	Lar O \$50	Lar U \$50	Auto theft
SHERIFF MNO610000	1971 O	314	152	-	-	-	1	-	68	49	29	5
	C	115	13	-	-	-	-	-	7	3	-	3
	%	37	9	-	-	-	-	-	10	6	-	50
	1970 O		105	-	-	-	-	-	35	48	21	1
	C		6	-	-	-	-	-	5	1	-	-
	%		6	-	-	-	-	-	14	2	-	-
GLENWOOD PD MNO610100	1971 O	60	11	-	-	-	-	-	7	2	-	2
	C	53	8	-	-	-	-	-	5	1	-	2
	%	88	73	-	-	-	-	-	71	50	-	100
	1970 O		7	-	-	-	-	-	2	1	4	-
	C		1	-	-	-	-	-	1	-	-	-
	%		14	-	-	-	-	-	50	-	-	-
RAMSEY CO.	**1971 O	32505	25332	21	15	89	930	617	7073	5960	6983	3644
	C	8964	5255	16	8	64	321	513	877	443	2318	695
	%	28	21	76	53	72	35	83	12	7	33	19
	1970 O		25514	15	12	73	1201	625	6995	5721	7014	3858
	C		4945	15	6	58	278	512	867	403	2230	576
	%		19	100	50	79	23	82	12	7	32	15
SHERIFF MNO620000	1971 O	349	253	-	-	2	2	14	84	88	41	22
	C	36	24	-	-	1	-	5	6	4	1	7
	%	10	9	-	-	50	-	36	7	5	2	32
	1970 O		353	-	-	1	1	6	66	139	118	22
	C		10	-	-	2*	-	3	1	3	1	-
	%		3	-	-	200	-	50	2	2	1	-
ARDEN HILLS PD MNO620100	1971 O	**152	103	1	-	-	-	-	15	45	32	10
	C	48	2	1	-	-	-	-	1	-	-	-
	%	32	2	100	-	-	-	-	7	-	-	-
	1970 O		122	-	-	-	-	1	20	36	43	22
	C		1	-	-	-	-	-	-	-	-	1
	%		1	-	-	-	-	-	-	-	-	5
FALCON HGTS. PD MNO620200	1971 O	243	174	-	-	-	4	4	47	39	46	34
	C	33	22	-	-	-	2	-	2	4	7	7
	%	14	13	-	-	-	50	-	4	10	15	21
	1970 O		130	-	-	-	2	2	25	30	47	24
	C		7	-	-	-	1	-	1	2	1	2
	%		5	-	-	-	50	-	4	7	2	8

* Prior Case

** Data not reported or incomplete

*** Not a contributor

+ Repealed July 1, 1971

Total Part II	Other assaults	Arson	Forgery/counter.	Fraud	Embezzlement	Stolen property	Vandalism	Weapons	Prostitution	Other sex off.	Narcotic	Gambling	Family/child.	D.U.I.	Liquor laws	Drunkenness+	Disorderly	Vagrancy	Other
162	3	-	2	10	-	-	39	-	-	-	11	-	2	22	58	2	3	-	10
102	3	-	1	9	-	-	-	-	-	-	9	-	-	21	53	2	3	-	1
63	100	-	50	90	-	-	-	-	-	-	82	-	-	95	91	100	100	-	10
-	-	-	-	-	-	-	-	-	-	-	-	-	-	-	-	-	-	-	-
-	-	-	-	-	-	-	-	-	-	-	-	-	-	-	-	-	-	-	-
49	-	-	-	-	-	-	-	-	-	-	-	-	-	10	32	-	2	-	5
45	-	-	-	-	-	-	-	-	-	-	-	-	-	10	30	-	2	-	3
92	-	-	-	-	-	-	-	-	-	-	-	-	-	100	94	-	100	-	60
-	-	-	-	-	-	-	-	-	-	-	-	-	-	-	-	-	-	-	-
-	-	-	-	-	-	-	-	-	-	-	-	-	-	-	-	-	-	-	-
7173	1566	24	79	252	-	35	1305	69	-	60	193	1	283	353	300	156	690	11	1796
3709	1239	8	33	201	-	17	191	34	-	20	110	-	166	299	265	106	345	9	666
52	79	33	42	80	-	49	15	49	-	33	57	-	59	85	88	58	50	82	37
-	1744	-	-	-	-	-	-	-	-	-	-	-	-	-	-	-	-	-	-
-	922	-	-	-	-	-	-	-	-	-	-	-	-	-	-	-	-	-	-
-	53	-	-	-	-	-	-	-	-	-	-	-	-	-	-	-	-	-	-
96	3	2	-	-	-	-	59	-	-	5	7	-	1	2	-	4	-	-	13
12	2	-	-	-	-	-	3	-	-	1	4	-	1	-	-	-	-	-	1
13	67	-	-	-	-	-	5	-	-	20	57	-	100	-	-	-	-	-	8
-	1	-	-	-	-	-	-	-	-	-	-	-	-	-	-	-	-	-	-
-	-	-	-	-	-	-	-	-	-	-	-	-	-	-	-	-	-	-	-
49	1	-	-	-	-	-	-	-	-	-	-	-	-	13	-	2	6	-	27
46	-	-	-	-	-	-	-	-	-	-	-	-	-	12	-	2	6	-	26
94	-	-	-	-	-	-	-	-	-	-	-	-	-	92	-	100	100	-	96
-	2	-	-	-	-	-	-	-	-	-	-	-	-	-	-	-	-	-	-
-	1	-	-	-	-	-	-	-	-	-	-	-	-	-	-	-	-	-	-
-	50	-	-	-	-	-	-	-	-	-	-	-	-	-	-	-	-	-	-
69	-	1	6	2	-	-	24	-	-	4	9	-	-	4	1	-	2	-	16
11	-	-	4	-	-	-	-	-	-	-	5	-	-	-	-	-	-	-	2
16	-	-	67	-	-	-	-	-	-	-	56	-	-	-	-	-	-	-	13
-	1	-	-	-	-	-	-	-	-	-	-	-	-	-	-	-	-	-	-
-	-	-	-	-	-	-	-	-	-	-	-	-	-	-	-	-	-	-	-
-	-	-	-	-	-	-	-	-	-	-	-	-	-	-	-	-	-	-	-

		Grand Total	Total Part I	Mur/Non-neg.	Neg. Mansl.	Rape	Robbery	Aggr. assault	Burglary	Lar O \$50	Lar U \$50	Auto theft
LAUDERDALE PD MNO620300	1971 O	45	36	-	-	-	-	-	9	13	7	7
	C	5	2	-	-	-	-	-	2	-	-	-
	%	11	6	-	-	-	-	-	22	-	-	-
1970 O	***											
C												
%												
LITTLE CANADA PD MNO621100	1971 O	328	216	-	-	-	3	18	58	55	41	41
	C	58	32	-	-	-	1	15	4	4	3	5
	%	18	15	-	-	-	33	83	7	7	7	12
1970 O		154	-	-	-	-	2	33	69	39	11	
C		2	-	-	-	-	-	1	-	-	1	
%		1	-	-	-	-	-	3	-	-	9	
MAPLEWOOD PD MNO620400	1971 O	2460	1280	-	-	-	7	10	241	300	607	115
	C	1393	573	-	-	-	5	8	32	68	363	97
	%	57	45	-	-	-	71	80	13	23	60	84
1970 O		1325	-	-	4	8	11	253	281	686	82	
C		555	-	-	-	3	8	29	40	408	67	
%		42	-	-	-	38	73	11	14	59	82	
MOUNDS VIEW PD MNO620500	1971 O	1406	395	-	-	-	1	20	47	156	126	45
	C	354	48	-	-	-	1	12	8	12	11	4
	%	25	12	-	-	-	100	60	17	8	9	9
1970 O		340	-	-	1	1	6	56	146	104	26	
C		37	-	-	-	1	5	3	15	10	3	
%		11	-	-	-	100	83	5	10	10	12	
NEW BRIGHTON PD MNO620600	1971 O	1616	619	-	-	-	8	8	125	220	191	67
	C	215	47	-	-	-	2	6	9	11	15	4
	%	13	8	-	-	-	25	75	7	5	8	6
1970 O		498	-	-	-	5	12	82	179	166	54	
C		31	-	-	-	-	5	6	6	4	10	
%		6	-	-	-	-	42	7	3	2	19	
NO. ST. PAUL PD MNO620700	1971 O	897	426	-	-	3	-	4	38	112	231	38
	C	402	133	-	-	3	-	4	8	14	91	13
	%	45	31	-	-	100	-	100	21	13	39	34
1970 O		412	-	-	-	-	5	48	116	200	43	
C		102	-	-	-	-	5	13	13	49	22	
%		25	-	-	-	-	100	27	11	25	51	

* Prior Case

** Data not reported or incomplete

*** Not a contributor

+ Repealed July 1, 1971

Total Part II	Other assaults	Arson	Forgery/counter.	Fraud	Embezzlement	Stolen property	Vandalism	Weapons	Prostitution	Other sex off.	Narcotic	Gambling	Family/child.	D.U.I.	Liquor laws	Drunkennes+	Disorderly	Vagrancy	Other
9	-	-	-	-	-	-	6	-	-	-	1	-	-	-	-	-	2	-	-
3	-	-	-	-	-	-	-	-	-	-	1	-	-	-	-	-	2	-	-
33	-	-	-	-	-	-	-	-	-	-	100	-	-	-	-	-	100	-	-

112	2	2	8	-	-	-	48	-	-	1	7	-	-	9	3	5	2	-	25
26	-	-	3	-	-	-	7	-	-	1	5	-	-	1	2	-	-	-	7
23	-	-	38	-	-	-	15	-	-	100	71	-	-	11	67	-	-	-	28
	-																		
1180	61	4	11	63	-	1	216	9	-	-	39	-	163	83	72	39	138	7	274
820	52	-	3	36	-	1	55	9	-	-	38	-	143	83	71	38	84	6	201
69	85	-	27	57	-	100	25	100	-	-	97	-	88	100	99	97	61	86	73
	46																		
	37																		
	80																		
1011	11	3	5	127	-	2	165	19	-	12	30	-	102	44	34	9	106	-	342
306	4	1	2	125	-	2	27	4	-	2	9	-	11	44	28	-	26	-	21
30	36	33	40	98	-	100	16	21	-	17	30	-	11	100	82	-	25	-	6
	14																		
	2																		
	14																		
997	7	-	9	4	-	1	167	7	-	8	24	-	2	43	24	31	96	-	574
168	1	-	1	-	-	-	7	1	-	3	6	-	-	43	13	8	17	-	68
17	14	-	11	-	-	-	4	14	-	38	25	-	-	100	54	26	18	-	12
	7																		
	5																		
	71																		
471	19	2	8	16	-	5	156	2	-	-	21	-	1	11	28	15	95	-	92
269	19	1	5	12	-	3	28	2	-	-	12	-	1	11	27	15	64	-	69
57	100	50	63	75	-	60	18	100	-	-	57	-	100	100	96	100	67	-	75
	17																		
	16																		
	94																		

		Grand Total	Total Part I	Mur/Non-neg.	Neg. Mansl.	Rape	Robbery	Aggr. assault	Burglary	Lar O \$50	Lar U \$50	Auto theft
ROSEVILLE PD MNO620800	1971 O	1756	1458	-	-	-	7	-	130	569	598	154
	C	610	355	-	-	-	1	-	3	31	314	6
	%	35	25	-	-	-	14	-	2	5	53	4
1970 O		1272		-	-	-	13	-	160	464	491	144
	C	287		-	-	-	1	-	8	29	240	9
	%	23		-	-	-	8	-	5	6	49	6
ST. PAUL PD MNO620900	1971 O	20433	19017	20	15	79	892	498	5919	4163	1439	317
	C	4954	3824	15	8	58	307	443	764	566	154	44
	%	24	20	75	53	73	34	89	13	14	11	14
1970 O		19628		14	12	66	1160	562	5927	3929	4565	3393
	C	3754		14	6	55	269	472	751	288	1440	459
	%	19	100	50	83	23	84	13	7	32	14	
SHOREVIEW PD MNO621200	1971 O	621	416	-	-	4	-	19	160	111	78	44
	C	92	48	-	-	2	-	7	13	7	9	10
	%	15	12	-	-	50	-	37	8	6	12	23
1970 O		299		-	-	-	4	3	75	111	100	6
	C	7		-	-	-	-	-	2	2	3	-
	%	2		-	-	-	-	-	3	2	3	-
VADNAIS HGTS.PD MNO621300	1971 O	227	127	-	-	1	-	11	30	38	24	23
	C	43	25	-	-	-	-	6	6	5	4	4
	%	19	20	-	-	-	-	55	20	13	17	17
1970 O		127		-	-	-	1	2	26	50	38	10
	C	3		-	-	-	1	1	-	-	-	1
	%	2		-	-	-	100	50	-	-	-	10
WH. BEAR LK. PD MNO621000	1971 O	1972	812	-	-	-	6	11	170	216	376	33
	C	721	120	-	-	-	2	7	19	12	73	7
	%	37	15	-	-	-	33	64	11	6	19	21
1970 O		854		1	-	1	6	13	224	171	417	21
	C	149		1	-	1	2	13	52	5	74	1
	%	17	100	-	100	33	100	23	23	3	18	5
RED LAKE CO. SHERIFF MNO630000	1971 O	86	46	-	-	-	-	-	18	19	7	2
	C	32	3	-	-	-	-	-	-	3	-	-
	%	37	7	-	-	-	-	-	-	16	-	-
1970 O		3		-	-	-	-	-	1	1	-	1
	C	1		-	-	-	-	-	1	-	-	-
	%	33		-	-	-	-	-	100	-	-	-

* Prior Case

** Data not reported or incomplete

*** Not a contributor

+ Repealed July 1, 1971

Total Part II	Other assaults	Arson	Forgery/counter.	Fraud	Embezzlement	Stolen property	Vandalism	Weapons	Prostitution	Other sex off.	Narcotic	Gambling	Family/child.	D.U.I.	Liquor laws	Drunkenness+	Disorderly	Vagrancy	Other	
298	-	5	6	1	-	3	48	7	-	2	21	-	1	48	40	6	22	2	86	
255	-	5	6	1	-	3	23	6	-	2	16	-	1	48	36	5	20	2	81	
86	-	100	100	100	-	100	48	86	-	100	76	-	100	100	90	83	91	100	94	
-	-	-	-	-	-	-	-	-	-	-	-	-	-	-	-	-	-	-	-	-
-	-	-	-	-	-	-	-	-	-	-	-	-	-	-	-	-	-	-	-	-
1416	-	-	-	-	-	-	-	-	-	-	-	-	-	-	-	-	-	-	-	-
1130	-	-	-	-	-	-	-	-	-	-	-	-	-	-	-	-	-	-	-	-
80	-	-	-	-	-	-	-	-	-	-	-	-	-	-	-	-	-	-	-	-
-	-	-	-	-	-	-	-	-	-	-	-	-	-	-	-	-	-	-	-	-
1622	-	-	-	-	-	-	-	-	-	-	-	-	-	-	-	-	-	-	-	-
830	-	-	-	-	-	-	-	-	-	-	-	-	-	-	-	-	-	-	-	-
51	-	-	-	-	-	-	-	-	-	-	-	-	-	-	-	-	-	-	-	-
205	1	2	9	-	-	19	75	-	-	12	13	-	4	26	5	1	6	-	32	
44	-	1	6	-	-	4	11	-	-	5	2	-	1	-	2	-	-	-	12	
21	-	50	67	-	-	21	15	-	-	42	15	-	25	-	40	-	-	-	38	
-	-	-	-	-	-	-	-	-	-	-	-	-	-	-	-	-	-	-	-	-
-	-	-	-	-	-	-	-	-	-	-	-	-	-	-	-	-	-	-	-	-
100	-	-	5	1	-	-	45	-	-	4	2	-	2	8	1	5	2	-	25	
18	-	-	2	1	-	-	3	-	-	1	1	-	2	-	1	-	-	-	7	
18	-	-	40	100	-	-	7	-	-	25	50	-	100	-	100	-	-	-	28	
-	-	-	-	-	-	-	-	-	-	-	-	-	-	-	-	-	-	-	-	-
-	-	-	-	-	-	-	-	-	-	-	-	-	-	-	-	-	-	-	-	-
1160	45	3	12	38	-	4	296	25	-	12	19	1	7	62	92	39	213	2	290	
601	31	-	1	26	-	4	27	12	-	5	11	-	6	57	85	38	126	1	171	
52	69	-	8	68	-	100	9	48	-	42	58	-	86	92	92	97	59	50	59	
-	-	-	-	-	-	-	-	-	-	-	-	-	-	-	-	-	-	-	-	-
-	-	-	-	-	-	-	-	-	-	-	-	-	-	-	-	-	-	-	-	-
34	-	-	-	-	-	-	-	-	-	-	-	-	-	-	-	-	-	-	-	-
31	-	-	-	-	-	-	-	-	-	-	-	-	-	-	-	-	-	-	-	-
91	-	-	-	-	-	-	-	-	-	-	-	-	-	-	-	-	-	-	-	-
40	-	-	-	-	-	-	2	-	-	-	-	-	-	6	20	-	11	-	1	
29	-	-	-	-	-	-	-	-	-	-	-	-	-	5	13	-	10	-	1	
73	-	-	-	-	-	-	-	-	-	-	-	-	-	83	65	-	91	-	100	
-	-	-	-	-	-	-	-	-	-	-	-	-	-	-	-	-	-	-	-	-
-	-	-	-	-	-	-	-	-	-	-	-	-	-	-	-	-	-	-	-	-
-	-	-	-	-	-	-	-	-	-	-	-	-	-	-	-	-	-	-	-	-

		Grand Total	Total Part I	Mur/Non-neg.	Neg. Mansl.	Rape	Robbery	Aggr. assault	Burglary	Lar O \$50	Lar U \$50	Auto theft
REDWOOD CO.	1971 O	**180	80	-	-	-	1	3	9	28	35	4
	C	88	29	-	-	-	1	3	-	3	22	-
	%	49	36	-	-	-	100	100	-	11	63	-
1970 O	C		117	-	-	-	-	-	61	25	29	2
	%		33	-	-	-	-	-	7	10	15	1
			28	-	-	-	-	-	11	40	52	50
SHERIFF MNO640000	1971 O	9	9	-	-	-	-	-	2	7	-	-
	C	-	-	-	-	-	-	-	-	-	-	-
	%	-	-	-	-	-	-	-	-	-	-	-
1970 O	C		62	-	-	-	-	-	39	19	2	2
	%		16	-	-	-	-	-	5	8	2	1
			26	-	-	-	-	-	13	42	100	50
REDWOOD FALLS PD MNO640200	1971 O	171	71	-	-	-	1	3	7	21	35	4
	C	88	29	-	-	-	1	3	-	3	22	-
	%	51	42	-	-	-	100	100	-	14	63	-
1970 O	C		55	-	-	-	-	-	22	6	27	-
	%		17	-	-	-	-	-	2	2	13	-
			31	-	-	-	-	-	9	33	48	-
RENVILLE CO.	1971 O	**124	75	-	-	-	-	3	20	28	23	1
	C	30	5	-	-	-	-	3	1	-	-	1
	%	24	7	-	-	-	-	100	5	-	-	100
1970 O	C		96	-	-	-	-	2	36	44	12	2
	%		14	-	-	-	-	2	4	3	5	-
			15	-	-	-	-	100	11	7	42	-
SHERIFF MNO650000	1971 O	** 36	36	-	-	-	-	-	10	18	8	-
	C	-	-	-	-	-	-	-	-	-	-	-
	%	-	-	-	-	-	-	-	-	-	-	-
1970 O	C		66	-	-	-	-	1	33	29	3	-
	%		6	-	-	-	-	1	3	2	-	-
			9	-	-	-	-	100	9	7	-	-
OLIVIA PD MNO650300	1971 O	88	39	-	-	-	-	3	10	10	15	1
	C	30	5	-	-	-	-	3	1	-	-	1
	%	34	13	-	-	-	-	100	10	-	-	100
1970 O	C		30	-	-	-	-	1	3	15	9	2
	%		8	-	-	-	-	1	1	1	5	-
			27	-	-	-	-	100	33	7	56	-

* Prior Case

** Data not reported or incomplete

*** Not a contributor

+ Repealed July 1, 1971

Total Part II	Other assaults	Arson	Forgery/counter.	Fraud	Embezzlement	Stolen property	Vandalism	Weapons	Prostitution	Other sex off.	Narcotic	Gambling	Family/child.	D.U.I.	Liquor laws	Drunkenness	Disorderly	Vagrancy	Other
100	2	1	1	-	-	-	33	-	-	2	-	-	6	1	16	7	7	1	23
59	2	-	1	-	-	-	2	-	-	2	-	-	3	1	15	7	6	1	19
59	100	-	100	-	-	-	6	-	-	100	-	-	50	100	94	100	86	100	83
-	-	-	-	-	-	-	-	-	-	-	-	-	-	-	-	-	-	-	-
-	-	-	-	-	-	-	-	-	-	-	-	-	-	-	-	-	-	-	-
-	-	-	-	-	-	-	-	-	-	-	-	-	-	-	-	-	-	-	-
-	-	-	-	-	-	-	-	-	-	-	-	-	-	-	-	-	-	-	-
100	2	1	1	-	-	-	33	-	-	2	-	-	6	1	16	7	7	1	23
59	2	-	1	-	-	-	2	-	-	2	-	-	3	1	15	7	6	1	19
59	100	-	100	-	-	-	6	-	-	100	-	-	50	100	94	100	86	100	83
-	-	-	-	-	-	-	-	-	-	-	-	-	-	-	-	-	-	-	-
-	-	-	-	-	-	-	-	-	-	-	-	-	-	-	-	-	-	-	-
-	-	-	-	-	-	-	-	-	-	-	-	-	-	-	-	-	-	-	-
49	2	1	-	-	-	3	20	-	-	1	1	-	4	5	-	10	2	-	-
25	2	-	-	-	-	-	6	-	-	1	1	-	2	1	-	10	2	-	-
51	100	-	-	-	-	-	30	-	-	100	100	-	50	20	-	100	100	-	-
-	1	-	-	-	-	-	-	-	-	-	-	-	-	-	-	-	-	-	-
-	1	-	-	-	-	-	-	-	-	-	-	-	-	-	-	-	-	-	-
-	100	-	-	-	-	-	-	-	-	-	-	-	-	-	-	-	-	-	-
-	-	-	-	-	-	-	-	-	-	-	-	-	-	-	-	-	-	-	-
-	-	-	-	-	-	-	-	-	-	-	-	-	-	-	-	-	-	-	-
-	-	-	-	-	-	-	-	-	-	-	-	-	-	-	-	-	-	-	-
49	2	1	-	-	-	3	20	-	-	1	1	-	4	5	-	10	2	-	-
25	2	-	-	-	-	-	6	-	-	1	1	-	2	1	-	10	2	-	-
51	100	-	-	-	-	-	30	-	-	100	100	-	50	20	-	100	100	-	-
-	1	-	-	-	-	-	-	-	-	-	-	-	-	-	-	-	-	-	-
-	1	-	-	-	-	-	-	-	-	-	-	-	-	-	-	-	-	-	-
-	100	-	-	-	-	-	-	-	-	-	-	-	-	-	-	-	-	-	-

		Grand Total	Total Part I	Mur/Non-neg.	Neg. Mansl.	Rape	Robbery	Aggr. assault	Burglary	Lar O \$50	Lar U \$50	Auto theft
RICE CO.	1971 O	1353	757	-	1	2	3	11	249	233	230	28
	C	604	185	-	1	1	1	7	29	24	117	5
	%	45	24	-	100	50	33	64	12	10	51	18
	1970 O		660	2	1	2	3	3	161	202	251	35
	C		159	2	1	2	2	2	20	17	103	10
	%		24	100	100	100	67	67	12	8	41	29
SHERIFF MNO660000	1971 O	188	113	-	-	-	-	-	50	53	8	2
	C	46	4	-	-	-	-	-	3	-	1	-
	%	24	4	-	-	-	-	-	6	-	13	-
	1970 O		53	-	-	-	-	-	18	28	4	3
	C		4	-	-	-	-	-	3	-	-	1
	%		8	-	-	-	-	-	17	-	-	33
FARIBAULT PD MNO660100	1971 O	856	509	-	1	2	3	4	181	121	178	19
	C	383	143	-	1	1	1	3	25	21	88	3
	%	45	28	-	100	50	33	75	14	17	49	16
	1970 O		469	2	1	2	3	1	124	118	200	18
	C		116	2	1	2	2	-	13	12	78	6
	%		25	100	100	100	67	-	10	10	39	33
NORTHFIELD PD MNO660200	1971 O	309	135	-	-	-	-	7	18	59	44	7
	C	175	38	-	-	-	-	4	1	3	28	2
	%	57	28	-	-	-	-	57	6	5	64	29
	1970 O		138	-	-	-	-	2	19	56	47	14
	C		39	-	-	-	-	2	4	5	25	3
	%		28	-	-	-	-	100	21	9	53	21
ROCK CO.	1971 O	538	192	1	-	-	1	-	33	48	104	5
	C	68	7	1	-	-	-	-	2	1	3	-
	%	13	4	100	-	-	-	-	6	2	3	-
	1970 O		175	-	-	-	1	-	38	34	94	8
	C		8	-	-	-	-	-	3	2	2	1
	%		5	-	-	-	-	-	8	6	2	13
SHERIFF MNO670000	1971 O	190	73	1	-	-	-	-	21	32	17	2
	C	38	2	1	-	-	-	-	-	1	-	-
	%	20	3	100	-	-	-	-	-	3	-	-
	1970 O		62	-	-	-	-	-	24	20	16	2
	C		4	-	-	-	-	-	2	2	-	-
	%		6	-	-	-	-	-	8	10	-	-

* Prior Case

** Data not reported or incomplete

*** Not a contributor

+ Repealed July 1, 1971

Total Part II	Other assaults	Arson	Forgery/counter.	Fraud	Embezzlement	Stolen property	Vandalism	Weapons	Prostitution	Other sex off.	Narcotic	Gambling	Family/child.	D.U.I.	Liquor laws	Drunkenness+	Disorderly	Vagrancy	Other
596	16	4	4	21	-	9	123	-	-	13	20	-	18	41	105	67	35	8	112
419	15	-	3	8	-	4	21	-	-	7	15	-	10	41	99	67	33	7	89
94	94	-	75	38	-	44	17	-	-	54	75	-	56	100	94	100	94	88	79
	23																		
	19																		
	83																		
75	-	-	-	13	-	8	1	-	-	-	7	-	4	5	4	7	1	1	24
42	-	-	-	4	-	4	-	-	-	-	4	-	3	5	-	7	1	-	14
56	-	-	-	31	-	50	-	-	-	-	57	-	75	100	-	100	100	-	58
	-																		
	-																		
	-																		
347	15	4	4	8	-	1	82	-	-	12	6	-	2	26	38	59	26	4	60
240	14	-	3	4	-	-	9	-	-	6	6	-	1	26	36	59	25	4	47
69	93	-	75	50	-	-	11	-	-	50	100	-	50	100	95	100	96	100	78
	23																		
	17																		
	74																		
174	1	-	-	-	-	-	40	-	-	1	7	-	12	10	63	1	8	3	28
137	1	-	-	-	-	-	12	-	-	1	5	-	6	10	63	1	7	3	28
79	100	-	-	-	-	-	30	-	-	100	71	-	50	100	100	100	88	100	100
	2																		
	2																		
	100																		
346	19	1	3	39	-	6	106	-	-	2	7	1	19	14	22	9	4	5	89
61	1	1	1	28	-	1	3	-	-	-	-	-	-	4	18	-	1	-	3
18	5	100	33	72	-	17	3	-	-	-	-	-	-	29	82	-	25	-	3
	10																		
	3																		
	30																		
117	3	1	1	35	-	5	21	-	-	1	3	-	7	6	5	3	2	2	22
36	1	1	1	28	-	-	1	-	-	-	-	-	-	1	1	-	-	-	2
31	33	100	100	80	-	-	5	-	-	-	-	-	-	17	20	-	-	-	9
	2																		
	2																		
	100																		

		Grand Total	Total Part I	Mur/Non-neg.	Neg. Mansl.	Rape	Robbery	Aggr. assault	Burglary	Lar O \$50	Lar U \$50	Auto theft
LIVERNE PD MNO670100	1971 O	348	119	-	-	-	1	-	12	16	87	3
	C	30	5	-	-	-	-	-	2	-	3	-
	%	9	4	-	-	-	-	-	17	-	3	-
1970 O			113	-	-	-	1	-	14	14	78	6
	C		4	-	-	-	-	-	1	-	2	1
	%		4	-	-	-	-	-	7	-	3	17
ROSEAU CO	1971 O	378	162	-	-	-	-	1	50	41	64	6
	C	243	63	-	-	-	-	-	28	15	18	2
	%	64	39	-	-	-	-	-	56	37	28	33
1970 O			139	-	-	-	-	4	50	33	47	5
	C		28	-	-	-	-	3	10	5	10	-
	%		20	-	-	-	-	75	20	15	21	-
SHERIFF MNO680000	1971 O	282	99	-	-	-	-	1	40	30	24	4
	C	200	46	-	-	-	-	-	24	11	9	2
	%	71	46	-	-	-	-	-	60	37	38	50
1970 O			82	-	-	-	-	3	42	18	14	5
	C		17	-	-	-	-	2	8	4	3	-
	%		21	-	-	-	-	67	19	22	21	-
ROSEAU PD MNO680100	1971 O	96	63	-	-	-	-	-	10	11	40	2
	C	43	17	-	-	-	-	-	4	4	9	-
	%	45	27	-	-	-	-	-	40	36	23	-
1970 O			57	-	-	-	-	1	8	15	33	-
	C		11	-	-	-	-	1	2	1	7	-
	%		19	-	-	-	-	100	25	7	21	-
ST. LOUIS CO	1971 O	9979	6951	5	5	17	40	42	1889	1722	2602	629
	C	3263	1178	5	2	10	24	32	234	163	591	117
	%	33	17	100	40	59	60	76	12	9	23	19
1970 O			5606	4	6	13	48	47	1396	1292	2251	549
	C		994	4	5	6	8	38	234	119	461	119
	%		18	100	83	46	17	81	17	9	20	22
SHERIFF MNO690000	1971 O	2108	1117	1	-	3	-	12	587	314	171	29
	C	721	180	1	-	2	1*	8	90	40	35	3
	%	34	16	100	-	67	-	67	15	13	20	10
1970 O			934	1	1	4	4	16	462	245	162	39
	C		174	1	-	3	2	15	107	20	14	12
	%		19	100	-	75	50	94	23	8	9	31

* Prior Case

** Data not reported or incomplete

*** Not a contributor

+ Repealed July 1, 1971

Total Part II	Other assaults	Arson	Forgery/counter.	Fraud	Embezzlement	Stolen property	Vandalism	Weapons	Prostitution	Other sex off.	Narcotic	Gambling	Family/child.	D.U.I.	Liquor laws	Drunkenness+	Disorderly	Vagrancy	Other
229	16	-	2	4	-	1	85	-	-	1	4	1	12	8	17	6	2	3	67
25	-	-	-	-	-	1	2	-	-	-	-	-	-	3	17	-	1	-	1
11	-	-	-	-	-	100	2	-	-	-	-	-	-	38	100	-	50	-	1
	8																		
	1																		
	13																		
	Not Available																		
216	2	1	1	8	-	-	46	-	-	2	2	-	5	42	73	6	10	-	18
180	1	1	1	8	-	-	21	-	-	2	2	-	5	42	64	6	10	-	17
83	50	100	100	100	-	-	46	-	-	100	100	-	100	100	88	100	100	-	94
	2																		
	-																		
	-																		
	Not Available																		
183	2	1	1	5	-	-	36	-	-	1	2	-	4	39	62	6	9	-	15
154	1	1	1	5	-	-	11	-	-	1	2	-	4	39	60	6	9	-	14
84	50	100	100	100	-	-	31	-	-	100	100	-	100	100	97	100	100	-	93
	1																		
	-																		
	-																		
	Not Available																		
33	-	-	-	3	-	-	10	-	-	1	-	-	1	3	11	-	1	-	3
26	-	-	-	3	-	-	10	-	-	1	-	-	1	3	4	-	1	-	3
79	-	-	-	100	-	-	100	-	-	100	-	-	100	100	36	-	100	-	100
	1																		
	-																		
	-																		
	Not Available																		
3028	359	26	10	67	-	24	461	39	1	30	70	4	65	136	699	286	285	6	460
2085	238	2	9	41	-	21	75	17	-	14	43	3	42	128	654	240	243	6	309
69	66	3	90	61	-	88	16	44	-	47	61	75	65	94	94	84	85	100	67
	390																		
	235																		
	60																		
	Not Available																		
991	125	26	3	38	-	7	199	33	1	14	39	2	8	37	74	102	96	1	186
541	97	2	3	31	-	6	42	13	-	7	15	-	7	29	59	86	63	1	80
55	78	8	100	82	-	86	21	39	-	50	38	-	88	78	80	84	66	100	43
	79																		
	66																		
	84																		
	Not Available																		

		Grand Total	Total Part I	Mur/ Non-neg.	Neg. Mansl.	Rape	Robbery	Aggr. assault	Burglary	Lar 0 \$50	Lar U \$50	Auto theft
AURORA PD MNO690100	1971 O	98	55	-	-	-	-	1	13	17	20	4
	C	33	2	-	-	-	-	1	1	-	-	-
	%	34	36	-	-	-	-	100	8	-	-	-
1970 O	C		34	-	-	-	-	2	8	9	11	4
	%		6	-	-	-	-	2	2	-	2	-
			18	-	-	-	-	100	25	-	18	-
BABBITT PD MNO690200	1971 O	92	23	-	-	-	-	1	10	2	10	-
	C	76	10	-	-	-	-	1	8	-	1	-
	%	83	43	-	-	-	-	100	80	-	10	-
1970 O	C		26	-	-	-	-	3	7	8	8	-
	%		14	-	-	-	-	3	7	1	3	-
			54	-	-	-	-	100	100	13	38	-
CHISHOLM PD MNO690500	1971 O	**417	84	-	-	-	-	2	18	37	25	2
	C	278	18	-	-	-	-	1	3	6	6	2
	%	67	22	-	-	-	-	50	17	16	24	100
1970 O	C		51	-	-	-	-	1	14	18	16	2
	%		13	-	-	-	-	1	1	4	6	1
			25	-	-	-	-	100	7	22	38	50
DULUTH PD MNO690600	1971 O	4916	4697	3	5	14	40	24	1090	1081	1927	513
	C	828	702	3	2	8	23	19	110	84	361	92
	%	17	15	100	40	57	58	79	10	8	19	18
1970 O	C		3745	1	5	8	42	22	755	809	1669	434
	%		561	1	4	3	6	15	79	69	302	82
			15	100	80	38	14	68	10	9	18	19
ELY PD MNO690700	1971 O	95	16	-	-	-	-	-	8	5	3	-
	C	80	1	-	-	-	-	-	-	-	1	-
	%	84	6	-	-	-	-	-	-	-	33	-
1970 O	C		22	-	-	-	-	-	3	13	5	1
	%		2	-	-	-	-	-	2	-	-	-
			9	-	-	-	-	-	67	-	-	-
EVELETH PD MNO690800	1971 O	92	57	-	-	-	-	-	17	13	13	14
	C	44	12	-	-	-	-	-	3	1	-	8
	%	48	21	-	-	-	-	-	18	8	-	57
1970 O	C		51	-	-	-	-	-	14	15	10	12
	%		15	-	-	-	-	-	5	4	4	2
			29	-	-	-	-	-	36	27	40	17

* Prior Case

** Data not reported or incomplete

*** Not a contributor

+ Repealed July 1, 1971

Total Part II	Other assaults	Arson	Forgery/counter	Fraud	Embezzlement	Stolen property	Vandalism	Weapons	Prostitution	Other sex off.	Narcotic	Gambling	Family/child.	D.U.I.	Liquor laws	Drunkenness+	Disorderly	Vagrancy	Other	
43	3	-	-	-	-	-	8	-	-	-	-	-	-	5	15	1	11	-	-	
31	3	-	-	-	-	-	-	-	-	-	-	-	-	5	11	1	11	-	-	
72	100	-	-	-	-	-	-	-	-	-	-	-	-	100	73	100	100	-	-	
	1								Not Available											
	1								Not Available											
	100								Not Available											
69	-	-	-	5	-	7	1	-	-	-	1	-	1	1	25	6	4	1	17	
66	-	-	-	5	-	5	-	-	-	-	1	-	1	1	25	6	4	1	17	
96	-	-	-	100	-	71	-	-	-	-	100	-	100	100	100	100	100	100	100	
	-								Not Available											
	-								Not Available											
333	4	-	1	-	-	5	88	1	-	1	3	2	11	9	98	40	38	-	32	
260	4	-	1	-	-	5	18	1	-	-	3	3*	12*	12*	95	40	35	-	31	
78	100	-	100	-	-	100	20	100	-	-	100	150	109	133	97	100	92	-	97	
	4								Not Available											
	4								Not Available											
	100								Not Available											
	219								Not Available											
	126								Not Available											
	58								Not Available											
	301								Not Available											
	159								Not Available											
	53								Not Available											
79	-	-	-	-	-	-	-	-	-	-	2	-	-	2	24	6	15	2	28	
79	-	-	-	-	-	-	-	-	-	-	2	-	-	2	24	6	15	2	28	
100	-	-	-	-	-	-	-	-	-	-	100	-	-	100	100	100	100	100	100	
	-								Not Available											
	-								Not Available											
	-								Not Available											
35	-	-	-	-	-	-	1	-	-	-	-	-	-	-	8	1	11	-	14	
32	-	-	-	-	-	-	-	-	-	-	-	-	-	-	6	1	10	-	15*	
91	-	-	-	-	-	-	-	-	-	-	-	-	-	-	75	100	91	-	107	
	-								Not Available											
	-								Not Available											
	-								Not Available											

		Grand Total	Total Part I	Mur/Non-neg.	Neg. Mansl.	Rape	Robbery	Aggr. assault	Burglary	Lar O \$50	Lar U \$50	Auto theft
GILBERT PD MNO690900	1971 O	13	4	-	-	-	-	-	2	1	-	1
	C	2	-	-	-	-	-	-	-	-	-	-
	%	15	-	-	-	-	-	-	-	-	-	-
	1970 O		5	-	-	-	-	-	4	1	-	-
	C		-	-	-	-	-	-	-	-	-	-
	%		-	-	-	-	-	-	-	-	-	-
HIBBING PD MNO691000	1971 O	912	424	-	-	-	-	-	77	116	189	42
	C	605	117	-	-	-	-	-	7	3	100	7
	%	66	28	-	-	-	-	-	9	3	53	17
	1970 O		312	-	-	-	-	-	77	82	131	22
	C		92	-	-	-	-	-	24	5	61	2
	%		29	-	-	-	-	-	31	6	47	9
HOYT LAKES PD MNO691100	1971 O	254	131	-	-	-	-	-	17	31	78	5
	C	89	17	-	-	-	-	-	2	5	9	1
	%	35	13	-	-	-	-	-	12	16	12	20
	1970 O		69	-	-	-	-	-	10	11	47	1
	C		8	-	-	-	-	-	1	2	4	1
	%		12	-	-	-	-	-	10	18	9	100
PROCTOR PD MNO691300	1971 O	** 28	10	-	-	-	-	-	1	4	5	-
	C	8	-	-	-	-	-	-	-	-	-	-
	%	29	-	-	-	-	-	-	-	-	-	-
	1970 O		21	-	-	-	1	-	7	5	8	-
	C		1	-	-	-	-	-	-	1	-	-
	%		5	-	-	-	-	-	-	20	-	-
VIRGINIA PD MNO691400	1971 O	954	333	1	-	-	-	2	49	101	161	19
	C	499	119	1	-	-	-	2	10	24	78	4
	%	52	36	100	-	-	-	100	20	24	48	24
	1970 O		336	2	-	1	1	3	45	76	174	34
	C		108	2	1*	-	-	2	6	13	65	19
	%		32	100	-	-	-	67	13	17	37	56
SCOTT CO.	1971 O	1316	492	1	1	1	4	10	138	192	126	19
	C	512	77	-	-	1	2	6	21	28	13	6
	%	39	16	-	-	100	50	60	15	15	10	32
	1970 O		354	-	-	1	2	11	96	133	83	28
	C		64	-	-	1	1	11	12	9	19	11
	%		18	-	-	100	50	100	13	7	23	39

* Prior Case

** Data not reported or incomplete

***Not a contributor

+ Repealed July 1, 1971

Total Part II	Other assaults	Arson	Forgery/counter.	Fraud	Embezzlement	Stolen property	Vandalism	Weapons	Prostitution	Other sex off.	Narcotic	Gambling	Family/child.	D.U.I.	Liquor laws	Drunkennes+	Disorderly	Vagrancy	Other
9	-	-	-	-	-	-	-	-	-	-	-	-	-	-	-	1	4	-	4
2	-	-	-	-	-	-	-	-	-	-	-	-	-	-	-	-	1	-	-
22	-	-	-	-	-	-	-	-	-	-	-	-	-	-	-	-	25	-	-
	-	-	-	-	-	-	-	-	-	-	-	-	-	-	-	-	-	-	-
	-	-	-	-	-	-	-	-	-	-	-	-	-	-	-	-	-	-	-
	-	-	-	-	-	-	-	-	-	-	-	-	-	-	-	-	-	-	-
488	-	-	5	1	-	1	10	-	-	6	14	-	9	32	262	23	39	1	85
488	-	-	5	1	-	1	10	-	-	6	14	-	9	32	262	23	39	1	85
100	-	-	100	100	-	100	100	-	-	100	100	-	100	100	100	100	100	100	100
	-	-	-	-	-	-	-	-	-	-	-	-	-	-	-	-	-	-	-
	-	-	-	-	-	-	-	-	-	-	-	-	-	-	-	-	-	-	-
	-	-	-	-	-	-	-	-	-	-	-	-	-	-	-	-	-	-	-
123	-	-	-	-	-	-	9	-	-	-	1	-	-	1	39	-	1	-	72
72	-	-	-	-	-	-	2	-	-	-	1	-	-	1	37	-	1	-	30
59	-	-	-	-	-	-	22	-	-	-	100	-	-	100	95	-	100	-	42
	-	-	-	-	-	-	-	-	-	-	-	-	-	-	-	-	-	-	-
	-	-	-	-	-	-	-	-	-	-	-	-	-	-	-	-	-	-	-
	-	-	-	-	-	-	-	-	-	-	-	-	-	-	-	-	-	-	-
	4	-	-	-	-	-	-	-	-	-	-	-	-	-	-	-	-	-	-
	4	-	-	-	-	-	-	-	-	-	-	-	-	-	-	-	-	-	-
	100	-	-	-	-	-	-	-	-	-	-	-	-	-	-	-	-	-	-
	-	-	-	-	-	-	-	-	-	-	-	-	-	-	-	-	-	-	-
	-	-	-	-	-	-	-	-	-	-	-	-	-	-	-	-	-	-	-
	-	-	-	-	-	-	-	-	-	-	-	-	-	-	-	-	-	-	-
18	-	-	-	-	-	-	4	-	-	-	-	-	1	4	7	2	-	-	-
8	-	-	-	-	-	-	-	-	-	-	-	-	1	3	3	1	-	-	-
44	-	-	-	-	-	-	-	-	-	-	-	-	100	75	43	50	-	-	-
	-	-	-	-	-	-	-	-	-	-	-	-	-	-	-	-	-	-	-
	-	-	-	-	-	-	-	-	-	-	-	-	-	-	-	-	-	-	-
	-	-	-	-	-	-	-	-	-	-	-	-	-	-	-	-	-	-	-
	-	-	-	-	-	-	-	-	-	-	-	-	-	-	-	-	-	-	-
621	8	-	1	23	-	4	141	5	-	9	10	-	35	45	147	104	66	1	22
380	8	-	-	4	-	4	3	3	-	1	7	-	12	43	132	76	64	1	22
61	100	-	-	17	-	100	2	60	-	11	70	-	34	96	90	73	97	100	100
	-	-	-	-	-	-	-	-	-	-	-	-	-	-	-	-	-	-	-
	-	-	-	-	-	-	-	-	-	-	-	-	-	-	-	-	-	-	-
	-	-	-	-	-	-	-	-	-	-	-	-	-	-	-	-	-	-	-
	1	-	-	-	-	-	-	-	-	-	-	-	-	-	-	-	-	-	-
	1	-	-	-	-	-	-	-	-	-	-	-	-	-	-	-	-	-	-
	100	-	-	-	-	-	-	-	-	-	-	-	-	-	-	-	-	-	-
	-	-	-	-	-	-	-	-	-	-	-	-	-	-	-	-	-	-	-
	-	-	-	-	-	-	-	-	-	-	-	-	-	-	-	-	-	-	-
	-	-	-	-	-	-	-	-	-	-	-	-	-	-	-	-	-	-	-
824	26	5	16	34	22	8	180	21	-	3	27	-	18	85	107	39	48	-	185
435	22	4	13	20	10	4	40	6	-	-	20	-	8	82	88	29	34	-	55
53	85	80	81	59	45	50	22	29	-	-	74	-	44	96	82	74	71	-	30
	-	-	-	-	-	-	-	-	-	-	-	-	-	-	-	-	-	-	-
	-	-	-	-	-	-	-	-	-	-	-	-	-	-	-	-	-	-	-
	-	-	-	-	-	-	-	-	-	-	-	-	-	-	-	-	-	-	-
	18	-	-	-	-	-	-	-	-	-	-	-	-	-	-	-	-	-	-
	17	-	-	-	-	-	-	-	-	-	-	-	-	-	-	-	-	-	-
	94	-	-	-	-	-	-	-	-	-	-	-	-	-	-	-	-	-	-

		Grand Total	Total Part I	Mur/Non-neg.	Neg. Mansl.	Rape	Robbery	Aggr. assault	Burglary	Lar O \$50	Lar U \$50	Auto theft
SHERIFF MNO700000	1971 O	519	194	1	-	1	2	1	52	94	38	5
	C	267	37	-	-	1	2	1	10	17	4	2
	%	51	19	-	-	100	100	100	19	18	11	40
1970 O			180	-	-	1	1	10	55	65	36	12
	C		38	-	-	1	1	10	4	6	8	8
	%		21	-	-	100	100	100	7	9	22	67
NEW PRAGUE PD MNO700300	1971 O	17	10	-	-	-	-	-	4	2	2	2
	C	4	3	-	-	-	-	-	1	-	1	1
	%	24	30	-	-	-	-	-	25	-	50	50
1970 O			5	-	-	-	-	-	1	4	-	-
	C		3	-	-	-	-	-	-	3	-	-
	%		60	-	-	-	-	-	-	75	-	-
SAVAGE PD MNO700600	1971 O	363	83	-	-	-	1	2	21	33	22	4
	C	109	12	-	-	-	-	2	1	8	-	1
	%	30	14	-	-	-	-	100	5	24	-	25
1970 O	***											
	C											
	%											
SHAKOPEE PD MNO700400	1971 O	417	205	-	1	-	1	7	61	63	64	8
	C	132	25	-	-	-	-	3	9	3	8	2
	%	32	12	-	-	-	-	43	15	5	13	25
1970 O			169	-	-	-	1	1	40	64	47	16
	C		23	-	-	-	-	1	8	3	8	3
	%		14	-	-	-	-	100	20	5	17	19
SHERBURNE CO. SHERIFF MNO710000	1971 O	** 89	89	-	-	2	1	8	48	18	2	10
	C	31	31	-	-	2	-	6	13	7	1	2
	%	35	35	-	-	100	-	75	27	39	50	20
1970 O			144	1	-	1	-	2	80	28	19	13
	C		48	1	-	-	-	2	29	8	5	3
	%		33	100	-	-	-	100	36	29	26	23
SIBLEY CO. SHERIFF MNO720000	1971 O	**										
	C											
	%											
1970 O			36	-	-	-	-	1	18	12	1	4
	C		14	-	-	-	-	1	7	3	-	3
	%		39	-	-	-	-	100	39	25	-	75

* Prior Case

** Data not reported or incomplete

*** Not a contributor

+ Repealed July 1, 1971

Total Part II	Other assaults	Arson	Forgery/counter	Fraud	Embezzlement	Stolen property	Vandalism	Weapons	Prostitution	Other sex off.	Narcotic	Gambling	Family/child.	D.U.I.	Liquor laws	Drunkennes+	Disorderly	Vagrancy	Other	
325	20	4	11	22	-	6	98	4	-	1	12	-	6	5	56	13	12	-	55	
230	19	4	11	14	-	2	36	4	-	-	11	-	6	5	50	12	12	-	44	
71	95	100	100	64	-	33	37	100	-	-	92	-	100	100	89	92	100	-	80	
	14								Not Available											
	14								Not Available											
	100								Not Available											
7	-	-	-	-	-	-	-	-	-	-	-	-	-	2	3	2	-	-	-	
1	-	-	-	-	-	-	-	-	-	-	-	-	-	-	-	1	-	-	-	
14	-	-	-	-	-	-	-	-	-	-	-	-	-	-	-	50	-	-	-	
									Not Available											
280	-	-	4	5	22	-	-	16	-	2	5	-	10	55	22	11	14	-	114	
97	-	-	2	5	10	-	-	1	-	-	2	-	2	54	12	4	4	-	1	
35	-	-	50	100	45	-	-	6	-	-	40	-	20	98	55	36	29	-	1	
	-	-	***																	
212	6	1	1	7	-	2	82	1	-	-	10	-	2	23	26	13	22	-	16	
107	3	-	-	1	-	2	4	1	-	-	7	-	-	23	26	12	18	-	10	
50	50	-	-	14	-	100	5	100	-	-	70	-	-	100	100	92	82	-	63	
	4								Not Available											
	3								Not Available											
	75								Not Available											
	-								Not Available											
	-								Not Available											
	-								Not Available											
	-								Not Available											
	-								Not Available											
	-								Not Available											

		Grand Total	Total Part I	Mur/Non-neg.	Neg. Mansl.	Rape	Robbery	Aggr. assault	Burglary	Lar O \$50	Lar U \$50	Auto theft
STEARNS CO.	1971 O	4604	3209	1	5	3	9	6	504	718	1842	121
	C	1357	550	1	2	-	-	5	83	65	366	28
	%	29	17	100	40	-	-	83	16	9	20	23
	1970 O		2752	-	-	-	7	4	398	627	1583	133
	C		521	-	-	-	2	4	98	31	355	31
	%		19	-	-	-	29	100	25	5	22	23
SHERIFF MN0730000	1971 O	686	405	-	-	-	-	1	149	175	61	19
	C	376	104	-	-	-	-	1	57	36	5	5
	%	55	26	-	-	-	-	100	38	21	8	26
	1970 O		543	-	-	-	1	-	155	167	189	31
	C		169	-	-	-	1	-	56	16	91	5
	%		31	-	-	-	100	-	36	10	48	16
ST. CLOUD PD MN0730400	1971 O	3864	2773	1	5	3	9	5	349	532	1777	92
	C	952	439	1	2	-	-	4	25	28	360	19
	%	25	16	100	40	-	-	80	7	5	20	21
	1970 O		2196	-	-	-	5	4	242	456	1388	101
	C		352	-	-	-	1	4	42	15	264	26
	%		16	-	-	-	20	100	17	3	19	26
SAUK CENTER PD MN0730500	1971 O	**										
	C	**										
	%	**										
	1970 O	**										
	C	**										
	%	**										
WAITE PARK PD MN0730600	1971 O	54	31	-	-	-	-	-	6	11	4	10
	C	29	7	-	-	-	-	-	1	1	1	4
	%	54	23	-	-	-	-	-	17	9	25	40
	1970 O		13	-	-	-	1	-	1	4	6	1
	C		3	-	-	-	1	-	-	-	2	-
	%		23	-	-	-	100	-	-	-	33	-
STEELE CO.	1971 O	1044	384	-	-	2	-	-	65	159	133	25
	C	131	53	-	-	-	-	-	9	14	28	2
	%	13	14	-	-	-	-	-	14	9	21	8
	1970 O		350	-	-	3	1	-	102	94	130	20
	C		90	-	-	1	1	-	25	18	37	8
	%		26	-	-	33	100	-	25	19	28	40

* Prior Case

** Data not reported or incomplete

*** Not a contributor

+ Revealed July 1, 1971

		Grand Total	Total Part I	Mur/Non-neg.	Neg. Mansl.	Rape	Robbery	Aggr. assault	Burglary	Lar O \$50	Lar U \$50	Auto theft
SHERIFF MNO740000	1971 O C %	251 24 10	119 9 8	- - -	- - -	- - -	- - -	- - -	37 5 14	47 1 2	31 3 10	4 - -
	1970 O C %		124 19 15	- - -	- - -	1 - -	- - -	- - -	70 13 19	23 4 17	28 1 4	2 1 50
OWATONNA PD MNO740100	1971 O C %	793 107 13	265 44 17	- - -	- - -	2 - -	- - -	- - -	28 4 14	112 13 12	102 25 25	21 2 10
	1970 O C %		226 71 31	- - -	- - -	2 1 50	1 1 100	- - -	32 12 38	71 14 20	102 36 35	18 7 39
STEVENS CO	1971 O C %	554 171 31	186 21 11	- - -	- - -	- - -	- - -	- - -	60 7 12	81 2 2	38 6 16	7 6 86
	1970 O C %		141 12 9	- - -	- - -	- - -	- - -	- - -	36 1 3	54 2 4	46 6 13	5 3 60
SHERIFF MNO750000	1971 O C %	165 5 3	70 1 1	- - -	- - -	- - -	- - -	- - -	18 - -	37 1 3	15 - -	- - -
	1970 O C %		73 1 1	- - -	- - -	- - -	- - -	- - -	15 - -	36 - -	19 - -	3 1 33
MORRIS PD MNO750100	1971 O C %	389 166 43	116 20 17	- - -	- - -	- - -	- - -	- - -	42 7 17	44 1 2	23 6 26	7 6 86
	1970 O C %		68 11 16	- - -	- - -	- - -	- - -	- - -	21 1 5	18 2 11	27 6 22	2 2 100
SWIFT CO.	1971 O C %	348 155 45	168 29 17	- - -	- - -	- - -	- - -	1 1 100	52 6 12	65 6 9	47 14 30	3 2 67
	1970 O C %		152 20 13	- - -	- - -	- - -	- - -	- - -	65 7 11	36 2 6	47 10 21	4 1 25

* Prior Case

** Data not reported or incomplete

*** Not a contributor

+ Revealed July 1, 1971

Total Part II	Other assaults	Arson	Forgery/counter	Fraud	Embezzlement	Stolen property	Vandalism	Weapons	Prostitution	Other sex off.	Narcotic	Gambling	Family/child.	D.U.I.	Liquor laws	Drunkenness+	Disorderly	Vagrancy	Other	
132	-	-	4	4	10	2	44	2	-	2	3	-	-	1	7	2	10	-	41	
15	-	-	-	-	1	1	1	1	-	-	1	-	-	1	7	2	1	-	-	
11	-	-	-	-	10	50	2	50	-	-	33	-	-	100	100	100	-	-	-	
									Not Available											
528	-	-	1	6	1	1	200	4	-	6	3	-	-	4	21	30	82	-	169	
63	-	-	-	-	1	-	4	2	-	2	-	-	-	2	11	23	5	-	13	
12	-	-	-	-	100	-	2	50	-	33	-	-	-	50	52	77	6	-	8	
									Not Available											
368	2	-	3	93	-	36	94	-	-	3	4	-	5	8	43	2	30	7	38	
150	-	-	1	57	-	-	8	-	-	1	6*	-	3	8	44*	1	14	1	6	
41	-	-	33	61	-	-	9	-	-	33	150	-	60	100	102	50	47	14	16	
									Not Available											
95	-	-	-	-	-	36	50	-	-	1	-	-	-	-	1	-	-	6	1	
4	-	-	-	-	-	-	-	-	-	1	-	-	-	-	1	-	-	1	1	
4	-	-	-	-	-	-	-	-	-	100	-	-	-	-	100	-	-	17	100	
									Not Available											
273	2	-	3	93	-	-	44	-	-	2	4	-	5	8	42	2	30	1	37	
146	-	-	1	57	-	-	8	-	-	-	6*	-	3	8	43*	1	14	-	5	
53	-	-	33	61	-	-	18	-	-	-	150	-	60	100	102	50	47	-	14	
									Not Available											
180	-	1	5	49	-	-	47	-	-	-	4	-	-	23	19	12	12	-	8	
126	-	-	4	42	-	-	5	-	-	-	3	-	-	23	19	12	11	-	7	
70	-	-	80	86	-	-	11	-	-	-	75	-	-	100	100	100	92	-	88	
	1								Not Available											
	1																			
	100																			

		Grand Total	Total Part I	Mur/Non-neg.	Neg. Mansl.	Rape	Robbery	Aggr. assault	Burglary	Lar O \$50	Lar U \$50	Auto theft
SHERIFF MNO760000	1971 O	184	70	-	-	-	-	1	29	34	5	1
	C	108	9	-	-	-	-	1	5	3	-	-
	%	59	13	-	-	-	-	100	17	9	-	-
1970 O			52	-	-	-	-	-	13	25	13	1
	C		2	-	-	-	-	-	1	-	1	-
	%		4	-	-	-	-	-	8	-	8	-
BENSON PD MNO760200	1971 O	164	98	-	-	-	-	-	23	31	42	2
	C	47	20	-	-	-	-	-	1	3	14	2
	%	29	20	-	-	-	-	-	4	10	33	100
1970 O			100	-	-	-	-	-	52	11	34	3
	C		18	-	-	-	-	-	6	2	9	1
	%		18	-	-	-	-	-	12	18	26	33
TODD CO.	1971 O	270	185	-	-	-	-	3	93	43	33	13
	C	55	12	-	-	-	-	1	6	-	2	3
	%	20	7	-	-	-	-	33	6	-	6	23
1970 O			117	-	-	1	-	22	64	25	3	2
	C		28	-	-	1	-	22	5	-	-	-
	%		24	-	-	100	-	100	8	-	-	-
SHERIFF MNO770000	1971 O	224	158	-	-	-	-	2	80	40	25	11
	C	38	4	-	-	-	-	-	2	-	-	2
	%	17	3	-	-	-	-	-	3	-	-	18
1970 O			117	-	-	1	-	22	64	25	3	2
	C		28	-	-	1	-	22	5	-	-	-
	%		24	-	-	100	-	100	8	-	-	-
STAPLES PD MNO770200	1971 O	** 46	27	-	-	-	-	1	13	3	8	2
	C	17	9	-	-	-	-	1	4	-	2	1
	%	37	33	-	-	-	-	100	31	-	25	50
1970 O	**											
	C											
	%											
TRAVERSE CO SHERIFF MNO780000	1971 O	138	50	-	-	-	-	2	20	22	6	-
	C	88	13	-	-	-	-	2	4	6	1	-
	%	64	26	-	-	-	-	100	20	27	17	-
1970 O			35	-	-	-	-	1	9	20	4	1
	C		8	-	-	-	-	1	2	4	1	-
	%		23	-	-	-	-	100	22	20	25	-

* Prior Case

** Data not reported or incomplete

*** Not a contributor

+ Repealed July 1, 1971

Total Part II	Other assaults	Arson	Forgery/counter	Fraud	Embezzlement	Stolen property	Vandalism	Weapons	Prostitution	Other sex off.	Narcotic	Gambling	Family/child.	D.U.I.	Liquor laws	Drunkennes+	Disorderly	Vagrancy	Other
114	-	1	4	49	-	-	6	-	-	-	3	-	-	18	19	1	5	-	8
99	-	-	3	42	-	-	2	-	-	-	2	-	-	18	19	1	5	-	7
87	-	-	75	86	-	-	33	-	-	-	67	-	-	100	100	100	100	-	88
	-	-	-	-	-	-	-	-	-	-	-	-	-	-	-	-	-	-	-
	-	-	-	-	-	-	-	-	-	-	-	-	-	-	-	-	-	-	-
66	-	-	1	-	-	-	41	-	-	-	1	-	-	5	-	11	7	-	-
27	-	-	1	-	-	-	3	-	-	-	1	-	-	5	-	11	6	-	-
41	-	-	100	-	-	-	7	-	-	-	100	-	-	100	-	100	86	-	-
	1	-	-	-	-	-	-	-	-	-	-	-	-	-	-	-	-	-	-
	1	-	-	-	-	-	-	-	-	-	-	-	-	-	-	-	-	-	-
	100	-	-	-	-	-	-	-	-	-	-	-	-	-	-	-	-	-	-
	-	-	-	-	-	-	-	-	-	-	-	-	-	-	-	-	-	-	-
85	3	-	1	-	-	5	31	-	-	-	-	-	5	9	10	8	6	1	6
43	3	-	-	-	-	2	-	-	-	-	-	-	4	8	8	7	5	-	6
51	100	-	-	-	-	40	-	-	-	-	-	-	80	89	80	88	83	-	100
	8	-	-	-	-	-	-	-	-	-	-	-	-	-	-	-	-	-	-
	4	-	-	-	-	-	-	-	-	-	-	-	-	-	-	-	-	-	-
	50	-	-	-	-	-	-	-	-	-	-	-	-	-	-	-	-	-	-
	-	-	-	-	-	-	-	-	-	-	-	-	-	-	-	-	-	-	-
66	2	-	1	-	-	-	29	-	-	-	-	-	4	8	7	7	3	-	5
34	2	-	-	-	-	-	-	-	-	-	-	-	3	7	7	7	3	-	5
52	100	-	-	-	-	-	-	-	-	-	-	-	75	88	100	100	100	-	100
	8	-	-	-	-	-	-	-	-	-	-	-	-	-	-	-	-	-	-
	4	-	-	-	-	-	-	-	-	-	-	-	-	-	-	-	-	-	-
	50	-	-	-	-	-	-	-	-	-	-	-	-	-	-	-	-	-	-
	-	-	-	-	-	-	-	-	-	-	-	-	-	-	-	-	-	-	-
19	1	-	-	-	-	5	2	-	-	-	-	-	1	1	3	1	3	1	1
9	1	-	-	-	-	2	-	-	-	-	-	-	1	1	1	-	2	-	1
47	100	-	-	-	-	40	-	-	-	-	-	-	100	100	33	-	67	-	100
	-	-	-	-	-	-	-	-	-	-	-	-	-	-	-	-	-	-	-
	-	**	-	-	-	-	-	-	-	-	-	-	-	-	-	-	-	-	-
	-	-	-	-	-	-	-	-	-	-	-	-	-	-	-	-	-	-	-
88	-	-	1	14	-	-	8	-	-	2	6	-	1	9	25	7	2	-	13
75	-	-	-	10	-	-	1	-	-	1	6	-	1	9	25	7	2	-	13
85	-	-	-	71	-	-	13	-	-	50	100	-	100	100	100	100	100	-	100
	1	-	-	-	-	-	-	-	-	-	-	-	-	-	-	-	-	-	-
	-	-	-	-	-	-	-	-	-	-	-	-	-	-	-	-	-	-	-
	-	-	-	-	-	-	-	-	-	-	-	-	-	-	-	-	-	-	-

		Grand Total	Total Part I	Mur/Non-neg.	Neg. Mansl.	Rape	Robbery	Aggr. assault	Burglary	Lar O \$50	Lar U \$50	Auto theft
WABASHA CO.	1971 O	451	222	1	-	-	-	13	83	81	39	5
	C	122	26	1	-	-	-	10	6	5	4	-
	%	27	12	100	-	-	-	77	7	6	10	-
	1970 O		218	2	-	1	-	4	75	81	42	13
	C		36	2	-	-	-	3	15	7	6	3
	%		17	100	-	-	-	75	20	9	14	23
SHERIFF MNO790000	1971 O	279	140	1	-	-	-	3	61	54	18	3
	C	57	8	1	-	-	-	1	5	1	-	-
	%	20	6	100	-	-	-	33	8	2	-	-
	1970 O		138	1	-	1	-	-	48	57	25	6
	C		19	1	-	-	-	-	12	3	3	-
	%		14	100	-	-	-	-	25	5	12	-
LAKE CITY PD MNO790100	1971 O	82	58	-	-	-	-	5	17	21	14	1
	C	27	11	-	-	-	-	4	-	4	3	-
	%	33	19	-	-	-	-	80	-	19	21	-
	1970 O		47	1	-	-	-	2	15	17	10	2
	C		11	1	-	-	-	2	1	3	3	1
	%		23	100	-	-	-	100	7	18	30	50
WABASHA PD MNO790300	1971 O	90	24	-	-	-	-	5	5	6	7	1
	C	38	7	-	-	-	-	5	1	-	1	-
	%	42	29	-	-	-	-	100	20	-	14	-
	1970 O		33	-	-	-	-	2	12	7	7	5
	C		6	-	-	-	-	1	2	1	-	2
	%		18	-	-	-	-	50	17	14	-	40
WADENA CO.	1971 O	219	122	-	-	-	-	2	25	53	39	3
	C	88	12	-	-	-	-	2	4	1	5	-
	%	40	10	-	-	-	-	100	16	2	13	-
	1970 O		124	-	-	-	-	1	22	62	36	3
	C		16	-	-	-	-	1	1	7	4	3
	%		13	-	-	-	-	100	5	11	11	100
SHERIFF MNO800000	1971 O	75	48	-	-	-	-	2	18	19	8	1
	C	31	4	-	-	-	-	2	2	-	-	-
	%	41	8	-	-	-	-	100	11	-	-	-
	1970 O		31	-	-	-	-	1	6	19	2	3
	C		5	-	-	-	-	1	-	1	-	3
	%		16	-	-	-	-	100	-	5	-	100

* Prior Case

** Data not reported or incomplete

*** Not a contributor

+ Repealed July 1, 1971

Total Part II	Other assaults	Arson	Forgery/counter	Fraud	Embezzlement	Stolen property	Vandalism	Weapons	Prostitution	Other sex off.	Narcotic	Gambling	Family/child.	D.U.I.	Liquor laws	Drunkenness+	Disorderly	Vagrancy	Other
229	7	1	3	40	-	3	36	2	-	4	5	-	14	16	23	12	14	-	49
96	5	1	1	4	-	1	6	2	-	3	2	-	8	15	21	6	8	-	13
42	71	100	33	10	-	33	17	100	-	75	40	-	57	94	91	50	57	-	27
	2																		
	1																		
	50																		
	Not Available																		
139	4	1	2	40	-	-	7	-	-	2	3	-	4	11	17	10	5	-	33
49	2	1	1	4	-	-	-	-	-	2	1	-	3	11	15	4	2	-	3
35	50	100	50	10	-	-	-	-	-	100	33	-	75	100	88	40	40	-	9
	2																		
	1																		
	50																		
	Not Available																		
24	3	-	-	-	-	-	7	-	-	2	2	-	-	1	2	-	1	-	6
16	3	-	-	-	-	-	4	-	-	1	1	-	-	1	2	-	1	-	3
67	100	-	-	-	-	-	57	-	-	50	50	-	-	100	100	-	100	-	50
	Not Available																		
66	-	-	1	-	-	3	22	2	-	-	-	-	10	4	4	2	8	-	10
31	-	-	-	-	-	1	2	2	-	-	-	-	5	3	4	2	5	-	7
47	-	-	-	-	-	33	9	100	-	-	-	-	50	75	100	100	63	-	70
	Not Available																		
97	1	1	-	-	-	2	15	-	-	-	-	-	-	17	33	6	17	-	5
76	1	1	-	-	-	2	2	-	-	-	-	-	-	14	28	6	17	-	5
78	100	100	-	-	-	100	13	-	-	-	-	-	-	82	85	100	100	-	100
	Not Available																		
27	-	1	-	-	-	2	1	-	-	-	-	-	-	6	6	1	6	-	4
27	-	1	-	-	-	2	1	-	-	-	-	-	-	6	6	1	6	-	4
100	-	100	-	-	-	100	100	-	-	-	-	-	-	100	100	100	100	-	100
	Not Available																		

		Grand Total	Total Part I	Mur/Non-neg.	Neg. Mansl.	Rape	Robbery	Aggr. assault	Burglary	Lar O \$50	Lar U \$50	Auto theft
WADENA PD MN0800100	1971 O	144	74	-	-	-	-	-	7	34	31	2
	C	57	8	-	-	-	-	-	2	1	5	-
	%	40	11	-	-	-	-	-	29	3	16	-
1970 O			93	-	-	-	-	-	16	43	34	-
	C		11	-	-	-	-	-	1	6	4	-
	%		12	-	-	-	-	-	6	14	12	-
WASECA CO.	1971 O	**269	62	1	-	1	1	1	18	23	13	4
	C	146	22	1	-	1	-	1	8	2	6	3
	%	54	36	100	-	100	-	100	44	9	46	75
1970 O			54	-	-	-	2	-	18	21	11	2
	C		14	-	-	-	1	-	2	2	8	1
	%		26	-	-	-	50	-	11	10	73	50
SHERIFF MN0810000	1971 O	262	57	1	-	1	1	1	16	20	13	4
	C	146	22	1	-	1	-	1	8	2	6	3
	%	56	35	100	-	100	-	100	50	10	46	75
1970 O			32	-	-	-	2	-	10	10	9	1
	C		11	-	-	-	1	-	2	1	6	1
	%		34	-	-	-	50	-	20	10	67	100
WASECA PD MN0810300	1971 O	** 7	5	-	-	-	-	-	2	3	-	-
	C	-	-	-	-	-	-	-	-	-	-	-
	%	-	-	-	-	-	-	-	-	-	-	-
1970 O			22	-	-	-	-	-	8	11	2	1
	C		3	-	-	-	-	-	-	1	2	-
	%		14	-	-	-	-	-	-	9	100	-
WASHINGTON CO	1971 O	6281	2509	2	4	11	17	46	650	718	893	168
	C	1713	420	1	4	5	10	27	103	58	183	29
	%	27	17	50	100	45	59	59	16	8	20	17
1970 O			2063	2	-	3	11	11	518	612	751	150
	C		301	1	-	3	1	6	74	43	143	30
	%		15	50	-	100	9	55	14	7	19	20
SHERIFF MN0820000	1971 O	1145	678	-	4	3	8	4	292	216	108	43
	C	391	126	-	4	2	5	4	62	26	15	8
	%	34	18	-	100	67	63	100	21	12	14	19
1970 O			635	1	-	2	5	3	270	223	96	35
	C		76	-	-	2	1	3	33	16	14	7
	%		12	-	-	100	20	100	12	7	15	20

* Prior Case

** Data not reported or incomplete

*** Not a contributor

+ Repealed July 1, 1971

Total Part II	Other assaults	Arson	Forgery/counter	Fraud	Embezzlement	Stolen property	Vandalism	Weapons	Prostitution	Other sex off.	Narcotic	Gambling	Family/child.	D.U.I.	Liquor laws	Drunkenness+	Disorderly	Vagrancy	Other
70	1	-	-	-	-	-	14	-	-	-	-	-	-	11	27	5	11	-	1
49	1	-	-	-	-	-	1	-	-	-	-	-	-	8	22	5	11	-	1
70	100	-	-	-	-	-	7	-	-	-	-	-	-	73	81	100	100	-	100
-	-	-	-	-	-	-	-	-	-	-	-	-	-	-	-	-	-	-	-
Not Available																			
207	2	-	1	24	1	1	55	-	-	1	4	-	3	23	34	2	38	-	18
124	2	-	1	20	1	1	4	-	-	-	4	-	3	22	20	2	28	-	16
60	100	-	100	83	100	100	7	-	-	-	100	-	100	96	59	100	74	-	89
-	6	-	-	-	-	-	-	-	-	-	-	-	-	-	-	-	-	-	-
6	6	-	-	-	-	-	-	-	-	-	-	-	-	-	-	-	-	-	-
100	100	-	-	-	-	-	-	-	-	-	-	-	-	-	-	-	-	-	-
Not Available																			
205	2	-	1	24	1	1	55	-	-	1	4	-	3	22	33	2	38	-	18
124	2	-	1	20	1	1	4	-	-	-	4	-	3	22	20	2	28	-	16
60	100	-	100	83	100	100	7	-	-	-	100	-	100	100	61	100	74	-	89
-	2	-	-	-	-	-	-	-	-	-	-	-	-	-	-	-	-	-	-
2	2	-	-	-	-	-	-	-	-	-	-	-	-	-	-	-	-	-	-
-	-	-	-	-	-	-	-	-	-	-	-	-	-	-	-	-	-	-	-
-	-	-	-	-	-	-	-	-	-	-	-	-	-	-	-	-	-	-	-
Not Available																			
4	4	-	-	-	-	-	-	-	-	-	-	-	-	-	-	-	-	-	-
4	4	-	-	-	-	-	-	-	-	-	-	-	-	-	-	-	-	-	-
100	100	-	-	-	-	-	-	-	-	-	-	-	-	-	-	-	-	-	-
Not Available																			
3772	129	24	26	54	-	16	1144	28	-	32	101	4	17	177	157	62	297	9	1495
1293	114	2	7	30	-	12	133	10	-	12	63	-	14	172	127	49	104	9	435
34	88	3	27	56	-	75	12	36	-	38	62	-	82	97	81	79	35	100	29
-	68	-	-	-	-	-	-	-	-	-	-	-	-	-	-	-	-	-	-
68	52	-	-	-	-	-	-	-	-	-	-	-	-	-	-	-	-	-	-
76	76	-	-	-	-	-	-	-	-	-	-	-	-	-	-	-	-	-	-
Not Available																			
467	13	4	7	5	-	9	198	6	-	8	29	-	1	7	25	21	21	-	113
265	11	1	4	3	-	8	45	2	-	6	24	-	1	7	24	20	21	-	88
57	85	25	57	60	-	89	23	33	-	75	83	-	100	100	96	95	100	-	78
-	15	-	-	-	-	-	-	-	-	-	-	-	-	-	-	-	-	-	-
15	13	-	-	-	-	-	-	-	-	-	-	-	-	-	-	-	-	-	-
87	87	-	-	-	-	-	-	-	-	-	-	-	-	-	-	-	-	-	-
Not Available																			

		Grand Total	Total Part I	Mur/Non-neg.	Neg. Mansl.	Rape	Robbery	Aggr. assault	Burglary	Lar O \$50	Lar U \$50	Auto theft
BAYPORT PD MNO820100	1971 O	40	14	-	-	-	-	-	6	4	1	3
	C	21	2	-	-	-	-	-	2	-	-	-
	%	53	14	-	-	-	-	-	33	-	-	-
1970 O			21	-	-	-	-	-	13	1	-	7
	C		3	-	-	-	-	-	3	-	-	-
	%		14	-	-	-	-	-	23	-	-	-
COTTAGE GROVE PD MNO820700	1971 O	1936	559	-	-	1	1	3	42	136	360	16
	C	513	134	-	-	-	-	3	8	7	113	3
	%	26	24	-	-	-	-	100	19	5	31	19
1970 O			547	-	-	-	1	2	62	87	369	26
	C		122	-	-	-	-	1	16	4	97	4
	%		22	-	-	-	-	50	26	5	26	15
FOREST LAKE PD MNO820200	1971 O	119	78	-	-	-	1	2	22	31	16	6
	C	59	22	-	-	-	1	2	2	4	10	3
	%	50	28	-	-	-	100	100	9	13	63	50
1970 O			66	-	-	-	-	1	18	31	5	11
	C		20	-	-	-	-	1	2	10	1	6
	%		30	-	-	-	-	100	11	32	20	55
LAKE ELMO PD MNO821000	1971 O	209	105	-	-	2	-	-	36	34	23	10
	C	82	17	-	-	2	-	-	5	5	3	2
	%	39	16	-	-	100	-	-	14	15	13	20
1970 O	***											
MAHTOMEDI PD MNO820300	1971 O	167	78	-	-	-	-	2	9	17	50	-
	C	66	30	-	-	-	-	1	2	7	20	-
	%	40	38	-	-	-	-	50	22	41	40	-
1970 O			60	-	-	1	-	-	4	29	24	2
	C		3	-	-	1	-	-	-	-	2	-
	%		5	-	-	100	-	-	-	-	8	-
NEWPORT PD MNO820300	1971 O	430	126	-	-	1	1	4	25	38	43	14
	C	120	7	-	-	-	1	-	-	2	3	1
	%	28	6	-	-	-	100	-	-	5	7	7
1970 O			106	-	-	-	-	1	21	28	44	12
	C		19	-	-	-	-	1	2	2	11	3
	%		18	-	-	-	-	100	10	7	25	25

* Prior Case

** Data not reported or incomplete

*** Not a contributor

+ Repealed July 1, 1971

Total Part II	Other assaults	Arson	Forgery/counter	Fraud	Embezzlement	Stolen property	Vandalism	Weapons	Prostitution	Other sex off.	Narcotic	Gambling	Family/child.	D.U.I.	Liquor laws	Drunkenness+	Disorderly	Vagrancy	Other	
26	-	-	2	-	-	-	5	-	-	-	-	-	-	2	6	3	1	2	5	
19	-	-	1	-	-	-	1	-	-	-	-	-	-	2	6	3	1	2	3	
73	-	-	50	-	-	-	20	-	-	-	-	-	-	100	100	100	100	100	60	
	-	-							Not Available											
1377	62	15	1	39	-	-	371	-	-	10	7	2	5	22	4	1	110	3	725	
379	61	-	-	21	-	-	27	-	-	2	6	-	5	22	3	1	20	3	208	
28	98	-	-	54	-	-	7	-	-	20	86	-	100	100	75	100	18	100	29	
	43								Not Available											
	36								Not Available											
	84								Not Available											
41	1	-	-	4	-	2	-	2	-	-	-	-	1	4	16	-	3	1	7	
37	1	-	-	4	-	2	-	2	-	-	-	-	-	4	16	-	2	1	5	
90	100	-	-	100	-	100	-	100	-	-	-	-	-	100	100	-	67	100	71	
	1								Not Available											
	1								Not Available											
	100								Not Available											
104	4	-	1	-	-	4	38	4	-	-	8	-	3	-	8	4	3	-	27	
65	4	-	-	-	-	2	14	2	-	-	8	-	3	-	8	4	2	-	18	
63	100	-	-	-	-	50	37	50	-	-	100	-	100	-	100	100	67	-	67	
	-	***							Not Available											
	-								Not Available											
	89	10	-	-	-	1	52	-	-	-	3	-	-	8	4	2	7	-	2	
36	10	-	-	-	-	-	7	-	-	-	1	-	-	8	3	2	5	-	-	
40	100	-	-	-	-	-	13	-	-	-	33	-	-	100	75	100	71	-	-	
	1								Not Available											
	-								Not Available											
	-								Not Available											
304	3	2	10	3	-	-	90	2	-	3	8	1	2	46	14	4	23	1	92	
113	3	-	1	-	-	-	9	1	-	2	4	-	2	42	8	4	15	1	21	
37	100	-	10	-	-	-	10	50	-	67	50	-	100	91	57	100	65	100	23	
	2								Not Available											
	1								Not Available											
	50								Not Available											

		Grand Total	Total Part I	Mur/Non-neg.	Neg. Mansl.	Rape	Robbery	Aggr. assault	Burglary	Lar O \$50	Lar U \$50	Auto theft
OAKDALE PD MN0820800	1971 O	463	246	-	-	2	-	21	63	68	59	33
	C	76	12	-	-	-	-	9	-	-	-	3
	%	16	5	-	-	-	-	43	-	-	-	9
	1970 O		147	-	-	-	2	2	56	47	24	16
	C		7	-	-	-	-	-	4	1	-	2
	%		5	-	-	-	-	-	7	2	-	13
ST. PAUL PK. PD MN0820500	1971 O	662	248	1	-	-	1	6	51	68	106	15
	C	195	23	-	-	-	1	6	8	3	4	1
	%	29	9	-	-	-	100	100	16	4	4	7
	1970 O		227	1	-	-	1	2	19	73	109	22
	C		7	1	-	-	-	-	2	-	2	2
	%		3	100	-	-	-	-	11	-	2	9
STILLWATER PD MN0820600	1971 O	394	191	-	-	-	-	1	50	43	79	18
	C	145	31	-	-	-	-	1	11	3	10	6
	%	37	16	-	-	-	-	100	22	7	13	33
	1970 O		148	-	-	-	-	-	17	68	53	10
	C		37	-	-	-	-	-	7	10	16	4
	%		25	-	-	-	-	-	41	15	30	40
WOODBURY PD MN0821100	1971 O	716	186	1	-	2	5	3	54	63	48	10
	C	45	16	1	-	1	2	1	3	1	5	2
	%	6	9	100	-	50	40	33	6	2	10	20
	1970 O		106	-	-	-	2	-	38	30	27	9
	C		7	-	-	-	-	-	5	-	-	2
	%		7	-	-	-	-	-	13	-	-	22
WATONWAN CO.	1971 O	336	103	-	-	-	2	-	18	51	27	5
	C	189	10	-	-	-	2	-	1	-	3	4
	%	56	10	-	-	-	100	-	6	-	11	80
	1970 O		97	-	-	-	-	1	19	42	29	6
	C		14	-	-	-	-	1	2	5	3	3
	%		14	-	-	-	-	100	11	12	10	50
SHERIFF MN0830000	1971 O	190	74	-	-	-	1	-	13	43	15	2
	C	71	3	-	-	-	1	-	1	-	-	1
	%	37	4	-	-	-	100	-	8	-	-	50
	1970 O		65	-	-	-	-	-	15	34	10	6
	C		8	-	-	-	-	-	2	3	-	3
	%		12	-	-	-	-	-	13	9	-	50

* Prior Case

** Not reported or incompleated

*** Not a contributor

+ Repealed July 1, 1971

Total Part II	Other assaults	Arson	Forgery/counter.	Fraud	Embezzlement	Stolen property	Vandalism	Weapons	Prostitution	Other sex off.	Narcotic	Gambling	Family/child.	D.U.I.	Liquor laws	Drunkenness+	Disorderly	Vagrancy	Other	
217	9	-	-	1	-	-	104	-	-	2	10	1	-	24	31	12	9	-	14	
64	2	-	-	-	-	-	-	-	-	-	-	-	-	24	18	2	4	-	14	
29	22	-	-	-	-	-	-	-	-	-	-	-	-	100	58	17	44	-	100	
	5																			
	-																			
414	24	1	2	2	-	-	112	1	-	7	6	-	1	46	12	-	26	-	174	
172	21	-	1	2	-	-	7	1	-	1	3	-	1	46	11	-	17	-	61	
42	88	-	50	100	-	-	6	100	-	14	50	-	100	100	92	-	65	-	35	
	1																			
	1																			
	100																			
203	1	1	1	-	-	-	105	2	-	-	22	-	2	16	28	13	9	2	1	
114	1	-	-	-	-	-	23	2	-	-	17	-	2	16	28	13	9	2	1	
56	100	-	-	-	-	-	22	100	-	-	77	-	100	100	100	100	100	100	100	
530	2	1	2	-	-	-	69	11	-	2	8	-	2	2	9	2	85	-	335	
29	-	1	-	-	-	-	-	-	-	1	-	-	-	1	2	-	8	-	16	
5	-	100	-	-	-	-	-	-	-	50	-	-	-	50	22	-	9	-	5	
233	1	-	-	-	-	4	7	-	-	1	-	-	-	2	57	6	8	-	147	
179	-	-	-	-	-	1	-	-	-	1	-	-	-	2	51	6	8	-	110	
77	-	-	-	-	-	25	-	-	-	100	-	-	-	100	89	100	100	-	75	
116	1	-	-	-	-	4	7	-	-	1	-	-	-	-	-	-	4	-	99	
68	-	-	-	-	-	1	-	-	-	1	-	-	-	-	-	-	4	-	62	
59	-	-	-	-	-	25	-	-	-	100	-	-	-	-	-	-	100	-	63	

		Grand Total	Total Part I	Mur/Non-neg.	Neg. Mansl.	Rape	Robbery	Aggr. assault	Burglary	Lar O \$50	Lar U \$50	Auto theft
ST. JAMES PD MN0830200	1971 O	146	29	-	-	-	1	-	5	8	12	3
	C	118	7	-	-	-	1	-	-	-	3	3
	%	81	24	-	-	-	100	-	-	-	25	100
1970 O	C		32	-	-	-	-	1	4	8	19	-
	%		6	-	-	-	-	1	-	2	3	-
			19	-	-	-	-	100	-	25	16	-
WILKIN CO.	1971 O	291	119	-	-	-	-	1	19	51	40	8
	C	138	9	-	-	-	-	-	1	-	2	6
	%	47	8	-	-	-	-	-	5	-	5	75
1970 O	C		123	-	-	-	-	-	28	63	28	4
	%		14	-	-	-	-	-	6	3	4	1
			11	-	-	-	-	-	21	5	14	25
SHERIFF MN0840000	1971 O	111	55	-	-	-	-	1	18	22	9	5
	C	46	5	-	-	-	-	-	1	-	1	3
	%	41	9	-	-	-	-	-	6	-	11	60
1970 O	C		49	-	-	-	-	-	19	21	7	2
	%		13	-	-	-	-	-	6	2	4	1
			27	-	-	-	-	-	32	10	57	50
BRECKENRIDGE PD MN0840100	1971 O	180	64	-	-	-	-	-	1	29	31	3
	C	92	4	-	-	-	-	-	-	-	1	3
	%	51	6	-	-	-	-	-	-	-	3	100
1970 O	C		74	-	-	-	-	-	9	42	21	2
	%		1	-	-	-	-	-	-	1	-	-
			1	-	-	-	-	-	-	2	-	-
WINONA CO.	1971 O	1784	952	-	-	3	6	19	161	306	426	31
	C	490	185	-	-	3	5	8	36	19	107	7
	%	27	19	-	-	100	83	42	22	6	25	23
1970 O	C		988	-	-	2	7	6	162	304	444	63
	%		204	-	-	2	5	3	16	25	138	15
			21	-	-	100	71	50	10	8	31	24
SHERIFF MN0850000	1971 O	103	90	-	-	-	-	1	17	45	26	1
	C	18	5	-	-	-	-	1	2	2	-	-
	%	17	6	-	-	-	-	100	12	4	-	-
1970 O	C		88	-	-	-	2	-	22	34	26	4
	%		9	-	-	-	1	-	3	3	1	1
			10	-	-	-	50	-	14	9	4	25

* Prior Case

** Not reported or incomplete

*** Not a contributor

+ Repealed July 1, 1971

Total Part II	Other assaults	Arson	Forgery/counter	Fraud	Embezzlement	Stolen property	Vandalism	Weapons	Prostitution	Other sex off.	Narcotic	Gambling	Family/child.	D.U.I.	Liquor laws	Drunkennes+	Disorderly	Vagrancy	Other
117	-	-	-	-	-	-	-	-	-	-	-	-	-	2	57	6	4	-	48
111	-	-	-	-	-	-	-	-	-	-	-	-	-	2	51	6	4	-	48
95	-	-	-	-	-	-	-	-	-	-	-	-	-	100	89	100	100	-	100
-	-	-	-	-	-	-	-	-	-	-	-	-	-	-	-	-	-	-	-
-	-	-	-	-	-	-	-	-	-	-	-	-	-	-	-	-	-	-	-
172	5	-	1	11	-	6	18	-	-	-	1	-	-	33	53	16	8	3	17
129	5	-	-	9	-	-	4	-	-	-	1	-	-	28	44	14	6	2	16
75	100	-	-	82	-	-	22	-	-	-	100	-	-	85	83	88	74	67	94
-	1	-	-	-	-	-	-	-	-	-	-	-	-	-	-	-	-	-	-
-	-	-	-	-	-	-	-	-	-	-	-	-	-	-	-	-	-	-	-
56	5	-	1	11	-	-	11	-	-	-	1	-	-	3	20	-	2	-	2
41	5	-	-	9	-	-	-	-	-	-	1	-	-	3	20	-	2	-	1
73	100	-	-	82	-	-	-	-	-	-	100	-	-	100	100	-	100	-	50
-	-	-	-	-	-	-	-	-	-	-	-	-	-	-	-	-	-	-	-
-	-	-	-	-	-	-	-	-	-	-	-	-	-	-	-	-	-	-	-
116	-	-	-	-	-	6	7	-	-	-	-	-	-	30	33	16	6	3	15
88	-	-	-	-	-	-	4	-	-	-	-	-	-	25	24	14	4	2	15
76	-	-	-	-	-	-	57	-	-	-	-	-	-	83	73	88	67	67	100
-	-	-	-	-	-	-	-	-	-	-	-	-	-	-	-	-	-	-	-
-	-	-	-	-	-	-	-	-	-	-	-	-	-	-	-	-	-	-	-
832	69	4	22	23	-	-	286	-	-	19	18	-	13	8	49	92	26	-	203
305	39	3	10	2	-	-	44	-	-	-	9	-	5	8	17	79	18	-	71
37	57	75	45	9	-	-	15	-	-	-	50	-	38	100	35	86	69	-	35
-	77	-	-	-	-	-	-	-	-	-	-	-	-	-	-	-	-	-	-
-	20	-	-	-	-	-	-	-	-	-	-	-	-	-	-	-	-	-	-
-	26	-	-	-	-	-	-	-	-	-	-	-	-	-	-	-	-	-	-
13	2	-	-	-	-	-	-	-	-	-	-	-	3	2	2	2	2	-	-
13	2	-	-	-	-	-	-	-	-	-	-	-	3	2	2	2	2	-	-
100	100	-	-	-	-	-	-	-	-	-	-	-	100	100	100	100	100	-	-
-	-	-	-	-	-	-	-	-	-	-	-	-	-	-	-	-	-	-	-
-	-	-	-	-	-	-	-	-	-	-	-	-	-	-	-	-	-	-	-

		Grand Total	Total Part I	Mur/Non-neg.	Neg. Mansl.	Rape	Robbery	Aggr. assault	Burglary	Lar O \$50	Lar U \$50	Auto theft
WINONA PD MNO850200	1971 O	1681	862	-	-	3	6	18	144	261	400	30
	C	472	180	-	-	3	5	7	34	17	107	7
	%	28	21	-	-	100	83	39	24	7	27	23
1970 O	C		900	-	-	2	5	6	140	270	418	59
	%		195	-	-	2	4	3	13	22	137	14
			22	-	-	100	80	50	9	8	33	24
WRIGHT CO.	**1971 O	1628	648	-	-	14	-	18	257	210	132	17
	C	854	191	-	-	11	-	14	72	52	28	14
	%	52	30	-	-	79	-	78	28	25	21	82
1970 O	C		675	-	-	1	1	5	251	241	146	30
	%		195	-	-	-	-	5	90	41	33	26
			29	-	-	-	-	100	36	17	23	87
SHERIFF MNO860000	1971 O	1610	641	-	-	14	-	18	256	267	129	17
	C	844	190	-	-	11	-	14	72	52	27	14
	%	52	30	-	-	79	-	78	28	25	21	82
1970 O	C		619	-	-	1	1	2	240	228	120	27
	%		178	-	-	-	-	2	90	39	23	24
			29	-	-	-	-	100	38	17	19	89
BUFFALO PD MNO860100	1971 O	** 18	7	-	-	-	-	-	1	3	3	-
	C	10	1	-	-	-	-	-	-	-	1	-
	%	56	14	-	-	-	-	-	-	-	33	-
1970 O	C		56	-	-	-	-	3	11	13	26	3
	%		17	-	-	-	-	3	-	2	10	2
			30	-	-	-	-	100	-	15	38	67
YELLOW MED.CO	1971 O	**155	53	-	-	1	-	-	16	25	8	3
	C	106	4	-	-	1	-	-	-	1	1	1
	%	68	8	-	-	100	-	-	-	4	13	33
1970 O	C		51	-	-	-	-	-	28	14	4	5
	%		7	-	-	-	-	-	2	2	1	2
			14	-	-	-	-	-	7	14	25	40
SHERIFF MNO870000	1971 O	147	50	-	-	1	-	-	16	23	7	3
	C	100	3	-	-	1	-	-	-	-	1	1
	%	68	6	-	-	100	-	-	-	-	14	33
1970 O	C		51	-	-	-	-	-	28	14	4	5
	%		7	-	-	-	-	-	2	2	1	2
			14	-	-	-	-	-	7	14	25	40

* Prior Case

** Not reported or incomplete

*** Not a contributor

+ Repealed July 1, 1971

Total Part II	Other assaults	Arson	Forgery/counter	Fraud	Embezzlement	Stolen property	Vandalism	Weapons	Prostitution	Other sex off.	Narcotic	Gambling	Family/child.	D.U.I.	Liquor laws	Drunkennes+	Disorderly	Vagrancy	Other
819	67	4	22	23	-	-	286	-	-	19	18	-	10	6	47	90	24	-	203
292	37	3	10	2	-	-	44	-	-	-	9	-	2	6	15	77	16	-	71
36	55	75	45	9	-	-	15	-	-	-	50	-	20	100	32	86	67	-	35
	77																		
	20																		
	26																		
	Not Available																		
980	21	8	20	2	-	13	213	-	-	11	36	-	60	79	146	16	62	-	293
663	20	-	5	1	-	14*	23	-	-	-	32	-	31	78	132	15	45	-	267
68	95	-	25	50	-	108	11	-	-	-	89	-	52	99	90	94	73	-	91
	27																		
	25																		
	93																		
	Not Available																		
969	21	8	20	2	-	13	207	-	-	11	36	-	60	76	144	16	62	-	293
654	20	-	5	1	-	14*	19	-	-	-	32	-	31	75	130	15	45	-	267
67	95	-	25	50	-	108	9	-	-	-	89	-	52	99	90	94	73	-	91
	27																		
	25																		
	93																		
	Not Available																		
11	-	-	-	-	-	-	6	-	-	-	-	-	-	3	2	-	-	-	-
9	-	-	-	-	-	-	4	-	-	-	-	-	-	3	2	-	-	-	-
82	-	-	-	-	-	-	67	-	-	-	-	-	-	100	100	-	-	-	-
	-																		
	-																		
	-																		
	Not Available																		
102	-	-	3	32	1	-	7	-	-	-	1	-	4	15	4	4	4	-	27
102	-	-	3	32	1	-	7	-	-	-	1	-	4	15	4	4	4	-	27
100	-	-	100	100	100	-	100	-	-	-	100	-	100	100	100	100	100	-	100
	-																		
	-																		
	-																		
	Not Available																		
97	-	-	3	32	1	-	5	-	-	-	1	-	4	15	4	1	4	-	27
97	-	-	3	32	1	-	5	-	-	-	1	-	4	15	4	1	4	-	27
100	-	-	100	100	100	-	100	-	-	-	100	-	100	100	100	100	100	-	100
	-																		
	-																		
	-																		
	Not Available																		

		Grand Total	Total Part I	Mur/Non-neg.	Neg. Mansl.	Rape	Robbery	Aggr. assault	Burglary	Lar 0 \$50	Lar U \$50	Auto theft
GRANITE FALLS PD1971 MN0870200	0 C %	** 8 6 75	3 1 33	- - -	- - -	- - -	- - -	- - -	- - -	2 1 50	1 - -	- - -
1970	0 C %	**										

* Prior Case
 ** Data not reported or incomplete
 *** Not a contributor
 + Repealed July 1, 1971

	Total Part II	
	5 100	
	1 1 1	Other assaults
**	1 1 1	Arson
	1 1 1	Forgery/counter.
	1 1 1	Fraud
	1 1 1	Embezzlement
	1 1 1	Stolen property
	2 100	Vandalism
Not Available	1 1 1	Weapons
	1 1 1	Prostitution
	1 1 1	Other sex off.
	1 1 1	Narcotic
	1 1 1	Gambling
	1 1 1	Family/child.
	1 1 1	D.U.I.
	1 1 1	Liquor laws
	3 100	Drunkenness+
	1 1 1	Disorderly
	1 1 1	Vagrancy
	1 1 1	Other

SUMMARY AND CRITIQUE

SUMMARY AND CRITIQUE

Some law enforcement agencies failed to report their criminal data for the years of 1971 and 1970. Other agencies provided only sporadic returns of information thus rendering the overall report incomplete. The disappointing tenant of providing other than 100 percent participation by contributing agencies hinders the creation and presentation of any report on criminal statistics. However, the accuracy in the practical application of the criminal totals is only slightly affected because those agencies failing to comply were in the lesser populated groups.

A consolation in the reporting problem is the decending number of delinquent contributing agencies with each successive year. In 1970, there were 10 out of a possible 241 agencies not reporting uniform crime reporting data. In 1971, the count of delinquent non-contributors fell to only three, while the total number of contributing agencies rose to 246.

Counties having the largest number of contributors in 1971 were Hennepin with 27, Ramsey with 14, St. Louis and Dakota with 12 and Washington with 11. Bureau of Criminal Apprehension crime data is automatically included in the statistics of each applicable county or municipality.

The overall success of criminal data information collection depends, to a large extent, on a willing cooperation, a coordinating effort and a maximum participation by the responsible agencies. The Bureau of Criminal Apprehension through Minnesota State Statutes 299C.05 and 299C.18 (1969) has been delegated the authority to collect, compile and interpret this data for purposes of "the study of crime and the administration of justice." (6) This report inaugerates an expansion of information that has been tabulated by the Bureau as a service to those contributing agencies. It is believed that meaningfully presented data will assist the analysis of specific problem areas for those agencies and/or individuals so concerned.

Participation by contributors cannot be overstressed. New contributors are added as warranted under jurisdictional boundaries established by the Uniform Crime Reporting System. Old contributors are improving on their methods and accuracy of reporting critical data. However, there still remain a few agencies who are not consistent in their reporting and others who; due to non-cognizance, complacency, or total neglect, fail to reply with the reporting requirement.

In retrospect, the collection of criminal data is an ever increasing must for refinement of the total operations of the criminal justice system. Its use will hopefully assist the criminal justice agencies major goals of the security, safety and welfare of the general public.

(6) Minnesota State Statute 299C.05, 1969 1927 C.224 S.3; 1935 C.197
S.2; 1939 C.441 S.41 (9959-7)

GLOSSARY

GLOSSARY OF TERMS

ADULT - For Minnesota Uniform Crime Reports purposes, a persons age 18 or above.

ARREST RATE - The number of arrests reported for Part I and Part II offenses for each unit of population, generally per 100,000. Arrest rates are computed in the same manner as crime rates.

CLEARED BY ARREST - For crime reporting purposes, an offense is cleared by arrest or solved when at least one person is (1) arrests, (2) charged with the commission of the offense and (3) turned over to court for prosecution.

COUNTY - Subdivisions of a state, each with its own government, including sheriff's department.

CRIME FACTORS - Conditions which affect the amount and type of crime that occurs in a geographical area (see page for list of Crime Factors).

CRIME INDEX - The sum total of seven major offenses used to measure the extent, fluctuation and distribution of crime in a given geographical area. Crime classifications used in the index are: Murder, Forcible Rape, Robbery, Aggravated Assault, Breaking and Entering, Larceny \$50 and Over and Auto Theft. Each of these offenses is referred to as an "Index Offense."

CRIME RATE - The number of index offenses reported for each unit of population, generally per 100,000 persons. Crime rates are computed for communities with varying populations by dividing the number of Index Crimes by the population and multiplying the answer by 100,000. (Example: 500 Index Offenses divided by 10,000 population x 100,000 = 5,000 Crime Rate.)

EXCEPTIONAL CLEARANCE - A crime solution or clearance recorded when some element beyond law enforcement control precludes the placing of formal charges against an offender. (See pages 7 - 8 for a listing of examples of exceptional clearances)

JUVENILE - For Minnesota Uniform Crime Reports purposes, a person under the age of 18.

MUNICIPALITY - City or town that has its own government, including police dept.

PART I OFFENSES - The first of two main categories of crime classes composing a universal crime classification system established for crime reporting purposes. Part I offenses are by their nature more serious and occur most frequently. The monthly tabulation of Part I offenses provides a count of "offenses known." (See pages 17 - 19 for a listing of these offenses)

PART II OFFENSES - The second of two main categories of crime classes composing a universal crime classification system established for crime reporting purposes. Part II offenses are generally less serious in nature and likely to occur less frequently. Monthly tabulations of Part II offenses are limited to arrest information only. (See pages 19 - 21 for a list of these offenses.)

PROPERTY CRIME - Consist of the Index Offenses of breaking and entering, Larceny \$50 and over and auto theft.

VIOLENT CRIME - Consist of the Index Offenses of murder, forcible rape, robbery and aggravated assault.