

Minnesota Deer Hunters' Opinions and Attitudes Toward Deer Management

Responsive Management

**Presented to the Minnesota Department of Natural Resources
January 29, 2002**


Minnesota Deer Hunters' Opinions and Attitudes Toward Deer Management

January 29, 2002

Responsive Management

Mark Damian Duda, Executive Director
Peter E. De Michele, Ph.D., Director of Research
Steven J. Bissell, Ph.D., Qualitative Research Analyst
Ping Wang, Ph.D., Quantitative Research Consultant
James B. Herrick, Ph.D., Quantitative Research Consultant
Alison J. Lanier, Business Manager
William Testerman, Survey Center Manager
Carol A. Zurawski, Research Associate
Martin Jones, Report Writer
Jennifer Dehoff, Research Associate

130 Franklin Street, P.O. Box 389
Harrisonburg, VA 22801
Phone: 540/432-1888 Fax: 540/432-1892
E-mail: mdduda@rica.net
www.responsivemanagement.com



EXECUTIVE SUMMARY

This study was conducted for the Minnesota Department of Natural Resources (DNR) to assess the opinions and attitudes of resident hunting license holders toward issues pertaining to deer management in Minnesota. The study entailed a telephone survey administered between October 18 and November 28, 2001, using a questionnaire developed cooperatively by Responsive Management (RM) and the DNR. The data were collected using Questionnaire Programming Language 4.1 (QPL 4.1), which is computer software specifically for telephone survey data collection. The response rate was 61.66%.

Two separate analyses were conducted on the data obtained from the survey. The first analysis examined statewide results on the total number of surveys with weighting factors. Data were weighted in the first analysis because the values being examined were intended to represent the entire state. The second analysis was conducted without using weighting factors based on the type of license the respondent held. Because the one analysis used weighting factors and the other did not, comparison of the statewide results with individual license type results would be inappropriate. Throughout this report, findings are reported at a 95% confidence interval. For the entire sample of Minnesota hunters, the sampling error is at most plus or minus 3.24 percentage points.

Statewide Analysis

The typical deer hunter is male and from a rural area or a small town/small city. Most have completed high school, with roughly half having attended some college. All income levels are represented.

The survey found that hunters did not have widespread knowledge of the DNR's deer management program. Nonetheless, deer hunters gave mostly positive ratings of the DNR's deer management program, including the clarity of the regulations.

Regarding hunters' experiences and practices, the survey found that a majority of hunters harvested a deer and were satisfied with their deer hunting experiences in 2000. The typical firearms hunter spent approximately 3-6 days in the field, with the typical archer spending considerably more time hunting. Hunters typically hunted on private land. The typical respondent hunted with a group, used a tree stand at least some of the time, and did not use an ATV. Most hunted for the sport and to be with friends and family.

Most hunters felt that there were enough deer in general, including big bucks and antlerless deer, although they were somewhat split regarding whether there were enough adult bucks in the area in which they hunted most often. Also, most hunters thought there were more or the same amount of deer as there were 10 years previous. A slight majority of hunters thought the amount of deer should remain the same. Most were also satisfied with the quality of deer, and few thought that the field was too crowded with hunters.

For most hunters, the choice of hunting location was influenced by its proximity to home, although familiarity with the hunt location was the strongest factor. Not surprisingly, the number of deer in the location was also a consideration.

The survey found that most hunters were not familiar with Quality Deer Management (QDM), with quite an array of beliefs of what QDM is and what constitutes a quality deer. Opinions differed substantially regarding where QDM should be applied. Regarding specific deer management strategies, the survey found that hunters were often fairly evenly split, with few "fence sitters." One strategy about which there was fairly good consensus was the question regarding eliminating party hunting: a clear majority opposed doing so.

Most hunters rated public access as good or excellent, but had less favorable ratings for private land access. However, a strong majority were not in favor of a fee for private land access.

The survey found that hunters were split on their opinions regarding whether hunters using permanent tree stands exert more control over an area than those not using permanent tree stands. They were also split on whether hunters should be allowed to use permanent tree stands on

public lands, although a majority were amenable to requiring that only portable tree stands be allowed.

Most hunters were satisfied with season length, start date, and the number of hunters in the field during the season. Proposed changes to various seasons either met with substantial opposition or had fairly even splits between support and opposition. The proposal to eliminate or change party hunting met with much opposition, and the various proposals to change bag limits were mostly split. There was no great desire to change ATV regulations to make them more restrictive; nonetheless, the current limits on ATV use in Wildlife Management Areas was mostly supported. Programs for youth-early hunts received mixed reaction, with substantial numbers for and against.

Finally, strategies for reaching deer population objectives had mixed results, with the most favored being to increase the bag limits. The results of the question asking whether hunters would donate deer to food shelves without an associated fee show that this would be a popular strategy to reach population objectives.

Analysis by License Type

For the analysis by license type, the survey found that the various groups mirrored each other on many of the questions, with the following exceptions:

- For questions about changes to particular seasons, those license holders to be most affected by the proposed change often, not surprisingly, had differing opinions than others.
- Zone 3A hunters often differed from their regular firearms counterparts, and the reasons for this were not readily apparent.
- Archers and muzzleloaders often differed from other license types. For questions about QDM, the archers often differed from other license type holders.

For questions about practices, there was some variation among license types. For instance, archers were more likely to use tree stands and ATVs than were other hunters; muzzleloaders

were likely to use these the least. However, these groups are similar in that they are more likely to hunt alone than are other groups.

TABLE OF CONTENTS

EXECUTIVE SUMMARY i
INTRODUCTION AND METHODOLOGY 1
STATEWIDE RESULTS 5
 Knowledge of and Attitudes Toward DNR's Deer Management Program 8
 General Information Regarding Deer Hunting Experiences and Practices in Minnesota 12
 Satisfaction with Deer Hunting Experiences in Minnesota 19
 Impressions of the Area in Which Respondent Hunted Most in Minnesota 22
 Factors Influencing Selection of Hunting Area in Minnesota 33
 Motivations for Deer Hunting Participation 43
 Opinions on and Attitudes Toward Quality Deer Management in Minnesota 44
 Hunting Opportunities in Minnesota 58
 Opinions on and Attitudes Toward Various Deer Hunting Regulations and
 Season Structures 63
 Strategies for Increasing Deer Harvest to Reach Population Objectives 97
 Demographics 102
RESULTS BY LICENSE TYPE 107
 Knowledge of and Attitudes Toward DNR's Deer Management Program 110
 General Information Regarding Deer Hunting Experiences and Practices in Minnesota 115
 Satisfaction with Deer Hunting Experiences in Minnesota 124
 Impressions of the Area in Which Respondent Hunted Most in Minnesota 130
 Factors Influencing Selection of Hunting Area in Minnesota 152
 Motivations for Deer Hunting Participation 171
 Opinions on and Attitudes Toward Quality Deer Management in Minnesota 173
 Hunting Opportunities in Minnesota 193
 Opinions on and Attitudes Toward Various Deer Hunting Regulations and
 Season Structures 199
 Strategies for Increasing Deer Harvest to Reach Population Objectives 239
 Demographics 244
SURVEY INSTRUMENT 250
OPEN-ENDED RESPONSES 296

INTRODUCTION AND METHODOLOGY

This study was conducted for the Minnesota Department of Natural Resources (DNR) to assess the opinions and attitudes of resident hunting license holders toward deer hunting and deer management in Minnesota. The survey questionnaire was developed cooperatively by Responsive Management (RM) and the DNR. A pre-test of the questionnaire was conducted on October 17, 2001, and revisions were made to the questionnaire based on the pre-test. The survey was administered between October 18 and November 28, 2001. A total of 915 surveys were completed.

Telephones were selected as the preferred sampling medium because nearly all residents of Minnesota have a telephone. In addition, a central polling site at the RM office allowed for rigorous quality control over the interviews and data collection. RM maintains its own in-house telephone interviewing facilities. These facilities are staffed by interviewers with experience conducting computer-assisted telephone interviews on the subject of natural resources and outdoor recreation for state fish and wildlife agencies. The data were collected using Questionnaire Programming Language 4.1 (QPL 4.1), which is computer software specifically for telephone survey data collection. The Survey Center Manager randomly monitored telephone workstations without the interviewers' knowledge to evaluate the performance of each interviewer.

RM has designed a telephone interviewing facility that stresses the importance of highly trained telephone interviewers who work under the close supervision of RM senior staff. To ensure that the data collected are of the highest quality, the interviewers are trained according to the standards established by the Council of American Survey Research Organizations. Methods of instruction include lecture and role-playing. The Survey Center Manager conducts project briefings with the interviewers prior to the administration of the survey. Interviewers are instructed on type of study, study goals and objectives, handling of survey questions, interview length, termination points and qualifiers for participation, interviewer instructions within the survey instrument, reading of the survey instrument, skip patterns, and probing and clarifying techniques necessary for specific questions on the survey instrument. After the surveys are

obtained by the interviewers, the Survey Center Manager edits each completed survey to check for clarity and completeness.

A total of 1,814 telephone numbers were attempted, resulting in 110 disconnected telephones, 9 business/government numbers, 206 ineligible respondents, 5 language barrier problems, 60 hard refusals, 467 soft refusals (i.e., five or more times when respondent said to call back at a different time), 42 terminated interviews, and 915 completed surveys. The response rate was 61.66%.

Interviews were conducted Monday through Friday from 9:00 a.m. to 9:00 p.m., Saturday 11:00 a.m. to 5:00 p.m., and on Sunday from 3:00 p.m. to 7:00 p.m., all local time. A five-callback design was used to maintain the representativeness of the sample, to avoid bias toward people easy to reach by telephone, and to provide an equal opportunity for all to participate. In some instances, numbers were called back up to eight times. When a respondent could not be reached on the first call, subsequent calls were placed on different days of the week and at different times. This intensive call-back procedure is good technique for ensuring the highest response rate feasibly possible.

As indicated above, the software used for data collection was QPL 4.1. The survey data are entered into the computer as the interview is being conducted, eliminating manual data entry after the completion of the survey and the concomitant data entry errors that may occur with manual data entry. The survey instrument is programmed so that QPL 4.1 branches, codes, and substitutes phrases in the survey based on previous responses to ensure the integrity and consistency of the data collection.

Two separate analyses were conducted on the data obtained from the survey. The first analysis examined statewide results on the total number of surveys with weighting factors. The second analysis was conducted without using weighting factors based on the type of license the respondent held. Because the one analysis used weighting factors and the other did not, comparison of the statewide results with individual license type results would be inappropriate.

Throughout this report, findings are reported at a 95% confidence interval. For the entire sample of Minnesota hunters, the sampling error is at most plus or minus 3.24 percentage points. This means that if the survey were conducted 100 times on different samples that were selected in the same way, the findings of 95 out of the 100 surveys would fall within plus or minus 3.24% of each other. Sampling error was calculated using the formula described below, with a sample size of 915 and a population size of 549,765. The population size is for the number of Minnesota deer licenses. The license data for 2000 were obtained from the Minnesota Department of Natural Resources.

Sampling error equation:

$$B = \sqrt{\frac{N_p(.25)}{N_s} - .25} (1.96)$$

Where: B = maximum sampling error (as decimal)

N_p = population size (total number of deer licenses)

N_s = sample size

Derived from formula, p. 206 in Dillman, D. A. 2000. Mail and Internet Surveys. John Wiley & Sons, NY.

Note: This is a simplified version of the formula that calculates the maximum sampling error using a 50:50 split (the most conservative calculation since a 50:50 split would give maximum variation).

Data were weighted in the first analysis because the values being examined were intended to represent the entire state. The weighting values are shown in the tabulation on the following page. The formula below the tabulation shows how the weighting factors were determined. The last column in the table, "sampling error," was determined using the formula described above.

POPULATION (2000) AND SAMPLE LICENSE NUMBERS, PERCENTAGES, AND WEIGHTING FACTORS							
License Type	Percent	Number	Sampled	Sampled Percent	¹ Desired n	² Weighting Value	³ Sampling Error
Regular Firearms Zone 1A	26.174	143,897	98	10.71038	239	2.4388	9.8962
Regular Firearms Zone 2A	20.714	113,877	105	11.47541	190	1.8095	9.5595
Regular Firearms Zone 3A	3.3514	18,425	104	11.36612	31	0.2981	9.5828
Regular Firearms Zone 3B	5.3525	29,426	99	10.81967	49	0.4949	9.833
Regular Firearms Zone 4A	13.559	74,543	105	11.47541	124	1.181	9.5571
Regular Firearms Zone 4B	7.8084	42,928	98	10.71038	71	0.7245	9.8883
Archery	12.777	70,244	105	11.47541	117	1.1143	9.5567
Multi-Zone Buck	7.7861	42,805	106	11.5847	71	0.6698	9.5069
Muzzleloader	2.4774	13,620	95	10.38251	23	0.2421	10.02
Total	100	549,765	915	100	915	1	3.2371

¹Desired n-value is the n-value required to make the proportion of license types in the sample match the proportion of license types in the population.

²The weighting value is the number by which the sample n-value must be multiplied to make the actual sample value match the desired n-value.

³The sampling error is a measure of accuracy of the sample and it shows how likely it is that a result found in the survey will match the actual population. For example, the finding that 78% of hunters do not use an ATV while hunting means that between 75% and 81% of all Minnesota hunters do not use an ATV while hunting.

Weighting factor equation:

Weighting factor = (Target Number of Group/Actual Number of Group)

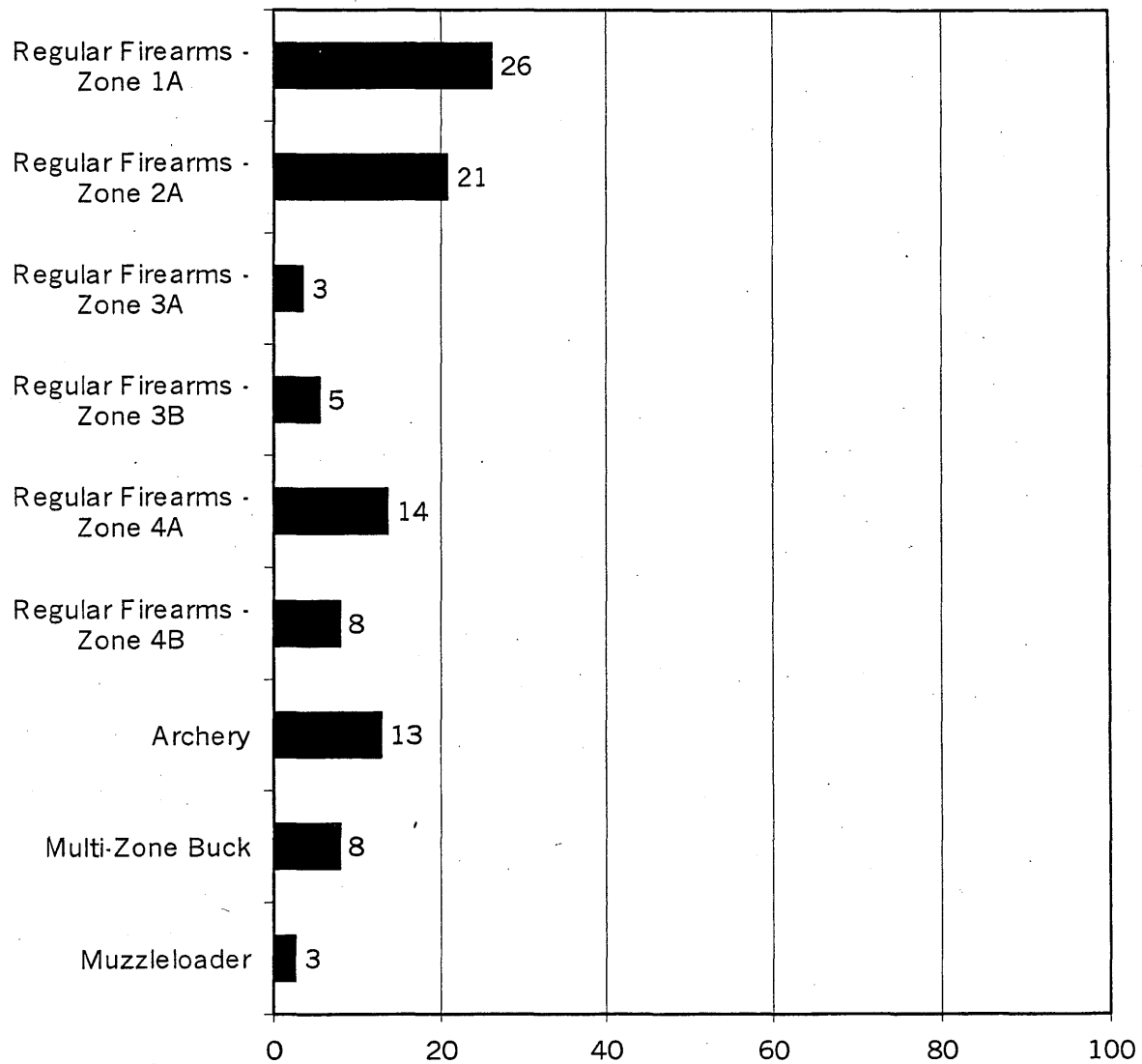
Target Number of Group = (Population of Group * Total Number of Completed Surveys)/Total Population

STATEWIDE RESULTS

The statewide analysis included weighting factors, as described in the methodology section of this report. Because these data are weighted and the data by license type that follow this Statewide Results section are not weighted, comparisons between the statewide graphs and the graphs with license type breakdown would be inappropriate.

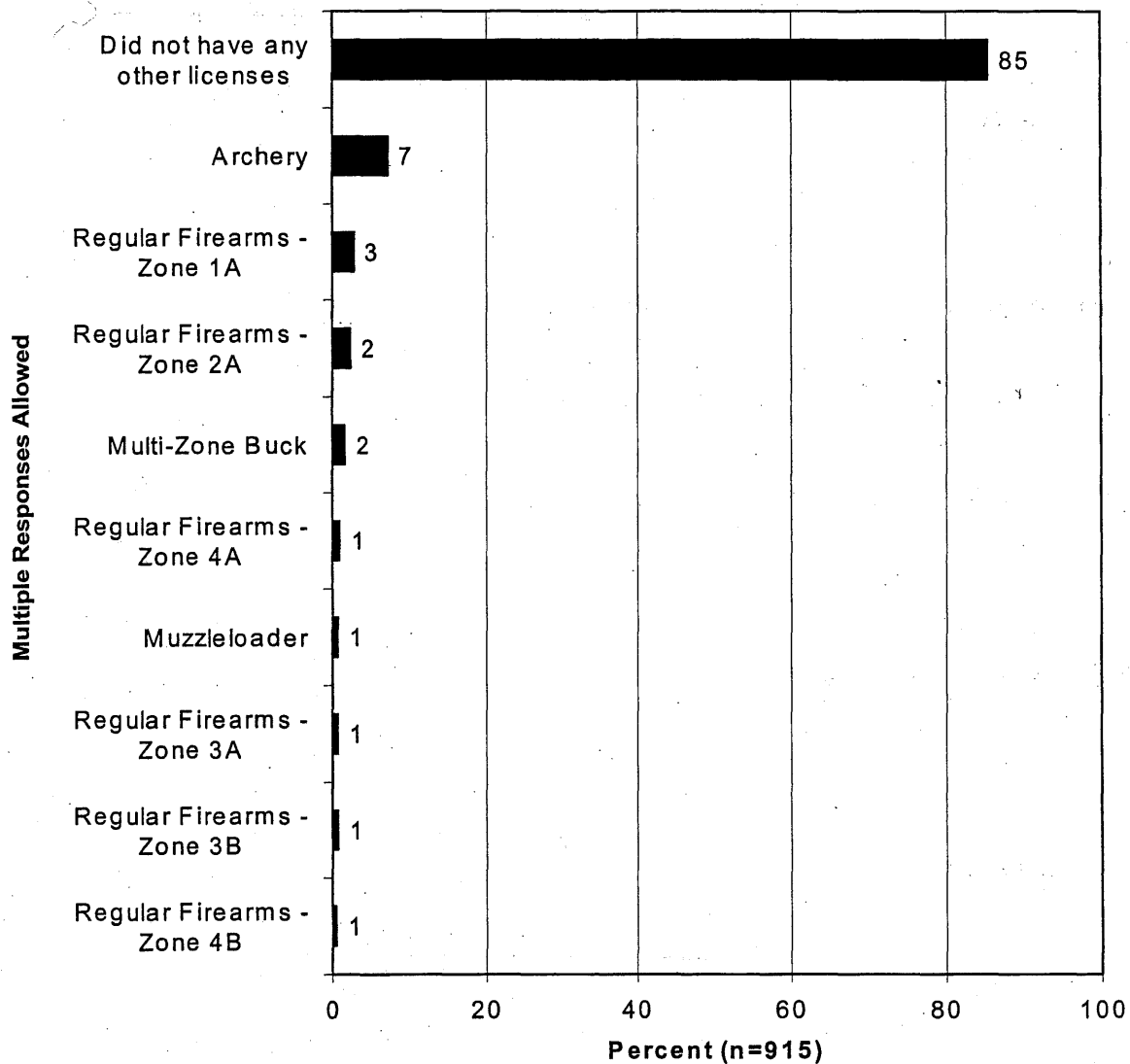
A question was included at the start of the survey to screen for eligible respondents. Only Minnesota deer hunters who hunted in Minnesota in the 2000 season were interviewed (n=915). Hereinafter, eligible respondents are referred to as “respondents” and “hunters” interchangeably. The following graph shows the breakdown of license holders statewide, based on the list of license holders provided by the DNR.

License Type



Each respondent was asked whether he or she held any other license types in addition to the license type that was indicated in the list of license holders provided by the DNR. The following graph shows other licenses held. The overwhelming majority of license holders (85%) held only one license in 2000. Of other licenses held, a substantial portion were for other types of weapons (7% for archery and 1% for muzzleloader).

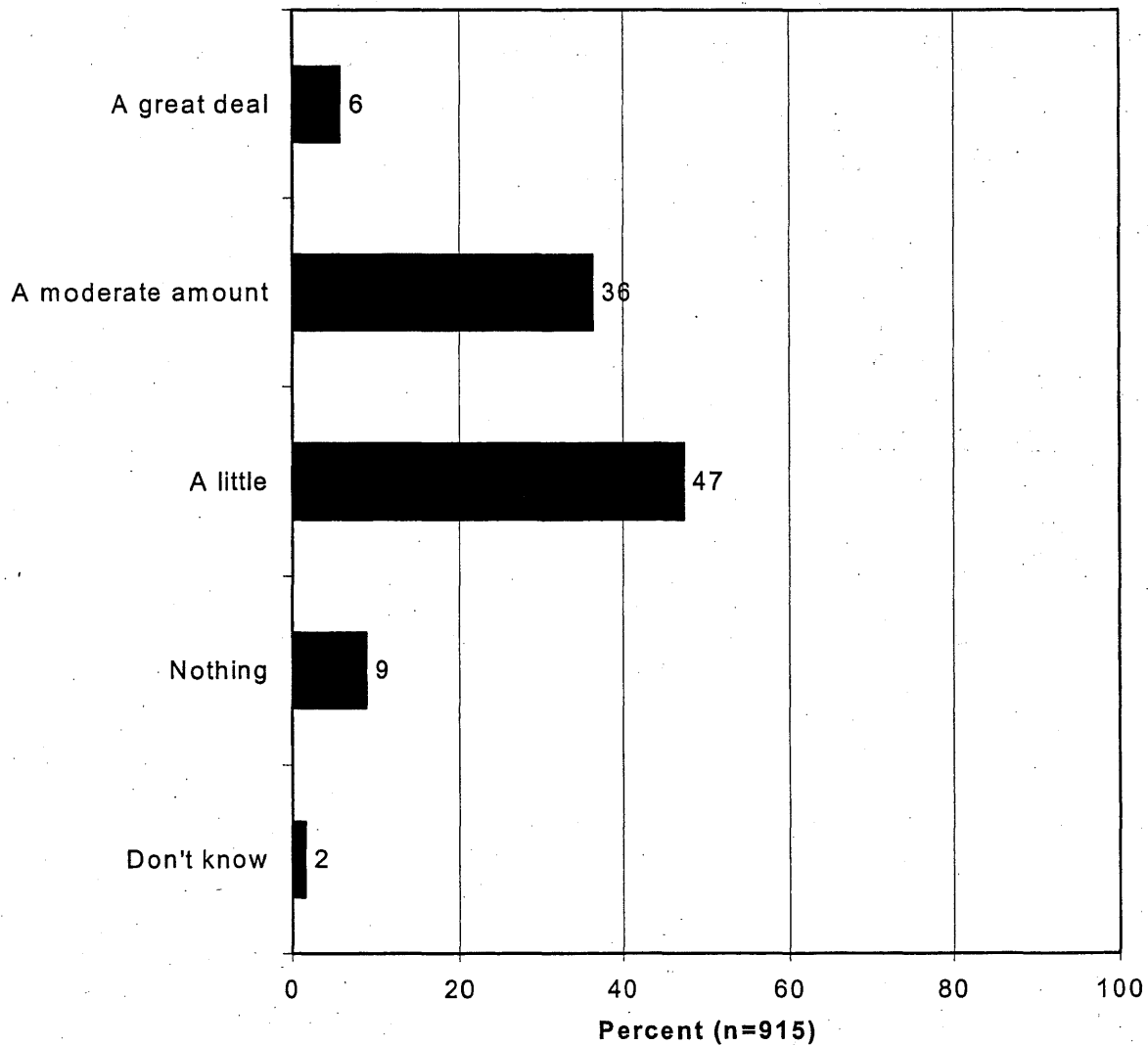
Other License Types Held



Knowledge of and Attitudes Toward DNR's Deer Management Program

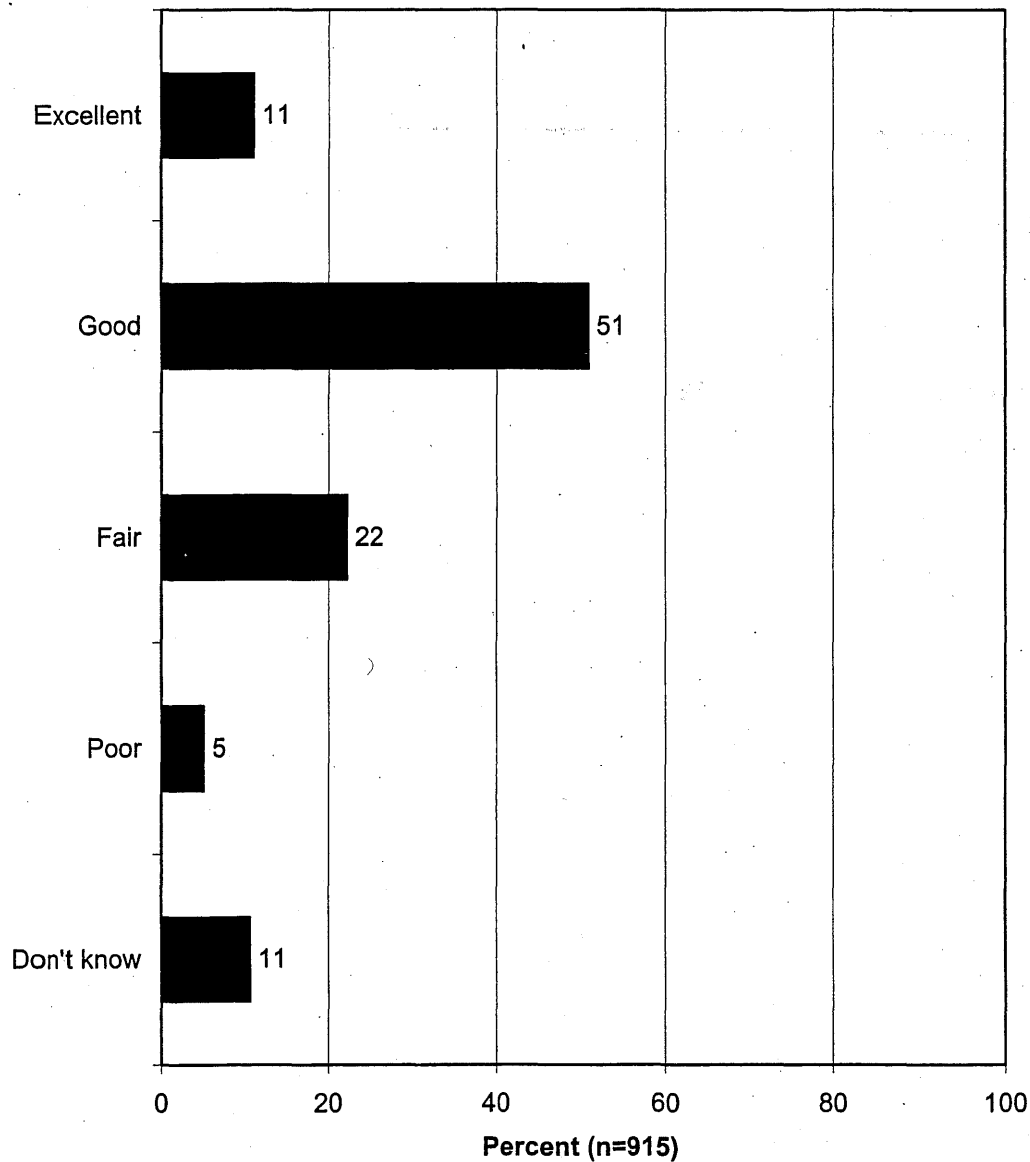
The first part of the survey ascertained respondents' knowledge level of the DNR's deer management program. Slightly more than half (56%) indicated that they knew little or nothing about the DNR's deer management program.

Q10. I'd like to begin by asking you some questions about deer management in Minnesota. Would you say you know a great deal, a moderate amount, a little, or nothing about the Department's deer management program?



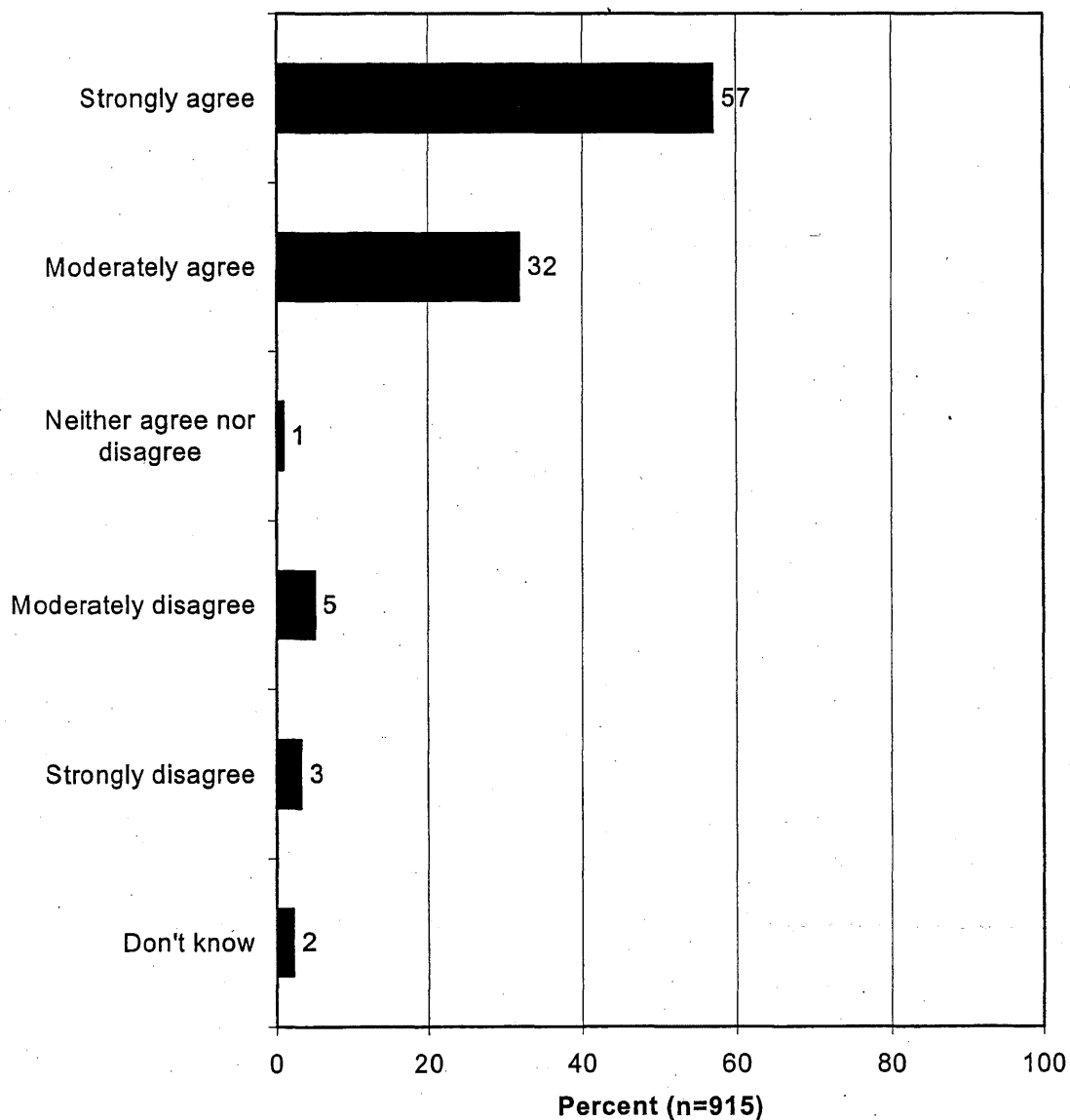
Despite license holders' lack of knowledge of the DNR's deer management program, the program is well received, with a combined 62% of respondents rating the program as excellent or good, and only 5% rating it as poor.

Q11. Would you rate the Department's deer management program as excellent, good, fair, or poor?



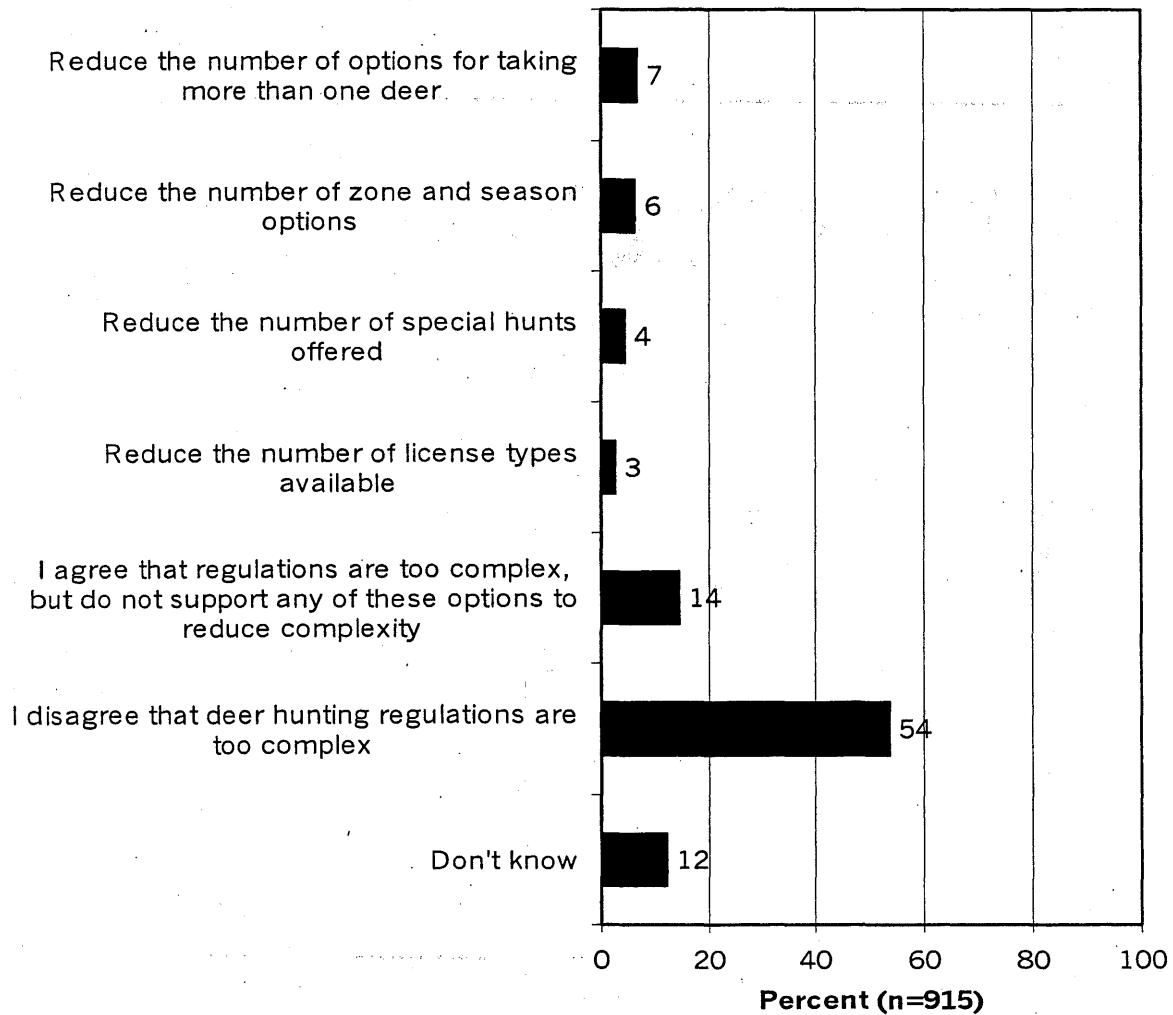
Integral to hunters' opinions of the DNR's deer management program is their perception of the hunting regulations. The survey shows that 89% of hunters strongly or moderately agree that the deer hunting regulations are clear and understandable. Together, only 8% moderately or strongly disagree that the deer hunting regulations are clear and understandable.

Q125. Would you agree or disagree that the deer hunting regulations printed in the annual Minnesota Hunting and Trapping Regulations are clear and understandable?



As a follow-up to Question 125 regarding the clarity of the deer hunting regulations, hunters were asked for suggestions for simplifying the regulations. No one option for simplifying the deer hunting regulations had a majority responding in favor of that option, as shown in the graph below. As can be expected, based on the fact that 57% strongly agreed that the regulations were clear and understandable in Question 125, most hunters (54%) indicated that they did not believe the deer hunting regulations to be too complex.

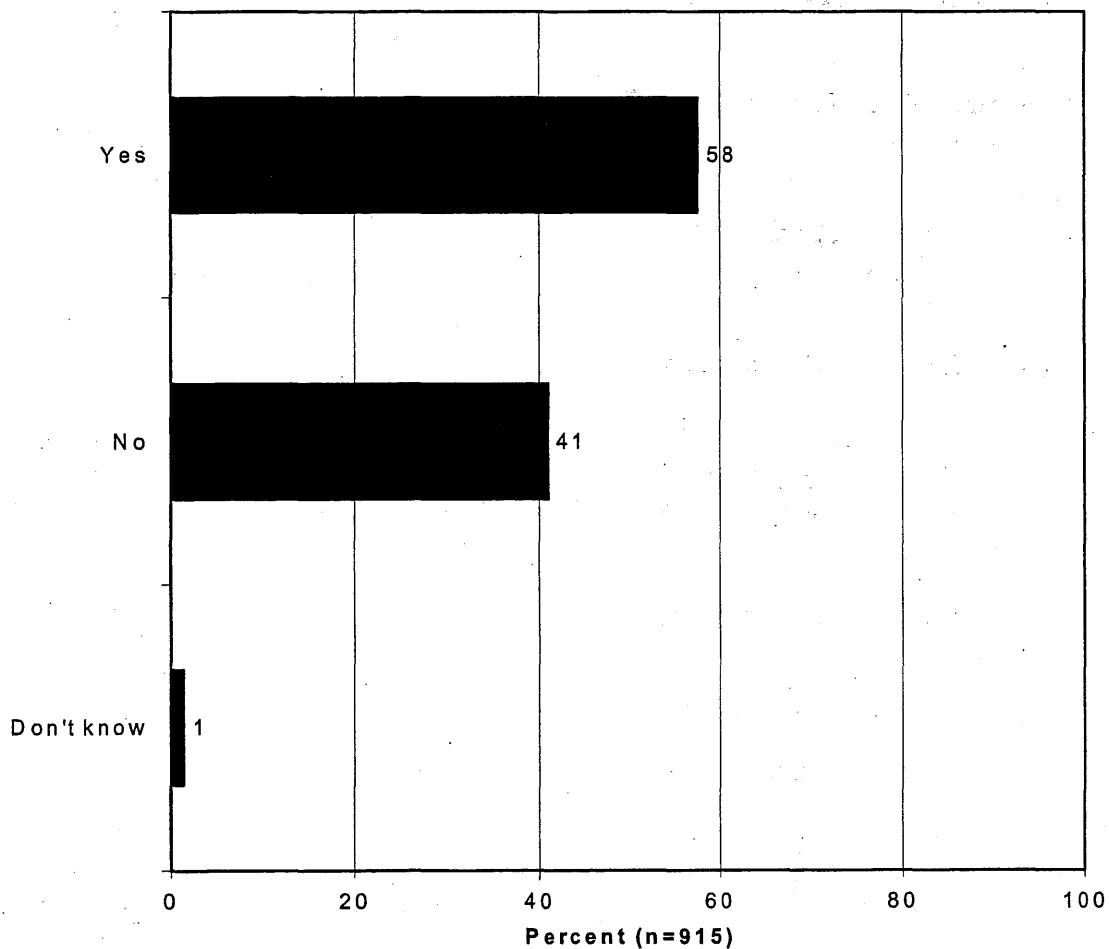
Q126. Much of Minnesota's deer regulation complexity is a result of trying to maximize hunter opportunity while ensuring a sustainable harvest of deer. Which of the following would you consider to simplify regulations?



General Information Regarding Deer Hunting Experiences and Practices in Minnesota

The survey included several questions about deer hunting experiences and practices. Of utmost interest is the percentage of hunters who harvested a deer. A majority of hunters (58%) surveyed indicated that they had harvested a deer in 2000. Be aware that several factors could have inflated this percentage. Prestige bias could cause some hunters to indicate in the survey that they harvested a deer when they actually did not. Also, it may be that hunters in a group considered that they harvested a deer, even if each member did not harvest a deer (e.g., three hunters in a group harvest only one deer, and then each hunter indicates that he or she harvested a deer).

Q22. Did you harvest a deer during the 2000 Minnesota deer season?



Questions 23 through 26 asked about the number of days that the respondent hunted in 2000 with each license type, and the questions were asked of all hunters, not only those primarily identified as that particular license holder. The results show that hunters spent many more days hunting with archery equipment than they did using muzzleloaders or regular firearms. Hunters also spent more days hunting with muzzleloaders than they did hunting with regular firearms, but not by very many days. Finally, hunters spent the fewest days, on average, using a multi-zone buck license.

Question 23. How many days did you hunt deer in Minnesota during the 2000 season with your regular firearms license? (Asked of all hunters, not only those primarily identified as regular firearms license holders.)

Mean	Standard Deviation	Weighted n
4.79	4.30	753

Question 24. How many days did you hunt deer in Minnesota during the 2000 season with your archery license? (Asked of all hunters, not only those primarily identified as archery license holders.)

Mean	Standard Deviation	Weighted n
19.44	18.01	172

Question 25. How many days did you hunt deer in Minnesota during the 2000 season with your multi-zone buck license? (Asked of all hunters, not only those primarily identified as multi-zone buck license holders.)

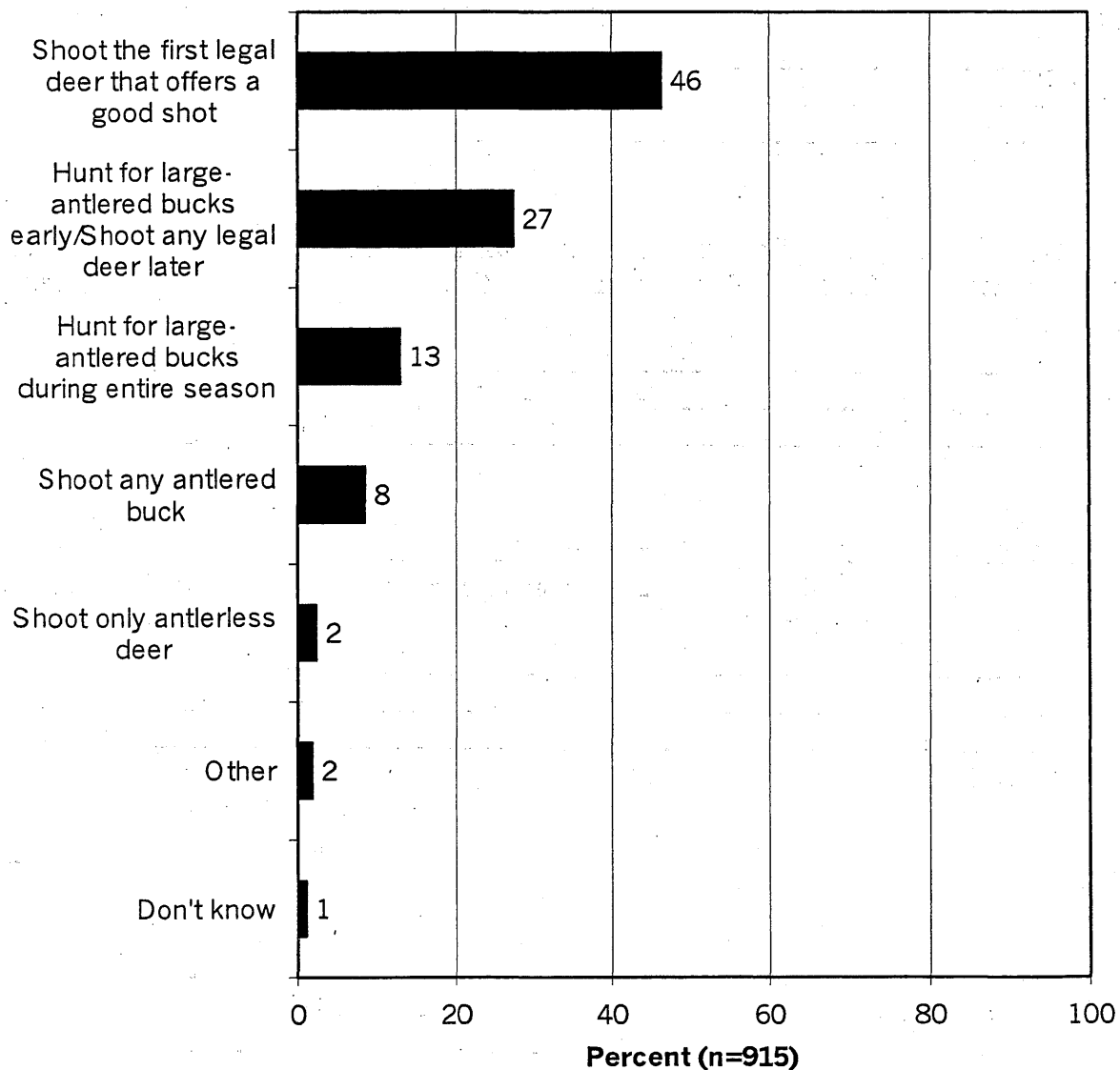
Mean	Standard Deviation	Weighted n
5.29	3.31	84

Question 26. How many days did you hunt deer in Minnesota during the 2000 season with your muzzleloader license? (Asked of all hunters, not only those primarily identified as muzzleloader license holders.)

Mean	Standard Deviation	Weighted n
6.95	5.25	29

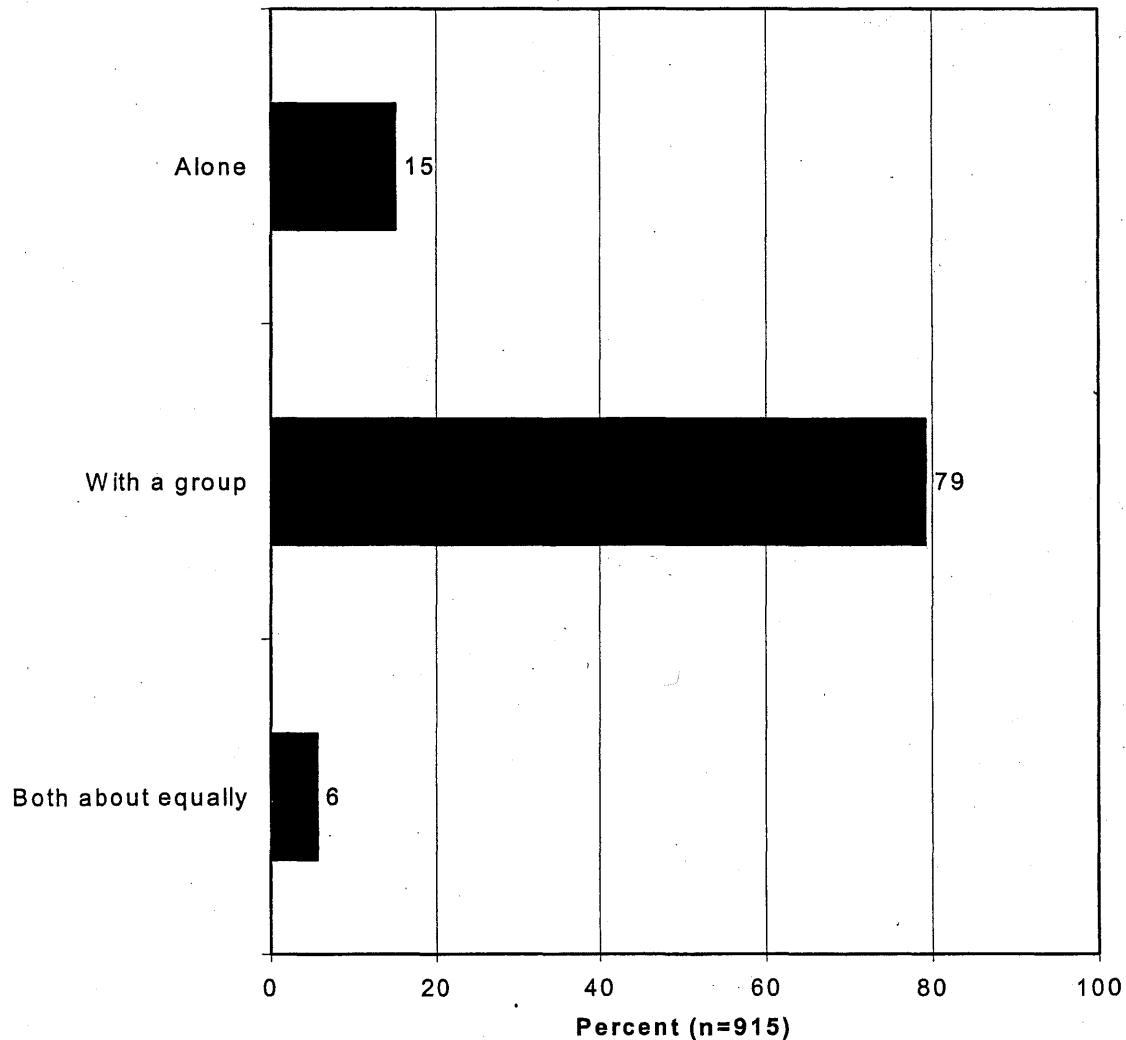
The survey asked hunters to indicate, in general, their hunting approach in Minnesota, and the results show that not quite half of the hunters (46%) simply shoot the first legal deer that offers a good shot. However, 40% of the hunters have a strategy whereby they bypass small-antlered bucks in favor of large-antlered bucks for part or all of the season.

Q46. Now I'd like to talk to you about various deer hunting approaches in Minnesota. I'd like for you to tell me which ONE of the following best describes your deer hunting approach in Minnesota. Would you say you:



Regarding some specific practices and methods of hunting, a substantial majority of hunters (79%) indicated that they usually hunt with a group, always or sometimes use a tree stand (76%), and do not use an all-terrain vehicle (ATV) while they hunt (78%), as shown on this and following graphs. The typical group size for those who hunt with a group is 5 hunters.

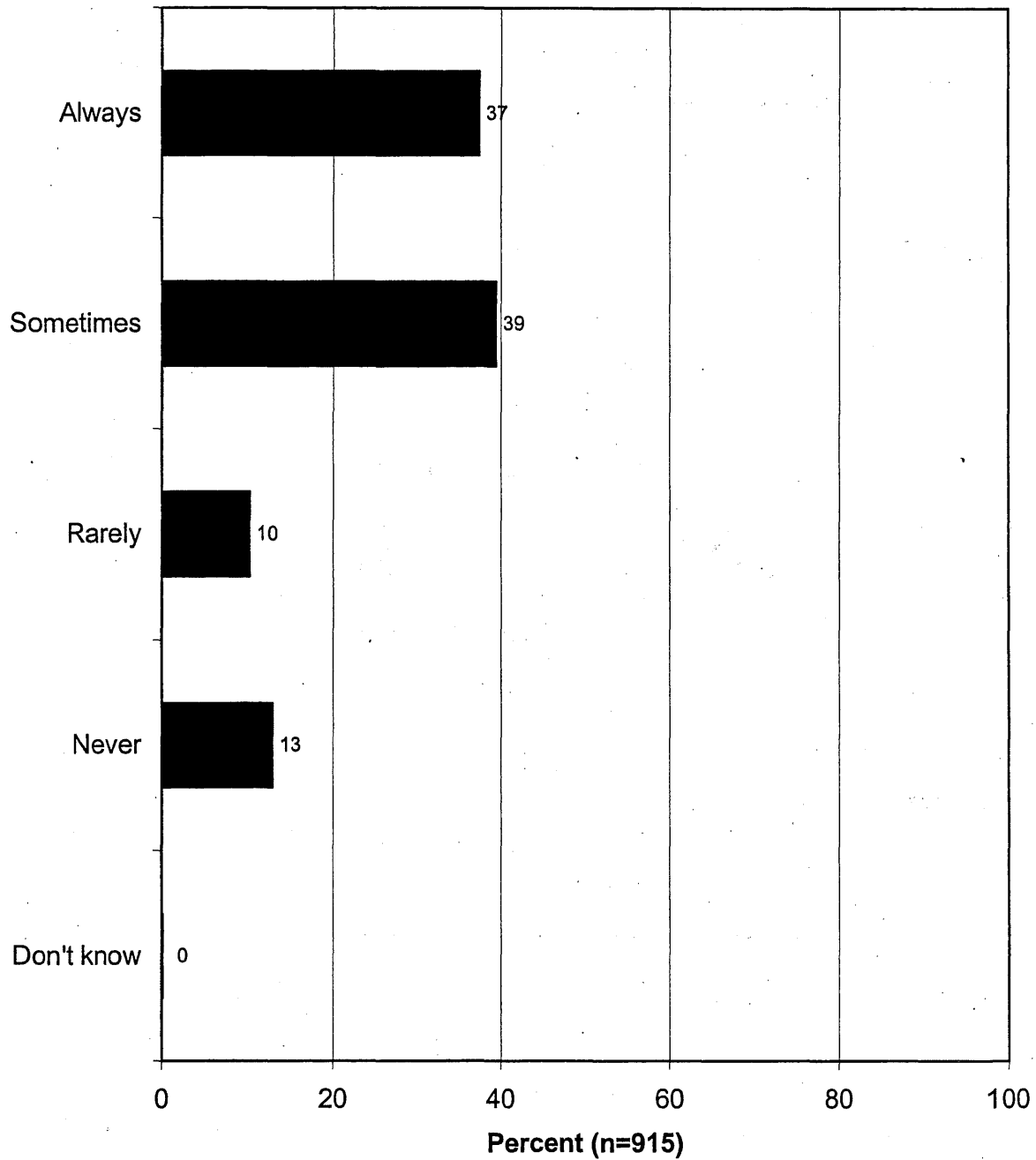
Q42. When you deer hunt in Minnesota, do you usually hunt alone or with a group?



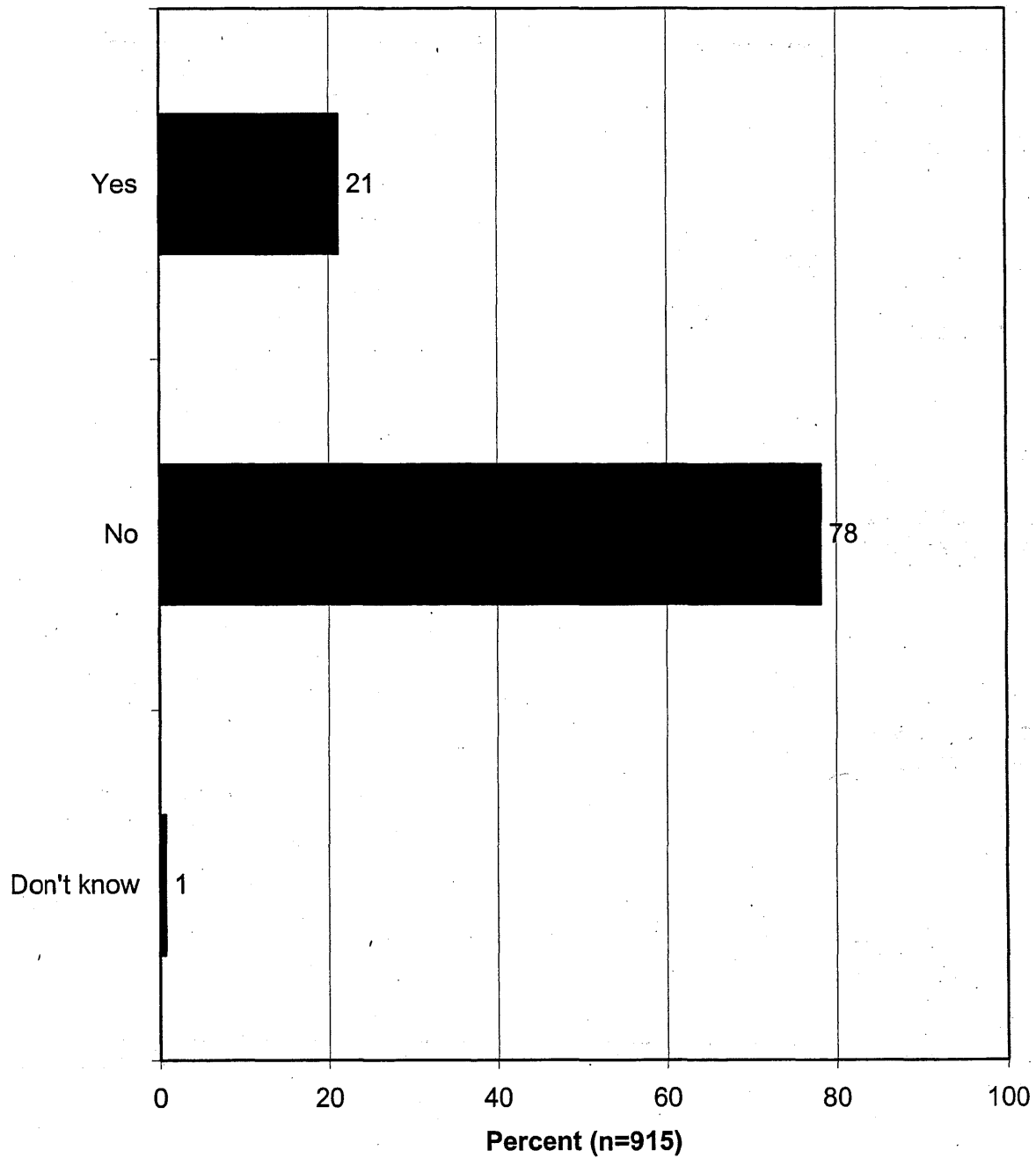
Question 43. On average, how large of a group do you usually hunt with in Minnesota.

Mean	Standard Deviation	N
5.00	3.00	777

**Q44. Would you say you hunt from a tree stand
always, sometimes, rarely, or never?**

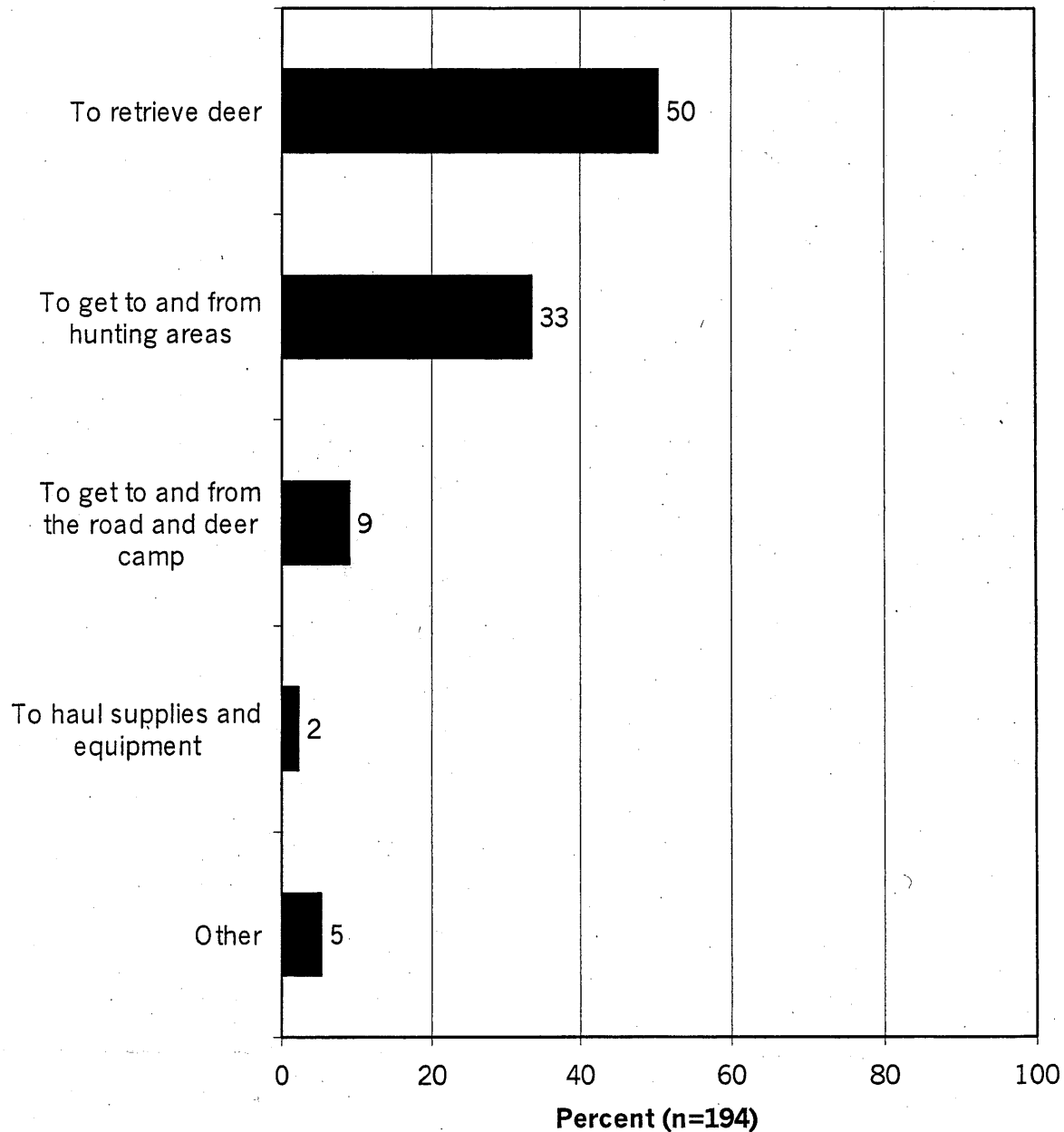


Q115. Do you usually use an ATV while deer hunting?



Of those hunters who typically use an ATV while deer hunting, 50% use it to retrieve a deer, and 33% use it to get to and from the hunting area.

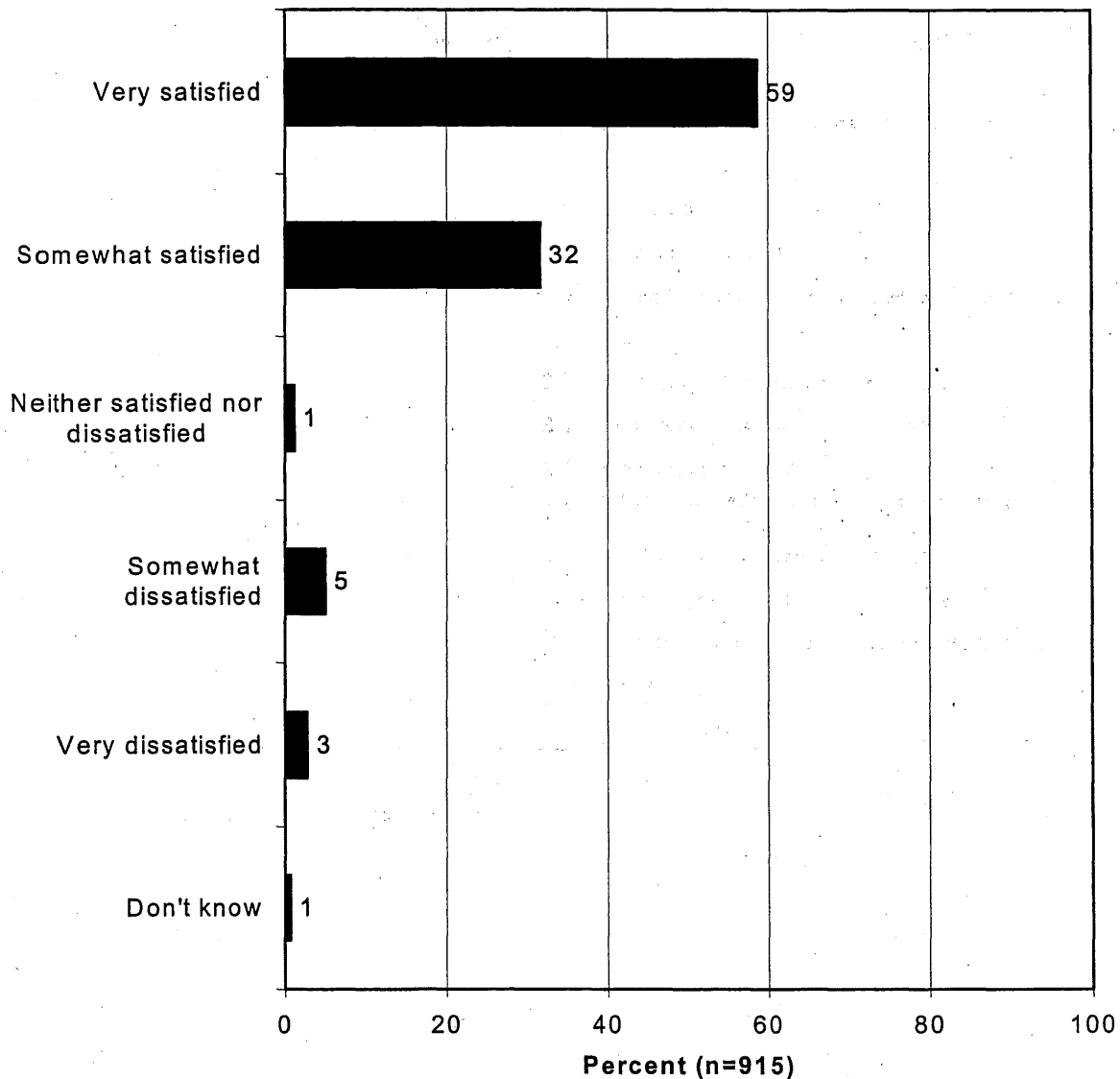
Q116. What is the primary reason you use an ATV while deer hunting? (Asked only of the 21% who responded in Q115 that they usually use an ATV while deer hunting.)



Satisfaction with Deer Hunting Experiences in Minnesota

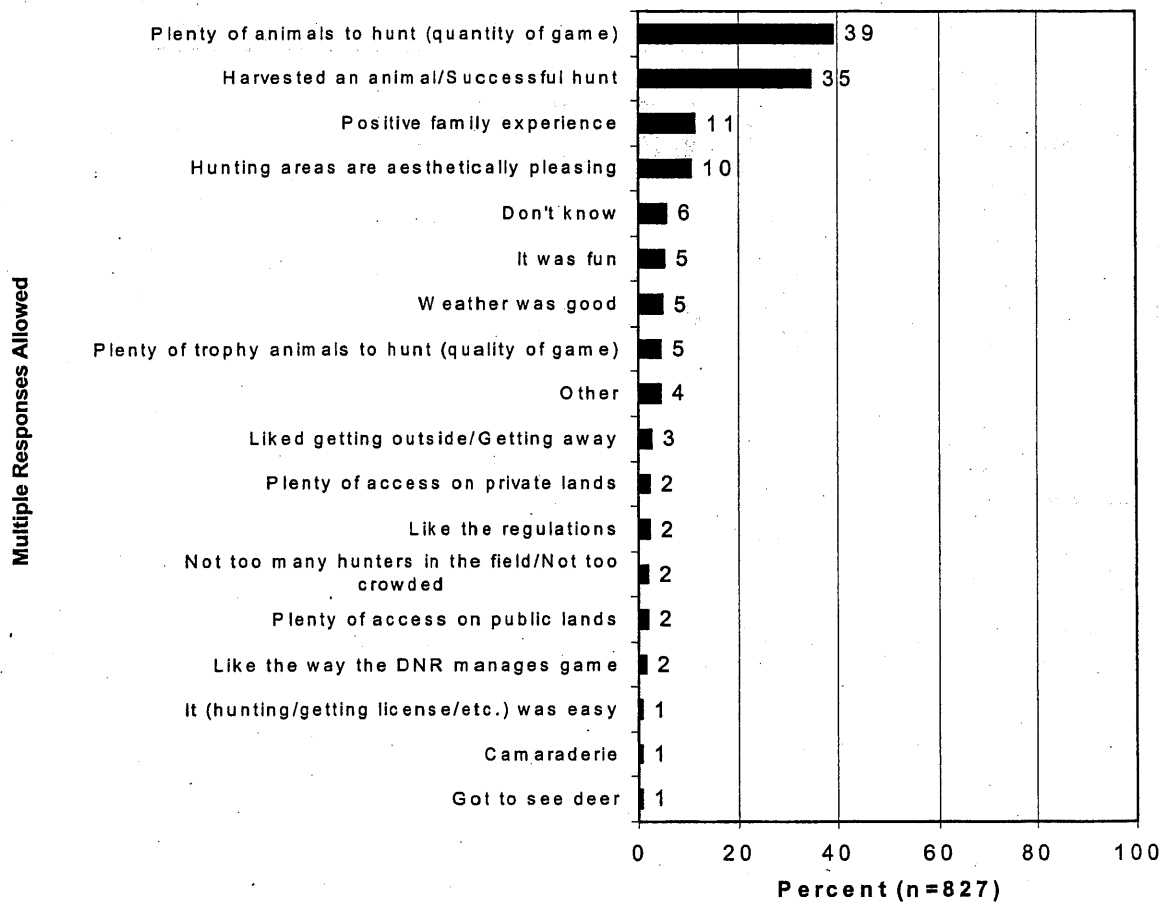
Overall, the satisfaction level of Minnesota deer hunters in 2000 was high, with 91% rating their 2000 deer hunting experiences as very or somewhat satisfying. It is interesting to note that this percentage is higher than the percentage of those who harvested a deer; therefore, some hunters who did not harvest a deer rated their experiences in 2000 as very or somewhat satisfying. Only 8% rated their experiences as somewhat or very dissatisfied in 2000.

Q15. Overall, are you satisfied or dissatisfied with your Minnesota deer hunting experiences during the 2000 season?



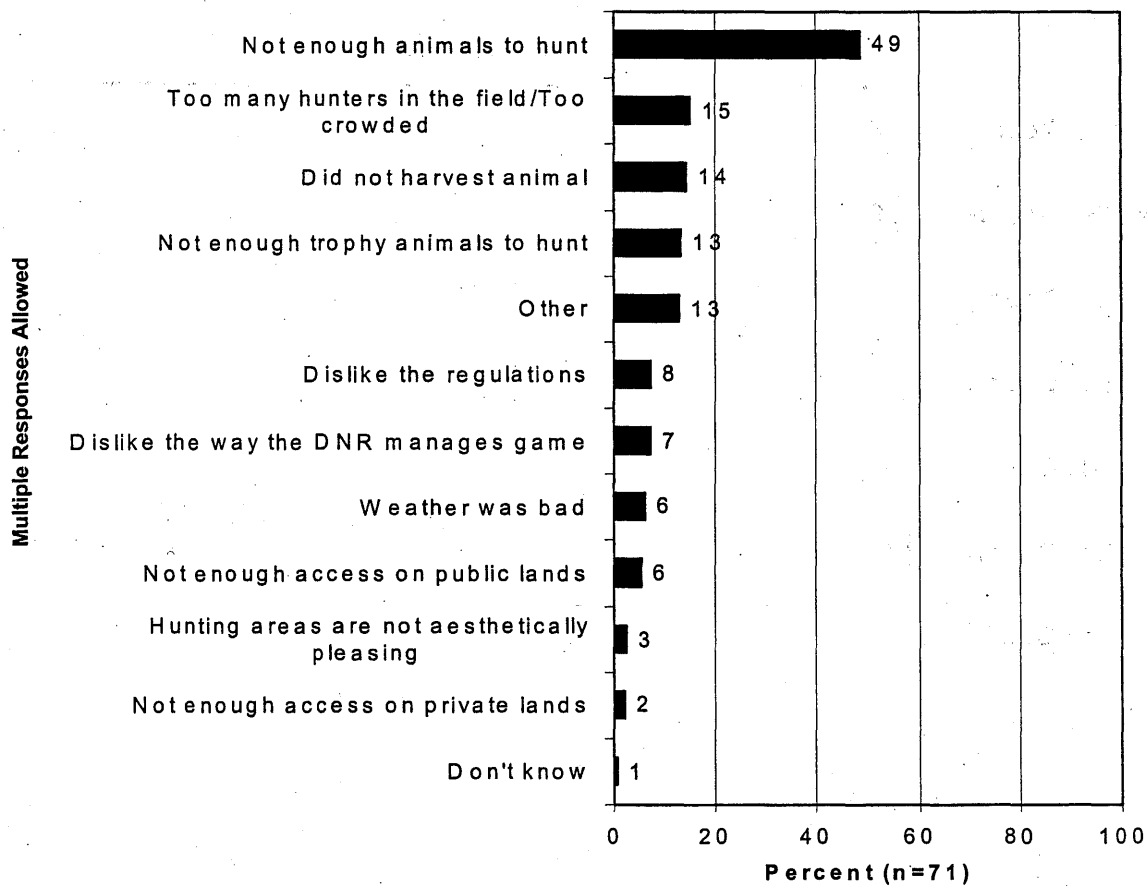
The survey then asked of those who rated their deer hunting experiences as very or somewhat satisfying the reason(s) that their experiences were satisfying. The highest response levels related to having an adequate number of deer to hunt (39%) or with actually harvesting a deer (35%).

Q17. Why are you satisfied with your Minnesota deer hunting experience during the 2000 season? (Asked of the 91% who said in Q15 that they were very or somewhat satisfied with their deer hunting experiences in 2000 in Minnesota.)



Of those who were somewhat or very dissatisfied with their deer hunting experiences in Minnesota in 2000, nearly half gave a reason that pertained to the quantity of deer: 49% indicated that there were not enough deer to hunt. Other responses ran the gamut from the hunt area being too crowded to lack of access to private lands.

Q20. Why are you dissatisfied with your Minnesota deer hunting experiences during the 2000 season? (Asked of the 8% who said in Q15 that they were somewhat or very dissatisfied with their deer hunting experiences in 2000 in Minnesota.)

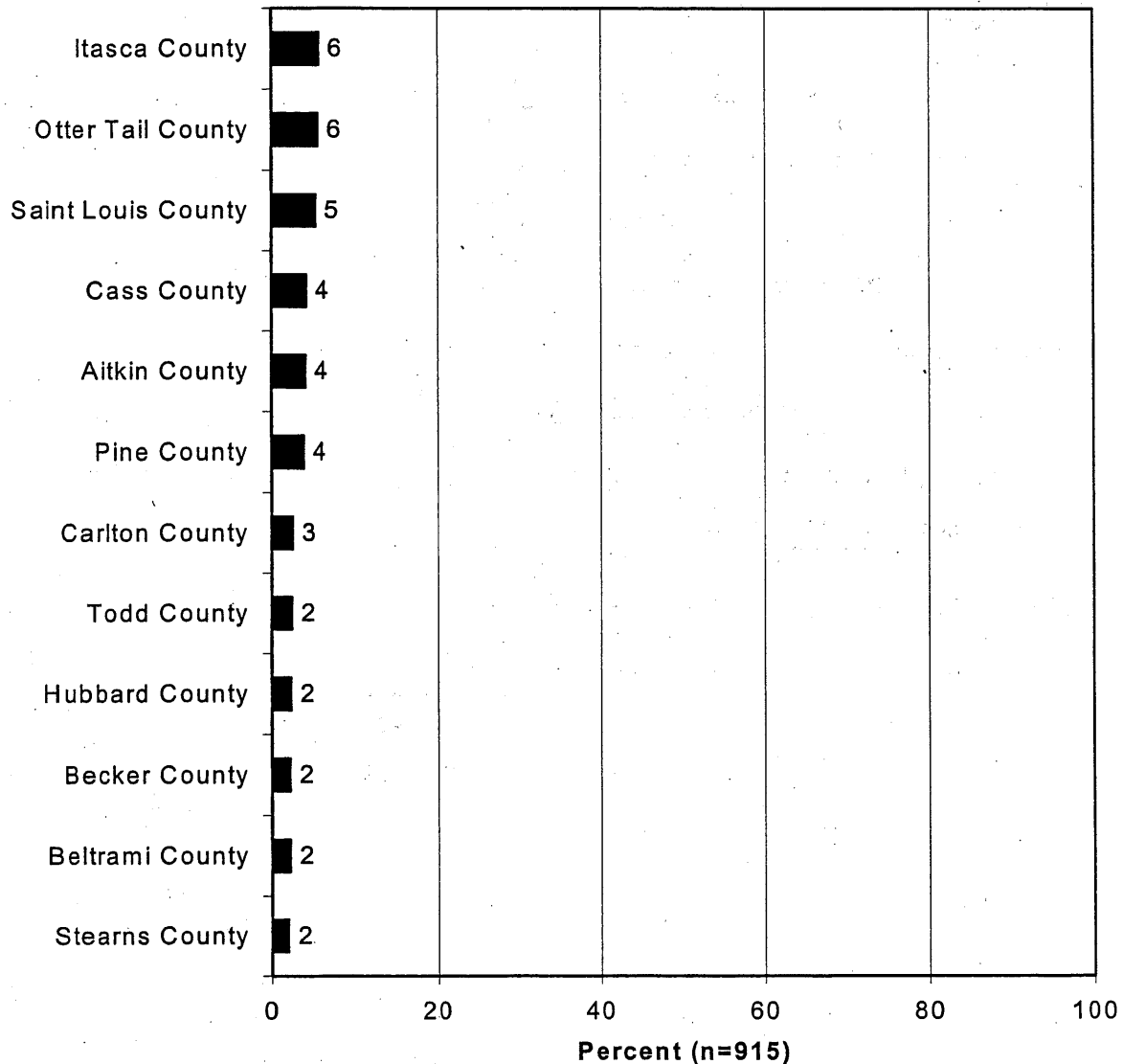


Impressions of the Area in Which Respondent Hunted Most in Minnesota

The survey questioned hunters about the specific area in which they hunted. These questions included the county in which the hunters most often hunted and the type of land on which they most often hunted, shown in the next two graphs. In general, the most-hunted counties were all in the northern half of the state.

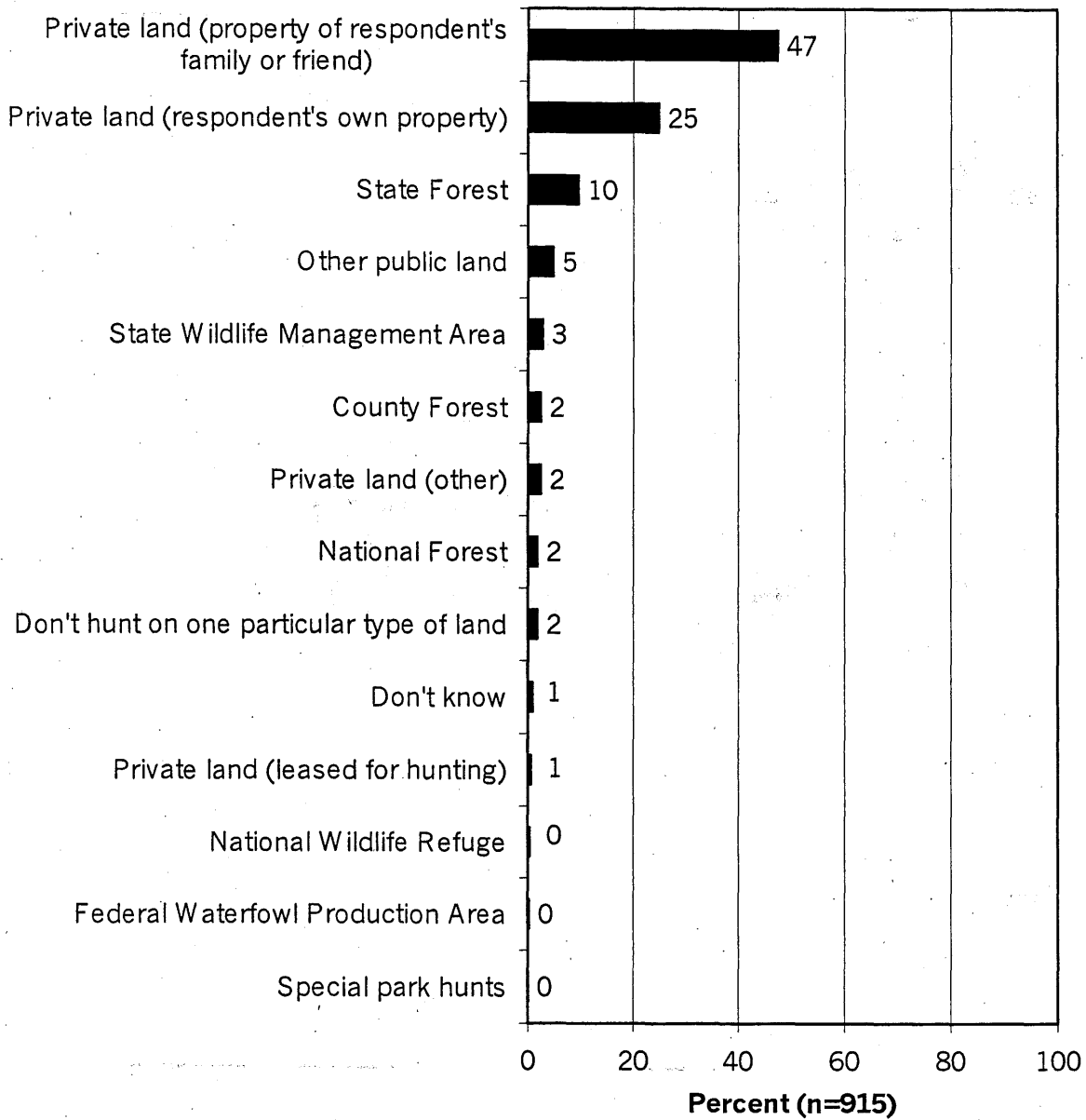
County in which Respondent Hunted Most Often in 2000

(graph shows only those counties in which 2% or more respondents hunted)



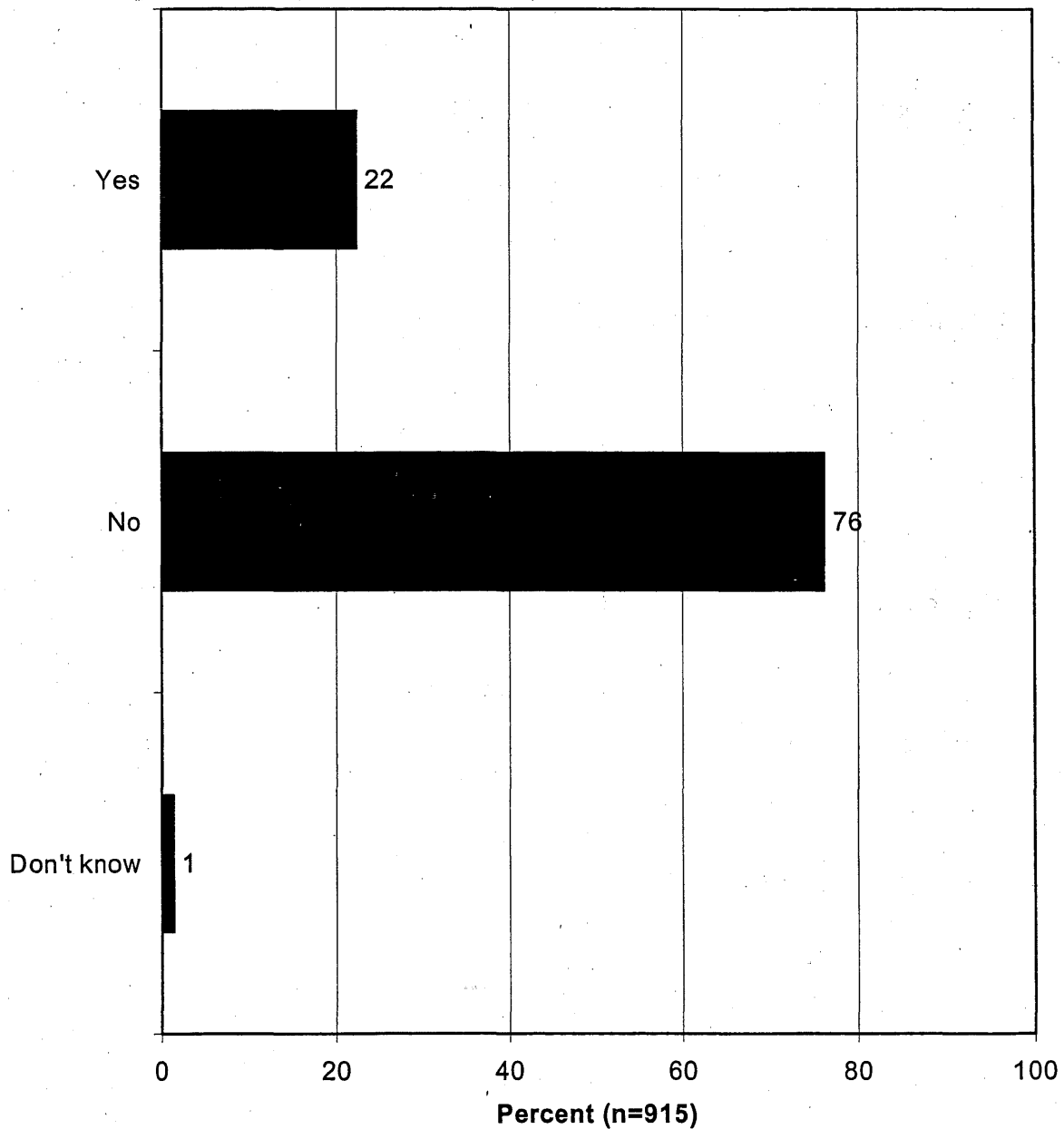
Regarding the type of land in which respondents primarily hunted, a strong majority (75%) hunted on private land, which included the property of the respondent's friend or family, the respondent's own property, leased private land, or other private land.

Q40. On what type of land do you primarily deer hunt in Minnesota?



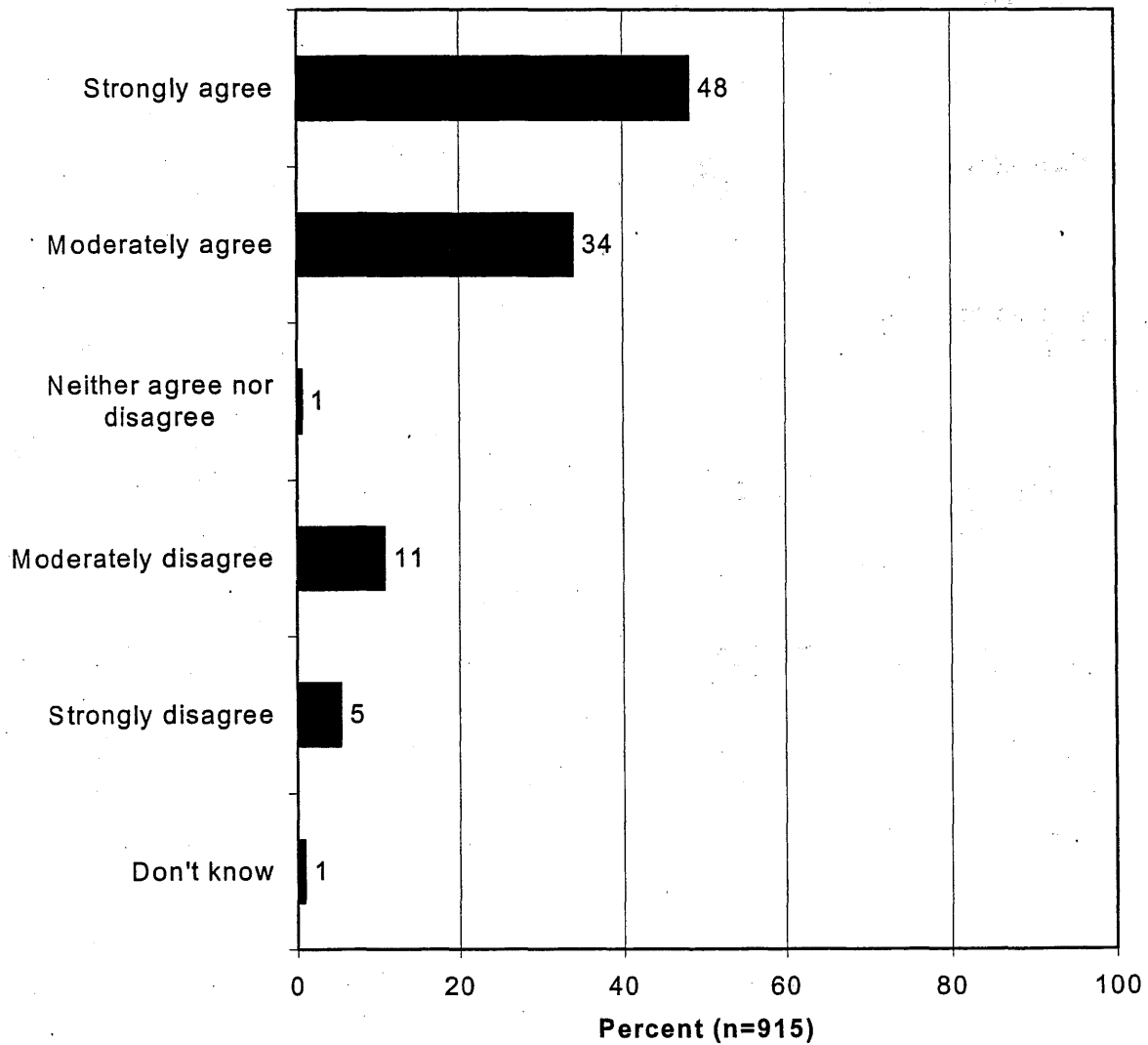
The survey also asked hunters whether they had hunted in the previous 3 years specifically on a Minnesota Wildlife Management Area, and most (76%) indicated that they had not.

Q41. During the past 3 years, have you hunted deer on a Minnesota State Wildlife Management Area (WMA)?



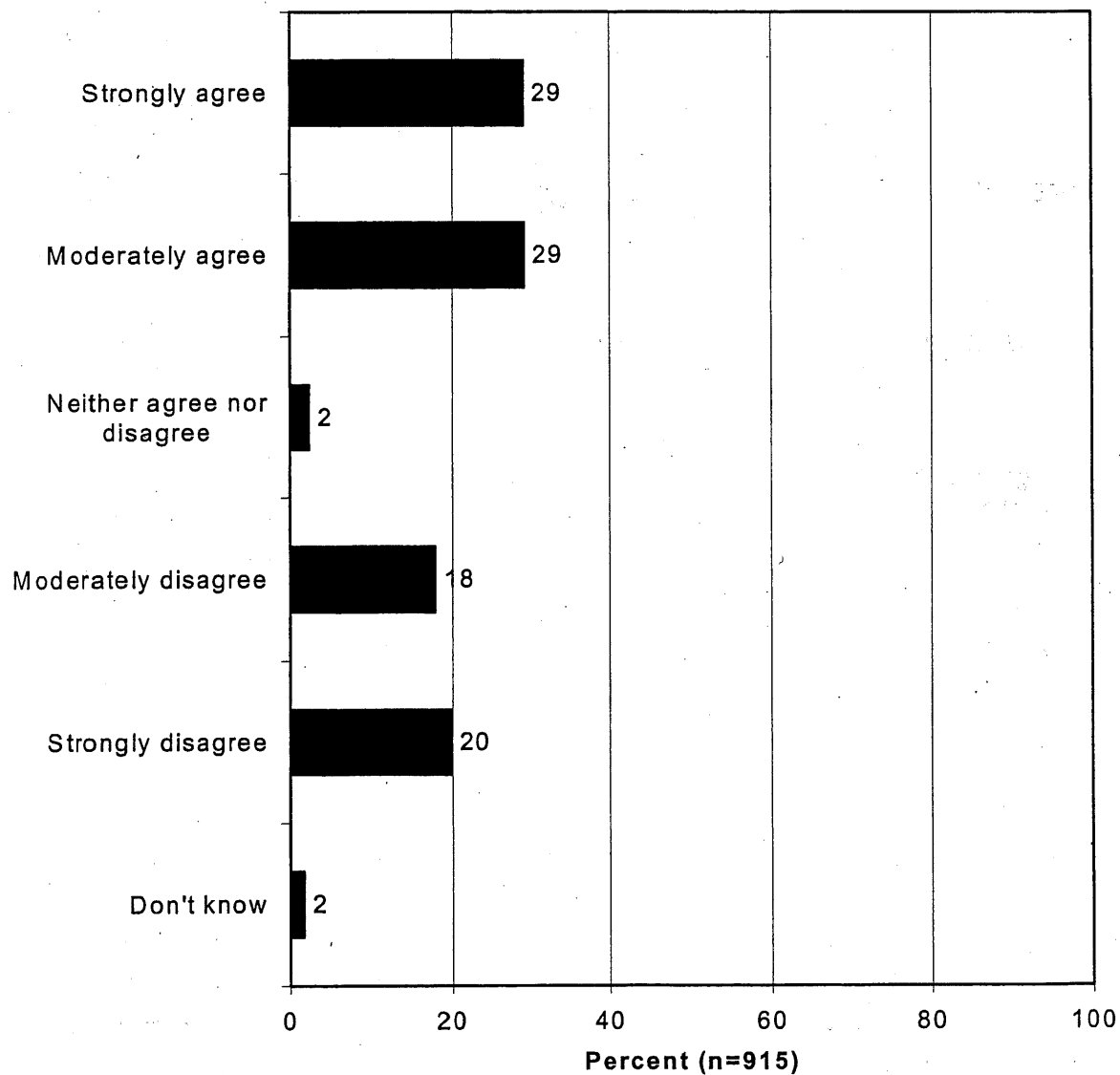
The next series of questions pertain to quantity and quality of deer in the specific area in which the respondent hunted most often. The survey found that most hunters agreed that there were enough deer in the area in which they hunted most, with 82% indicating that they strongly or moderately agreed that there were enough deer in the area in which they hunted most often in 2000.

Q30. Do you agree or disagree that there were enough deer in the area where you hunted most often during the 2000 season?



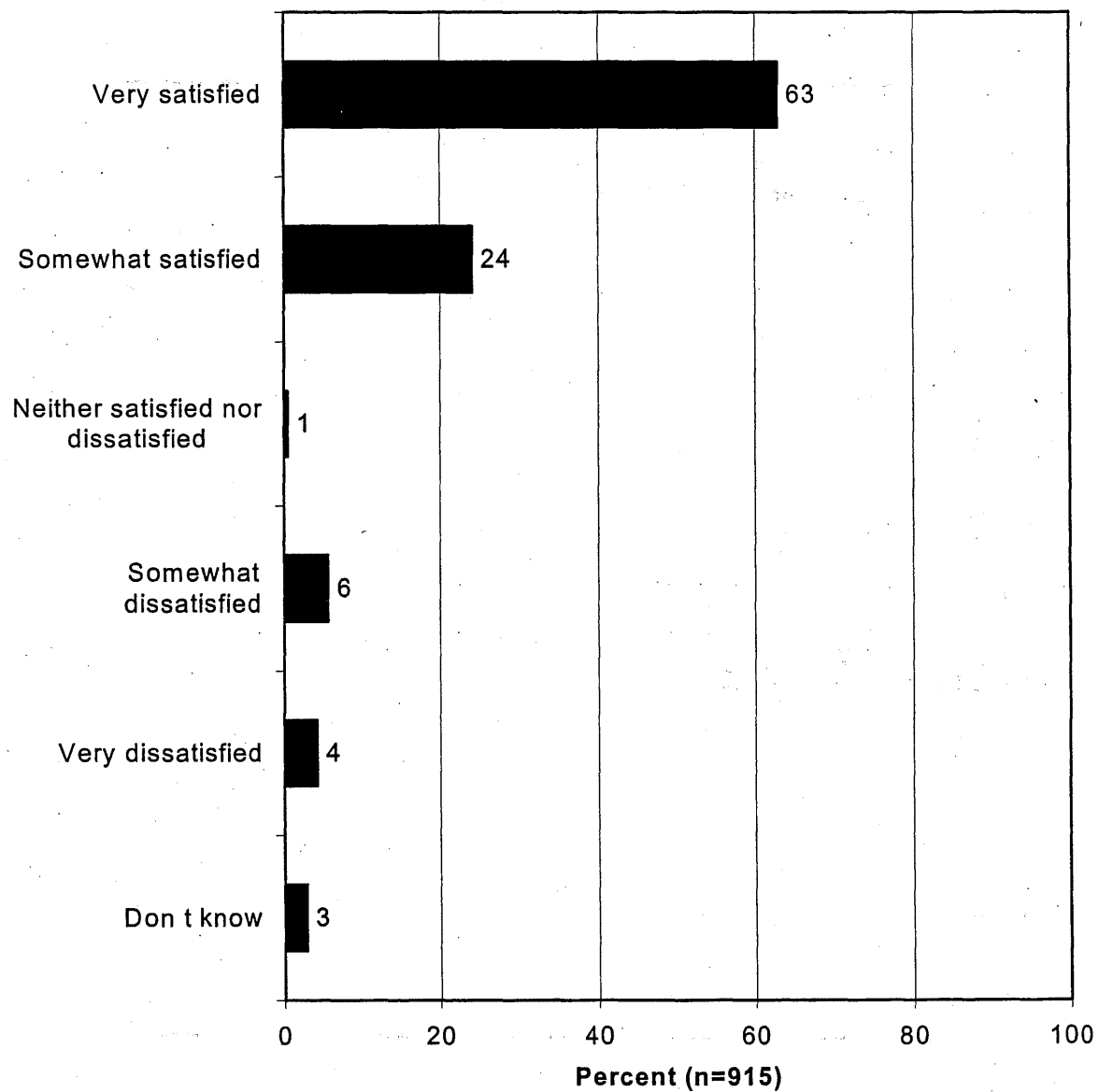
When asked specifically about big bucks, a majority (58%) believed that they had heard about or seen big bucks in the area in which they hunted most often in 2000. Although this percentage is below the percentage of hunters who strongly or moderately agreed that there were enough deer in the area in which they hunted most often in 2000, it still suggests that most hunters believe that there are big bucks available for harvesting in the area in which they most often hunted.

Q32. Do you agree or disagree that you had heard about or seen big bucks in the area where you hunted most often during the 2000 season?



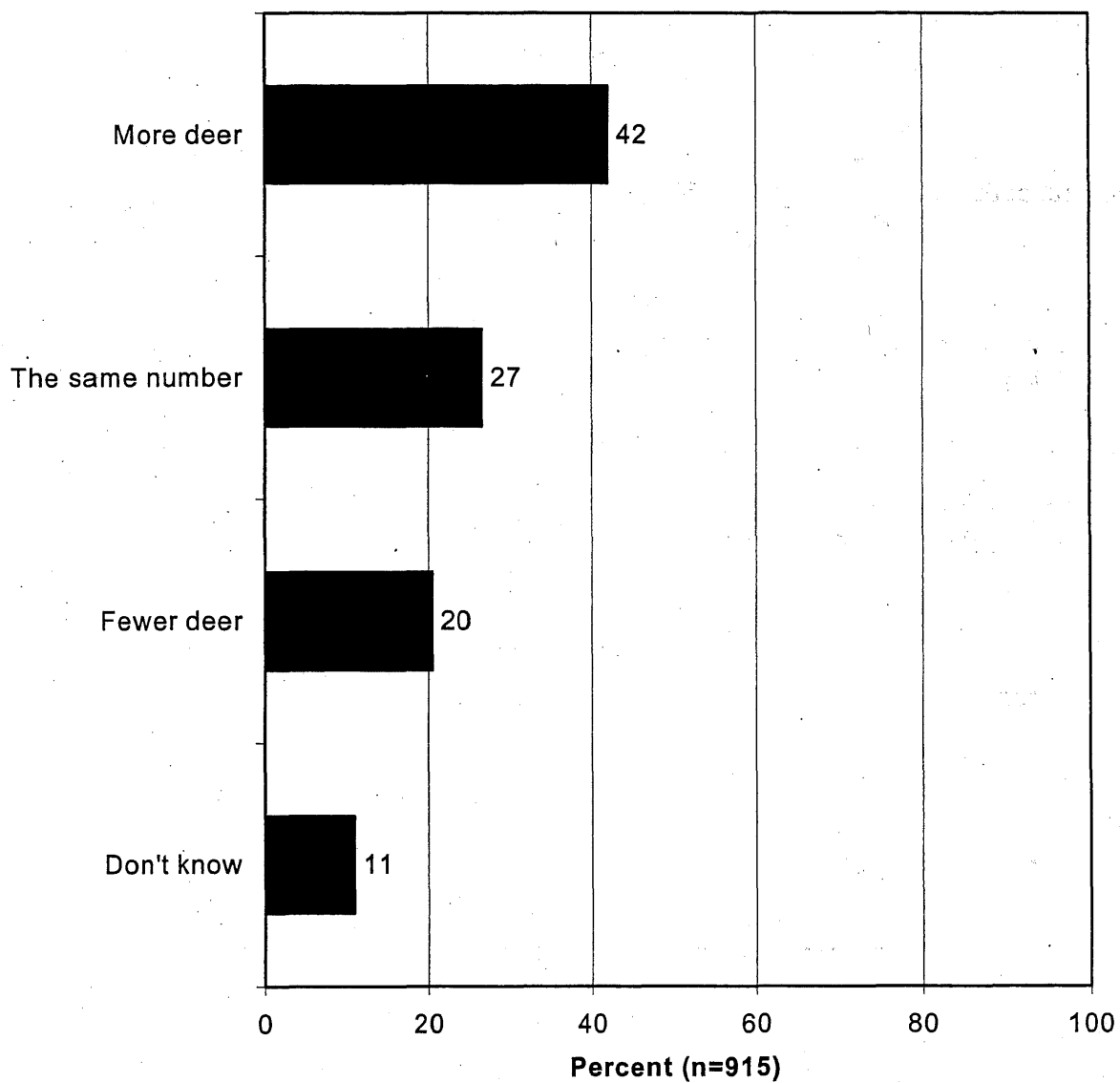
When asked specifically about antlerless deer (as opposed to bucks), an overwhelming majority (87%) indicated that they were very or somewhat satisfied with the number of antlerless deer in the area in which they hunted most often in 2000.

Q29. Would you say you are satisfied or dissatisfied with the number of antlerless deer in the area where you hunted most often during the 2000 season?



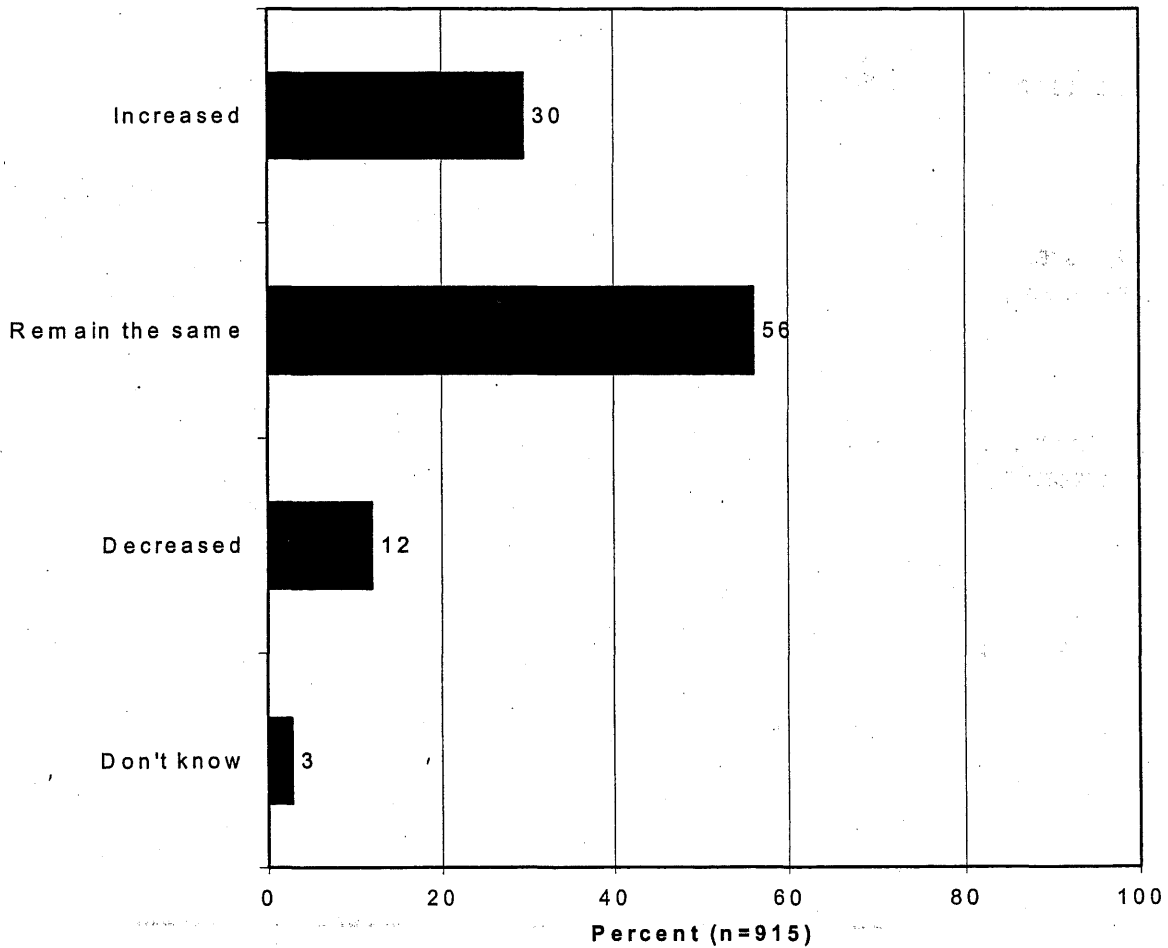
Asked for their opinion about the perceived deer population in 2000 in the area in which they hunted most, 69% of surveyed hunters believed that there were more or the same number of deer in 2000 compared to 10 years previous.

Q12. In the area where you hunt most, do you think there are more deer now compared to 10 years ago, the same number of deer, or do you think there are fewer deer now than 10 years ago?



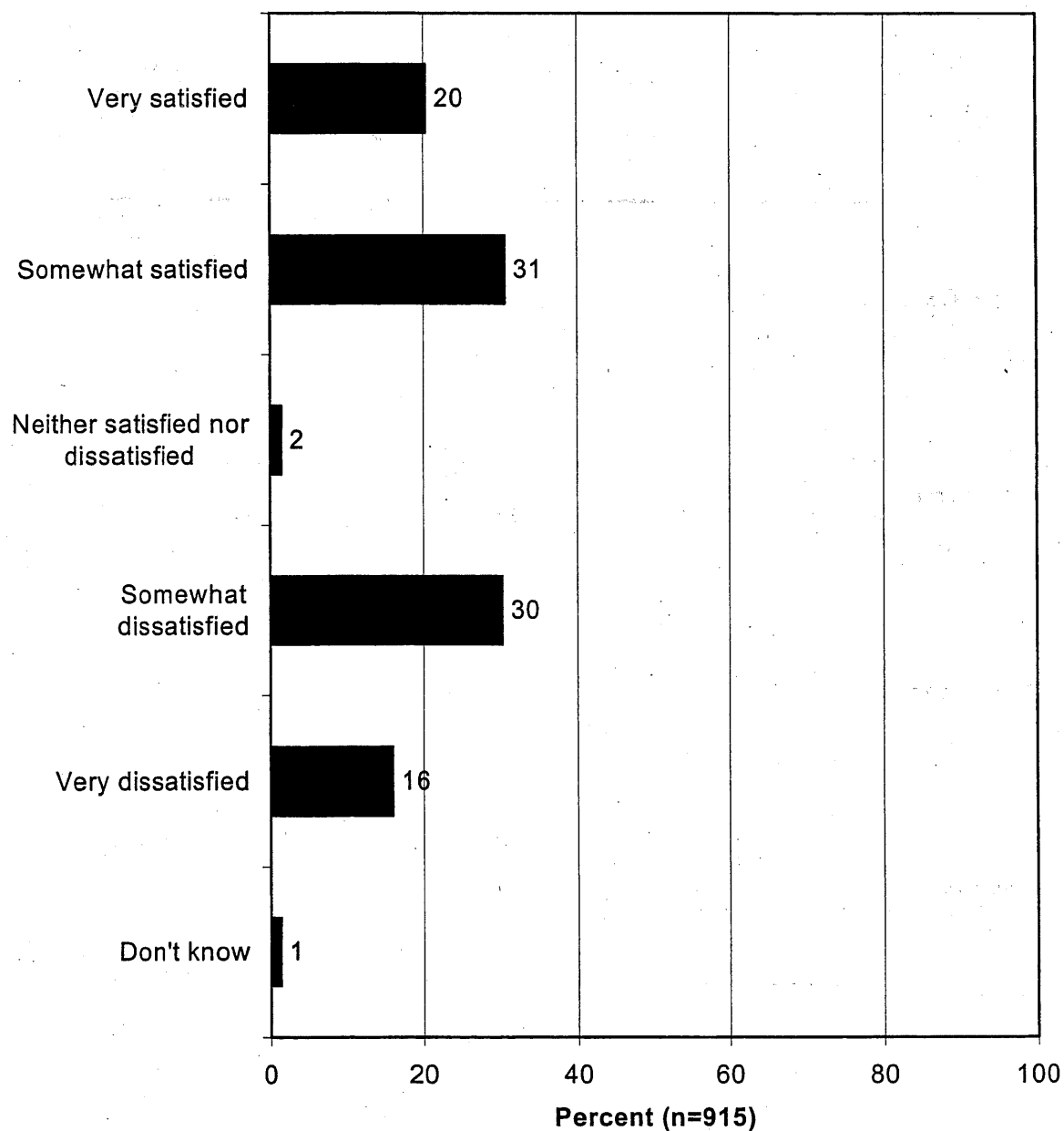
The survey found that 82% of hunters believed that there were enough deer and 87% believed that there were enough antlerless deer in the area in which they hunted most often, and a majority appear to be satisfied with the population that they perceived in 2000: 56% indicated the deer population in the area in which they hunted most should remain the same. Nonetheless, a substantial percentage (42%) of hunters believed that the deer population needs further adjustments. The survey found that 30% believed the deer population should be increased, and 12% believed it should be decreased in the area in which they hunted most.

Q13. In your opinion, should the deer population in that same area you hunt most often be increased, remain the same, or be decreased?



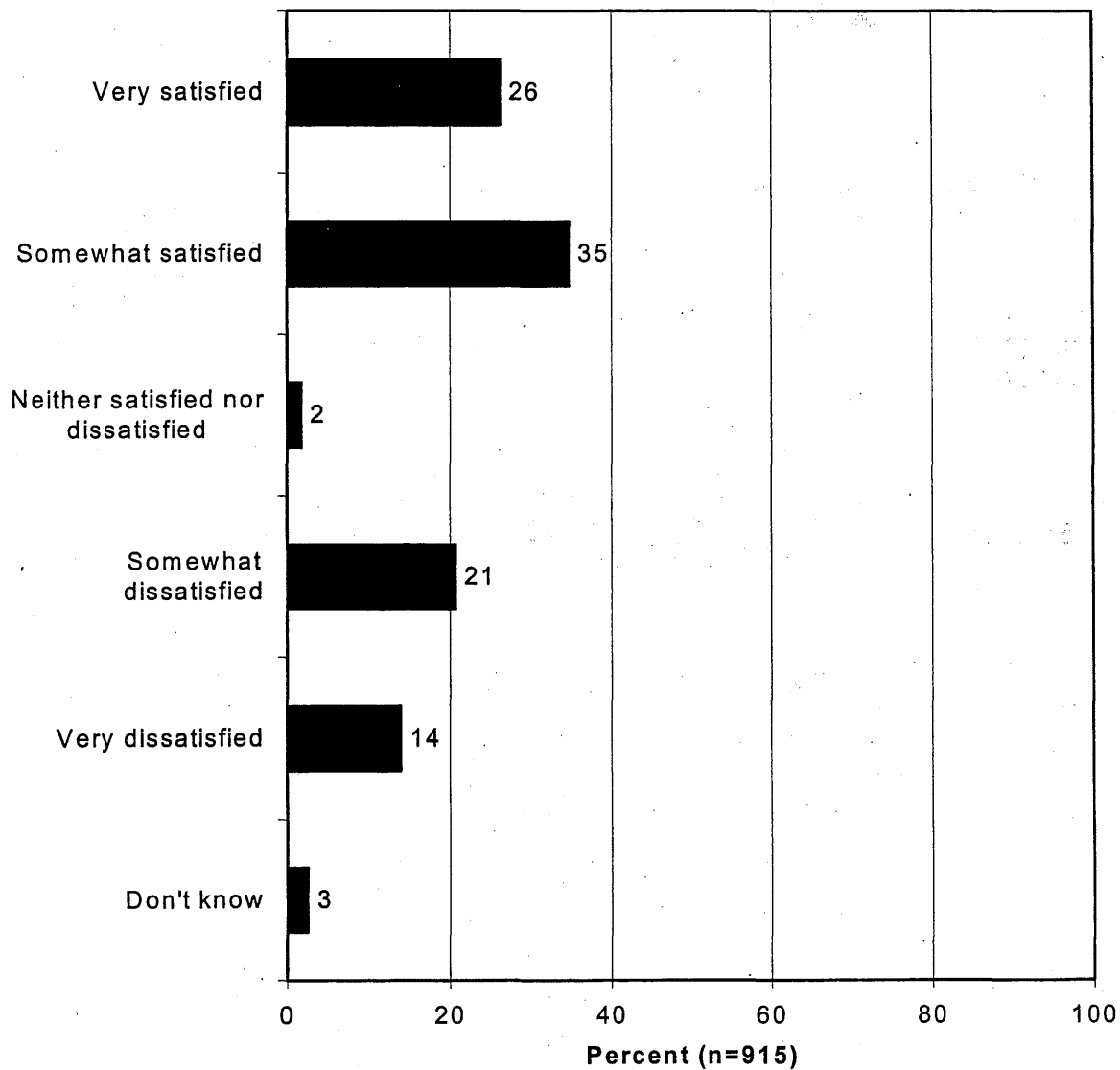
The survey found that 51% of hunters believed that there were enough adult bucks in the area in which they hunted most often, although a substantial percentage (46%) were dissatisfied with the number of adult bucks.

Q27. Would you say you are satisfied or dissatisfied with the number of adult bucks in the area where you hunted most often during the 2000 season?



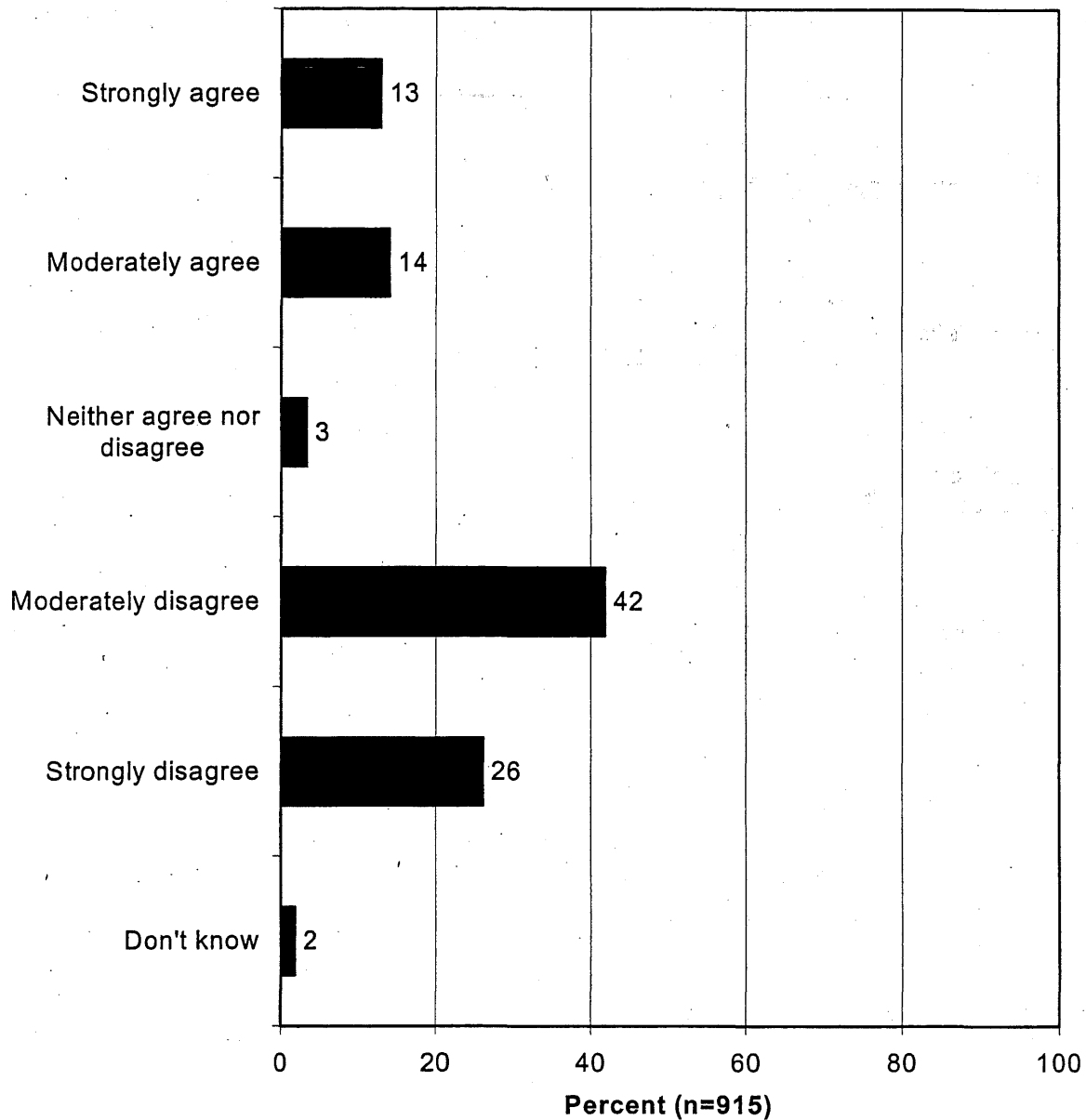
Moving from quantity to quality of deer, when asked whether they were satisfied with the quality of bucks in the area in which they hunted most often in 2000, 61% of respondents indicated that they were very or somewhat satisfied with the quality of bucks. This corresponds closely with those who indicated that they had heard of or seen big bucks in the area in which they most often hunted in 2000. However, a substantial percentage (35%) indicated that they were somewhat or very dissatisfied with the quality of bucks in the area in which they hunted most often in 2000.

Q28. Would you say you are satisfied or dissatisfied with the quality of adult bucks in the area where you hunted most often during the 2000 season?



Finally, regarding the area in which they hunted most often in 2000, most hunters (68%) moderately or strongly disagreed that there were too many other hunters in the area, although a substantial percentage (27%) felt that there were too many hunters in the area in which they most often hunted in 2000.

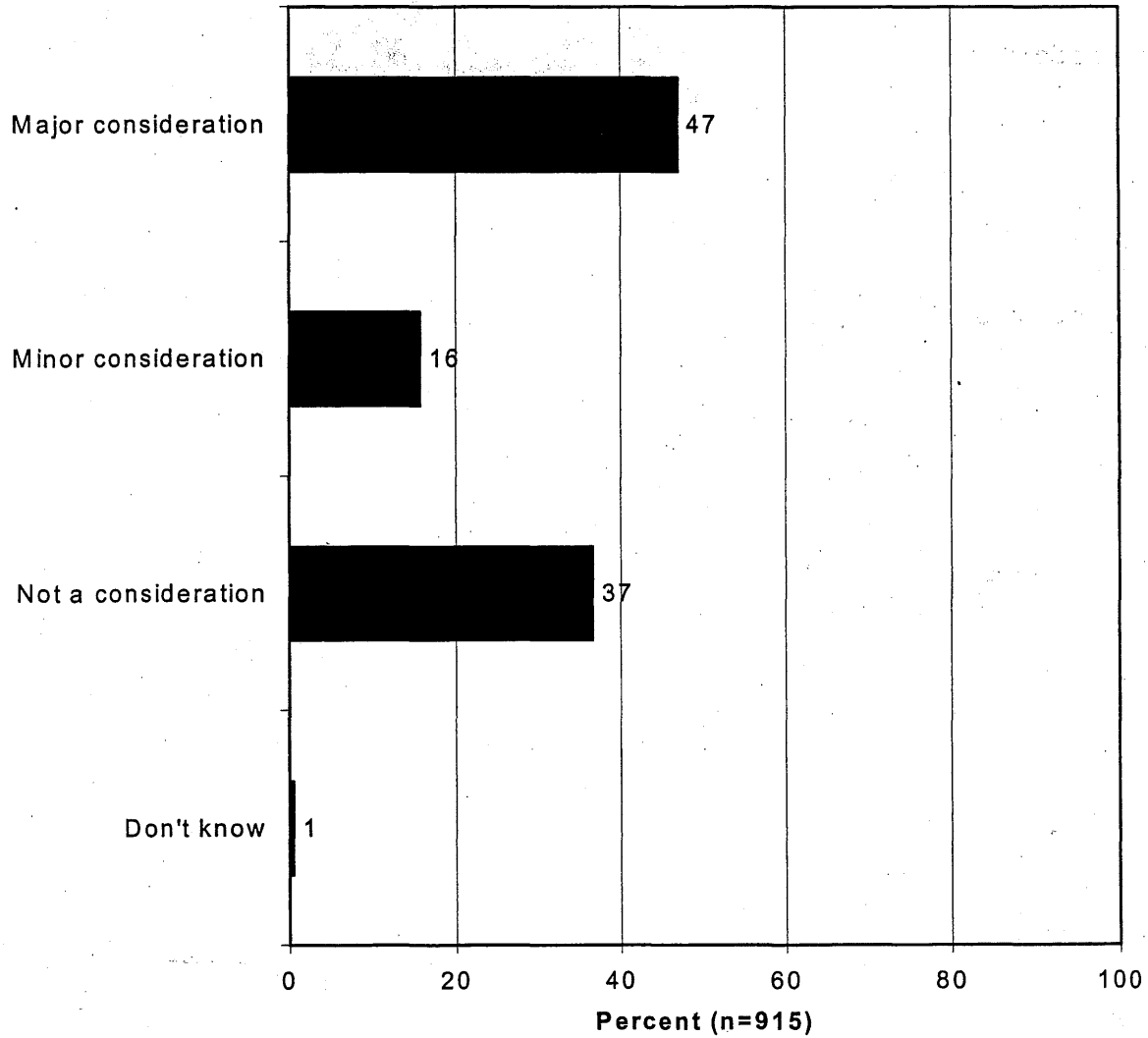
Q31. Do you agree or disagree that there were too many other hunters in the area where you hunted most often in 2000?



Factors Influencing Selection of Hunting Area in Minnesota

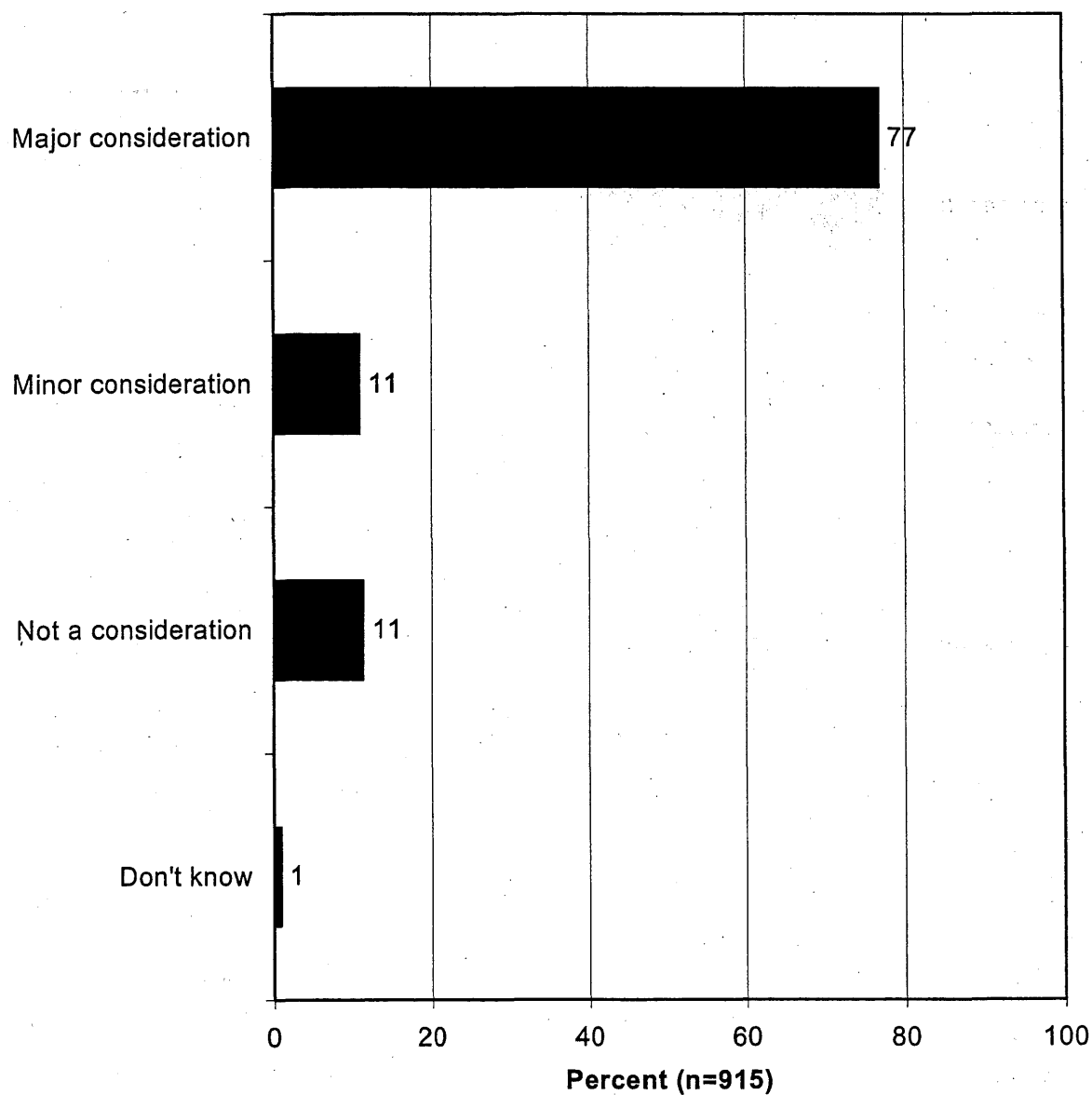
Of great interest to those studying hunter behavior are the factors influencing the selection of the area in which to hunt. The location of hunt area relative to home was a factor in the choice of hunt location for 63% of hunters surveyed, although only 47% indicated that it was a major consideration.

Q33. Was choosing an area to hunt because it was close to your home a major consideration, a minor consideration, or not a consideration at all when you selected an area to hunt last season?



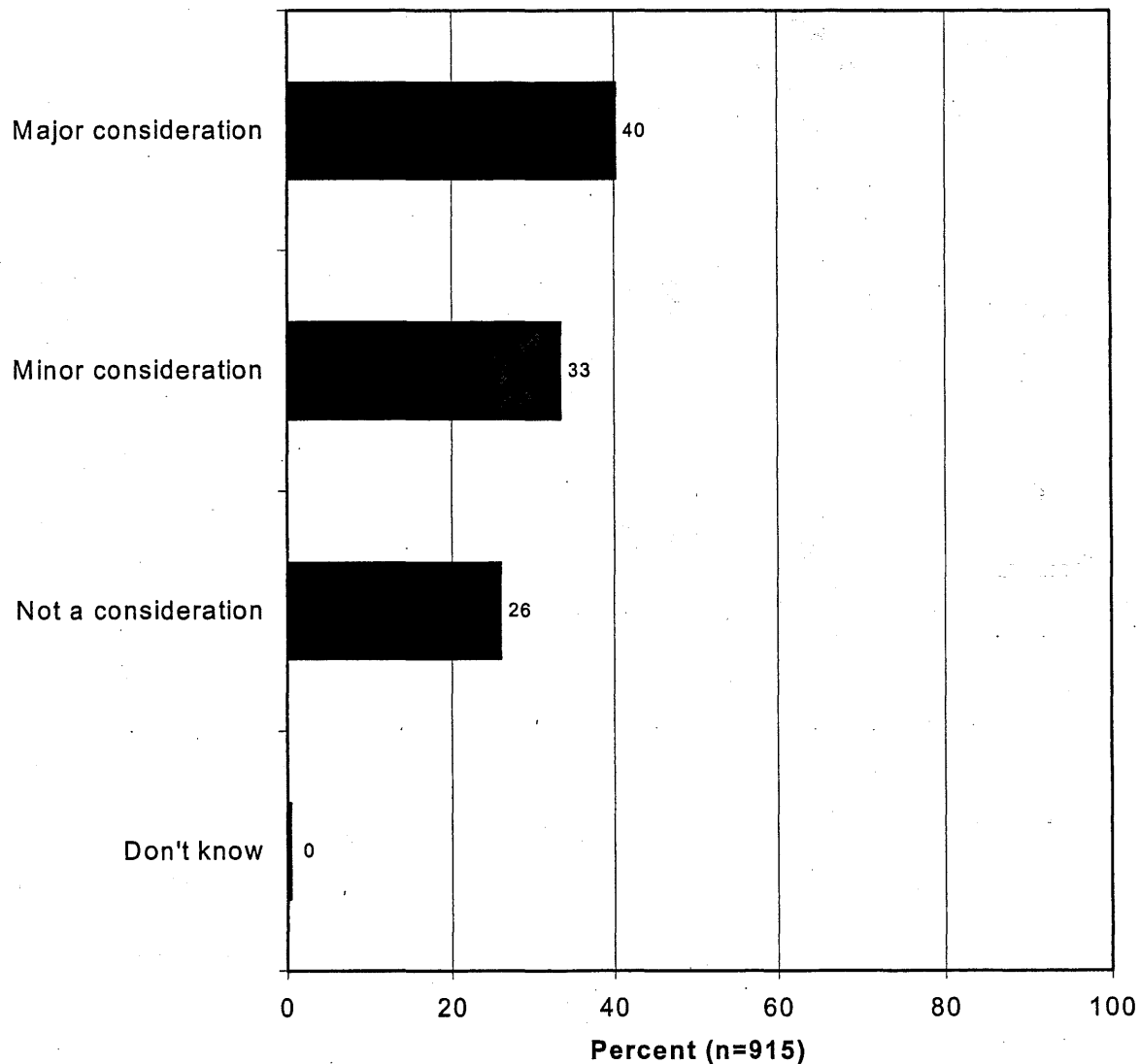
Of more importance than hunt location relative to home was familiarity with the hunt location. A huge majority of hunters (88%) indicated that one of the factors in choosing a hunt location was that they had hunted there before, with 77% saying that factor was a major consideration.

Q34. Was choosing an area to hunt because you had hunted the area before a major consideration, a minor consideration, or not a consideration at all when you selected an area to hunt last season?



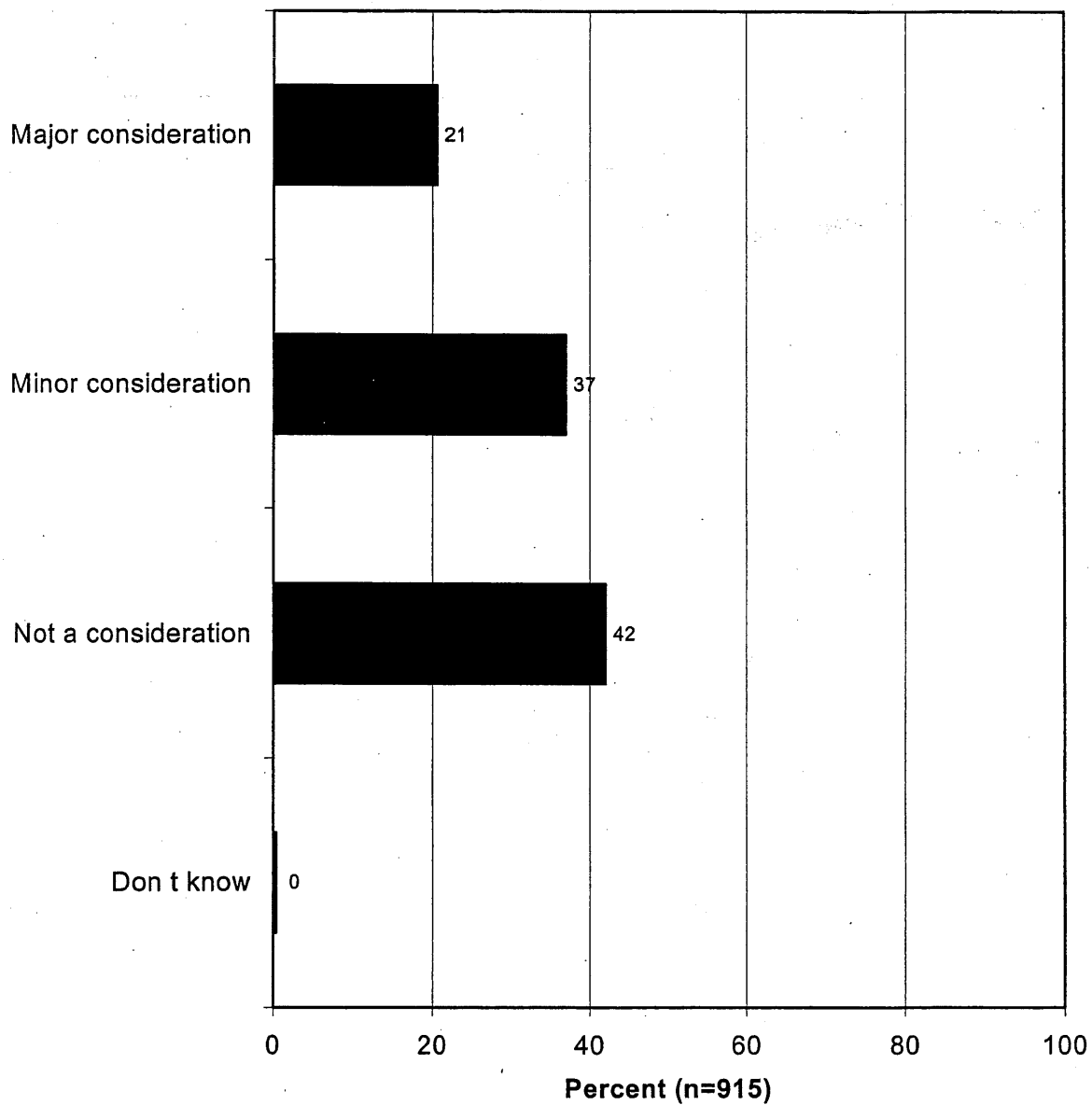
Interestingly, a greater percentage of hunters indicated that their familiarity with the hunt location was a factor in choosing a hunting location than whether they thought there were a lot of deer in the area in which they chose to hunt. The survey showed that the factor, "a lot of deer in the area," was a major or minor consideration in the choice of hunt location for 73% of the hunters, as opposed to 88% who said that familiarity was a major or minor consideration.

Q35. What about because you thought there were a lot of deer in the area? (Was that a major consideration, a minor consideration, or not a consideration at all when selecting an area to hunt last season?)



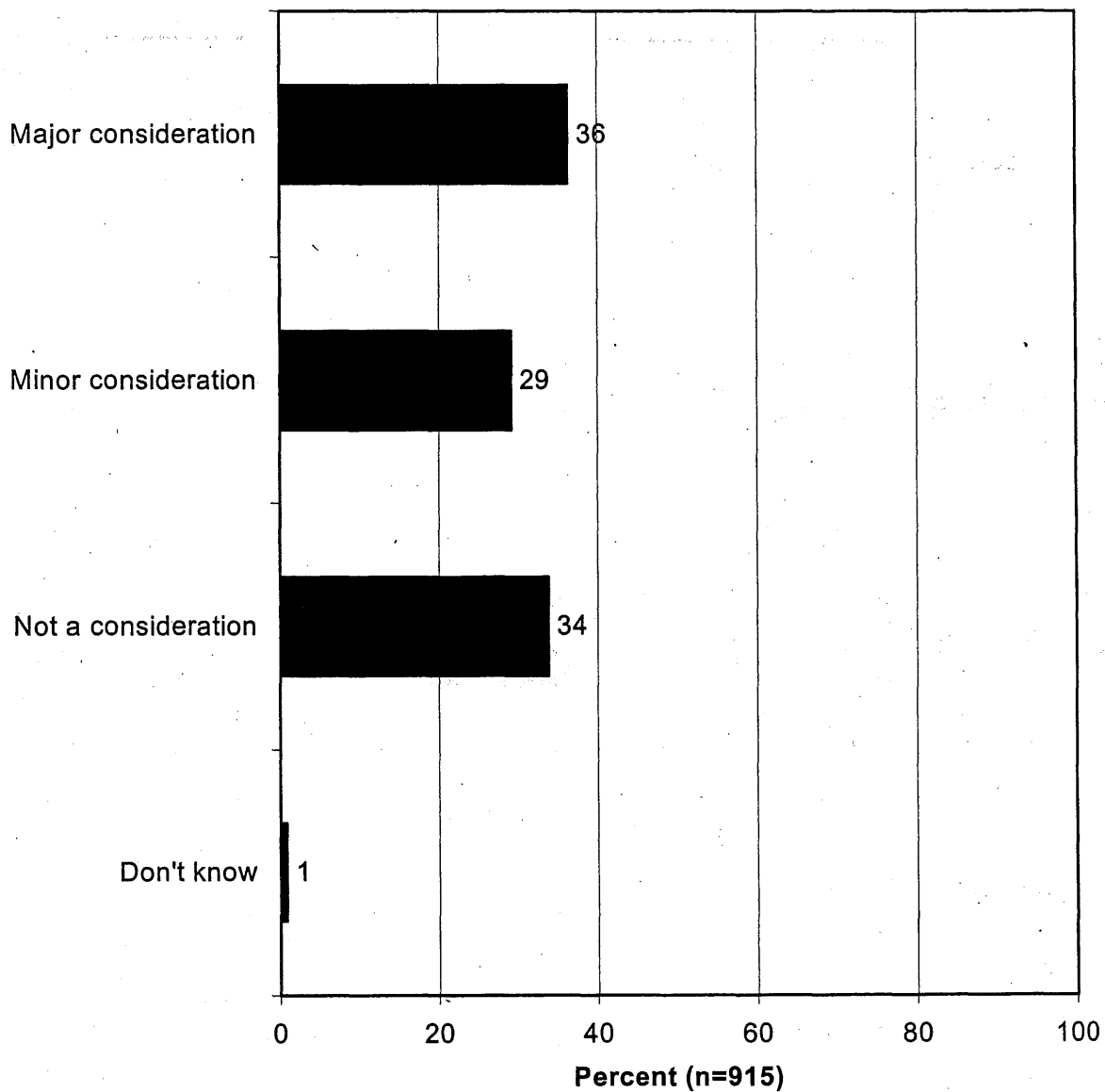
When asked further about their choice of a place to hunt, 58% of hunters indicated that a factor in their choice was whether they thought there were large-antlered bucks in the area. Only 21% of hunters said this was a major consideration.

Q38. What about because you thought there were large-antlered bucks in the area? (Was that a major consideration, a minor consideration, or not a consideration at all when selecting an area to hunt last season?)



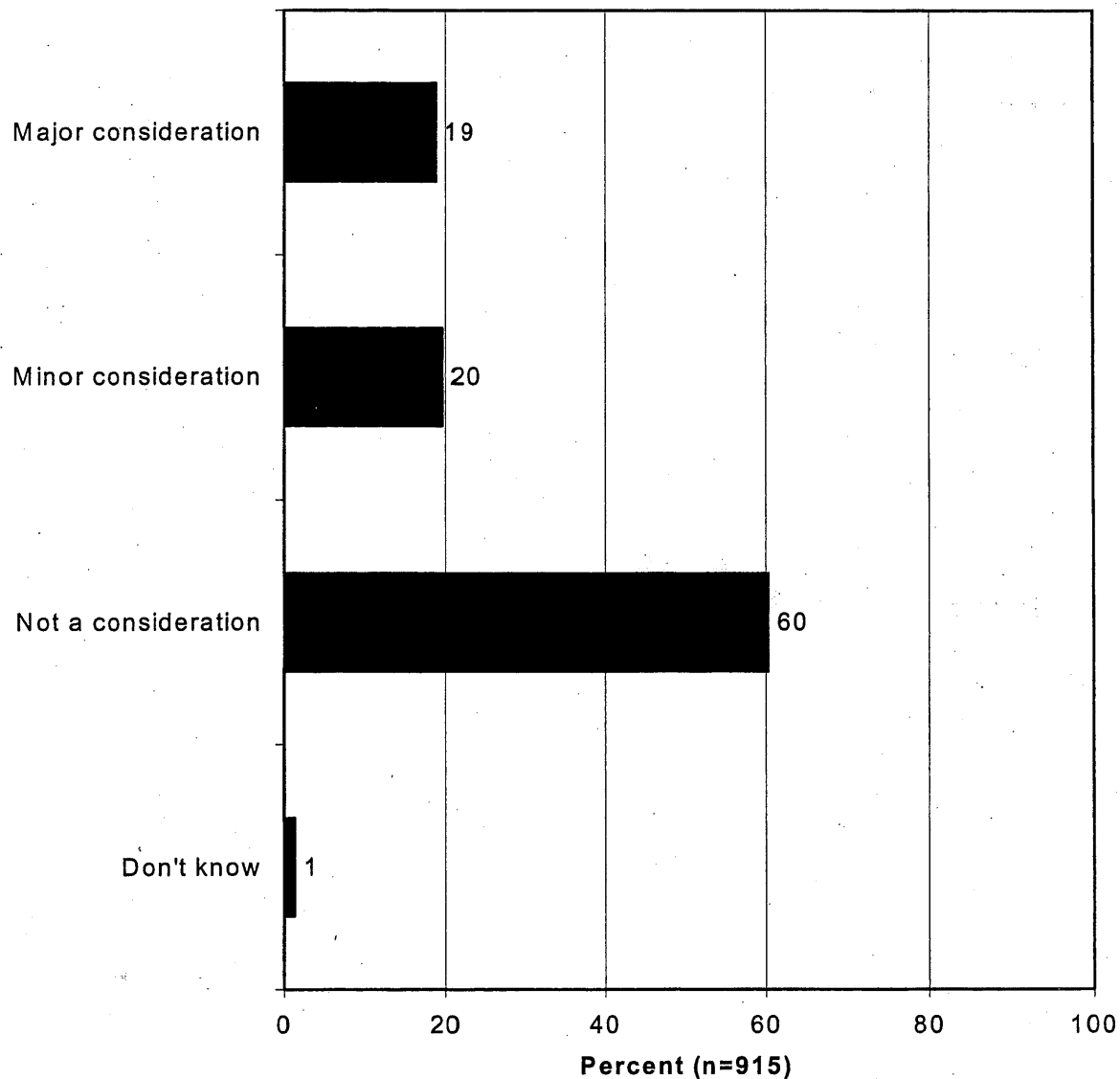
Another important consideration in the choice of hunting location was whether there were few other hunters in the area, with 65% of hunters saying that they considered this when choosing a place to hunt. More than a third, 36%, indicated that this was a major consideration.

Q36. What about because you thought there were few other hunters in the area? (Was that a major consideration, a minor consideration, or not a consideration at all when selecting an area to hunt last season?)



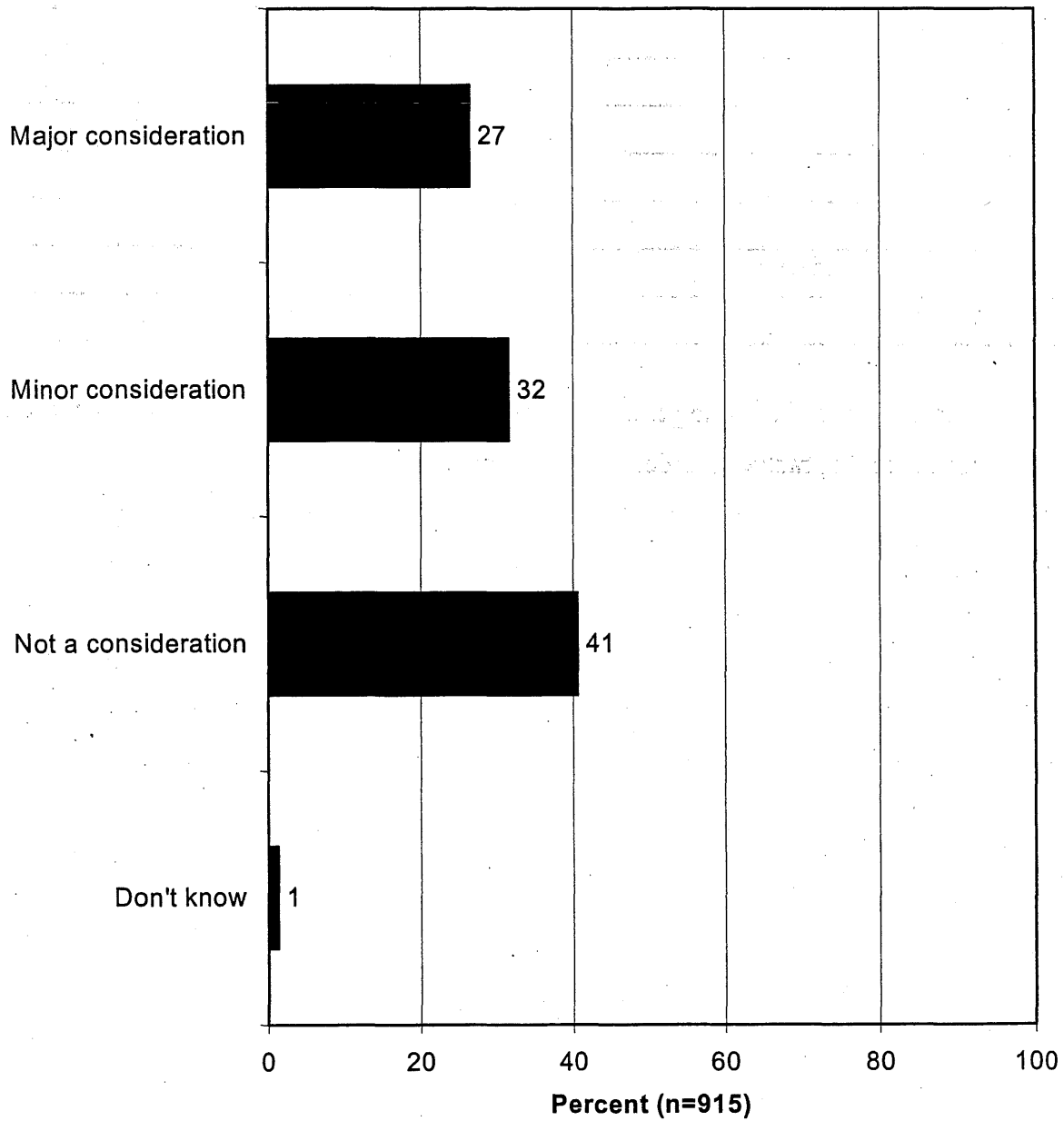
The survey shows that a majority of hunters did not consider whether the hunting area was open to public hunting in their choice of hunting location. Only 39% gave this as a major or minor consideration in their choice of hunting location, with less than a fifth (19%) giving this as a major consideration. This result may correspond to the relatively high percentage of hunters who hunt on private land.

Q37. What about because the area was open to public hunting? (Was that a major consideration, a minor consideration, or not a consideration at all when selecting an area to hunt last season?)



Finally, season dates for the particular hunting area was a major or minor consideration in the choice of hunting area for more than half (59%) of those surveyed, with 27% rating it as a major consideration.

Q39. What about because of the area's season dates? (Was that a major consideration, a minor consideration, or not a consideration at all when selecting an area to hunt last season?)



The following tabulation and graph help clarify the factors that were considerations in hunters' choice of hunting location. The tabulation is presented first, and the rows descend in order from highest to lowest *summed* percentage of those who considered it a *major or minor* factor in their choice.

Factor	% Indicating It Was a Major Consideration	% Indicating It Was a Minor Consideration	Summed %: Major and Minor Consideration
Had hunted there before	77	11	88
That there were a lot of deer	40	33	73
That there were few other hunters	36	29	65
That it was close to home	47	16	63
The season dates	27	32	59
That there were large-antlered deer	21	37	58
That it was open to public	19	20	39

The graph on the next page shows the percentages of respondents who said that the given reason was a major consideration, ranked in order of greatest percentage to least.

Q33-39. Percent of respondents who considered each of the following questions a major consideration in choice of hunting location

Q34. Was choosing an area to hunt because you had hunted the area before a major consideration, a minor consideration or not a consideration at all when you selected an area to hunt last season?

Q33. Was choosing an area to hunt because it was close to your home a major consideration, a minor consideration, or not a consideration at all when you selected an area to hunt last season?


Q35. What about because you thought there were a lot of deer in the area? (Was that a major consideration, a minor consideration, or not a consideration at all when selecting an area to hunt last season?)

Q36. What about because you thought there were few other hunters in the area? (Was that a major consideration, a minor consideration or not a consideration at all when selecting an area to hunt last season?)

Q39. What about because of the area's season dates? (Was that a major consideration, a minor consideration or not a consideration at all when selecting an area to hunt last season?)


Q38. What about because you thought there were large-antlered bucks in the area? (Was that a major consideration, a minor consideration or not a consideration at all when selecting an area to hunt last season?)

Q37. What about because the area was open to public hunting? (Was that a major consideration, a minor consideration or not a consideration at all when selecting an area to hunt last season?)



The tabulation and graph indicate that the most important consideration was whether the hunter had hunted in the area previously. Also of importance was whether the location was close to home, with that factor being the second highest among major considerations. Other factors of substantial importance include that there were a lot of deer and that there were few other hunters. Below is a graph showing the same factors in hunting location choice ranked by percentage of major *and* minor consideration responses.

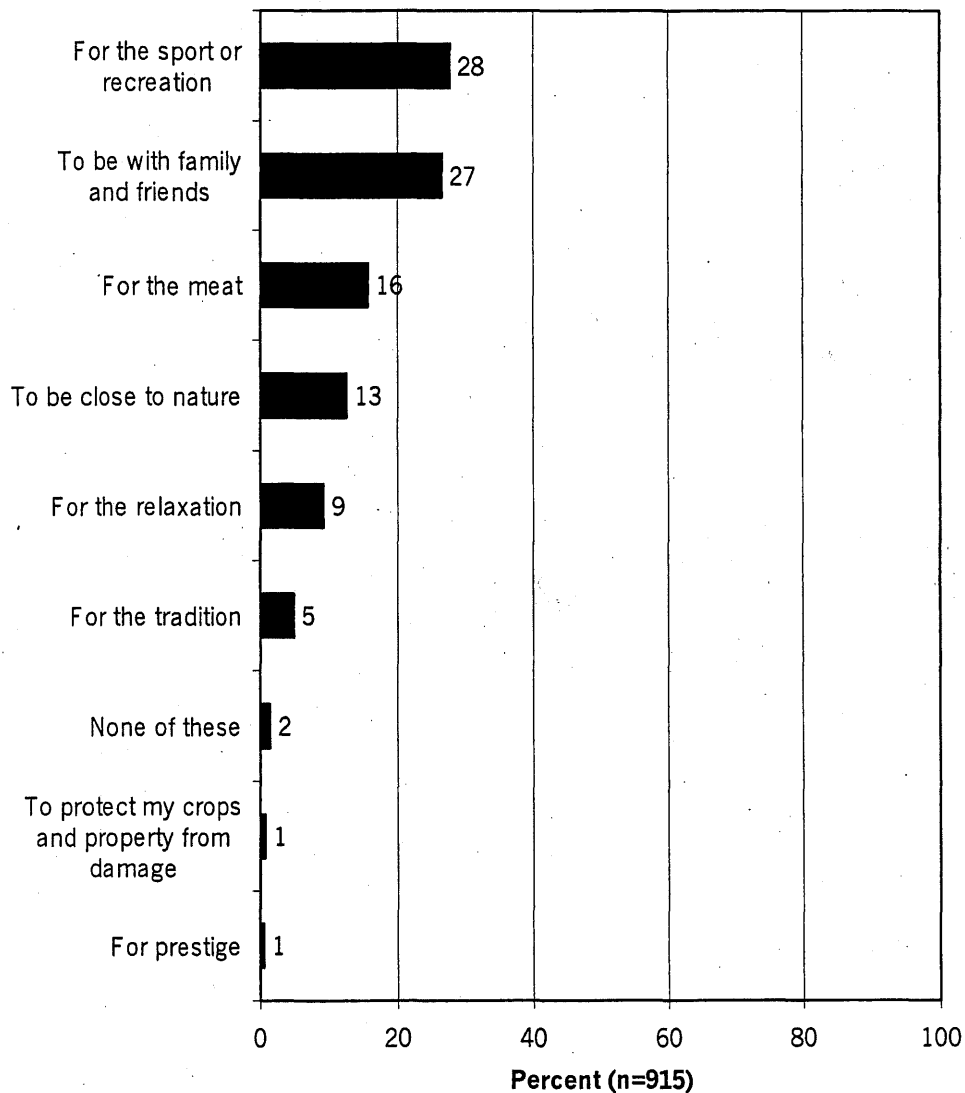
Q33-39. Percent of respondents who considered each of the following questions a major and minor consideration in choice of hunting location



Motivations for Deer Hunting Participation

The survey examined motivations for participation in deer hunting. While the answers were somewhat varied (e.g., to be with friends and family, for the meat, for prestige), two factors make up more than half of the responses: for the sport or recreation (28%) and to be with family and friends (27%).

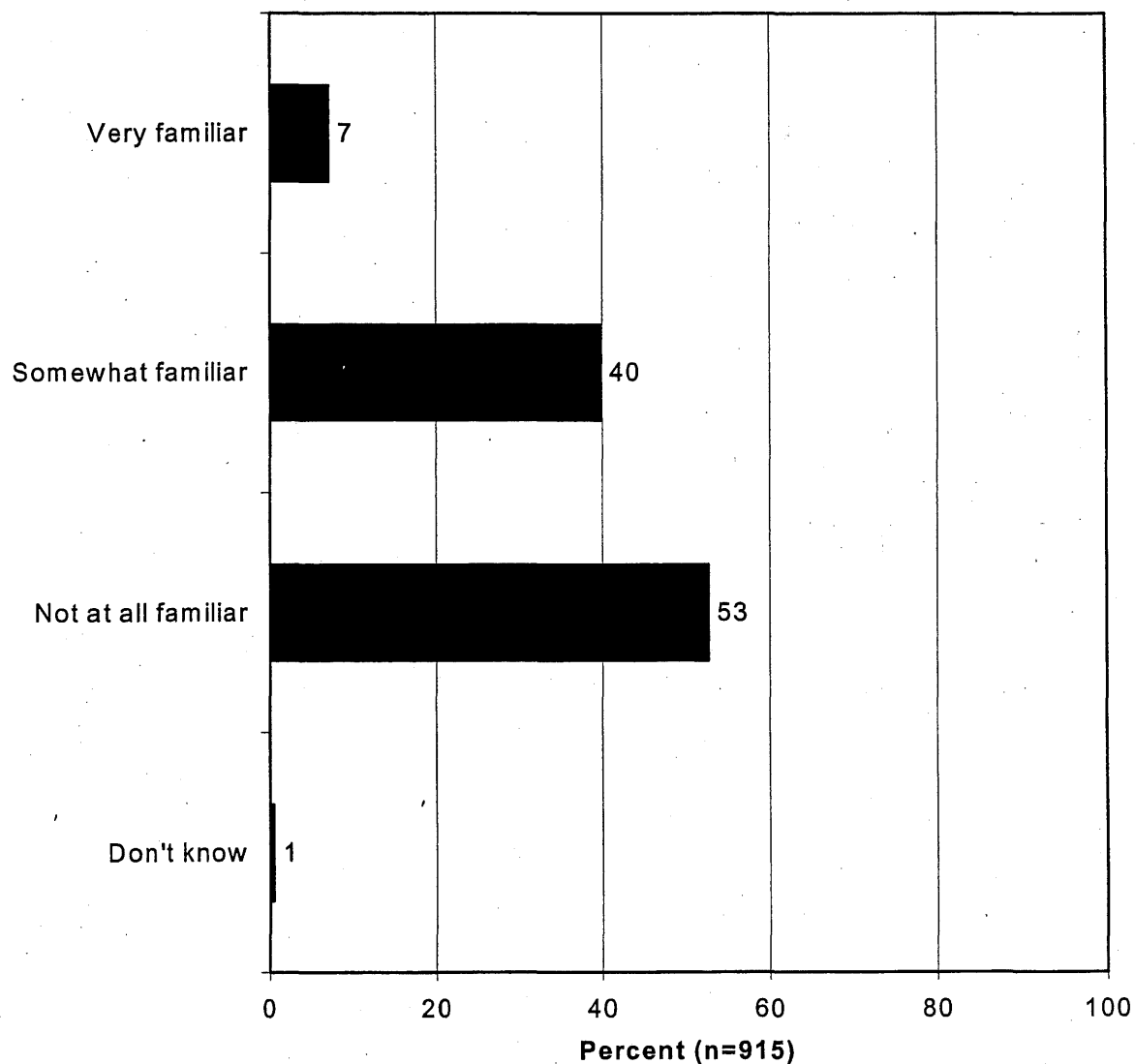
Q45. Now I'm going to read some reasons why people might deer hunt. Please tell me which reason BEST describes why you, personally, deer hunt.



Opinions on and Attitudes Toward Quality Deer Management in Minnesota

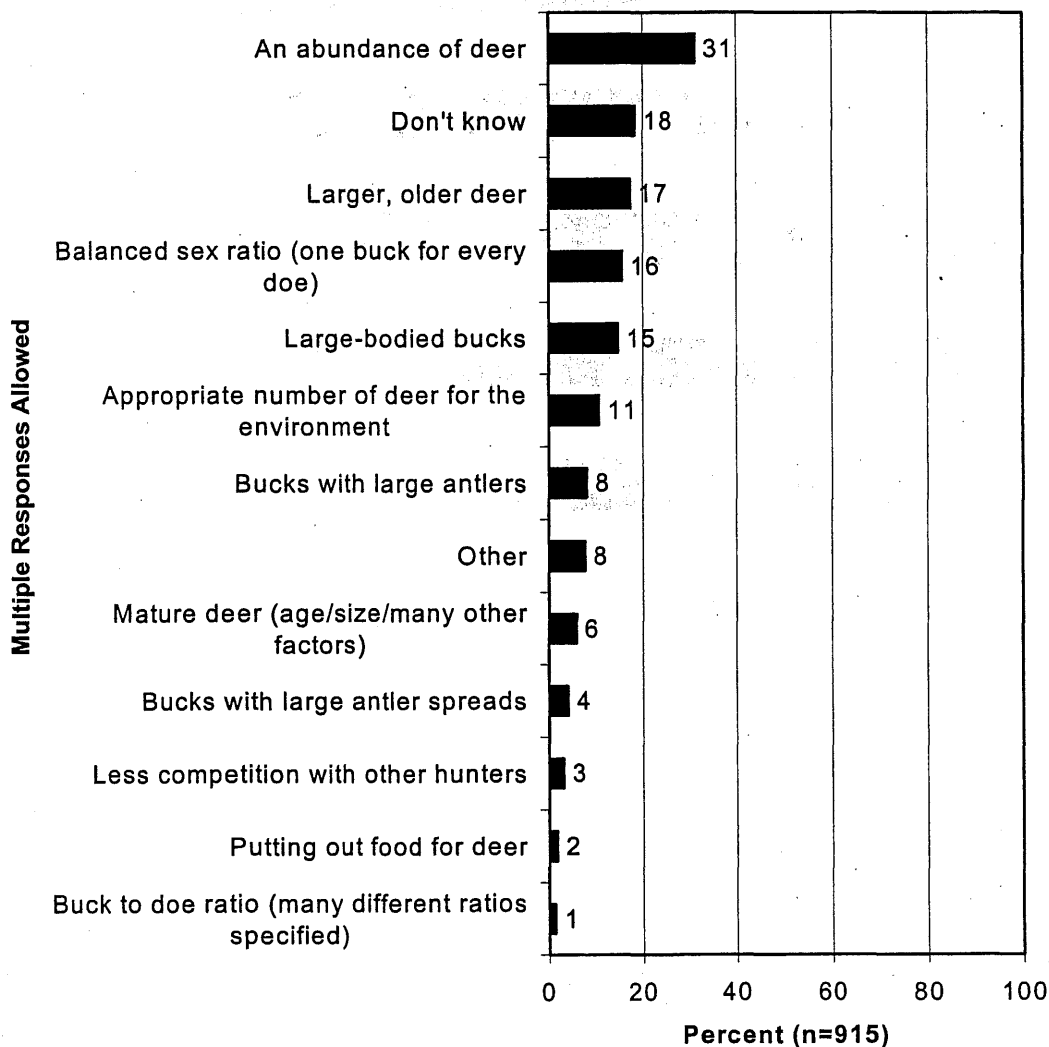
The survey asked 15 questions about Quality Deer Management (QDM) and deer management in general. The initial question pertaining to QDM and deer management was to ascertain whether hunters were familiar with QDM, and 53% indicated that they were not familiar. Conversely, 47% were very or somewhat familiar with QDM.

Q48. How familiar are you with the deer management philosophy called Quality Deer Management? Would you say you are very familiar, somewhat familiar, or not at all familiar with Quality Deer Management?



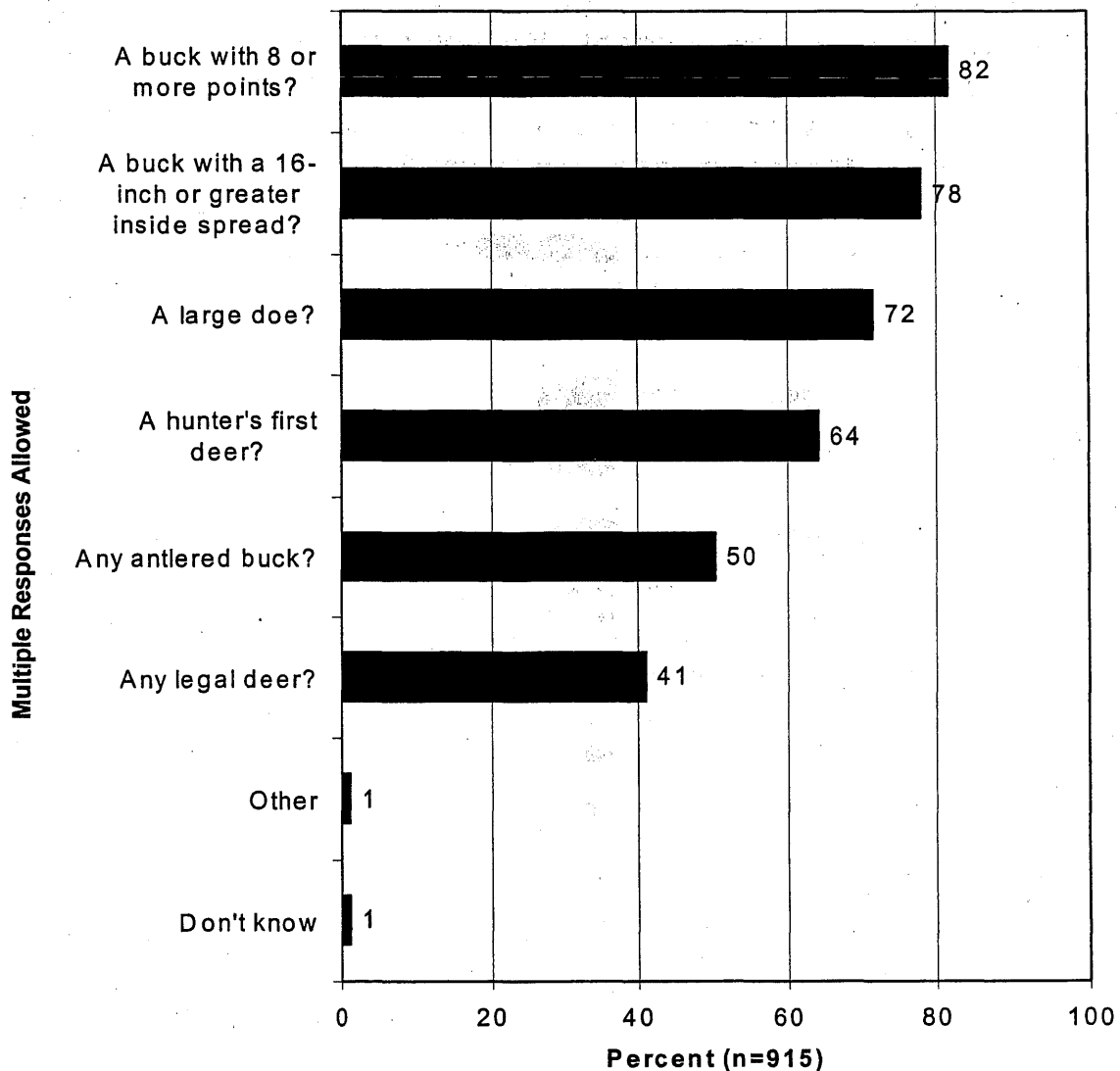
The survey asked about hunters' opinions of QDM, and many of the items that received the greatest number of responses pertained to the amount of deer (e.g., an abundance of deer—31%, balanced sex ratio—16%, appropriate number of deer for the environment—11%) or the size and quality of deer (e.g., larger, older deer—17%, large-bodied bucks—15%, bucks with large antlers—8%, bucks with large antler spreads—4%).

Q50. Quality Deer Management is a popular term used in deer management. However, the word "quality" means different things to different people. What exactly does Quality Deer Management mean to you?



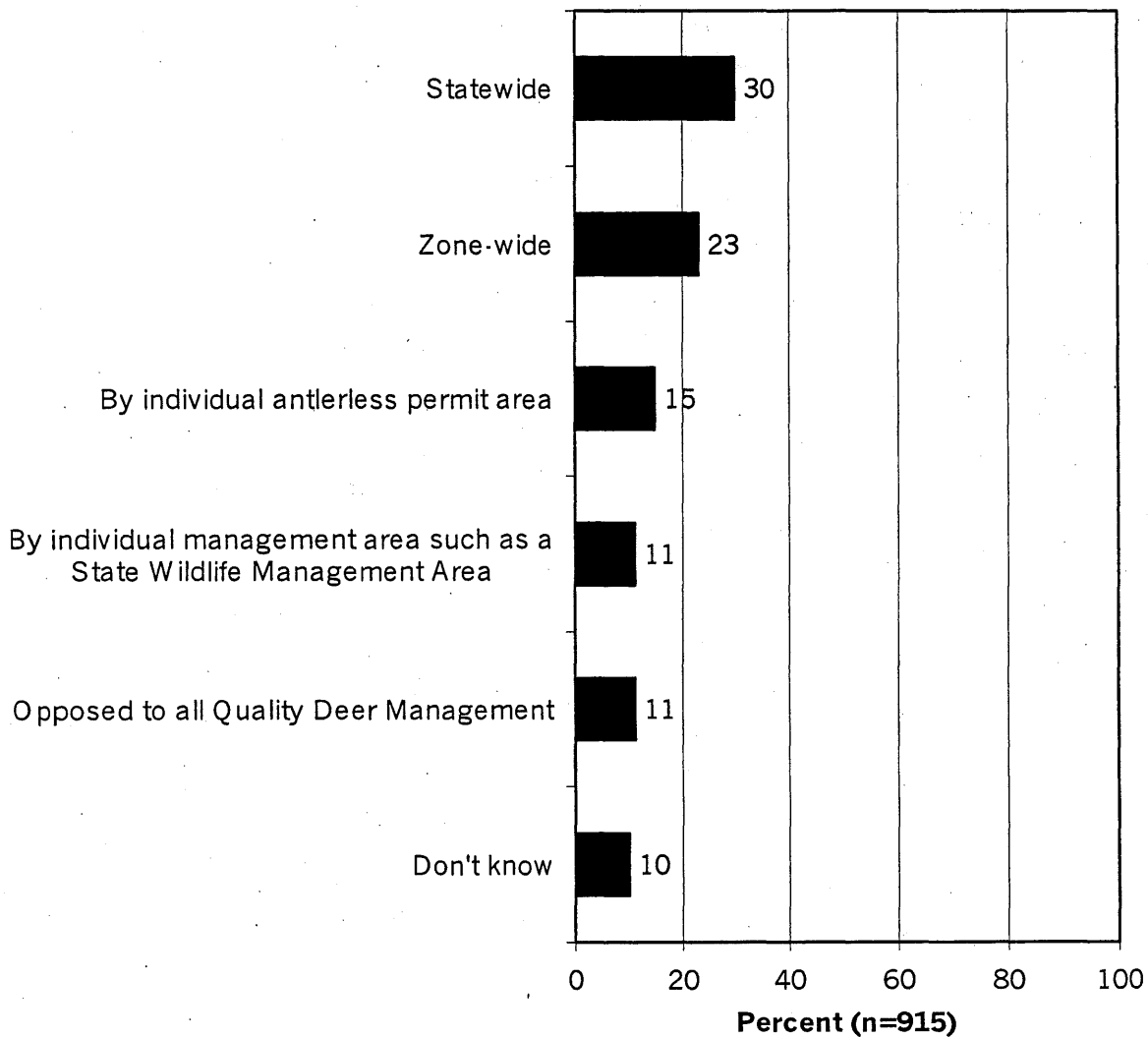
Similar to question 50, the survey asked about hunters' opinions of what was meant by quality deer. Size of the antler (measured by points or by spread) or size of the deer had high rates of response as a quality deer. Also high on the list was a hunter's first deer, which actually is dependent on the hunter, not the deer.

Q53. Now I'm going to read a list of several types of deer, and I want to know if you consider each one to be a quality deer.



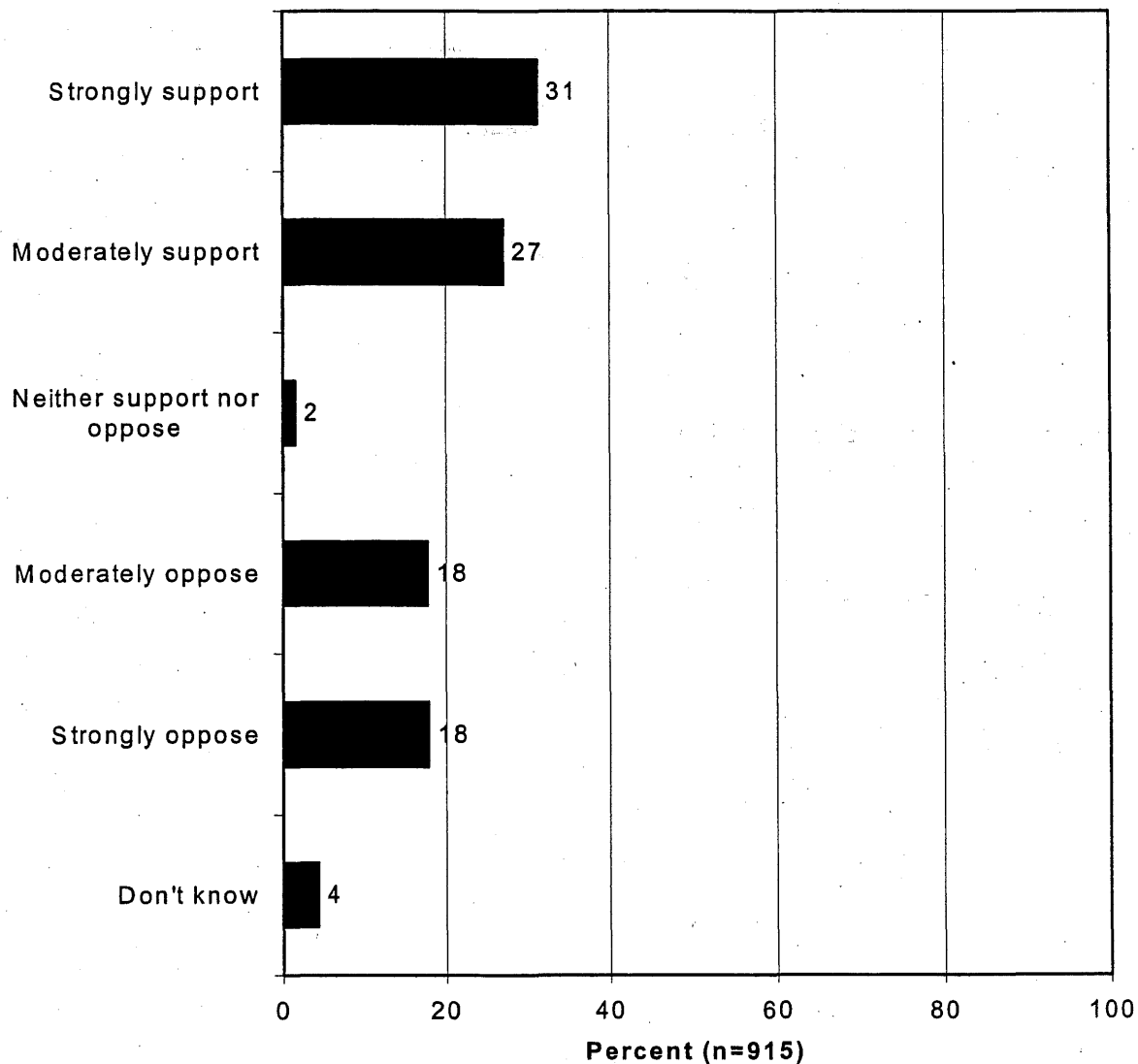
Before this question was asked, the respondent was informed that most QDM programs focus on protection of younger bucks to increase the number of older large-antlered bucks. The survey does not show strong support for having QDM applied statewide (30%); however, nearly half of hunters surveyed think that QDM should be applied in some specific location (49%). Only 11% indicated complete opposition to QDM.

Q65. Would you prefer to see Quality Deer Management applied statewide, zone-wide, by individual antlerless permit area, by individual management area such as a State Wildlife Management Area, or are you opposed to all Quality Deer Management?



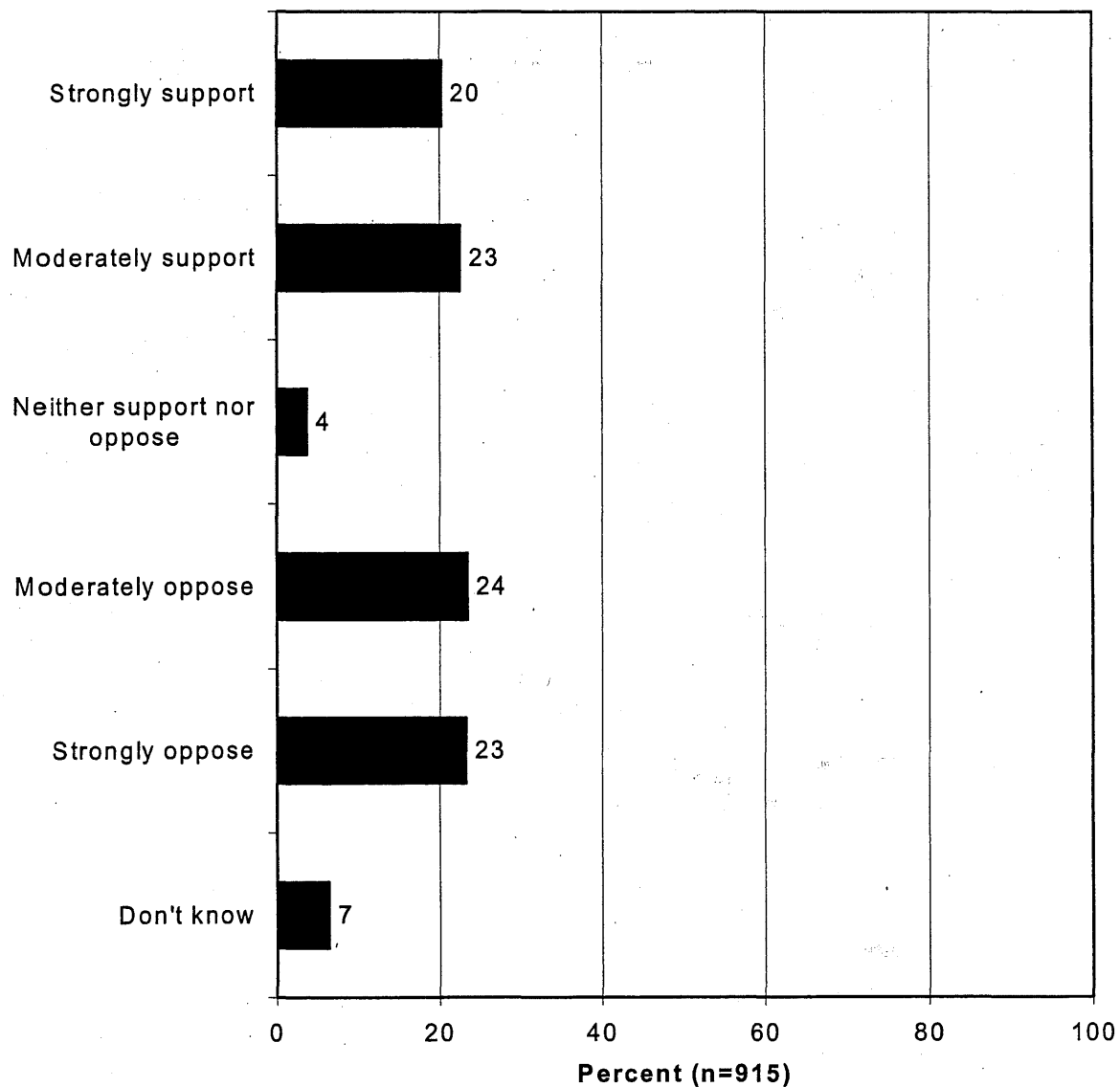
The survey included questions about specific regulations for managing deer. A majority (58%) indicated that they would strongly or moderately support protecting small-antlered bucks to increase the odds of shooting large-antlered bucks in later years. However, a substantial percentage (36%) of hunters were moderately or strongly opposed to this suggested regulation. It is interesting that hunters had definite opinions regarding this suggested regulation, with only 2% indicating that they neither supported nor opposed it.

Q55. Would you support or oppose a regulation protecting small-antlered bucks in exchange for increased odds of shooting large-antlered bucks in later years?



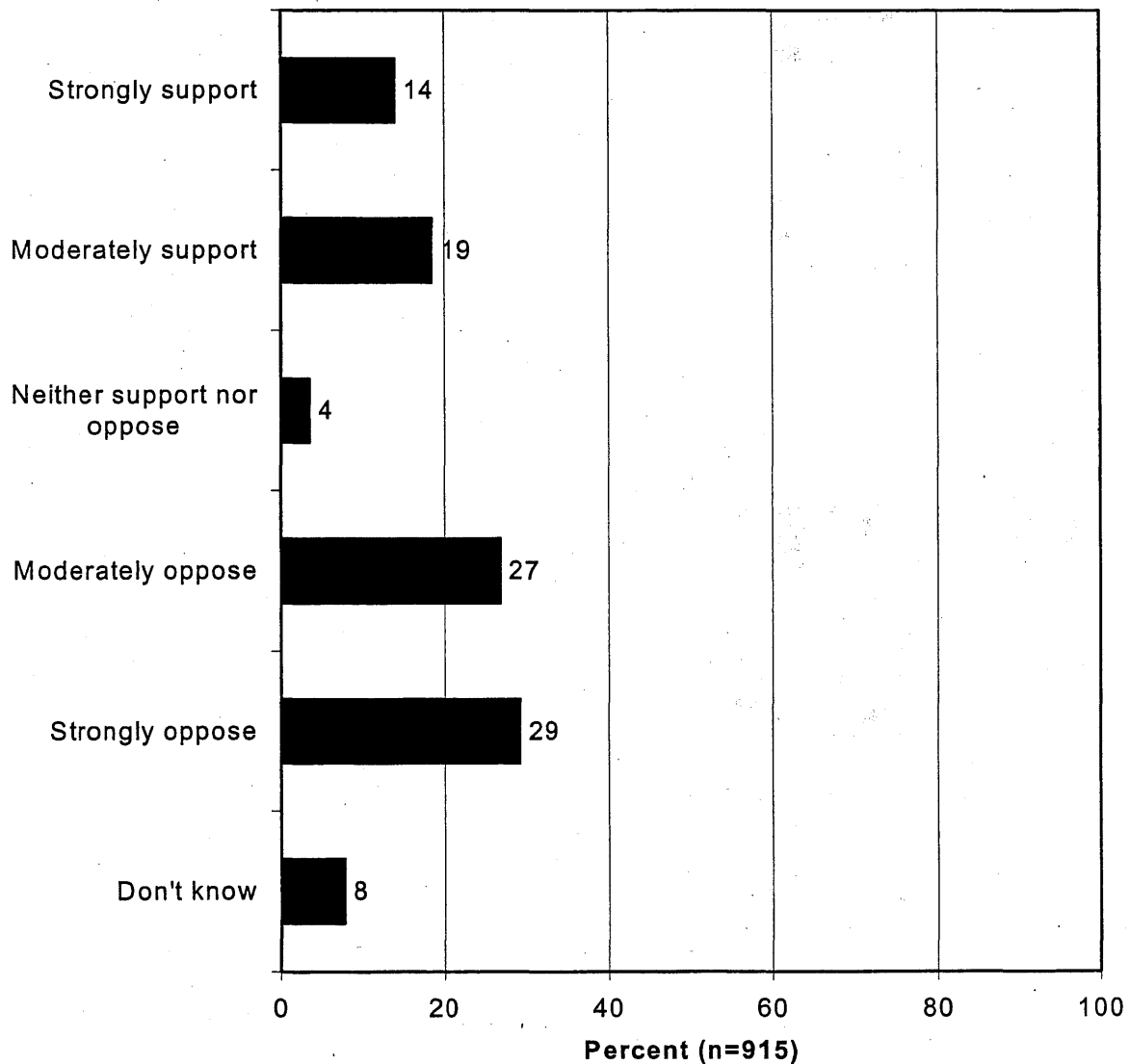
Similar to question 55, the survey asked hunters if they would support or oppose having the DNR manage for large-antlered bucks. Again, very few (4%) indicated neither support nor opposition to this suggested regulation. Otherwise, the results were quite close, with 43% strongly or moderately supporting the suggested regulation, and 47% moderately or strongly opposing the suggested regulation.

Q56. Would you support or oppose the DNR managing for large-antlered bucks, if it meant fewer overall deer?



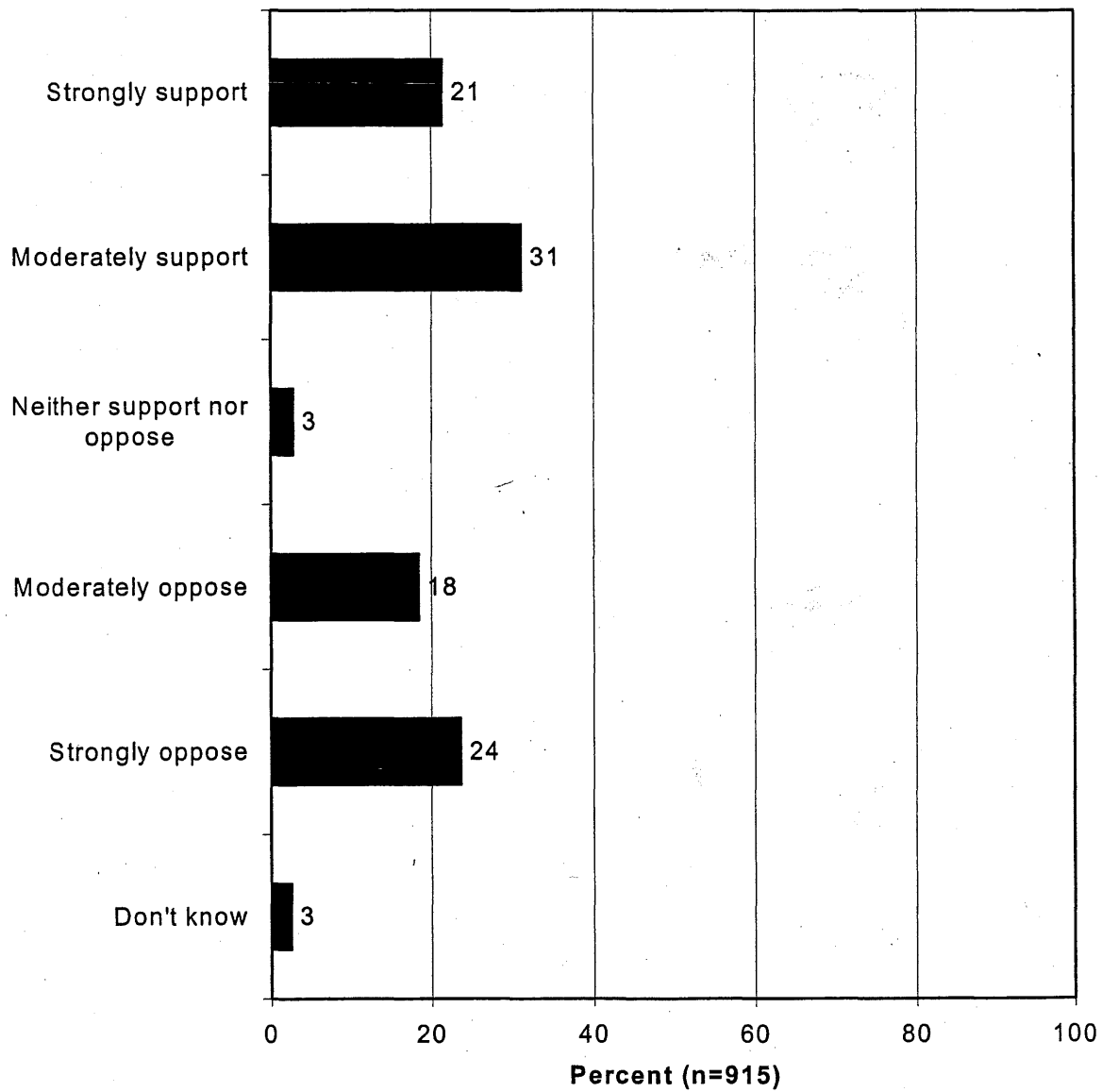
The survey found that there was not broad support for having the DNR manage for large-antlered bucks, with only 33% indicating support for this suggested approach. In contrast, 56% indicated their opposition to this suggested approach. Again, like other questions about suggested approaches to deer management, hunters had definite opinions about this question, with only 4% indicating that they neither supported nor opposed this suggested approach to deer management.

Q57. Would you support or oppose the DNR managing for large-antlered bucks, if it meant that the overall deer population would be less productive, meaning it would take longer for recovery after severe winters?



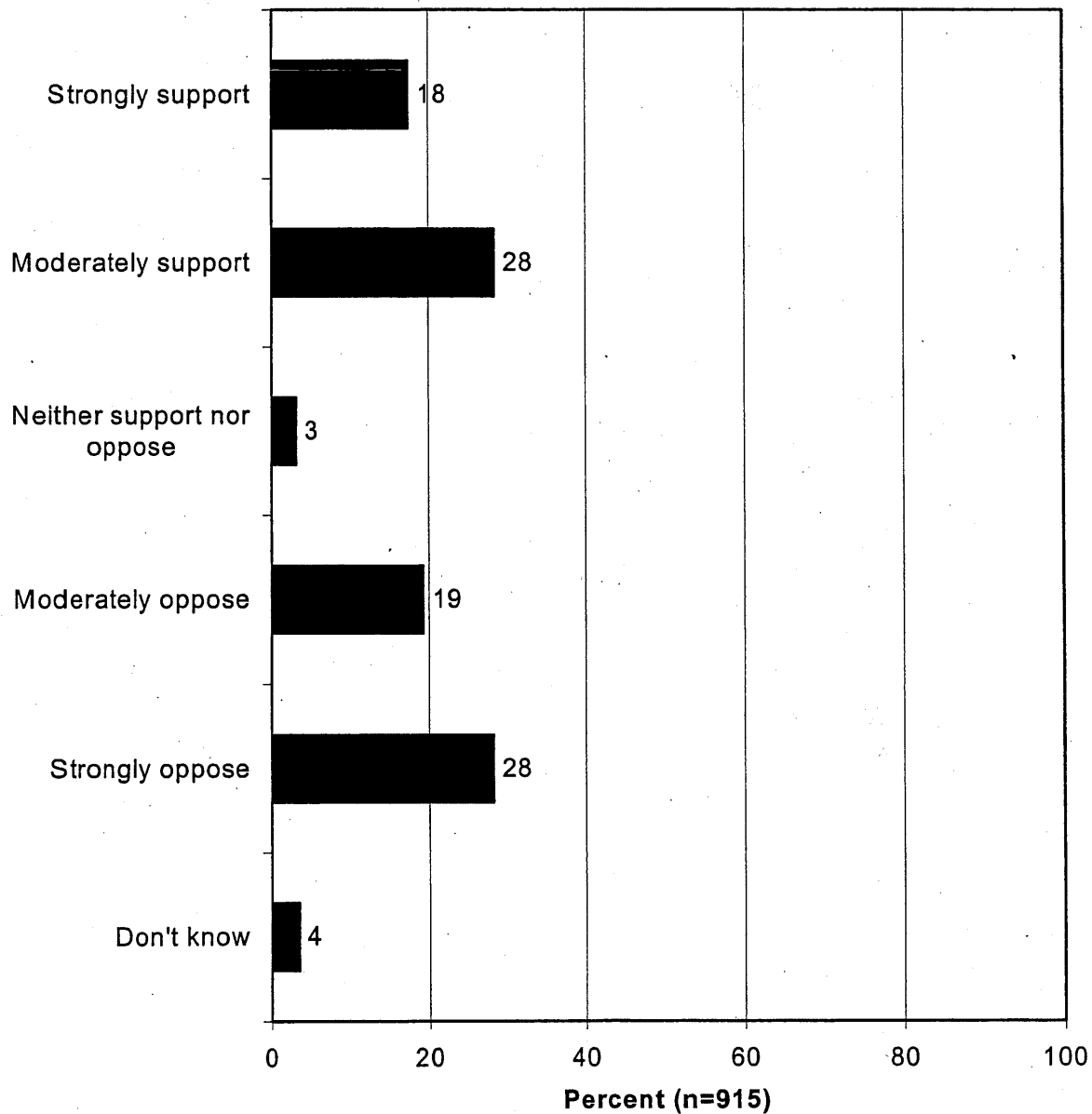
When asked about support or opposition to limiting the number of days that an antlered buck could be taken as a way to protect bucks, 52% of hunters indicated support for such action. However, a substantial percentage (42%) opposed such action. As with other questions about deer management, very few (3%) indicated that they neither supported nor opposed such action.

Q58. Would you support or oppose limiting the number of days within a deer season that antlered bucks may be taken as a way to protect bucks?



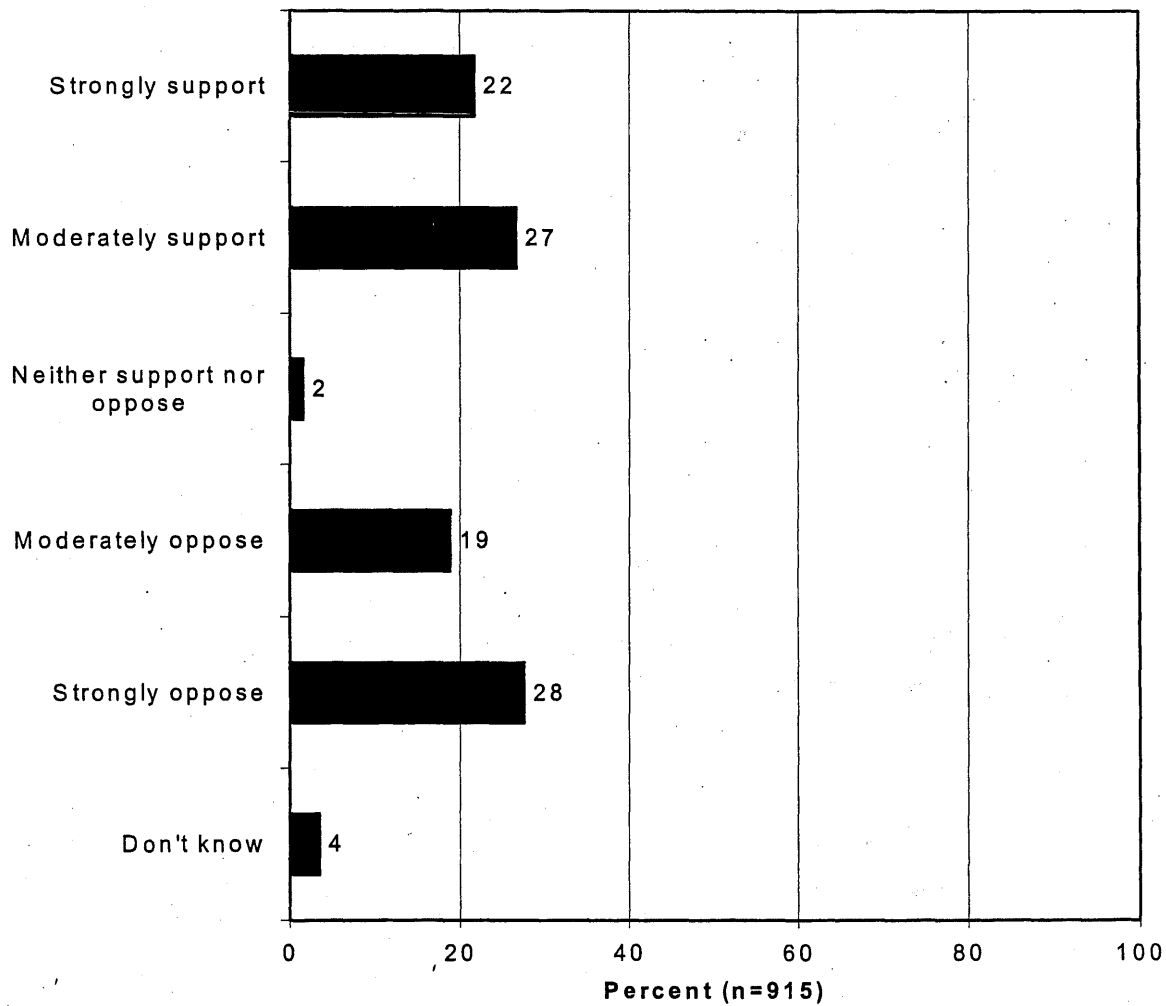
When asked if they would support or oppose limiting the number of hunters who are allowed to take antlered bucks as a way to protect bucks, respondents were evenly divided on this issue: 46% indicated support and 47% indicated opposition. Only 3% neither supported nor opposed such action.

Q59. Would you support or oppose limiting the number of hunters who are allowed to take antlered bucks as a way to protect bucks?



The results of question 60, where hunters were asked if they supported or opposed antler point restrictions as a way to protect younger bucks, were nearly evenly divided between support (49%) and opposition (47%), with only 2% indicating that they neither supported nor opposed antler point restrictions.

Q60. Would you support or oppose limiting the size of bucks that hunters may take through antler point restrictions as a way to protect younger bucks?



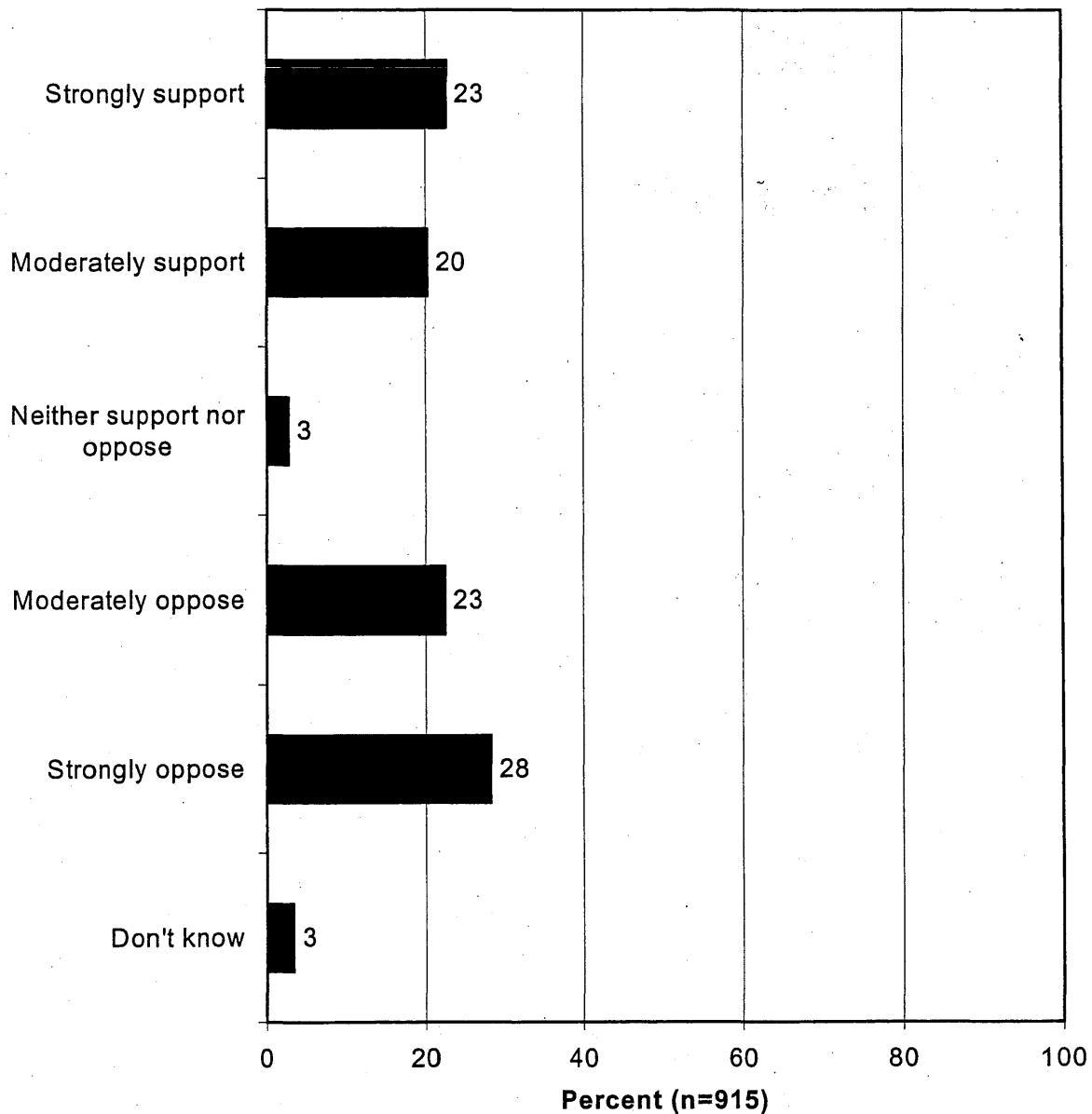
Question 61. If such an antler point restriction was applied, how many total points should a buck have in order to be legally harvested?

Mean	Standard Deviation	N
5.00	2.00	769*

*Those answering "don't know" to this question were not counted in sample.

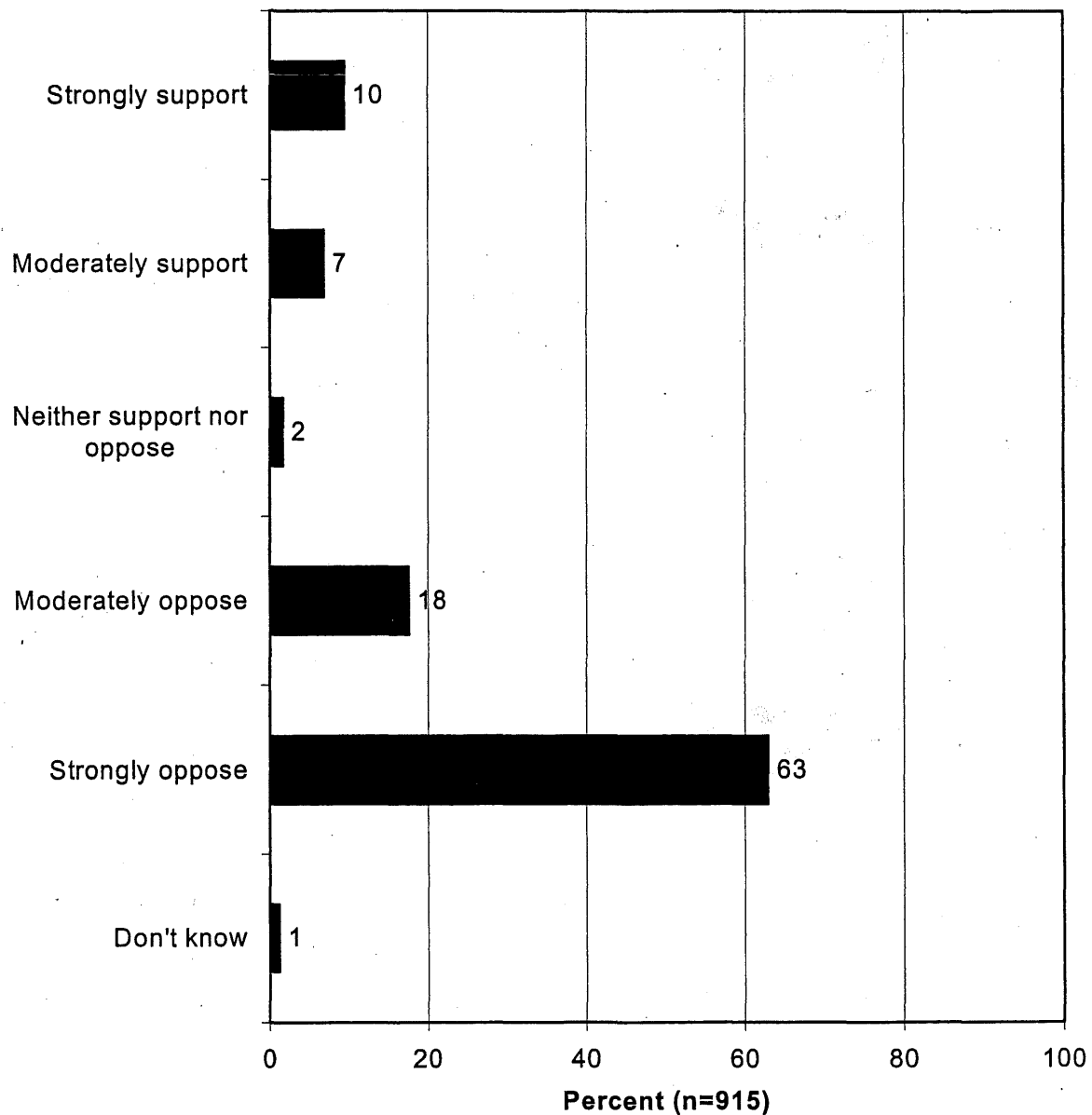
There was a slight edge in those who opposed opening the firearms season after the peak of the rut, with 51% moderately or strongly opposing and 43% strongly or moderately supporting. As with other questions about specific deer management proposals, hunters did not sit on the fence regarding this issue: only 3% neither supported nor opposed.

Q62. Would you support or oppose opening the firearms season after the peak of the rut (mid-November) as a way to protect bucks?



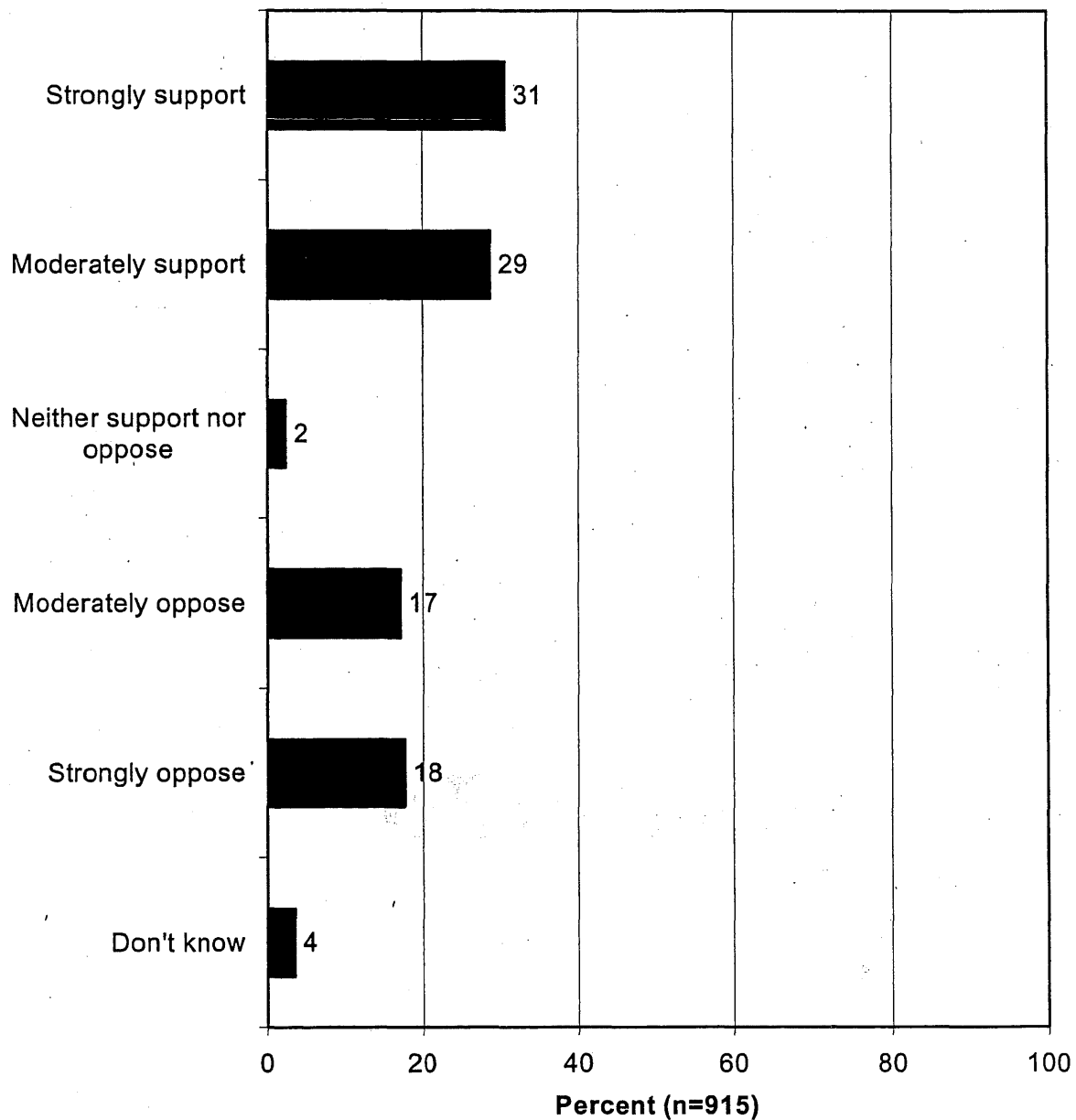
One of the few questions about specific deer management proposals for which opinions were not fairly evenly divided, question 63 asked about support for party hunting. A large majority (81%) were moderately or strongly opposed to eliminating party hunting as a way to protect antlered bucks. Once again, very few had no opinion, with only 2% neither supporting or opposing.

Q63. Would you support or oppose eliminating party hunting as a way to protect antlered bucks?



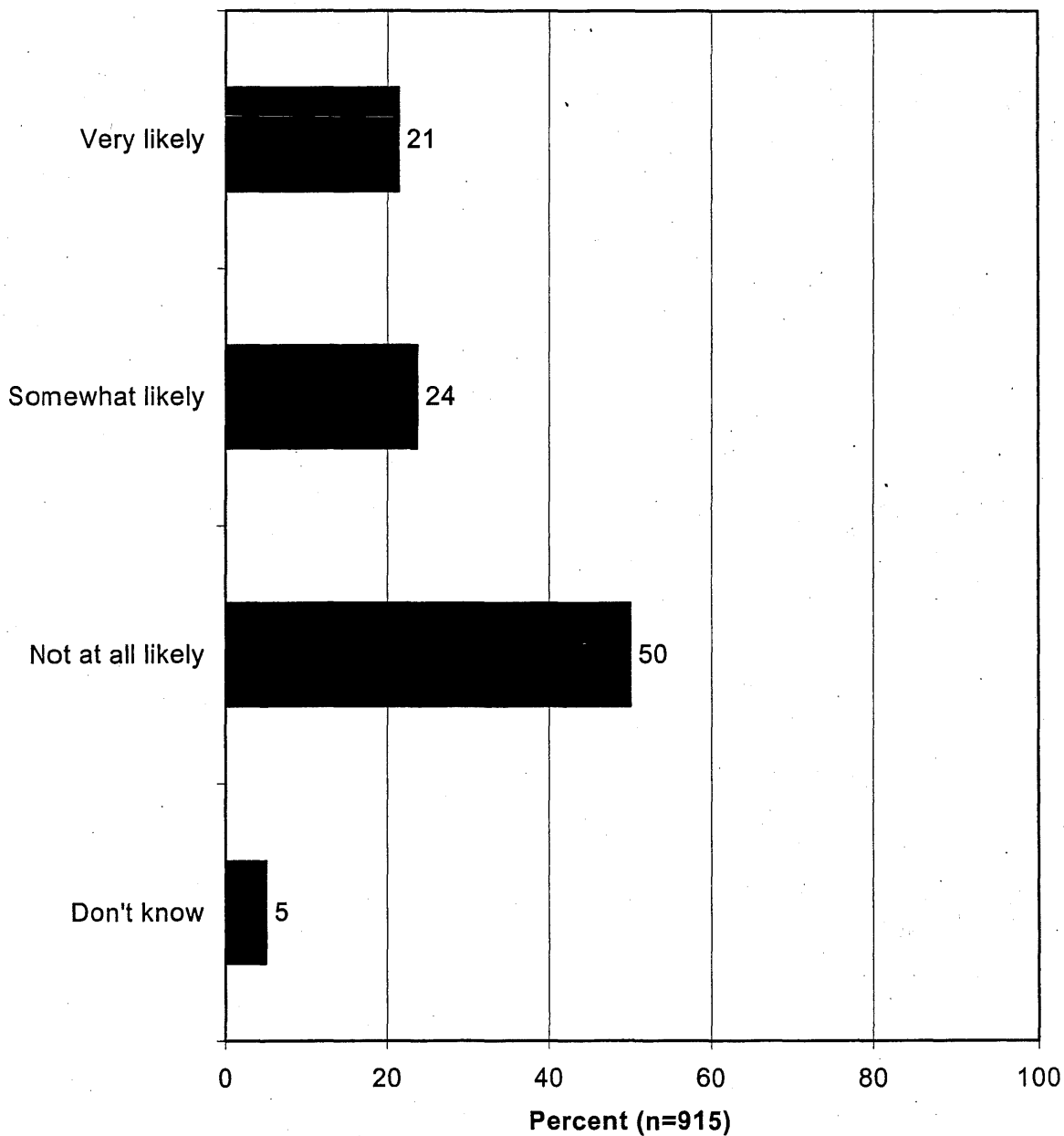
The results of question 64, in which the regulation was proposed that hunters be required to shoot an antlerless deer prior to shooting an adult buck, show that 60% supported such a regulation and 35% opposed it.

Q64. In areas which could support additional harvest, would you support or oppose requiring hunters to shoot an antlerless deer prior to shooting an adult buck?



If the state manages specific areas for older, large-antlered bucks, a little less than half of hunters (45%) indicated that they would be very or somewhat likely to pay an additional fee to hunt in such an area. On the other hand, 50% would be not at all likely to do so.

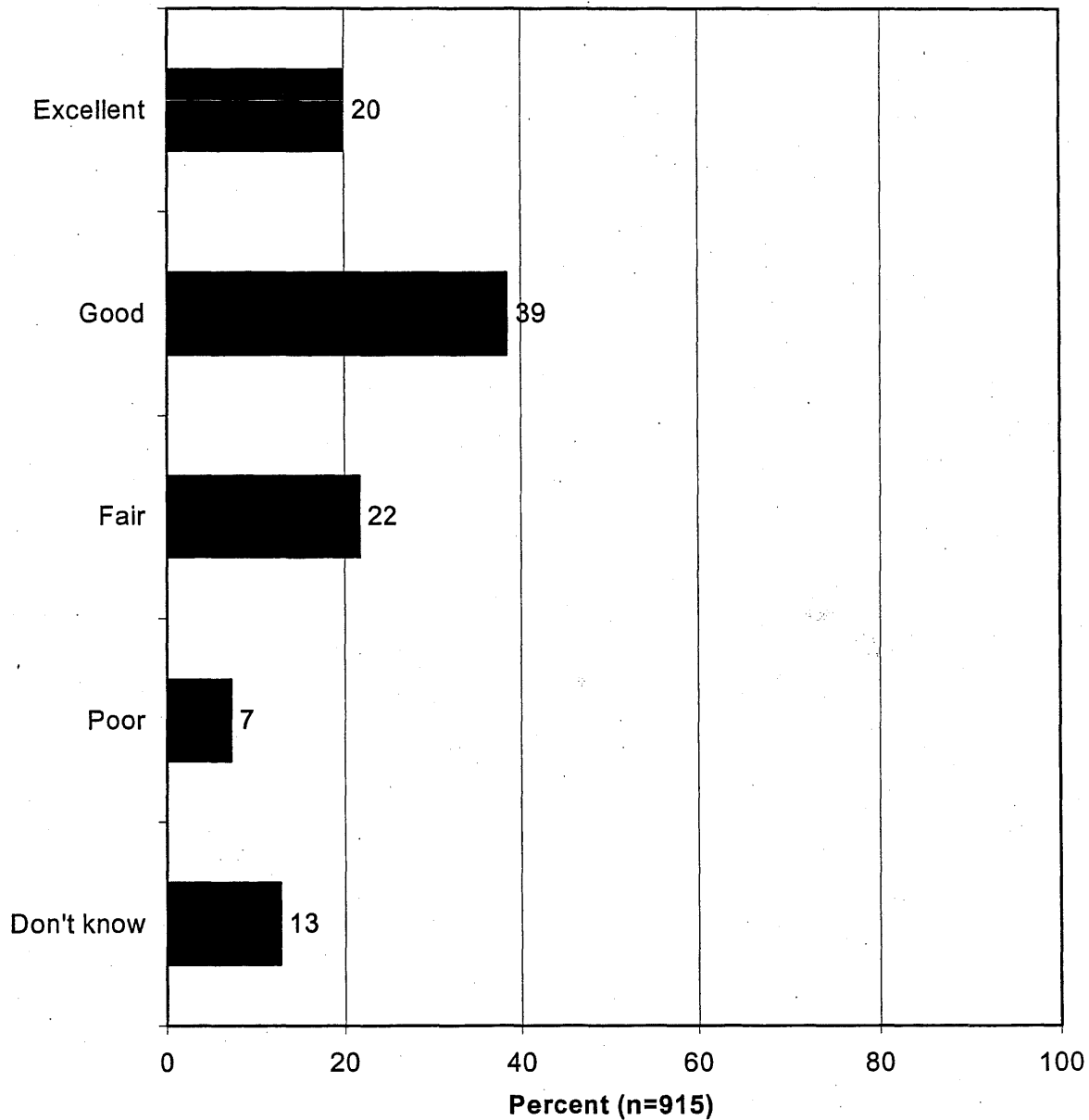
Q66. How likely would you be to pay an additional fee to the State to hunt in areas specifically managed for older, large-antlered bucks?



Hunting Opportunities in Minnesota

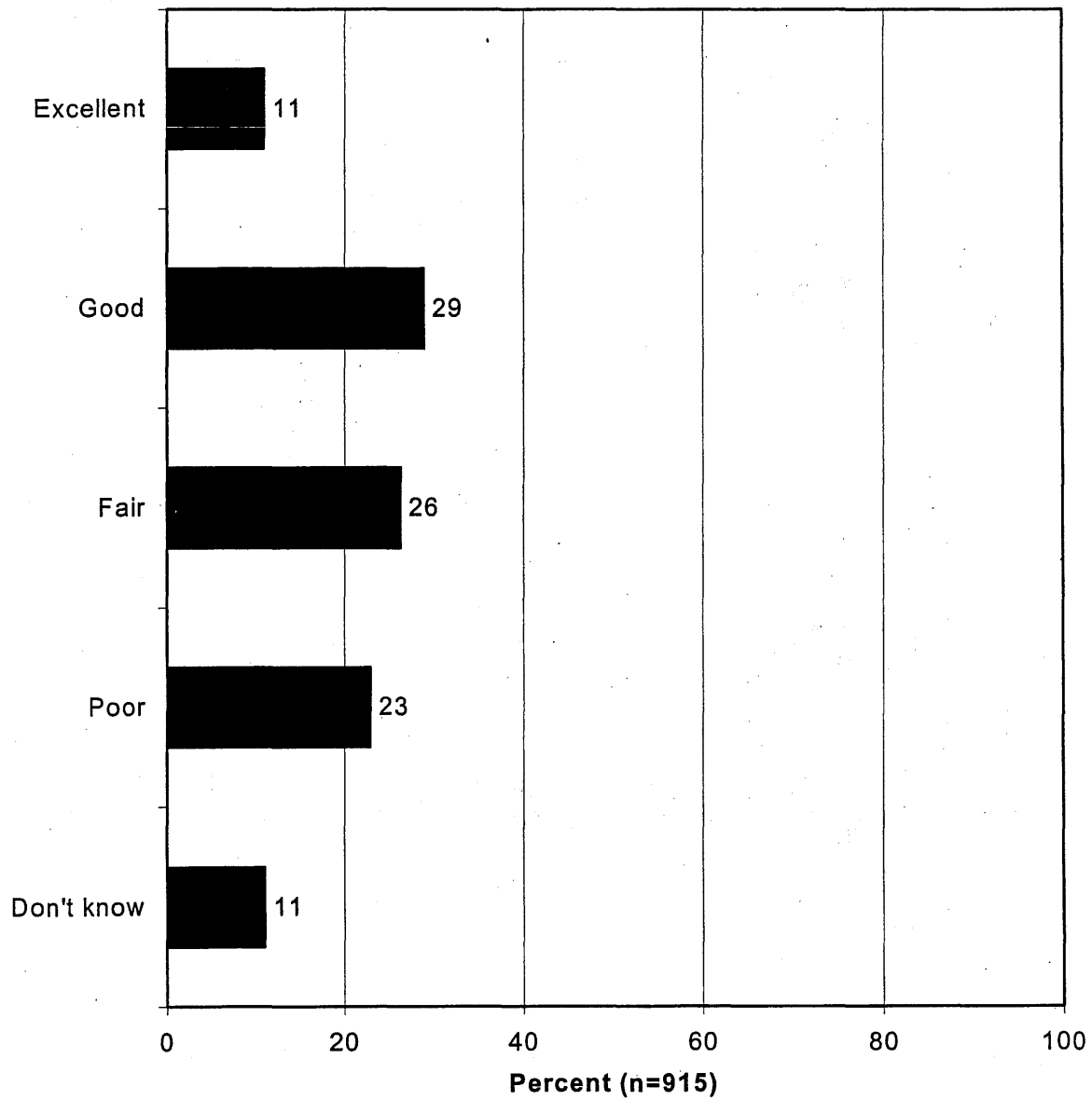
The survey found that 59% of hunters rated the amount of public lands available for deer hunting in Minnesota as excellent or good, while only 7% rated the amount of available land as poor.

Q67. Now I'd like to talk to you about hunting access. Overall, do you think the amount of public lands in Minnesota available for deer hunting is excellent, good, fair, or poor?



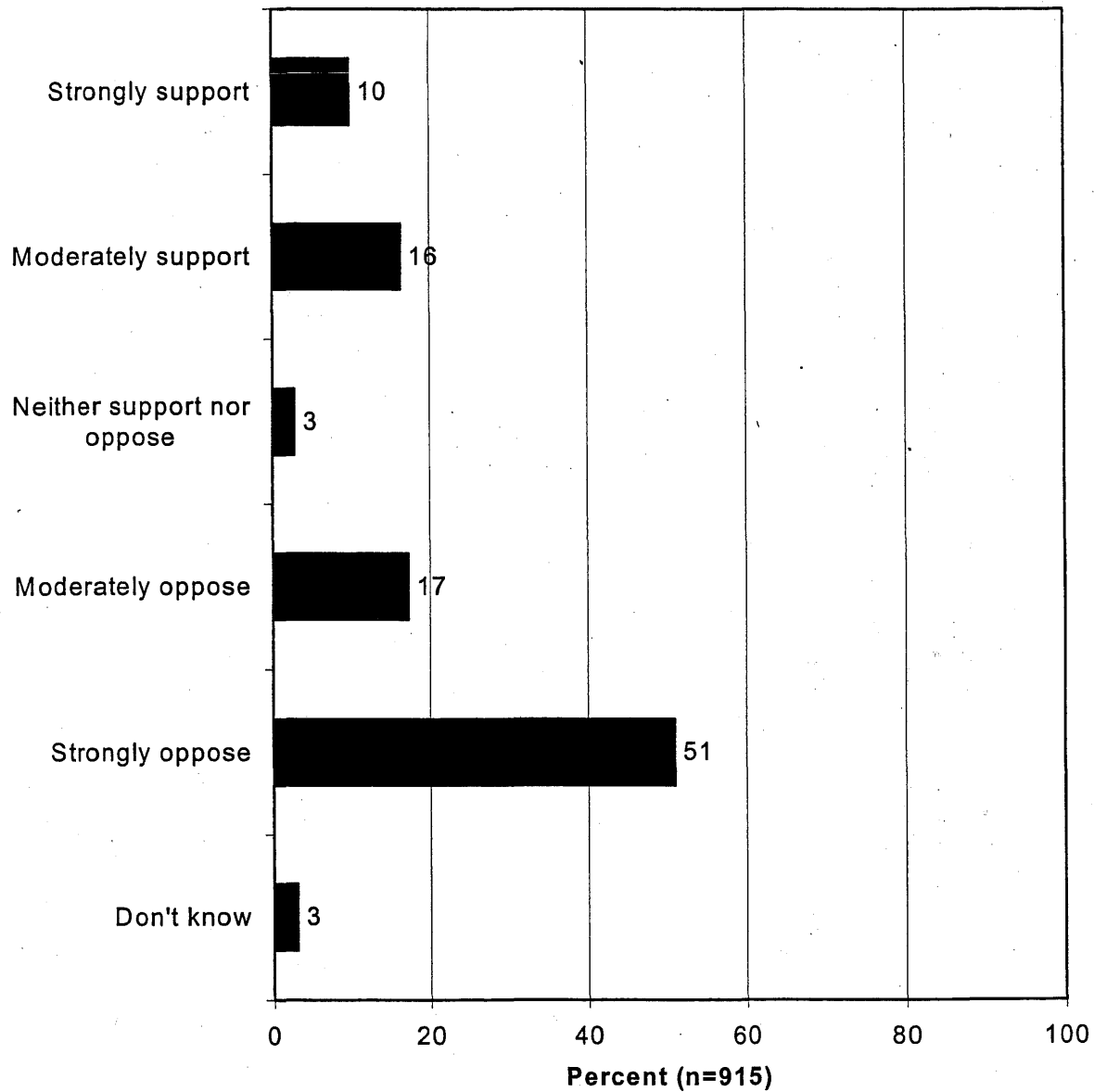
When asked specifically about access to private lands, the ratings drop when compared to access to public lands. Access to private lands was rated as excellent or good by 40% of respondents. Private land access was rated poor by 23% of respondents.

Q68. How would you rate deer hunting access on private lands in Minnesota? Would you say it is excellent, good, fair, or poor?



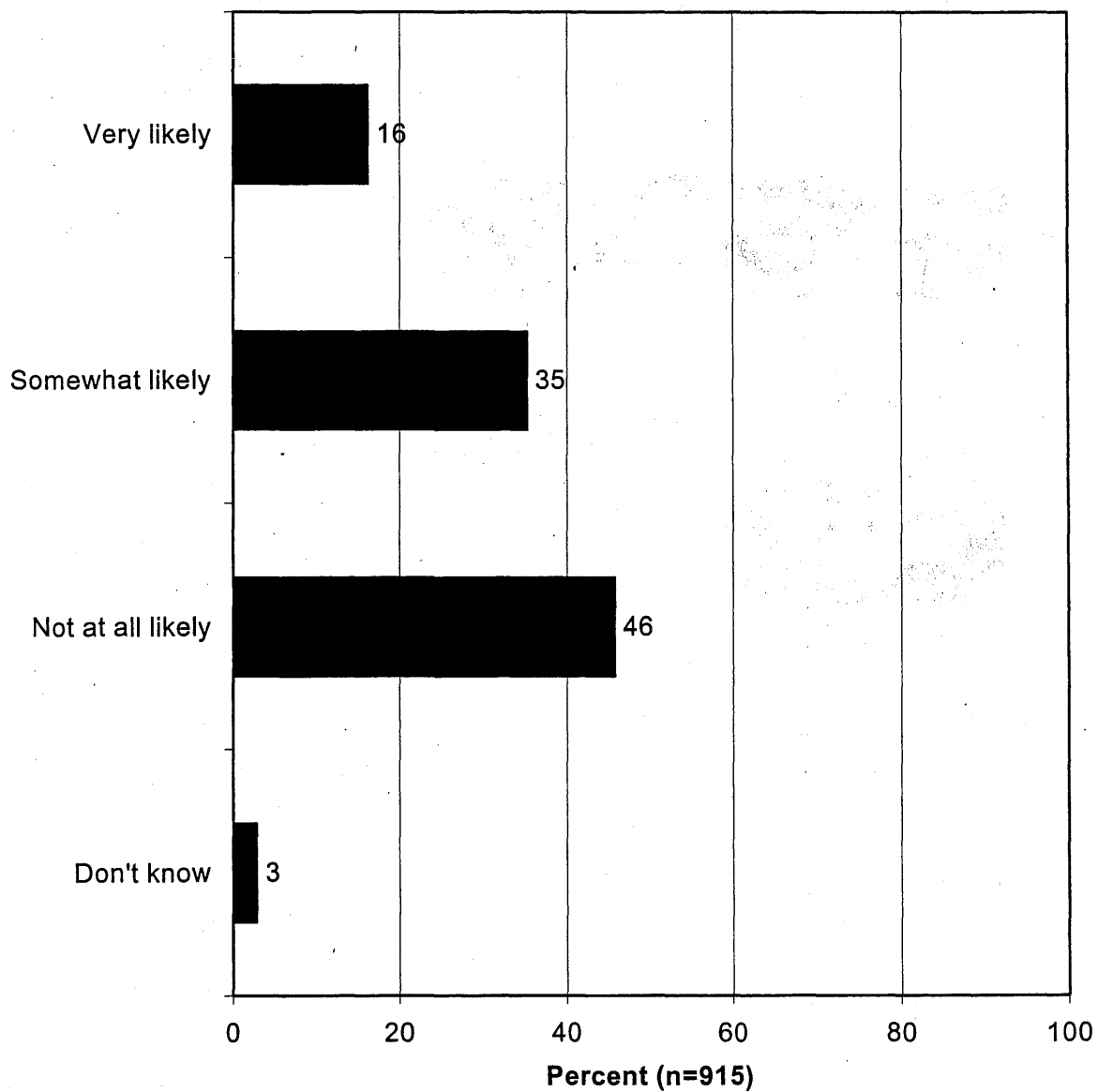
Question 69 had few fence-sitters: only 3% neither supported nor opposed having to pay a fee to hunt private lands, and 3% were in the “don’t know” column. Otherwise, there was substantial opposition to such a fee, with an opposition rate of 68%, with 51% having said that they were strongly opposed.

Q69. Would you support or oppose having to pay a fee to hunt deer on private lands in Minnesota?



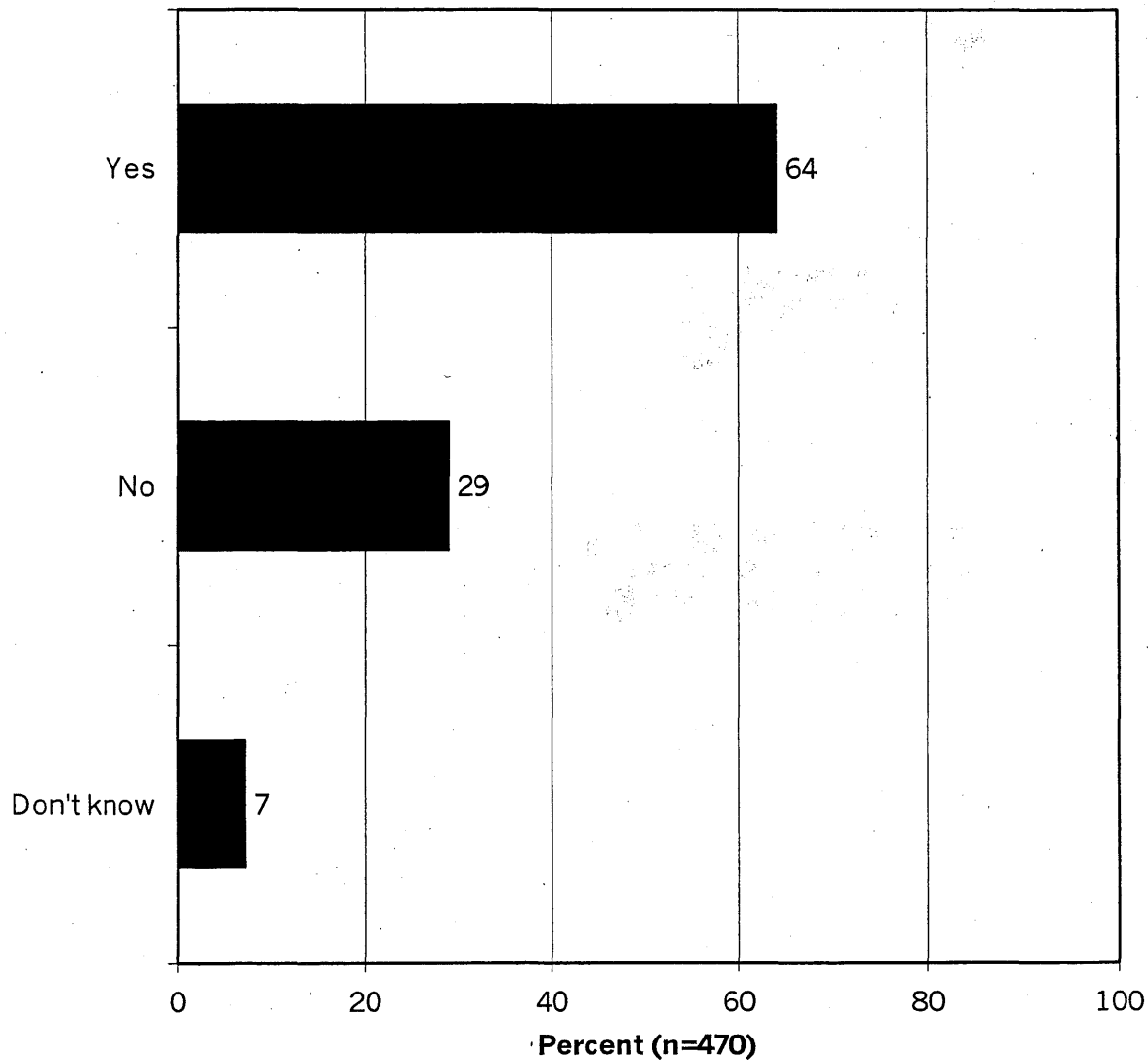
When asked about how supportive would they be for a fee for a state program that leases private land for hunting access, hunters were fairly evenly divided. The results show that 51% would be very or somewhat likely to support such a fee, and 46% would be not at all likely.

Q70. How supportive would you be of paying a fee for a State program that leases private land for public hunting access? Would you say you'd be very likely, somewhat likely, or not at all likely to support such a fee?



Of those who said that they would be very or somewhat likely to support a fee for a program whereby the state leases private land for public hunting access, 64% said they would support an increase in license fees to support the program, a more than 2:1 ratio over those who said they would not be willing to support increased license fees for such a state program (29%).

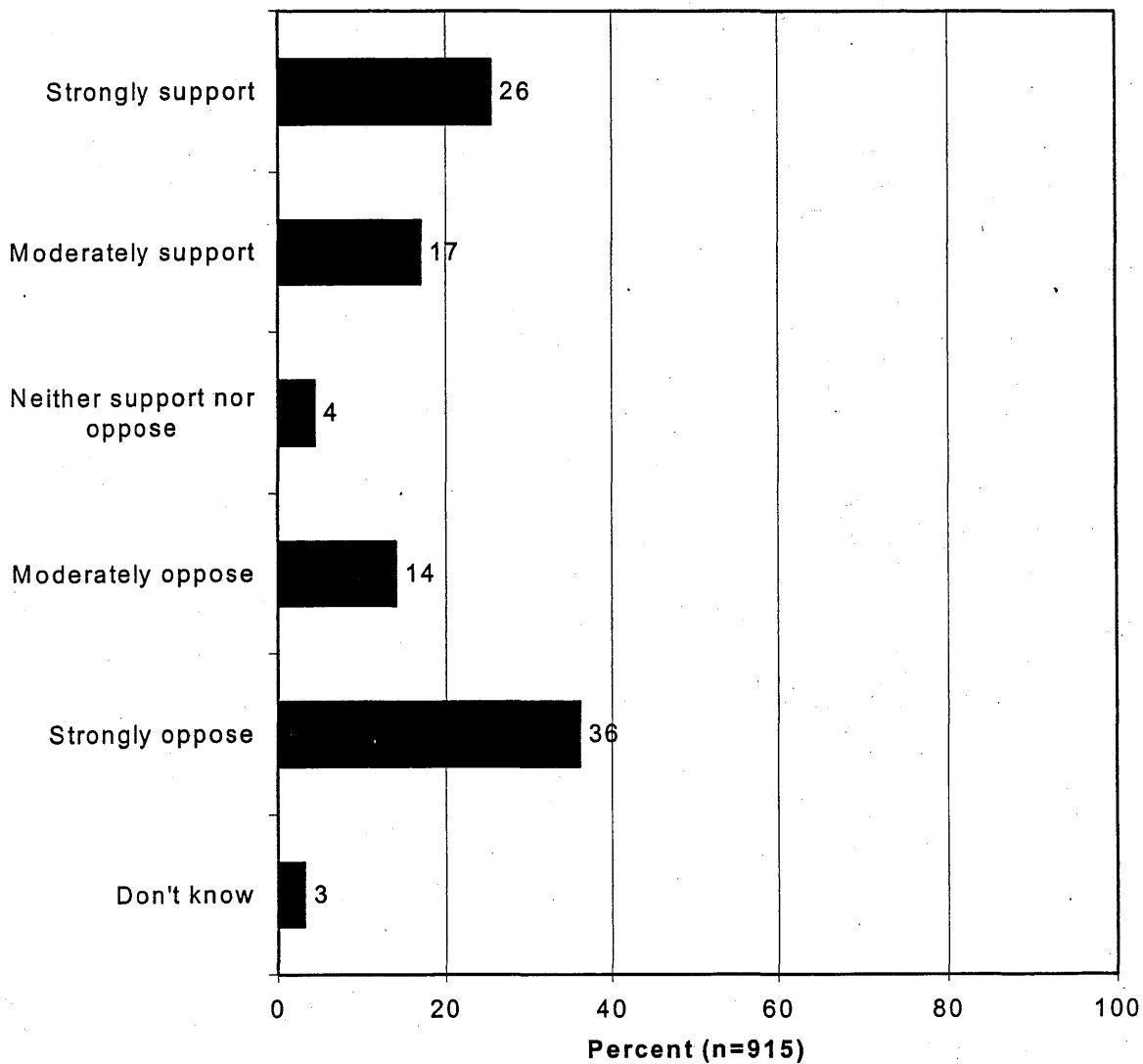
Q71. Would you be willing to support a State program that leases private land for public hunting access through increased license fees? (Asked of the 51% who said in Q70 that they would be very likely or somewhat likely to support such a program.)



Opinions on and Attitudes Toward Various Deer Hunting Regulations and Season Structures

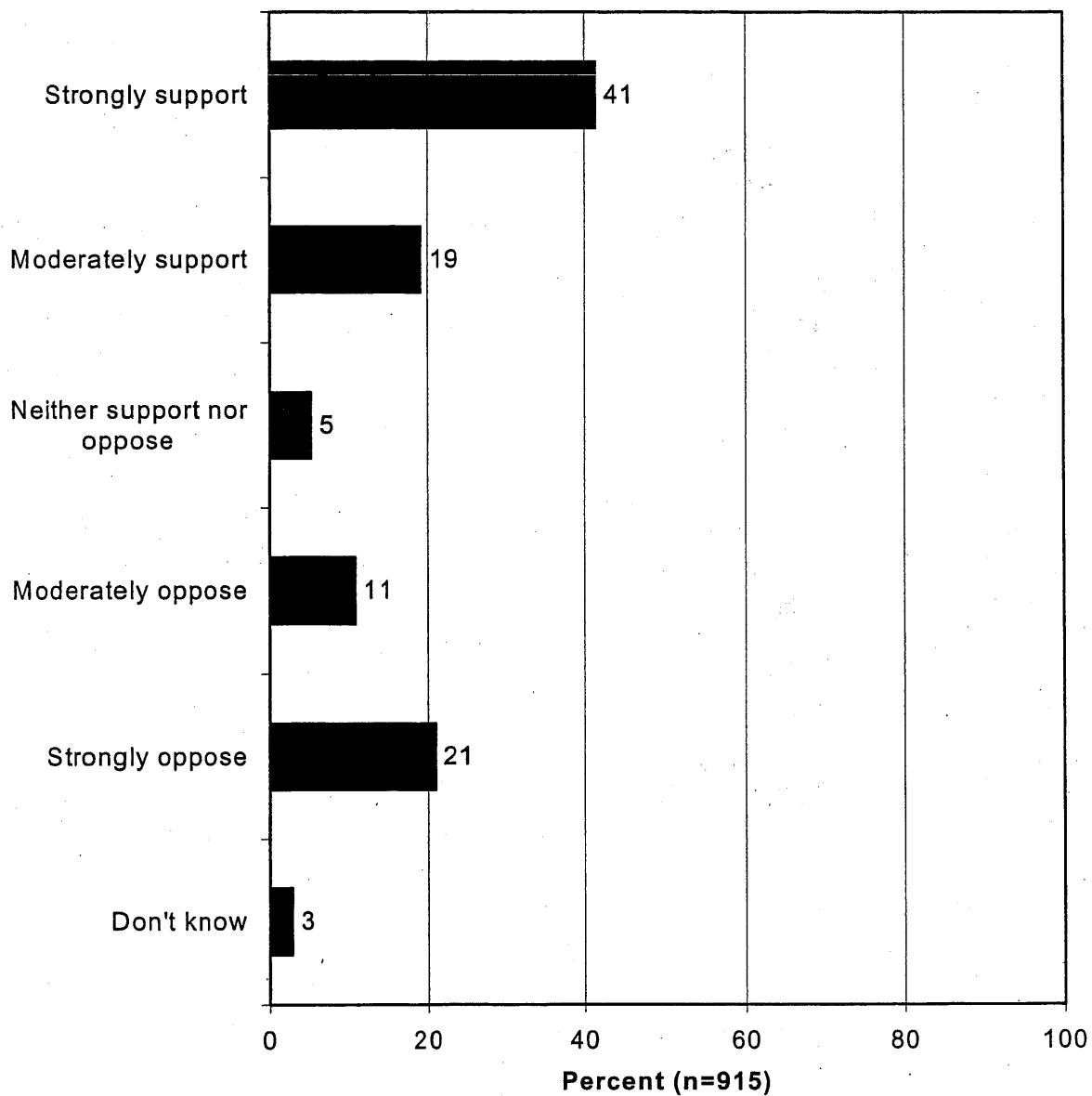
The survey included questions about hunting regulations and season structures, including four questions specifically about tree stands. Half of the hunters surveyed (50%) said that they moderately or strongly oppose the use of permanent tree stands on public lands in Minnesota. This is in contrast to 43% indicating support for permanent tree stands on public lands.

Q72. Do you support or oppose the use of permanent deer stands on public lands in Minnesota?



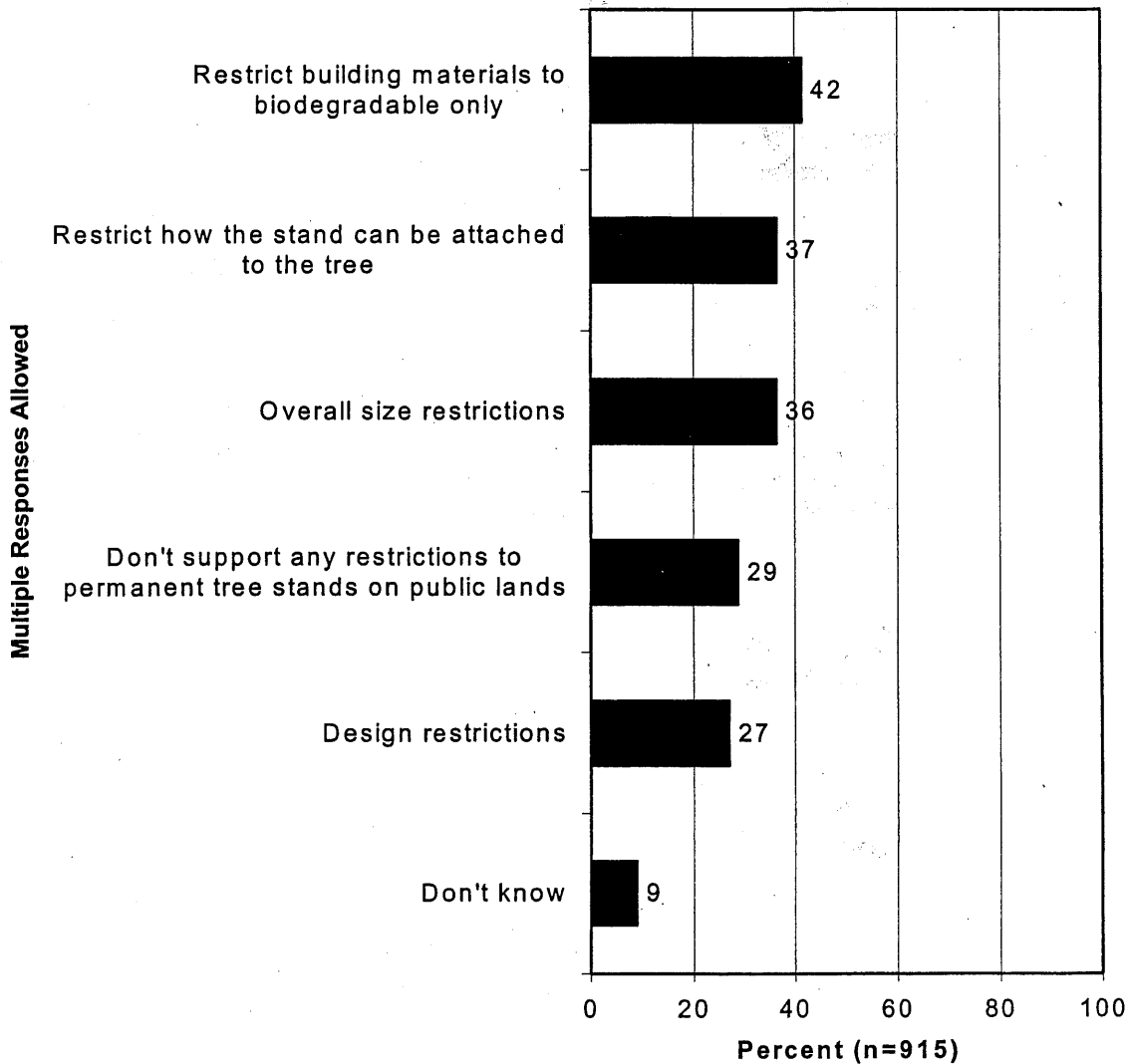
The results of the survey suggest that portable tree stands are more acceptable than permanent tree stands: 60% support limiting tree stands to portables only (which is more than the 50% in question 72 who opposed permanent tree stands on public lands). Just 32% were opposed to such a regulation limiting tree stands to portables only.

Q73. Do you support or oppose limiting tree stands to PORTABLES ONLY on public land?



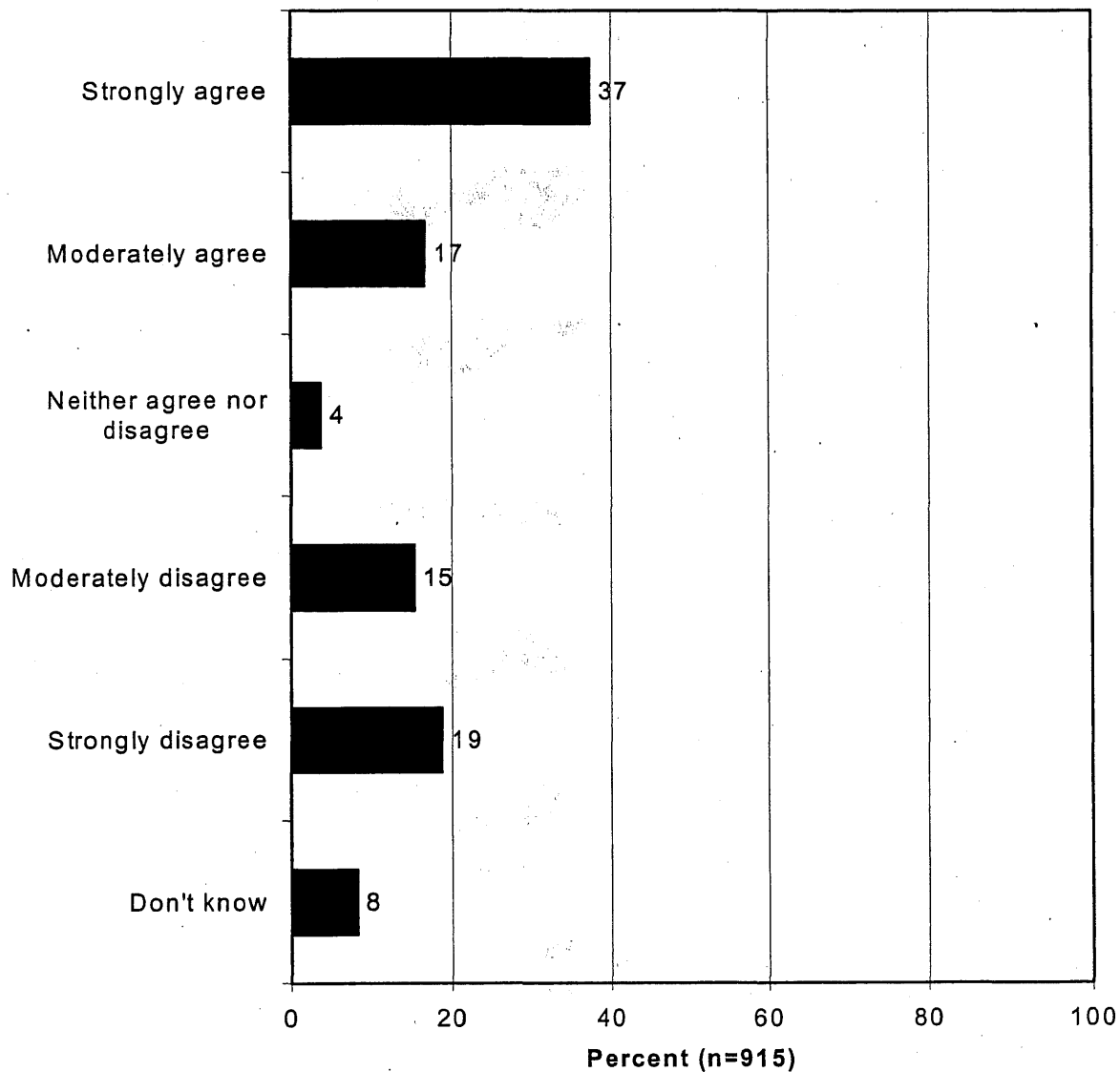
Regardless of whether the hunter supported or opposed permanent tree stands on public lands, the question was asked of them whether they supported specific restrictions on permanent tree stands on public lands, and multiple answers were allowed. The specific restriction with the greatest support (42%) was requiring biodegradable construction materials for the tree stand. As can be expected based on question 72, where a substantial percentage of hunters indicated support for permanent tree stands on public lands, 29% do not support any restrictions to permanent tree stands on public lands in Minnesota.

Q75. Which of the following restrictions to permanent tree stands on public lands would you support?



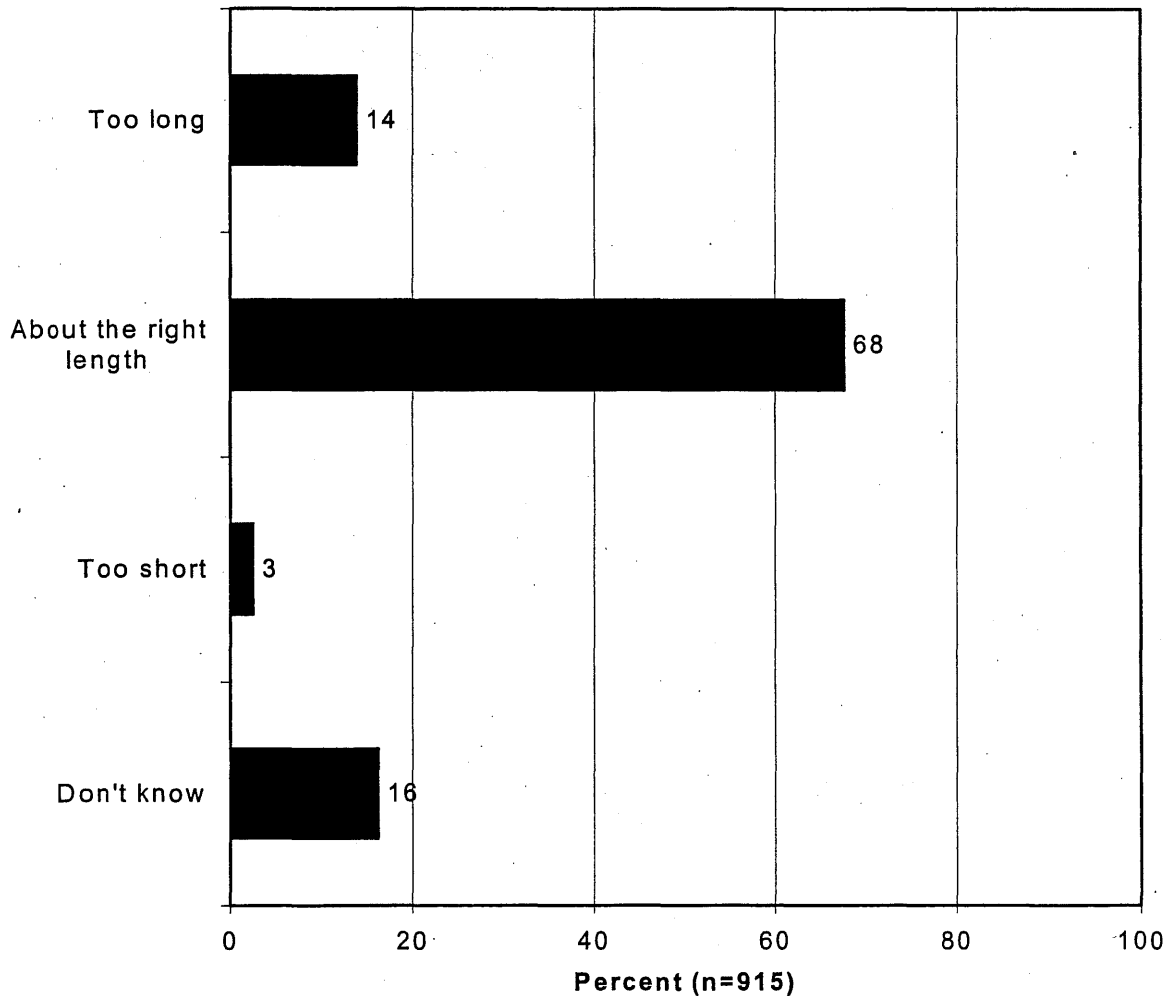
Attempting to ascertain why some hunters oppose the use of permanent tree stands on public lands, the survey asked whether the respondent agreed or disagreed that hunters using permanent tree stands exert more control over hunting areas than hunters using portable tree stands, and a majority (54%) strongly or moderately agreed. Only 34% moderately or strongly disagreed that hunters using permanent tree stands exert more control over hunting areas.

Q76. Do you agree or disagree that hunters using permanent tree stands exert more control over hunting areas on public lands than hunters using portable stands?

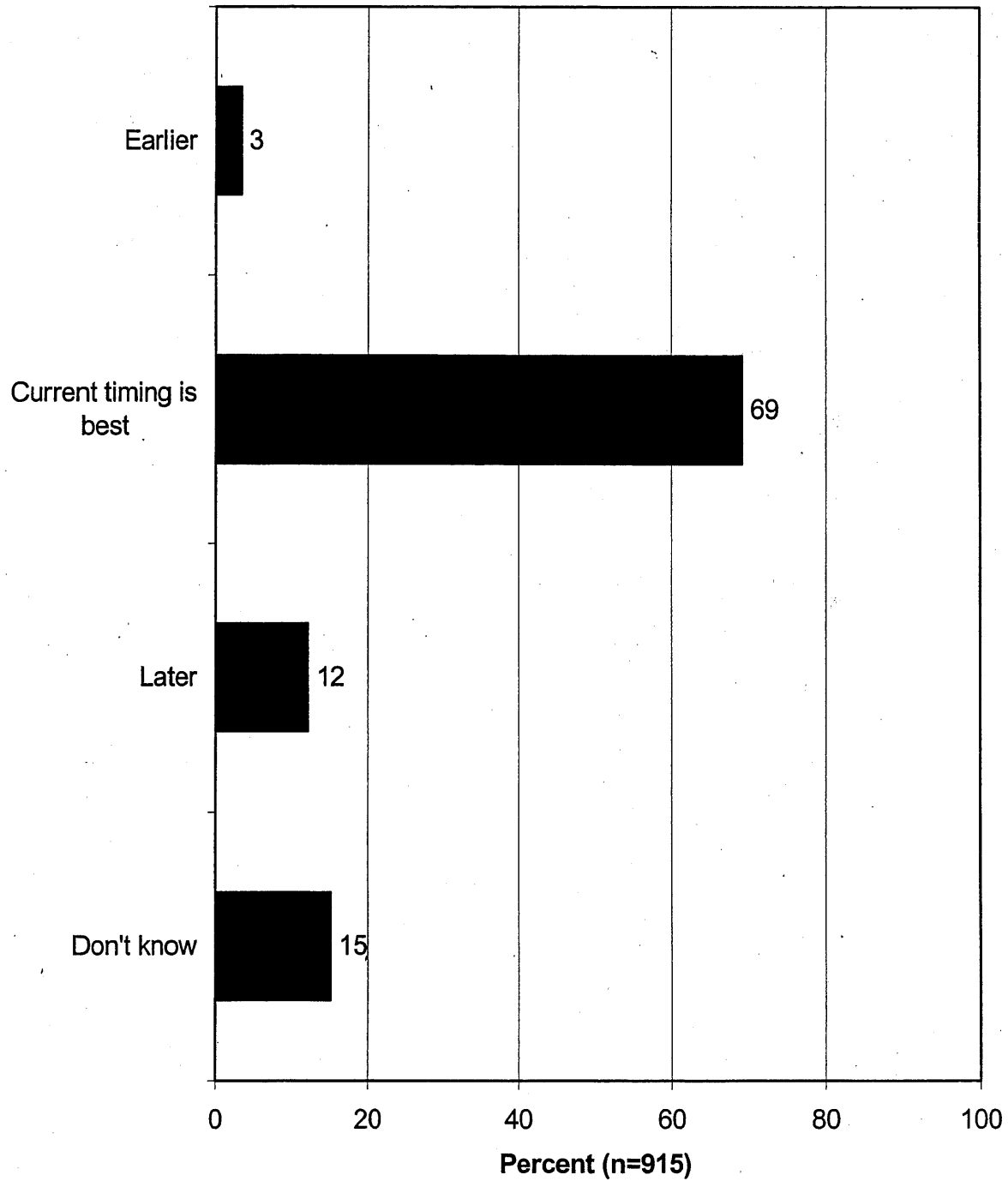


The survey asked three questions about archery hunting. The results show that among the general hunter population, there is broad support for the current archery season length (68% said the season is about the right length), the season start (69% said the current archery season timing is best), and archery hunter population (61% said there is about the right number of archery hunters during the archery season). Those giving the "don't know" response were fairly high for each question.

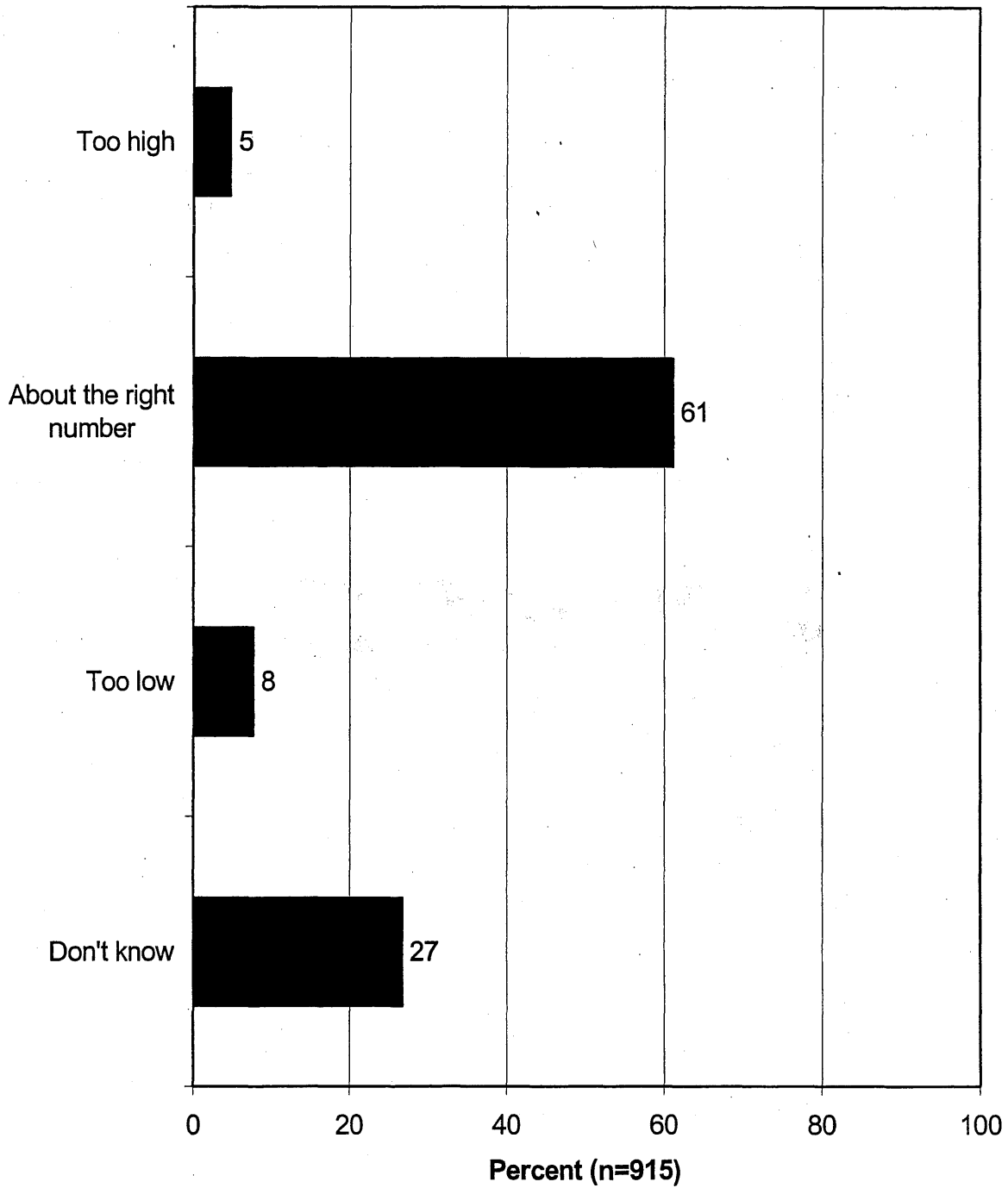
Q77. Thinking about the current archery season structure (September 15-December 31) and your experiences from this past hunting season, would you say that the length of the archery deer season is too long, too short, or about right?



Q78. Do you think the archery season should open earlier, later, or do you like the current timing for the archery season the best?

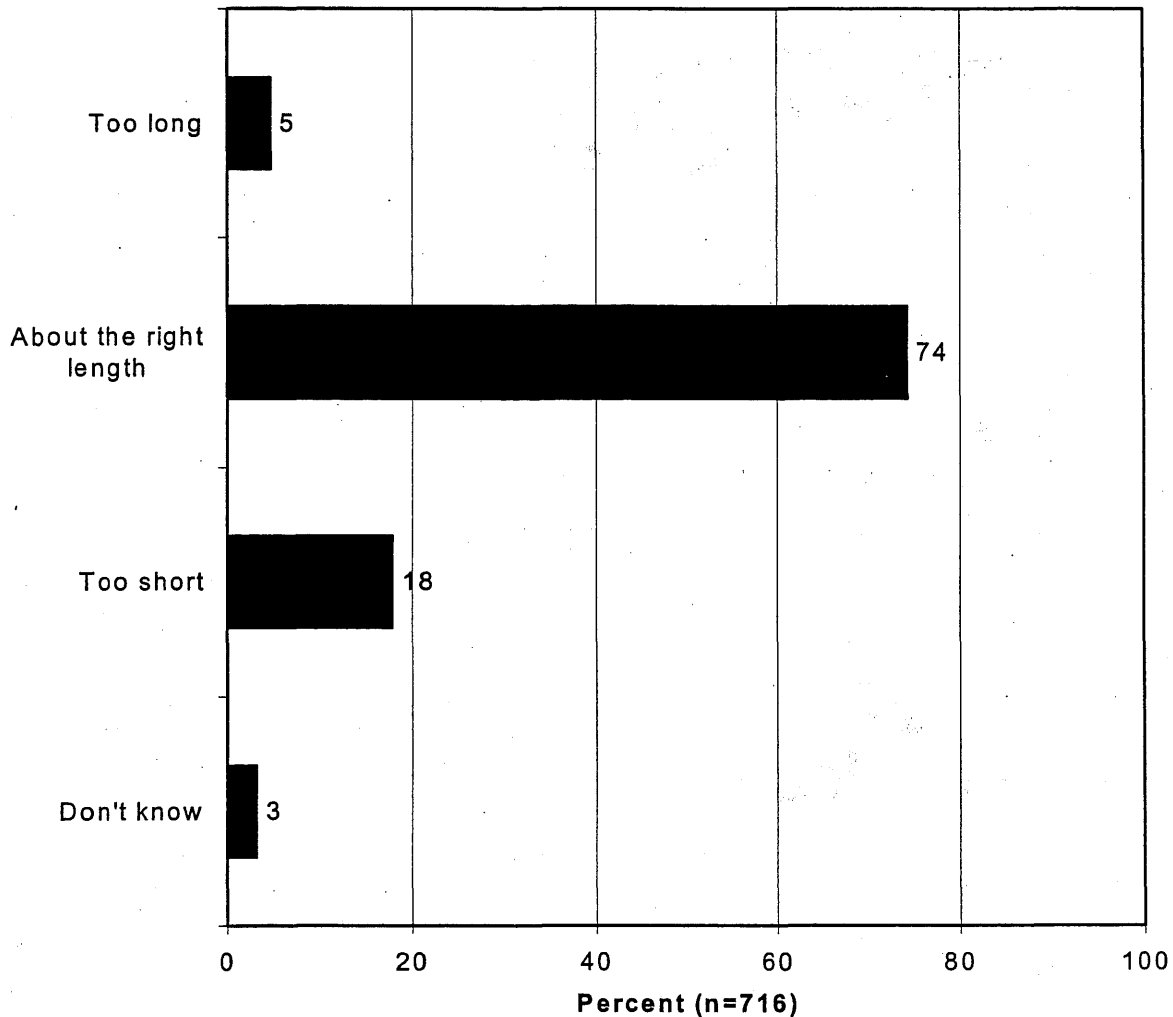


Q79. Do you think the number of hunters during the archery season is too high, too low, or about right?

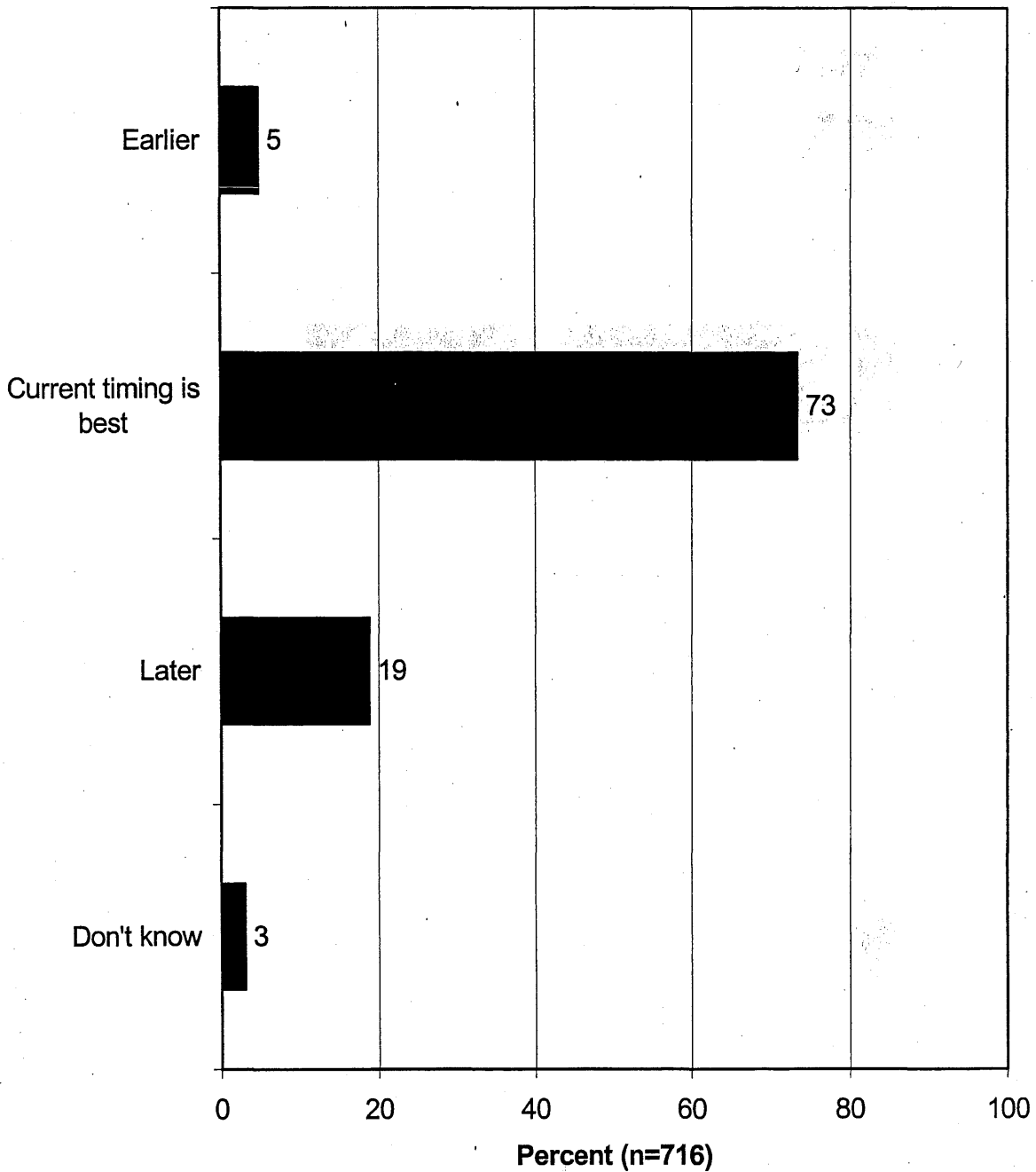


The survey had three questions about the regular firearms seasons (Zones 1A, 2A, 3A, 3B, 4A, and 4B) asked only of those with a regular firearms license for one of those zones. The respondent was asked the question specific for his or her license zone. An overwhelming majority indicated support for their firearms season length (74% thought the season had about the right length), firearms season start (73% said current timing is best), and firearms hunter population (73% said there were about the right number of hunters).

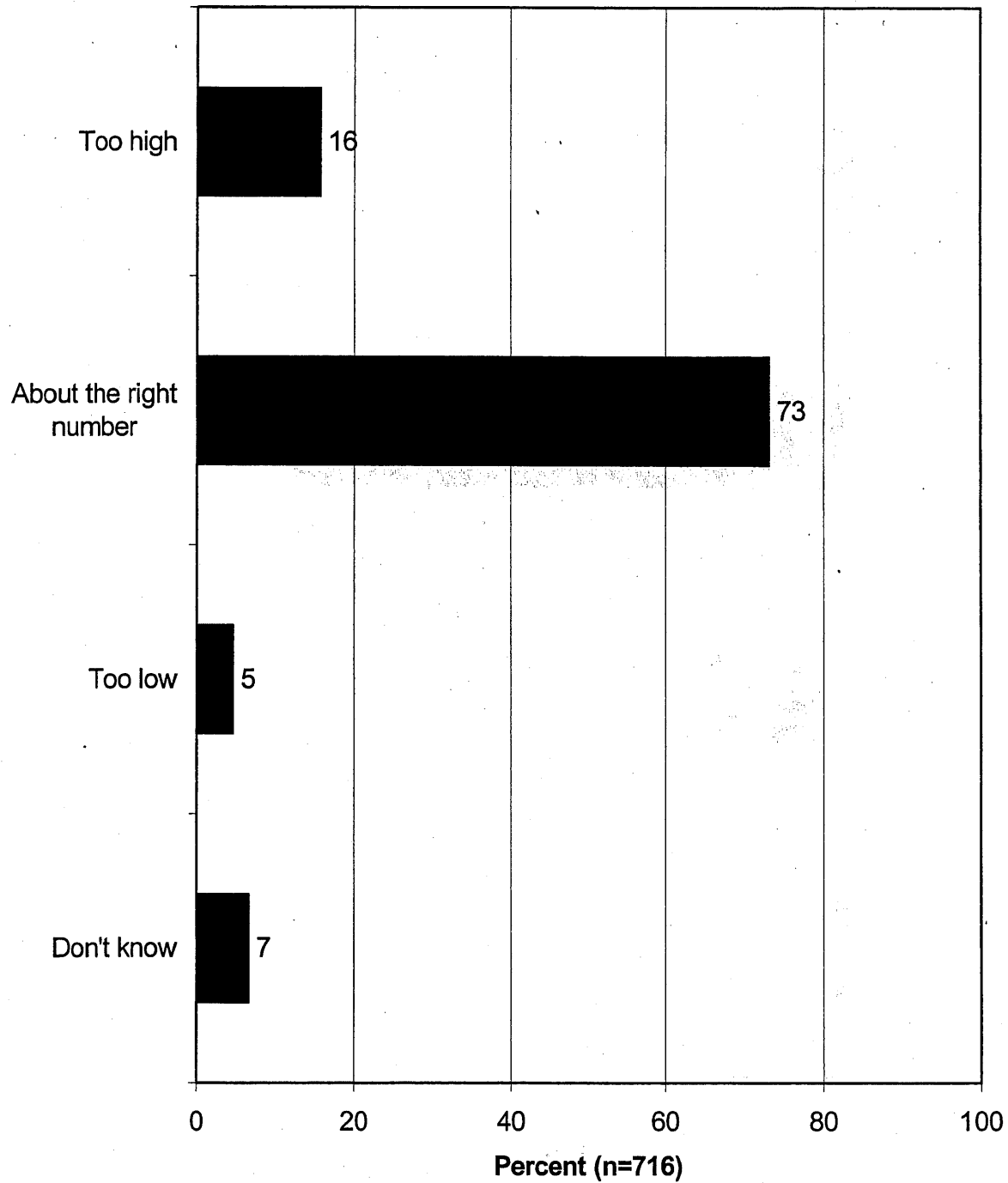
Q80. Regarding your firearms license type and your experiences from this past hunting season, would you say the length of the firearms deer season is too long, too short, or about right? (Asked only of those who had a firearms license.)



Q81. Do you think your license type season should be open earlier, later, or do you like the current timing for the firearms season the best? (Asked only of those who had a firearms license.)

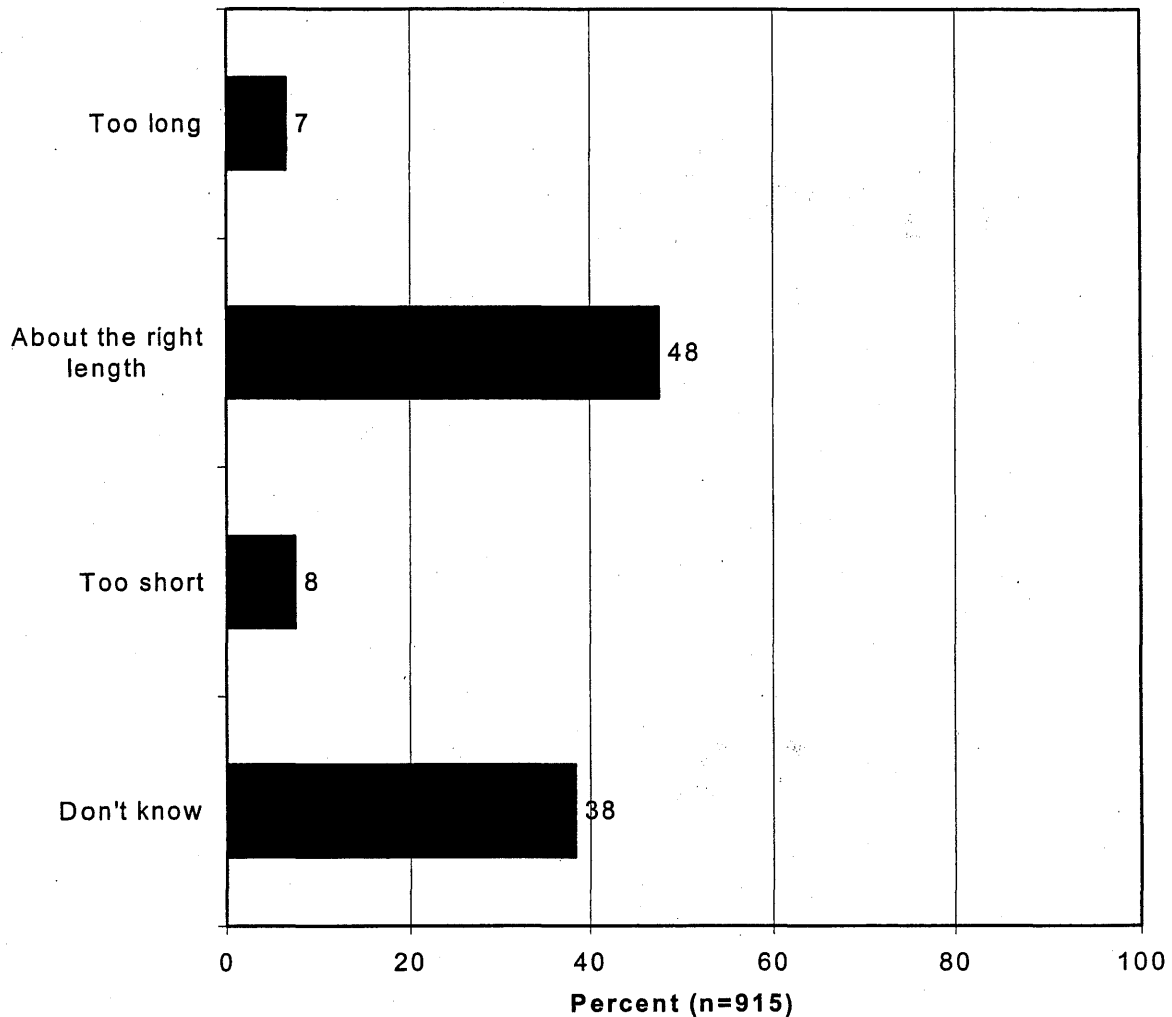


Q82. Do you think the number of hunters during your license type season is too high, too low, or about right?



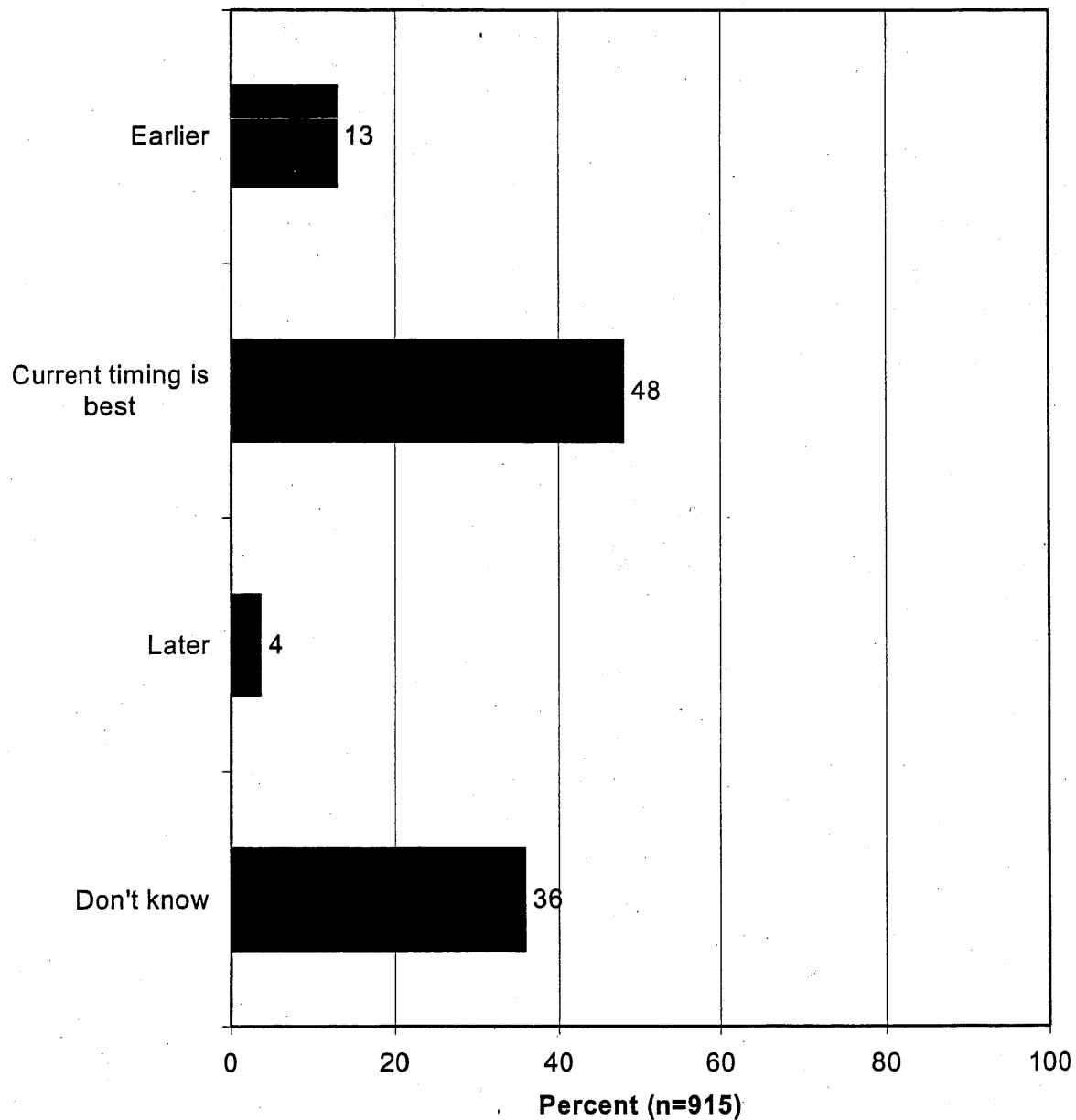
The same questions asked about archery hunting and regular firearms hunting were asked about muzzleloader hunting. For each question, the “don’t know” response was very high (ranging from 36% to 45%), and had the highest response rate for one question, likely a result of many hunters’ unfamiliarity with muzzleloader hunting. Otherwise more hunters said the current season length is about the right length (48%) than said it was too long or too short (combined percentage of 15% giving one of these responses).

Q83. Thinking about the current muzzleloader season structure (November 25-December 10) and your experiences from this past hunting season, would you say that the length of the muzzleloader deer season is too long, too short, or about right?



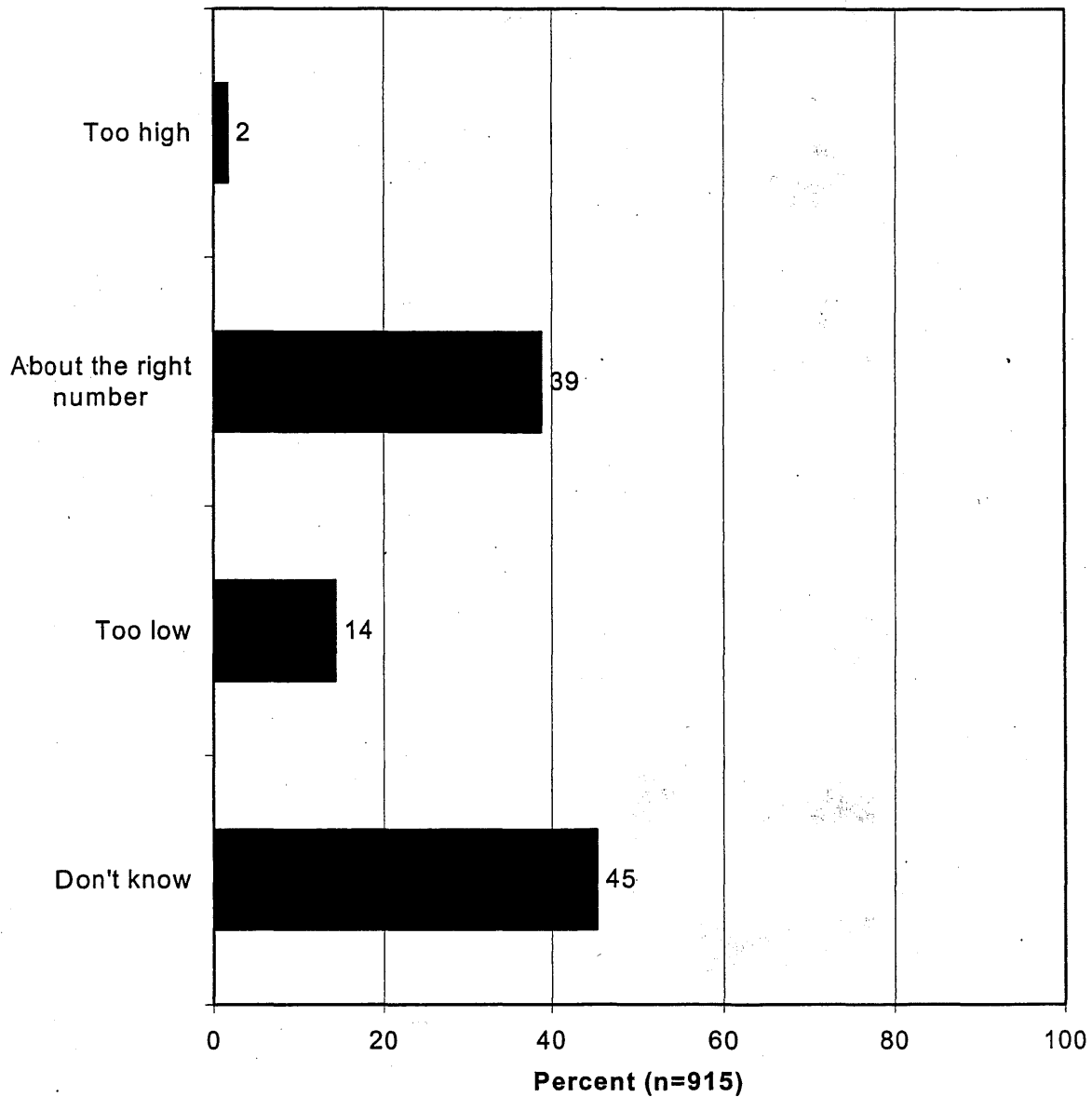
As with the question about muzzleloader season length, 48% of hunters surveyed believed the current timing of the muzzleloader season is best, with 17% saying the start should be earlier or later.

Q84. Do you think the muzzleloader season should be open earlier, later, or do you like the current timing for the muzzleloader season the best?



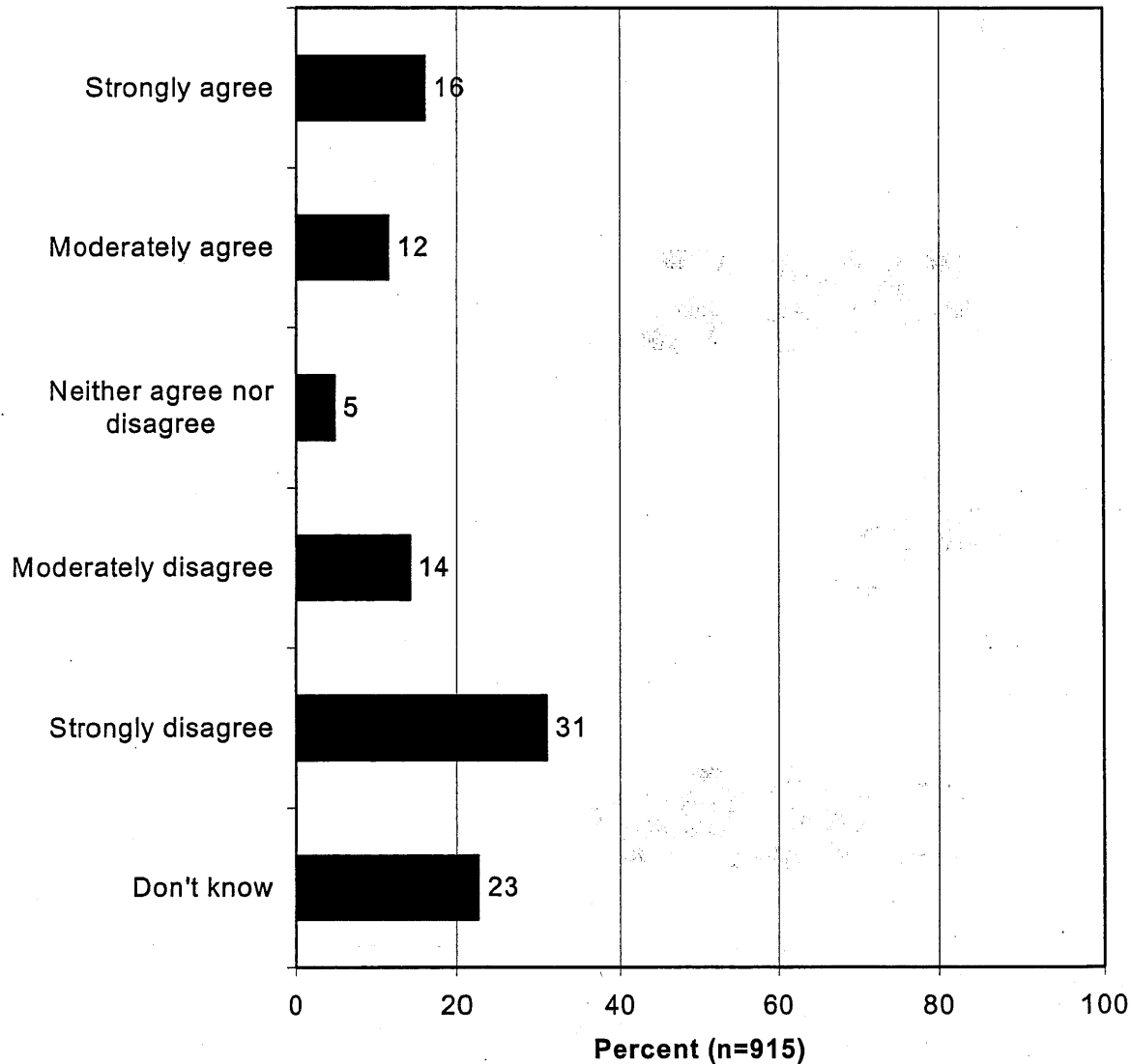
The final question about the muzzleloader season asked about the number of hunters during the muzzleloader season, and 39% said the number is about right, as opposed to 16% who said the number is too high or too low. Of note is that only 2% thought the number was too high. This was the question where the "don't know" response (45%) was higher than any other response.

Q85. Do you think the number of hunters during the muzzleloader season is too high, too low, or about right?



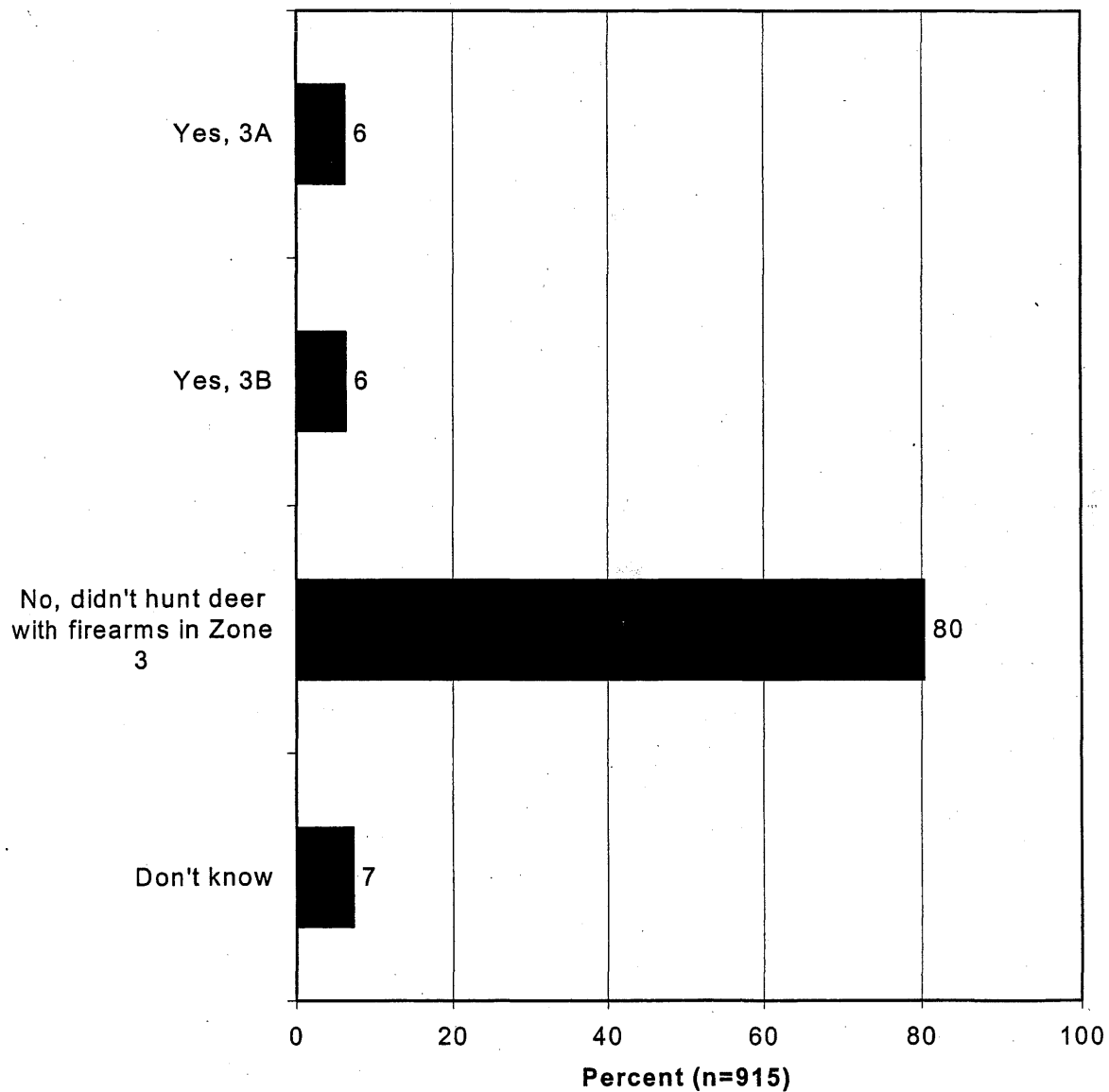
The survey had a question about the multi-zone buck license type, asking the general hunter population about whether multi-zone buck hunters should be restricted to hunting in either the 4A or 4B season, but not both. More hunters disagreed with such a restriction (45%) than agreed with it (28%), but the “don’t know” responses were a substantial 23%.

Q89. Currently, multi-zone buck hunters can hunt both the 4A (early) and 4B (late) deer seasons in Zone 4 (southern and western MN). Do you agree or disagree that multi-zone buck hunters should be restricted to hunting in either 4A or 4B, but not both?



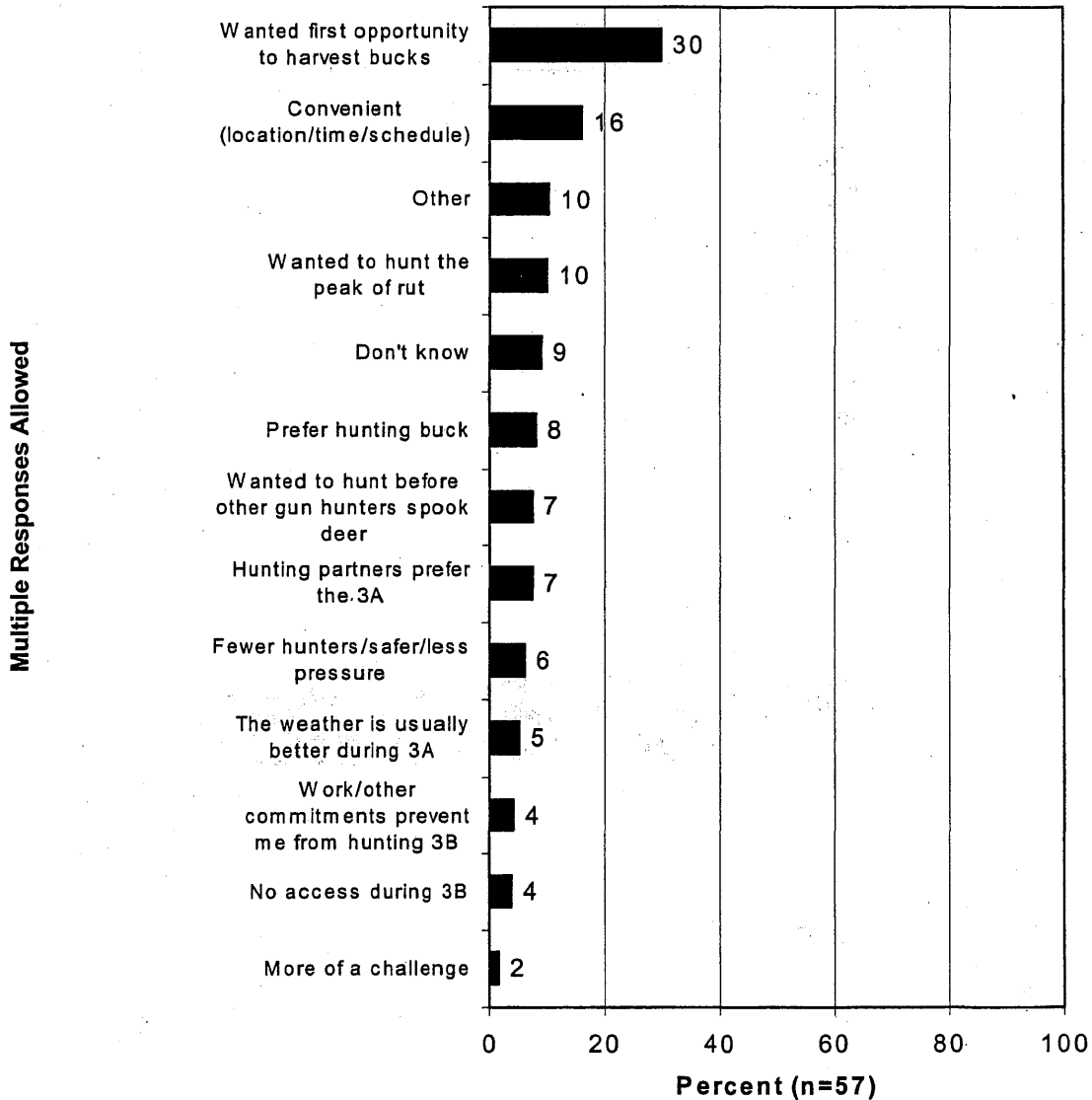
Question 90 first asked the respondent whether he or she hunted with firearms in Zone 3, then ascertained whether Zone 3 hunters hunted in the early buck season (3A) or the late deer season (3B). Most hunters (80%) did not hunt in Zone 3; of those who did, the results were evenly divided with 6% saying they hunted the 3A season, 6% saying they hunted the 3B season, and 7% saying they didn't know.

Q90. Last year, did you hunt deer with firearms in Zone 3 (southeastern MN)? If yes: Last year, did you hunt the 3A (early buck only) or 3B (late) deer season?



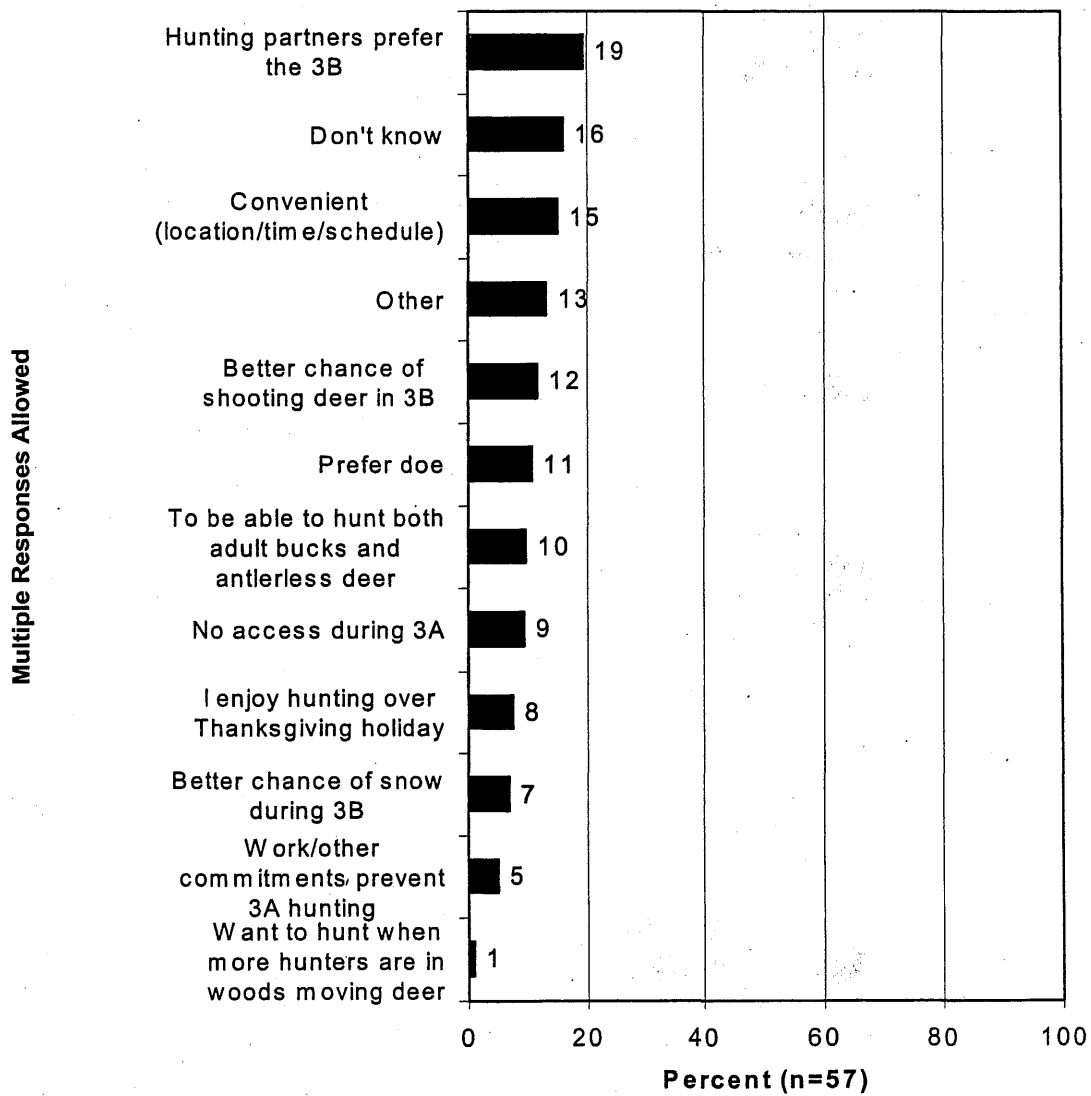
Question 92, which was asked only of those who said that they had hunted the Zone 3A season, allowed multiple responses regarding the reason the respondent chose the 3A season over the 3B season. The most important reason given by far was to be afforded the first opportunity to harvest bucks (30%). Convenience was another important response (16%).

Q92. What are the most important reasons why you chose the 3A season rather than the 3B season? (Asked only of the 6% in Q90 who chose the 3A season.)



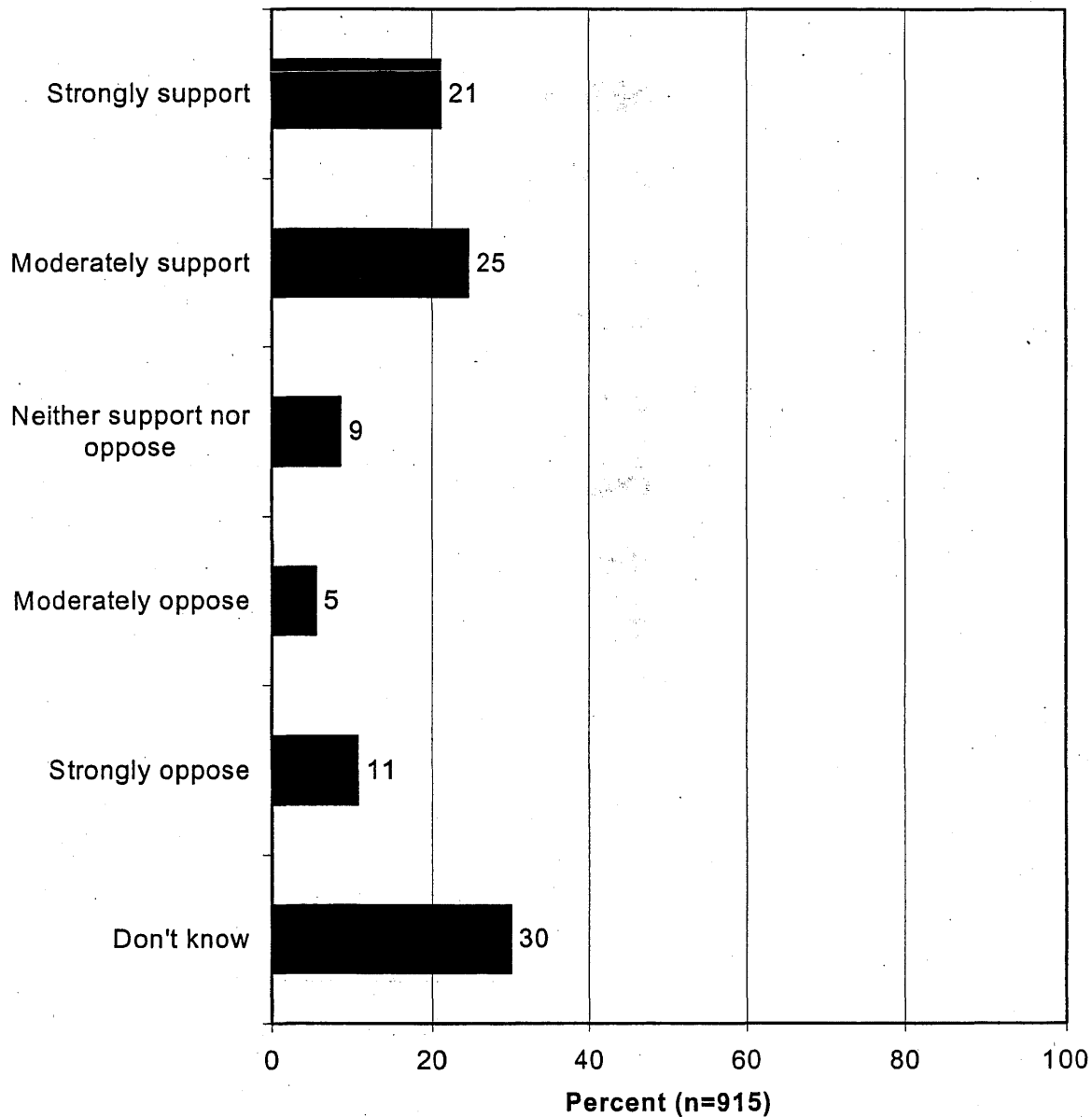
Question 95 allowed multiple responses and was asked only of those who said that they had hunted the Zone 3B season. The question asked for the reason the respondent chose the 3B season over the 3A season. The most important reason given was because hunting partners preferred the 3B season over 3A (19%). Convenience again had the second highest response rate (15%).

Q95. What are the most important reasons why you chose the 3B season rather than the 3A season? (Asked only of the 6% in Q90 who chose the 3B season.)



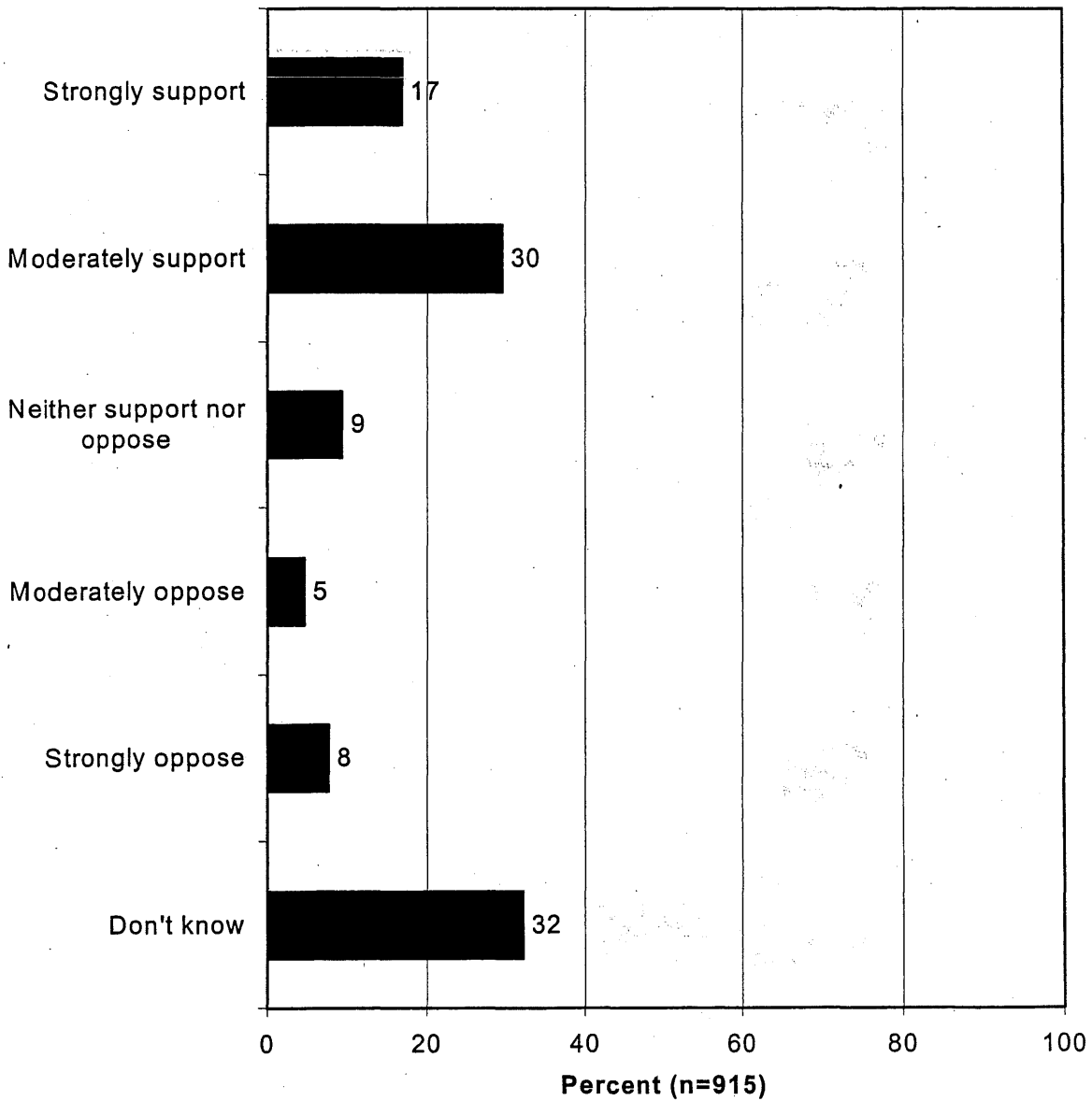
Question 97 concerned the Zone 3 seasons, but was asked of all hunters surveyed. The proposal to combine the 3A and 3B seasons into a single 9-day season where antlerless deer would be allowed by permit was given more support than opposition (46% supporting and only 16% opposing), but the response with the highest rate was “don’t know” (30%).

Q97. Would you support or oppose combining the 3A and 3B firearms seasons into a single 9-day season where antlerless deer are allowed by permit?



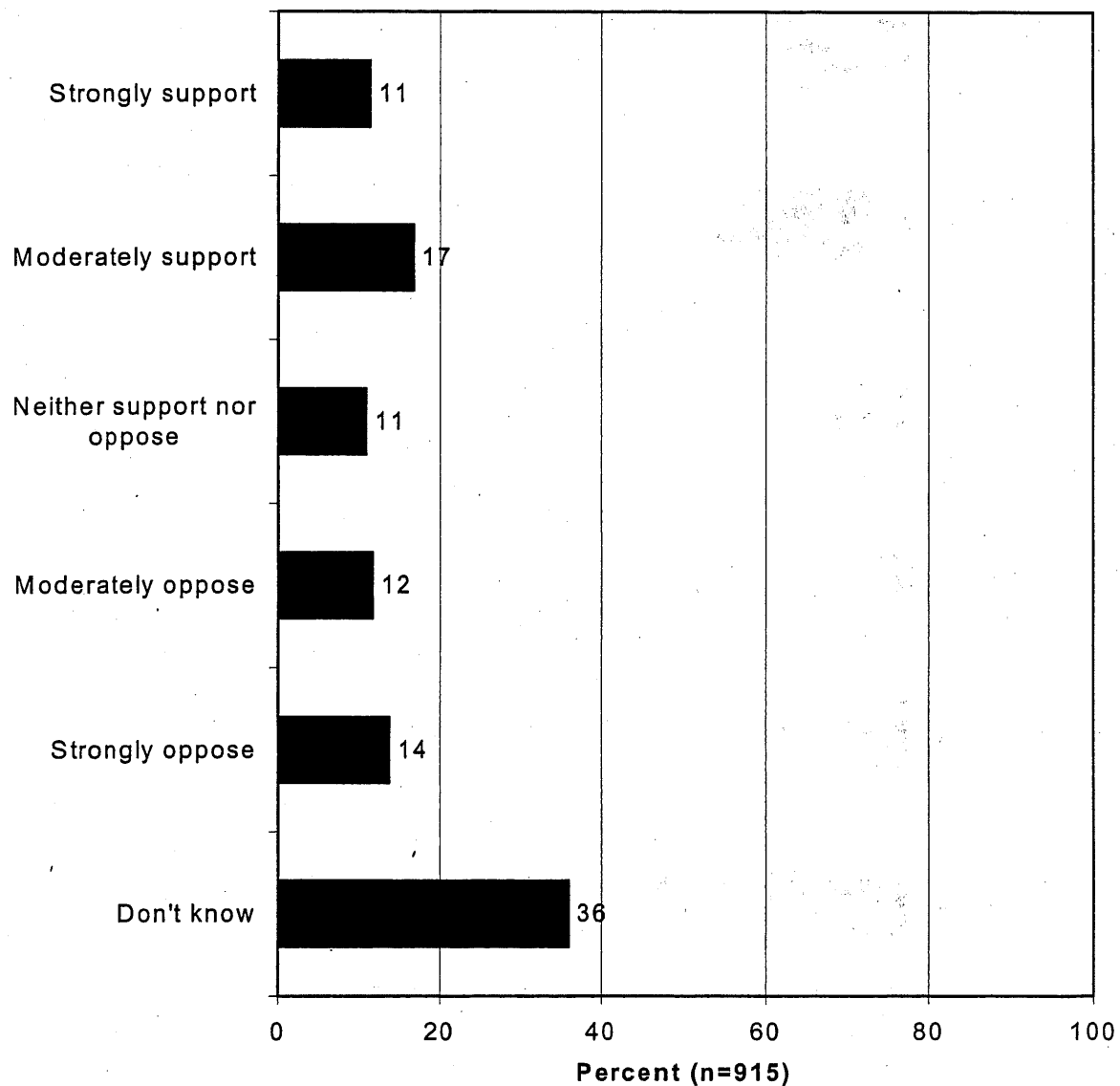
Another suggested change to the 3A and 3B season regulations was the subject of question 98. There was more support (47%) than opposition (13%) to maintaining separate 3A and 3B seasons, but allowing antlerless harvest by permit in both seasons. As with question 97, the "don't know" response was rather high at 32%.

Q98. Would you support or oppose maintaining both a 3A and 3B season but allow antlerless harvest by permit in both seasons?



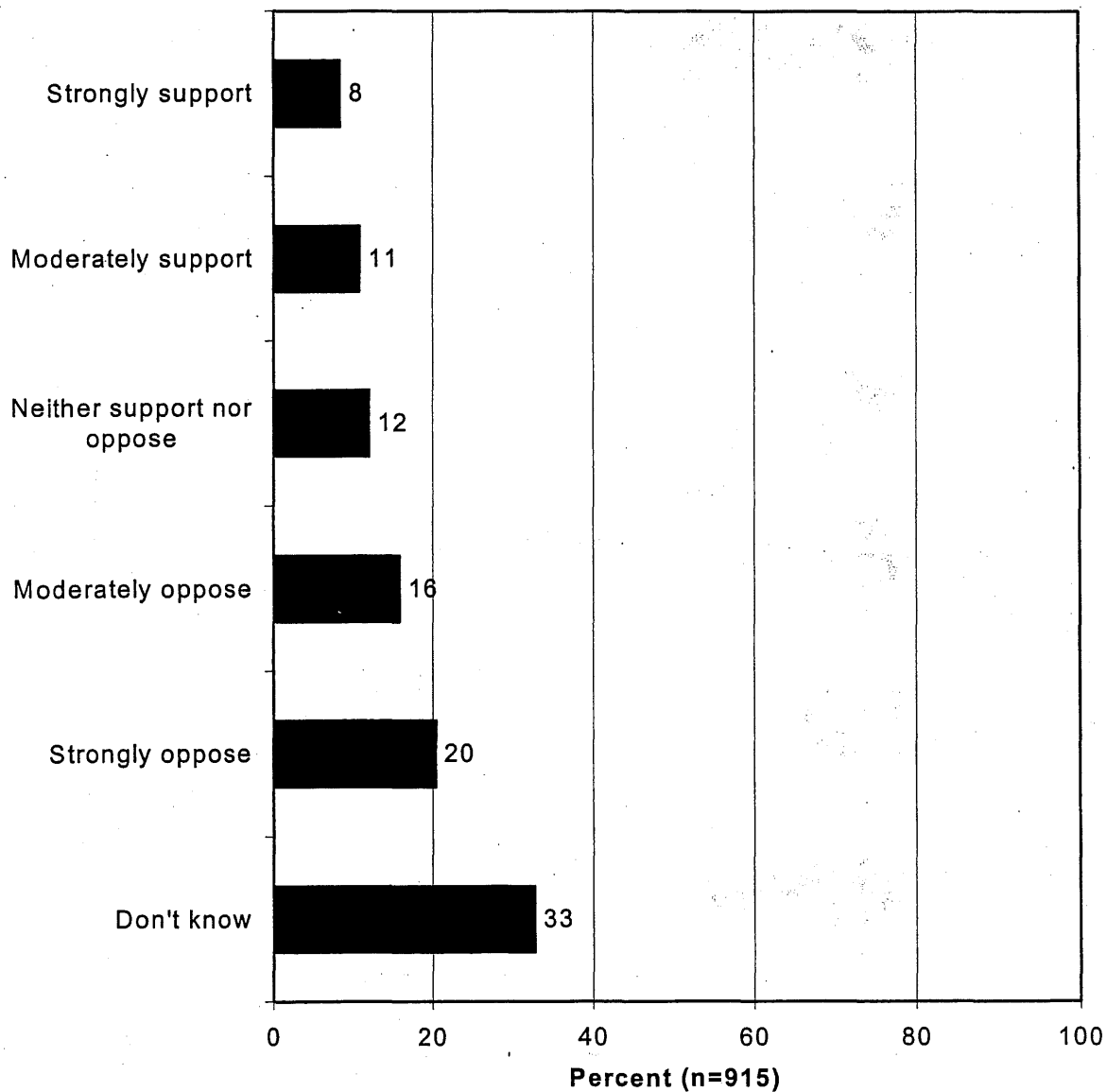
The general hunter population was fairly evenly divided over whether the 5-day gap between the 3A and 3B seasons should be eliminated: 28% strongly or moderately supported eliminating the 5-day gap between the Zone 3 seasons, and 26% moderately or strongly opposed such action. There is a high percentage of those who neither supported nor opposed the proposal or who gave the "don't know" response, these two responses accounting for 47% of the surveyed hunters.

Q99. Would you support or oppose having the 3B season follow immediately after the 3A season, thus eliminating the 5-day closure between the seasons?



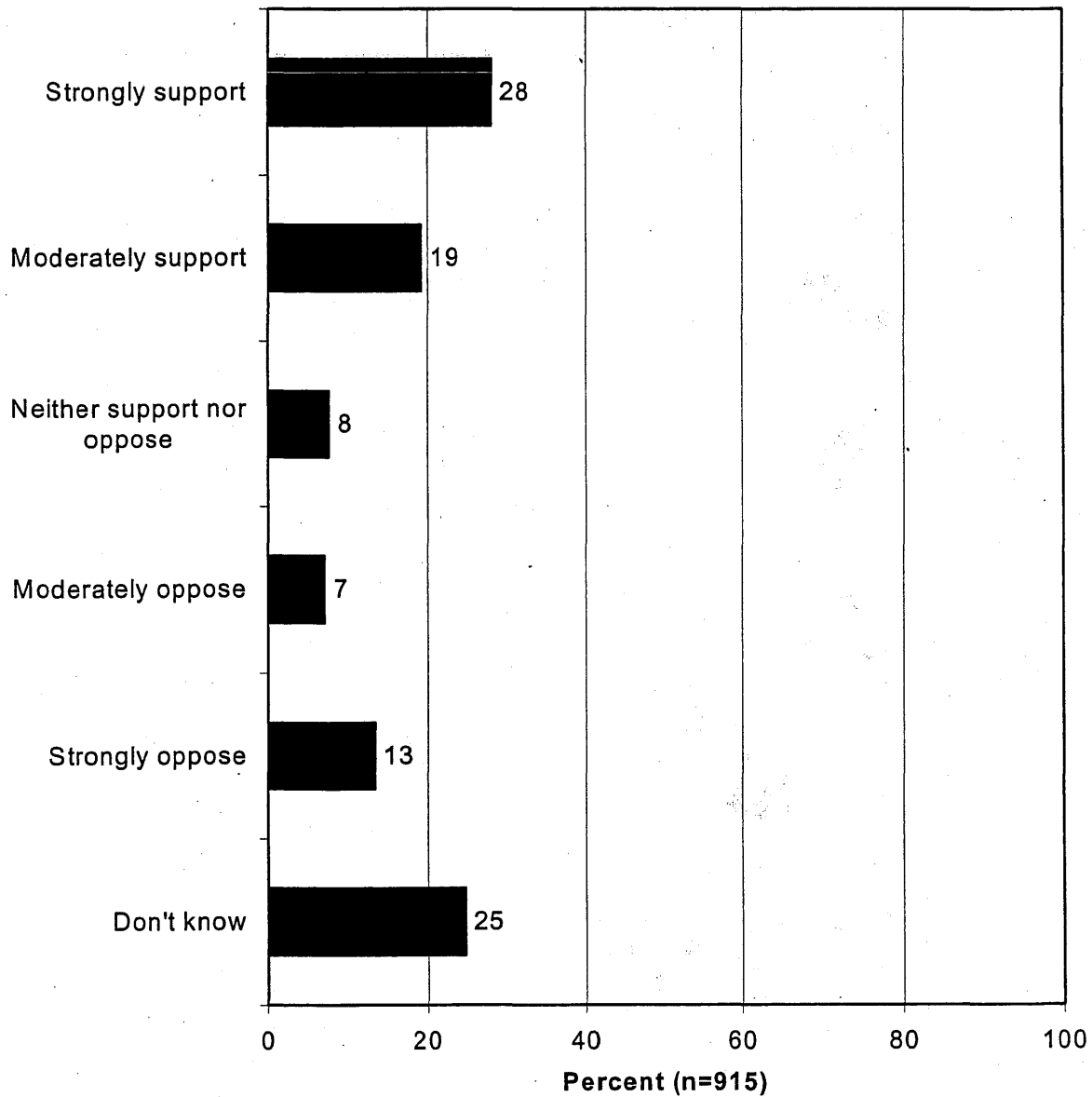
As with other questions about proposed changes to the Zone 3 seasons, question 100 had a substantial percentage of hunters giving the “don’t know” response (33%). Otherwise, there was not broad support for nor opposition to changing the current Zone 3 seasons to have an antlerless-only season followed by a bucks-only season: only 19% indicated support and 36% indicated opposition to such a proposal.

Q100. Would you support or oppose changing the current Zone 3 seasons to have an antlerless-only season followed by a bucks-only season?



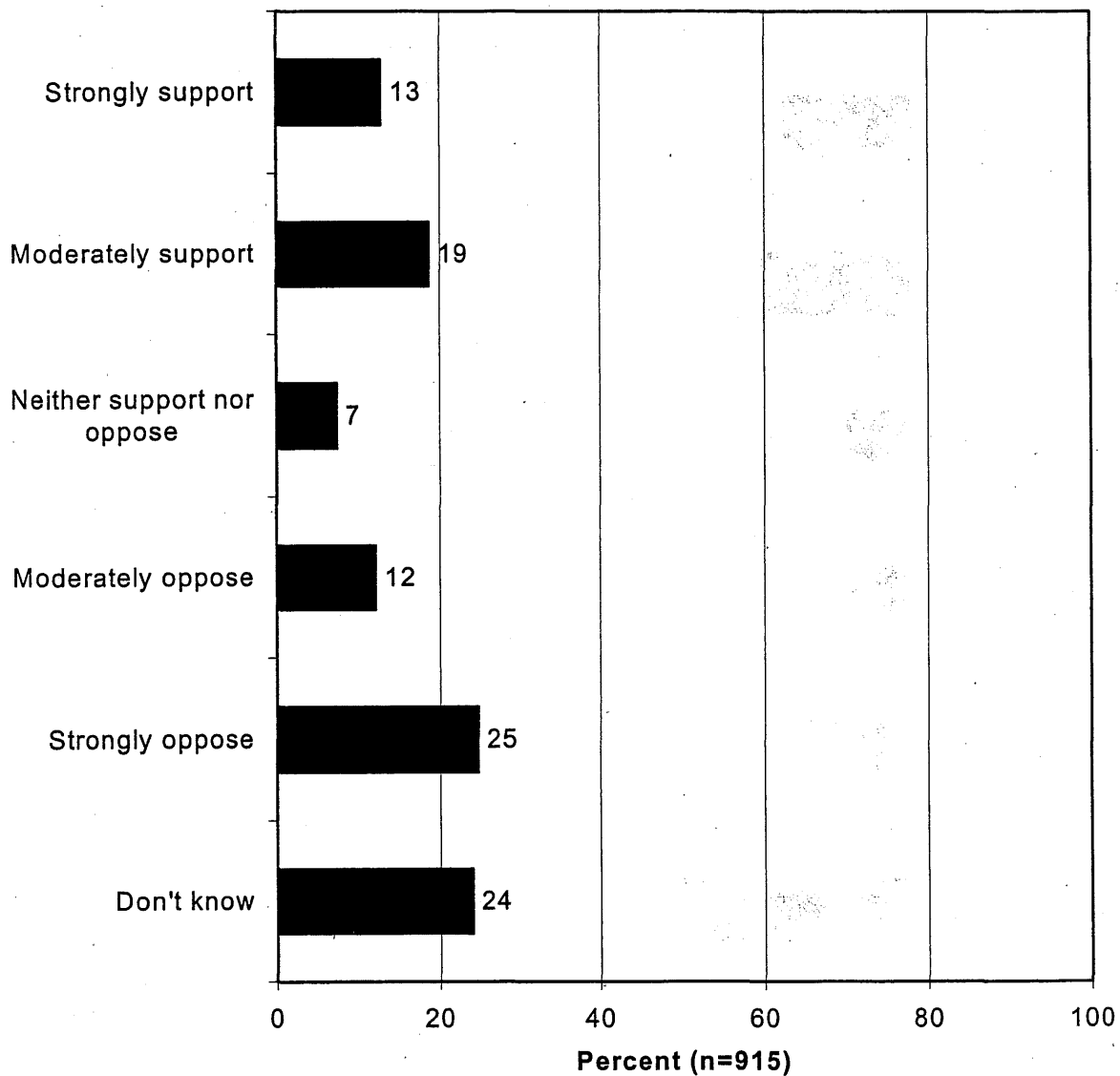
The survey asked hunters about their support or opposition to combining the 4A and 4B firearms seasons into one 9-day season in those portions of Zone 4 that need additional harvest. More hunters supported (47%) such a proposal than opposed it (20%). Again, a high percentage gave the “don’t know” response (25%).

Q101. Would you support or oppose combining the 4A and 4B firearms seasons into one 9-day season in those portions of Zone 4 which have a history of needing additional harvest?



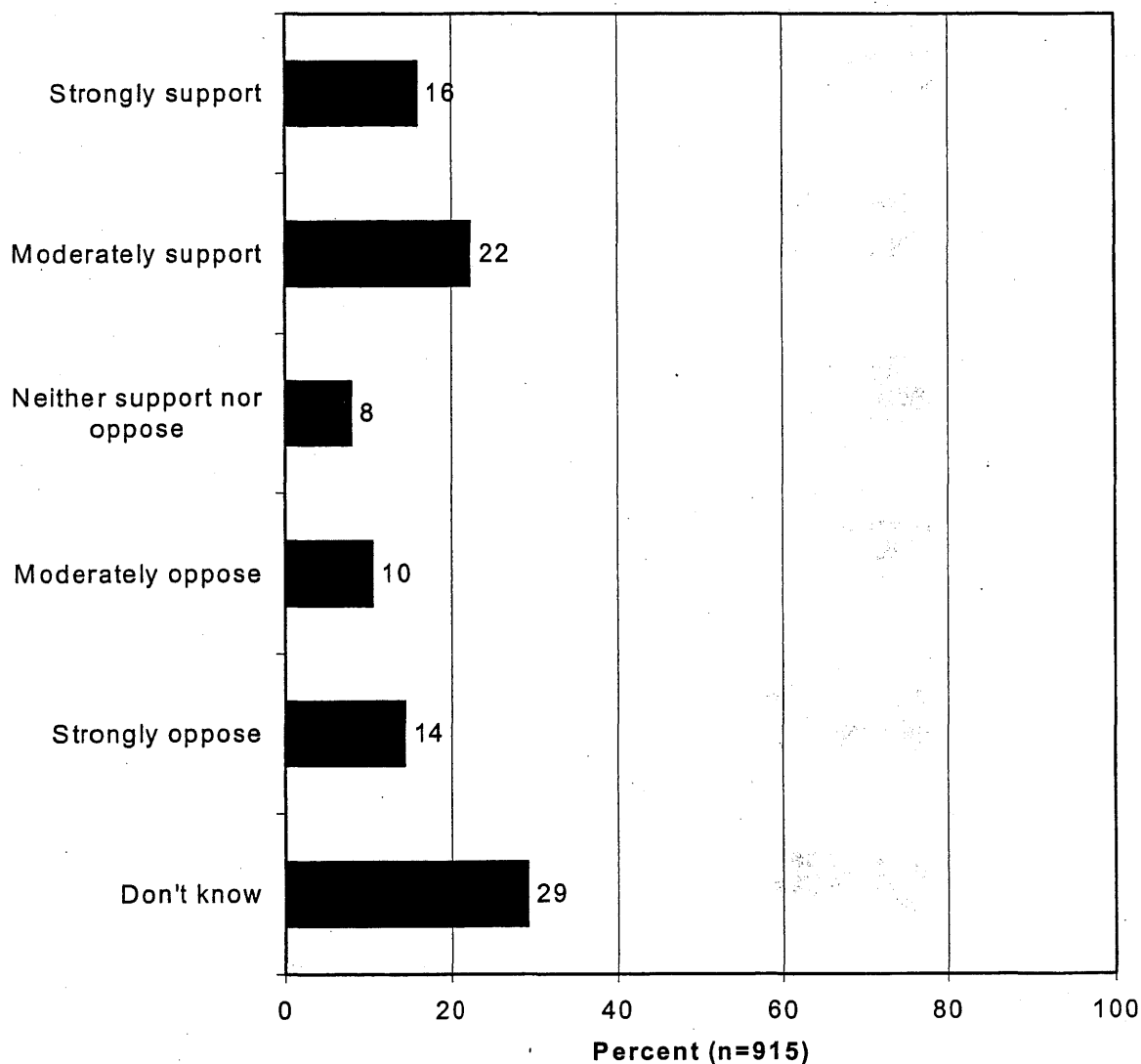
The survey asked all hunters about their support or opposition to combining the Zone 4 firearms seasons if it meant limiting the number of deer hunting licenses issued for that zone each year. Slightly more opposed (37%) than supported (32%) the proposal, although "strongly oppose" had the highest percentage of respondents (25%), followed closely by "don't know" (24%).

Q102. Would you support or oppose combining the Zone 4A and 4B firearms seasons into one 9-day season, if it meant limiting the number of deer hunting licenses issued for that zone each year?



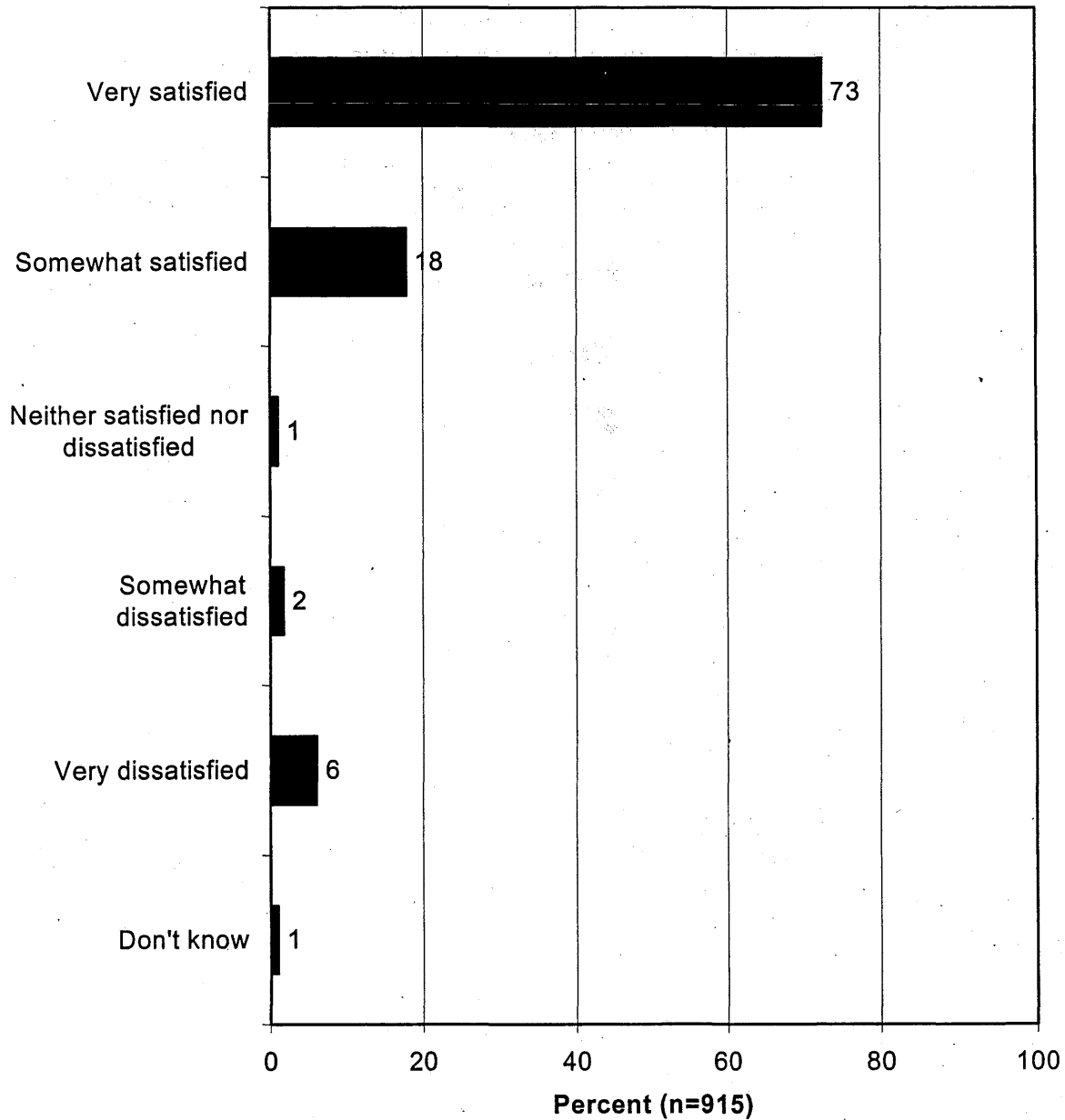
Question 103 was specific to Zone 2A, asking about support or opposition to lengthening the Zone 2A firearms season to 16 days in the forested northern portions of the zone. Support was narrowly higher than opposition (38% strongly or moderately supported, 24% moderately or strongly opposed). The response with the highest percentage of respondents was “don’t know” (29%).

Q103. Would you support or oppose lengthening the Zone 2A (transition area from the Twin Cities to Lake of the Woods) firearms season to 16 days total in forested northern portions of Zone 2?



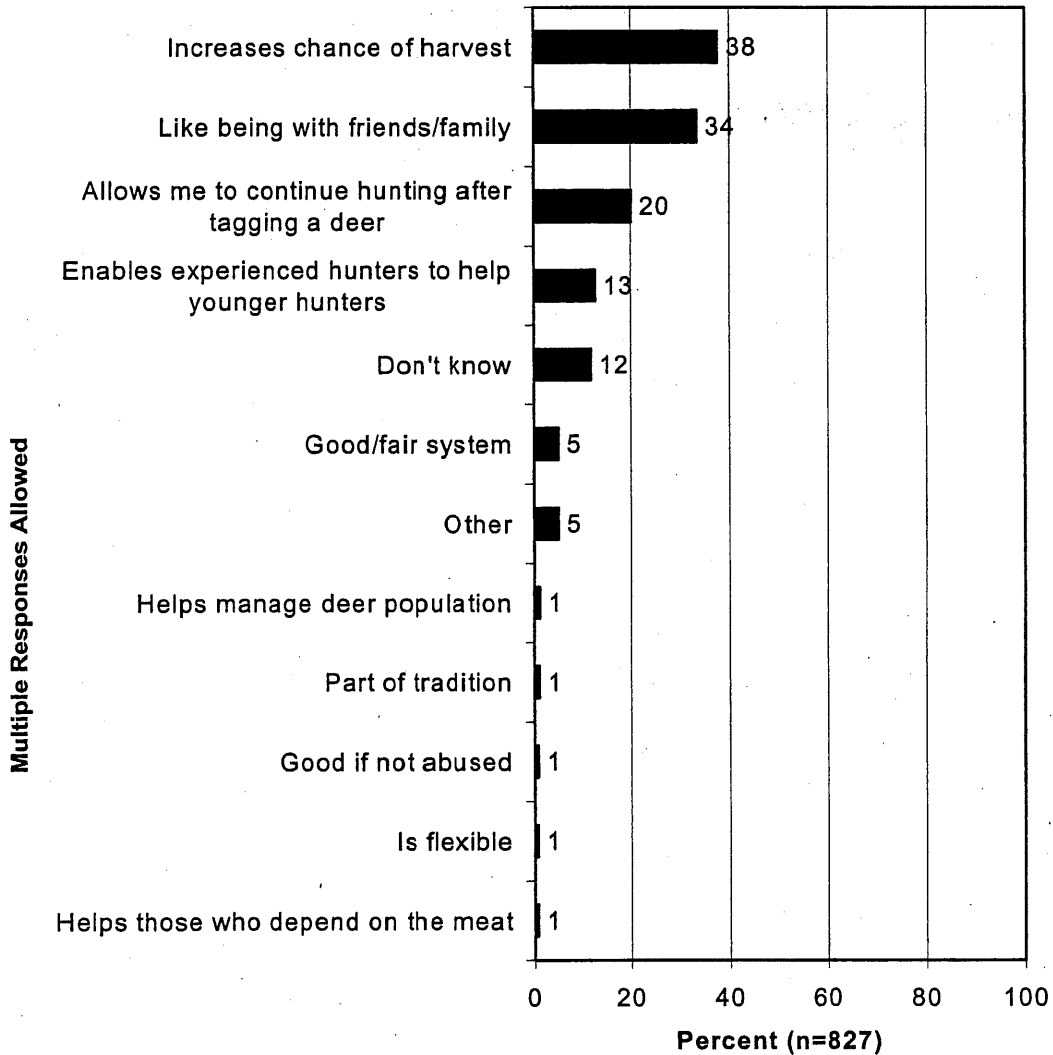
The survey had four questions about party hunting regulations. The results showed broad satisfaction with the current party hunting regulations, with 91% being satisfied, including 73% who said that they were very satisfied. Only 8% were dissatisfied.

Q104. Minnesota's party hunting regulations allow hunters in the field together to shoot and tag deer for each other. Are you satisfied or dissatisfied with these regulations?



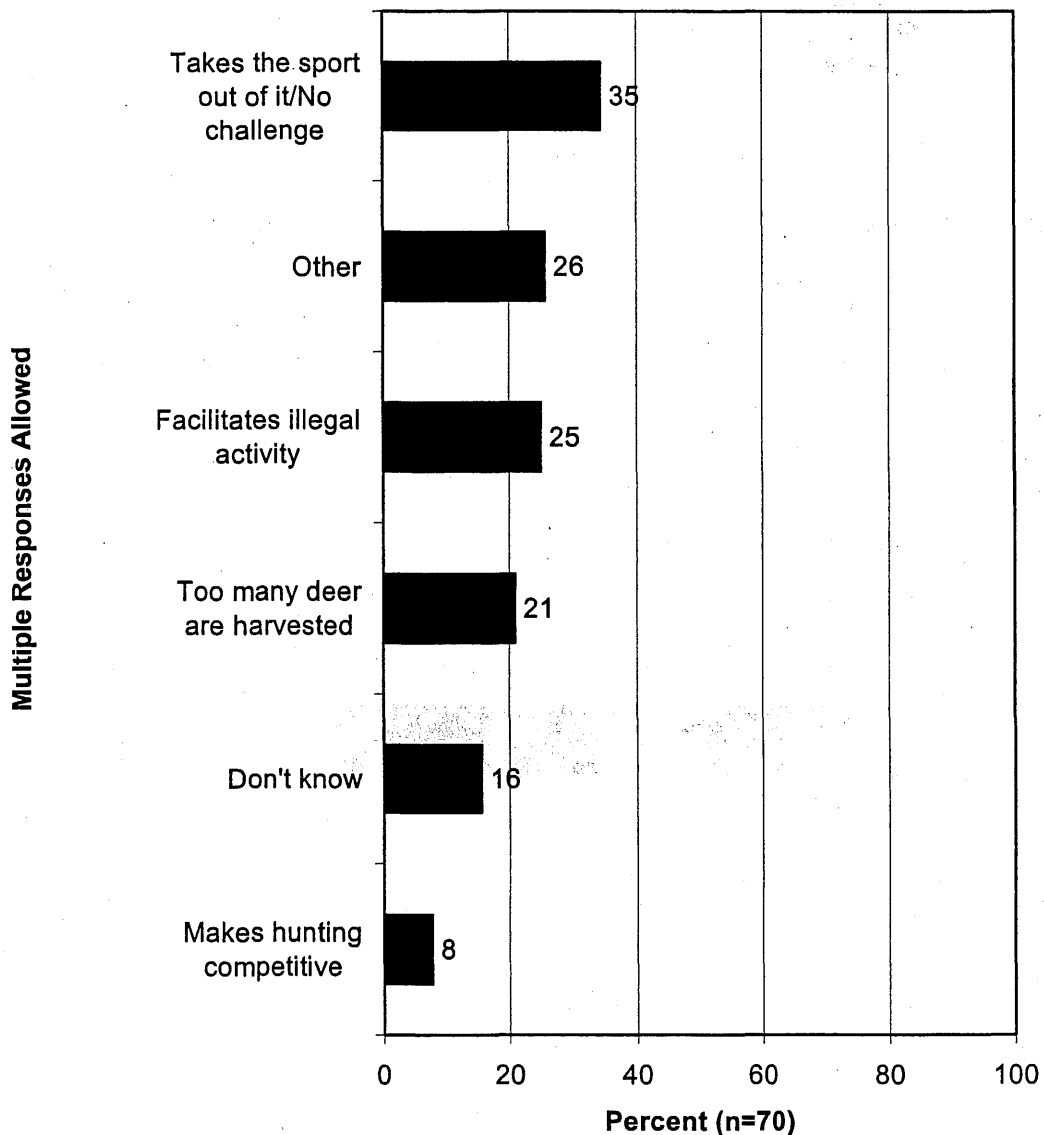
Of those who were very or somewhat satisfied with the current party hunting regulations, the survey asked for the reason(s) that they were satisfied. The top response was that the current party hunting regulations increased the chance of harvest (38%), followed by the fact that respondents liked being with friends and family (34%). Another important response was that it allowed the respondent to continue hunting after tagging a deer (20%).

Q106. Why are you satisfied with Minnesota's current party hunting regulations? (Asked only of the 91% who said in Q104 that they were very or somewhat satisfied with Minnesota's party hunting regulations.)



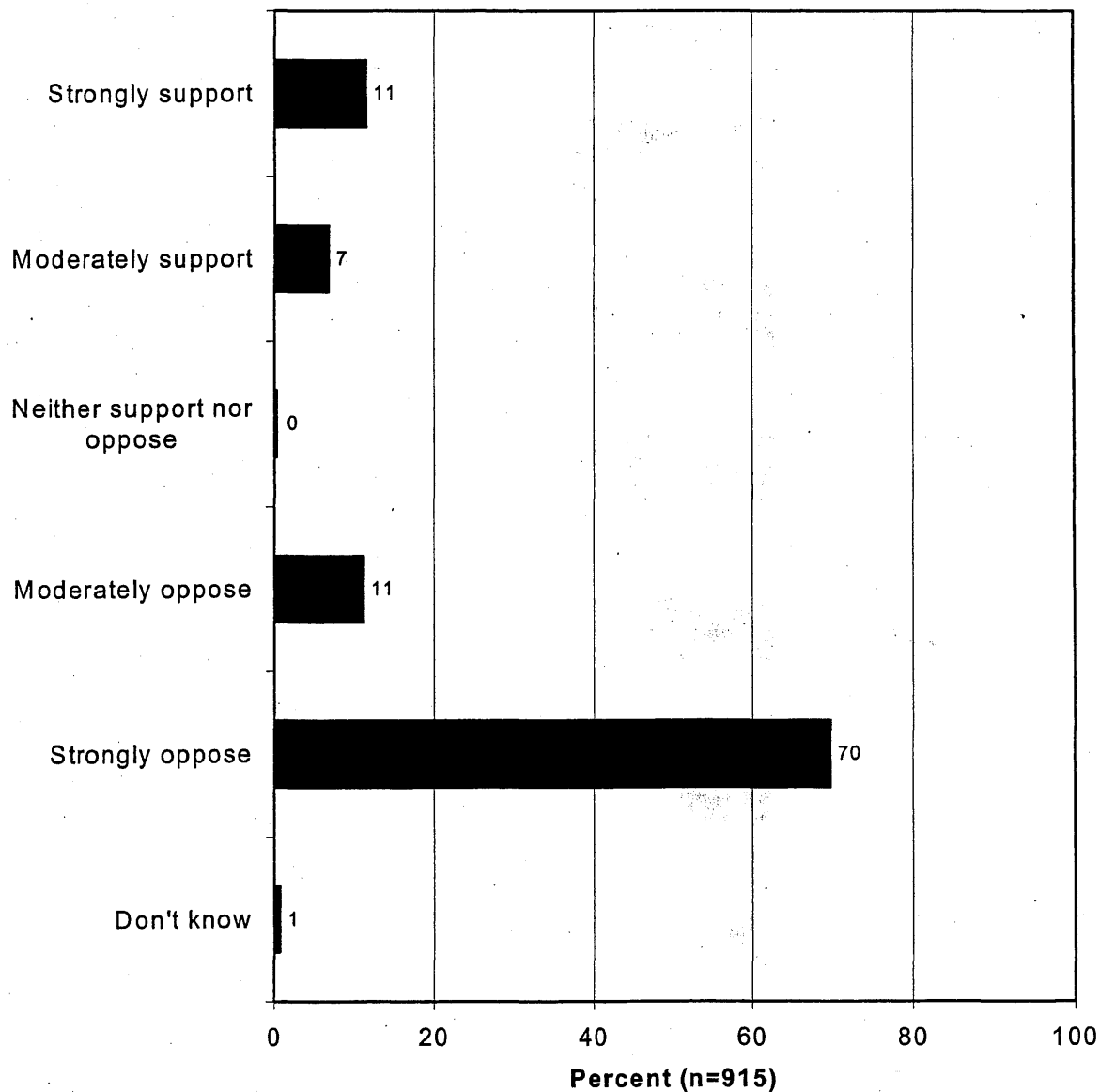
Of those who expressed dissatisfaction with the current party hunting regulations, the reasons for their dissatisfaction included that it takes the sport out of hunting (35%), that it facilitates illegal activity (25%), and that it results in too many deer being harvested (21%).

Q109. Why are you dissatisfied with Minnesota's current party hunting regulations? (Asked only of the 8% who said in Q104 that they were somewhat or very dissatisfied with Minnesota's party hunting regulations.)



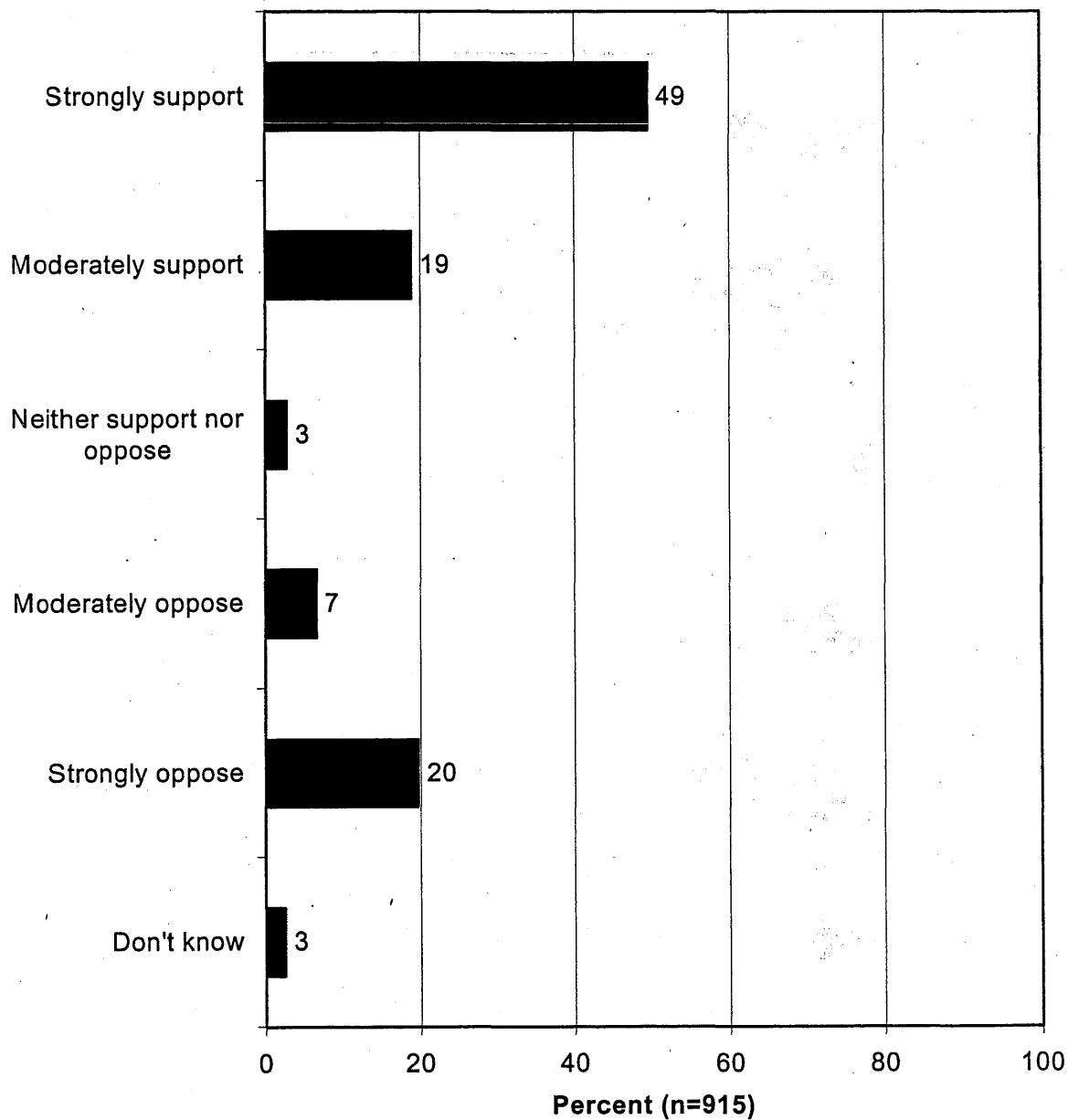
Question 111 found that a large majority of hunters (81%) opposed the proposal to eliminate the ability of party members hunting together to shoot and tag deer for each other, with 70% of hunters indicating that they were strongly opposed to such a proposal. This result corresponds well with the results of question 104, in which an overwhelming majority expressed satisfaction with current party hunting regulations.

Q111. Would you support or oppose eliminating the ability of party members hunting together to shoot and tag deer for each other in Minnesota?



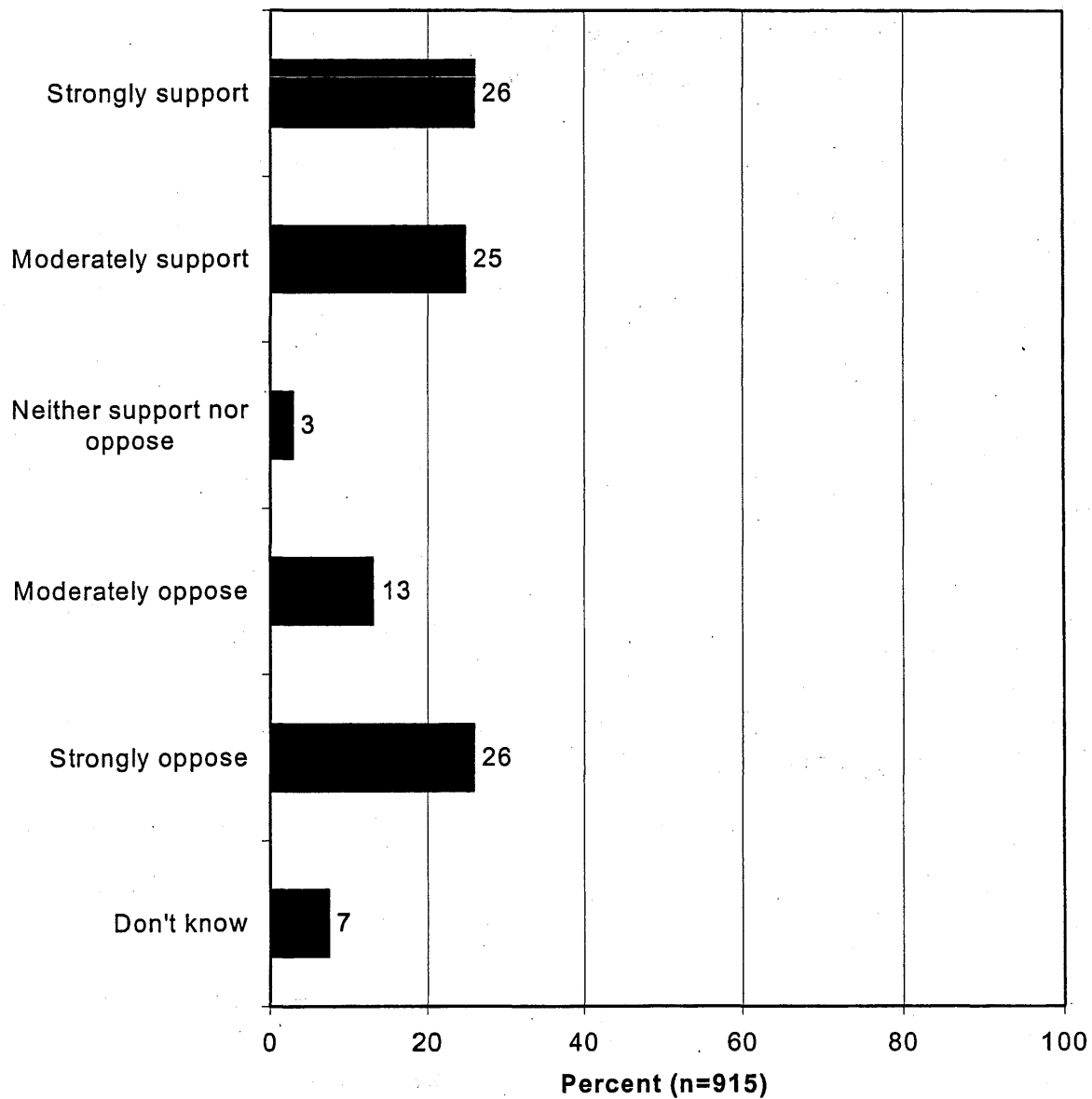
The survey included three questions about bag limits. Most hunters supported (68%) increasing the basic season limit to two deer to allow one by gun and one by bow. Roughly a quarter of those surveyed, however, said they moderately or strongly opposed (27%) such an increase.

Q112. Currently, the basic season limit for deer in Minnesota is one deer. Would you support or oppose increasing the basic season limit to two deer, one with a gun and one with a bow?



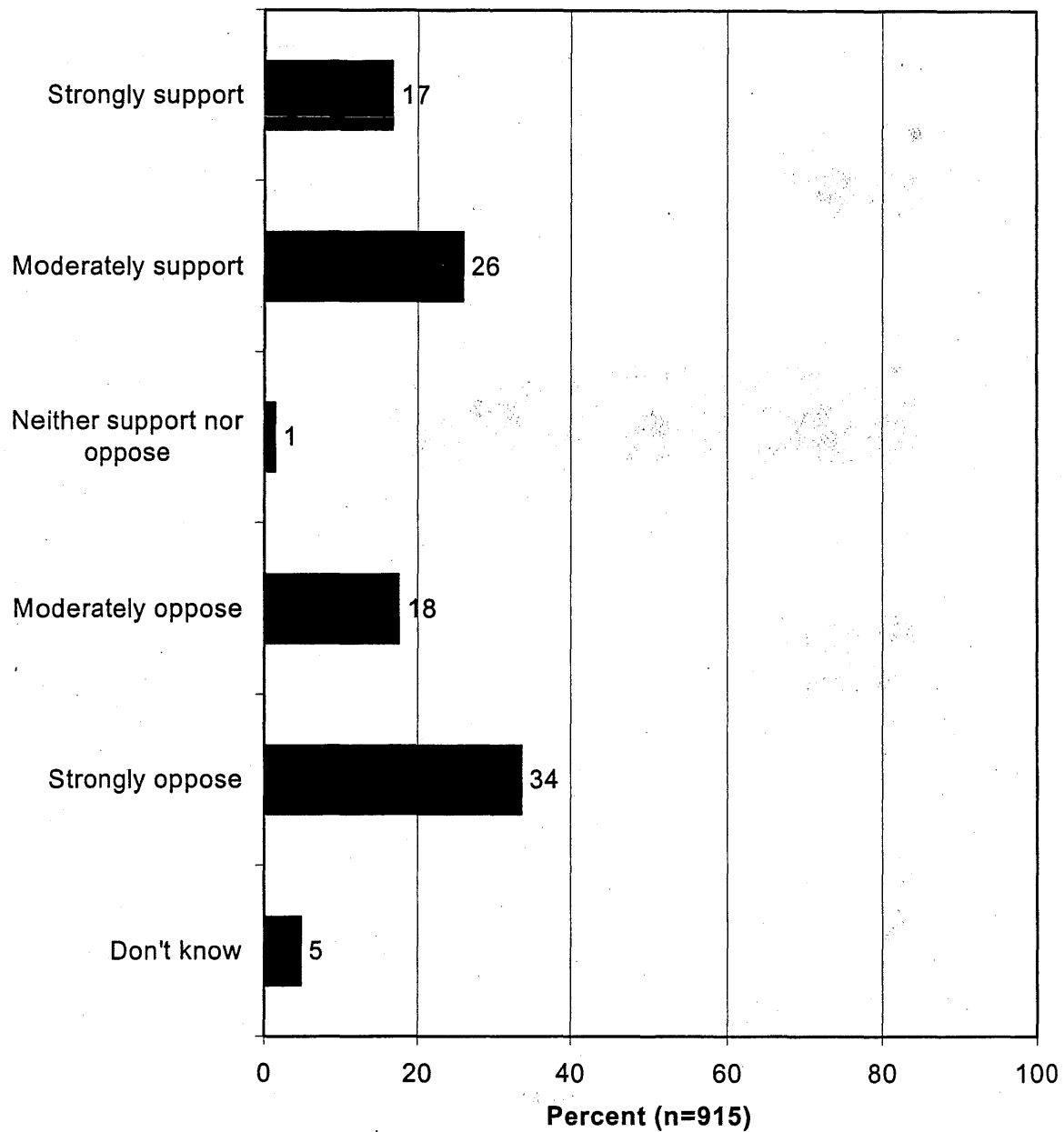
When asked if they supported or opposed an increase in the basic season limit to two deer (one by gun and one by bow) if archers and muzzleloaders were required to apply for an antlerless deer permit, 51% of hunters strongly or moderately supported an increase, but a substantial portion (39%) moderately or strongly opposed an increase in the basic season limit.

Q113. Would you support or oppose increasing the basic season limit to two deer (one by gun, one by bow) if archers and muzzleloaders were required to apply for antlerless deer permits?



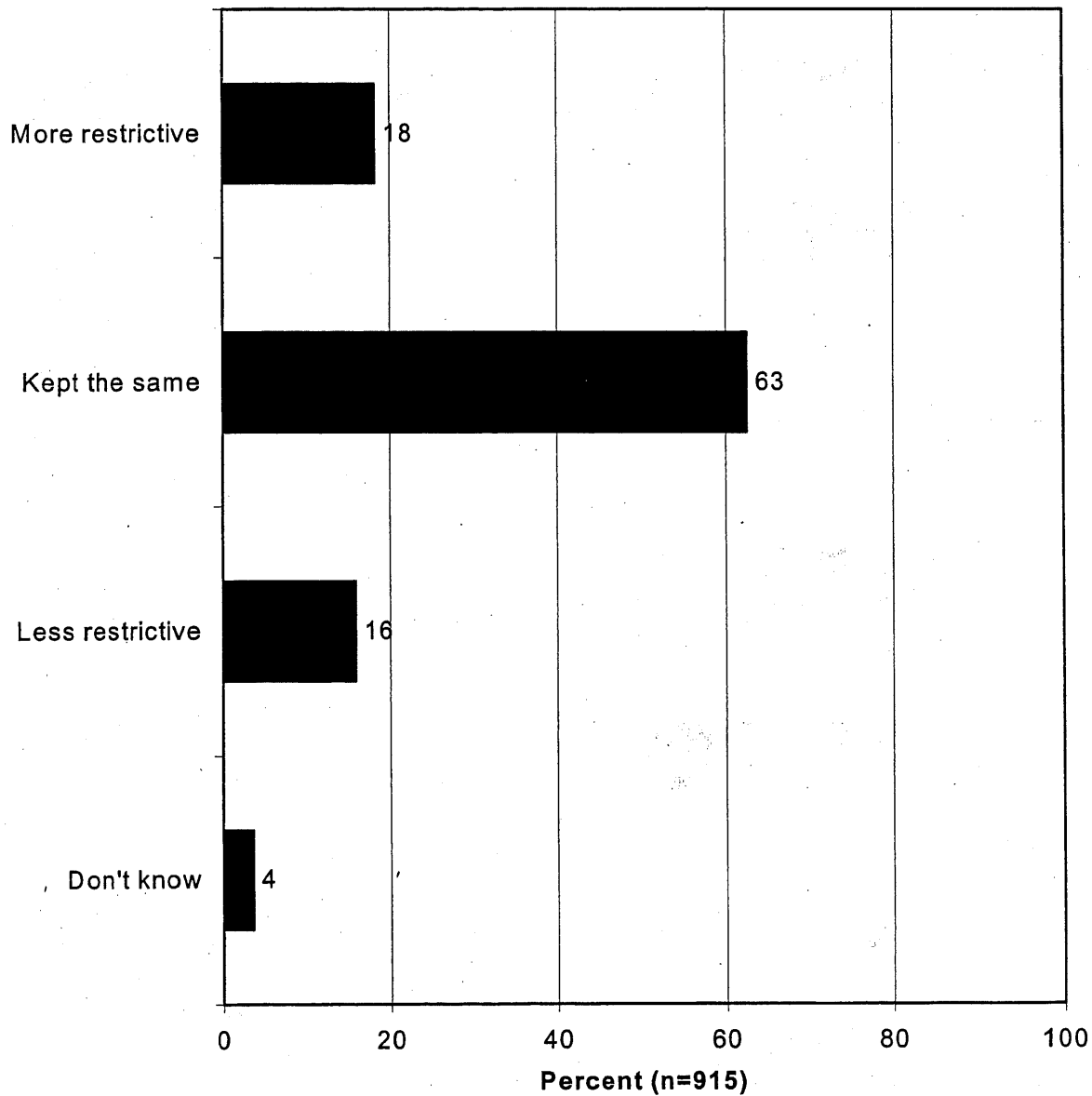
A proposal to increase the basic season limit to two deer as long as fewer antlerless deer permits would be available to regular firearms hunters was not supported by a majority of hunters: 52% indicated opposition, and 43% indicated support.

Q114. Would you support or oppose increasing the basic season limit to two deer if fewer antlerless permits would be available to regular gun hunters?



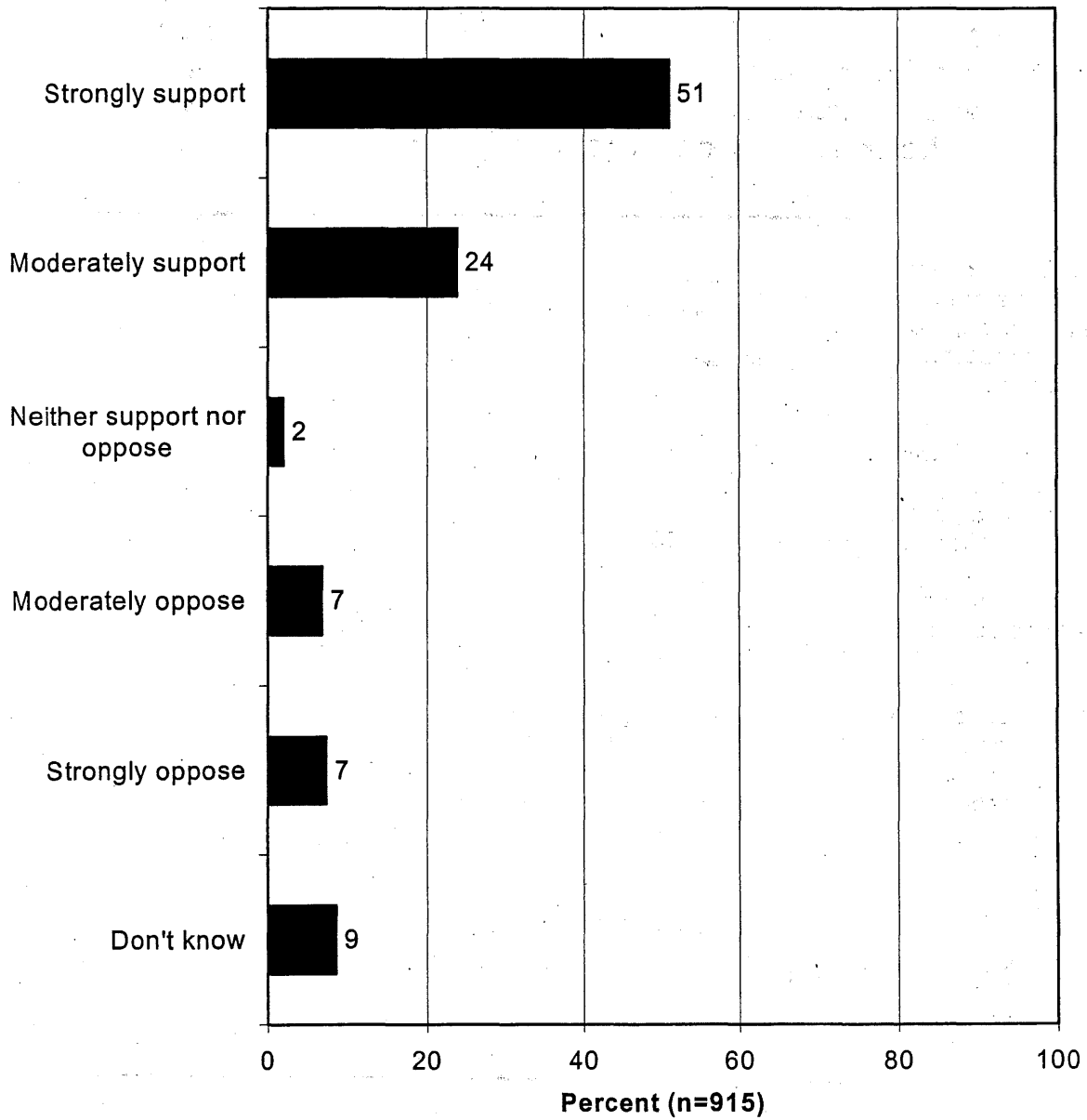
There was no consensus among hunters to change ATV deer hunting rules. The response to make the regulations more restrictive (18%) was only slightly higher than the response to make the regulations less restrictive (16%). Both of these were outweighed by a strong majority (63%) who favored keeping the ATV hunting regulations the same.

Q118. Do you think that ATV deer hunting rules should be more restrictive, less restrictive, or kept the same?



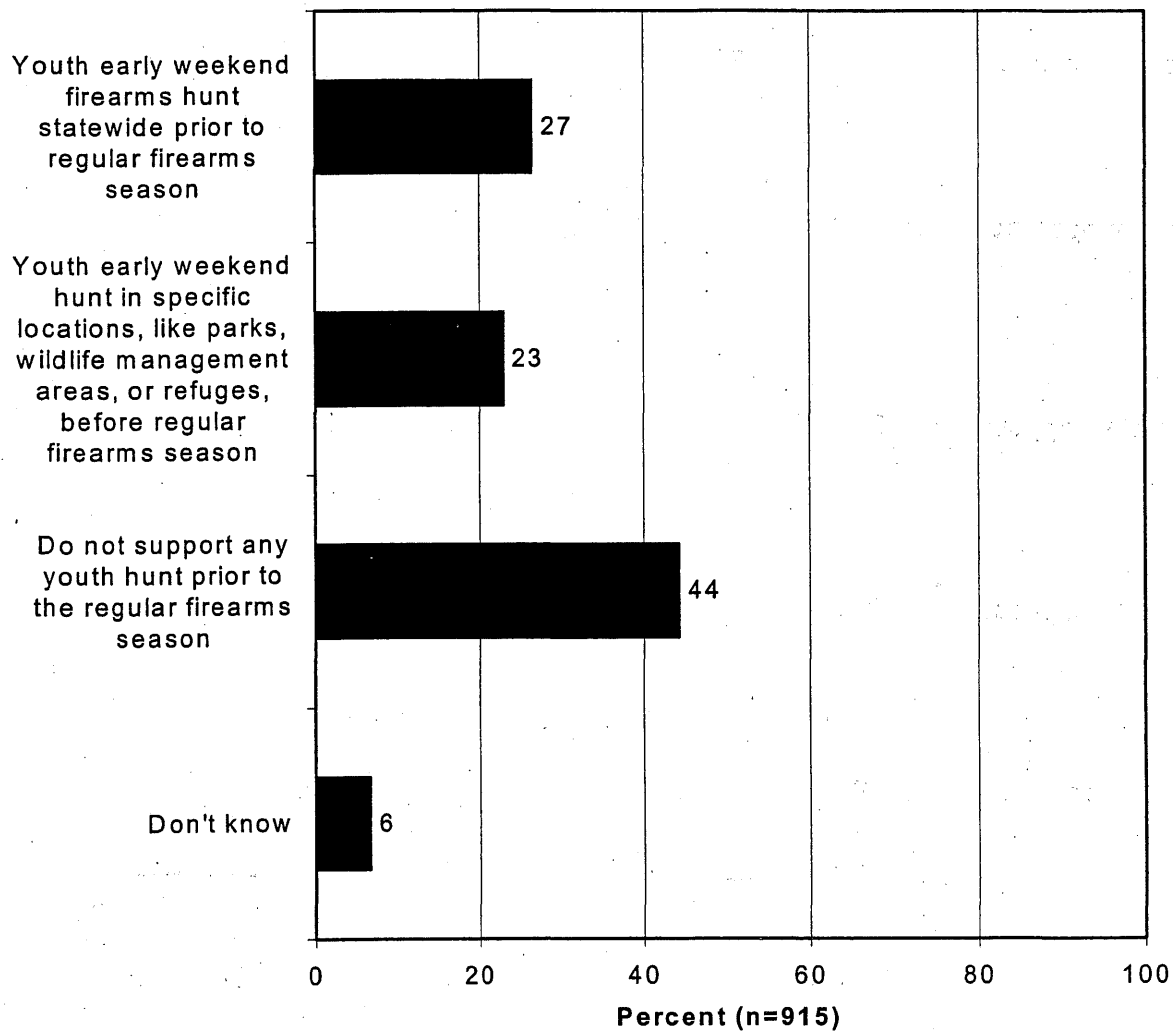
Question 119, however, determined that most hunters did not believe in unlimited access to all locations by ATVs: 75% supported current restrictions on ATV use in Wildlife Management Areas.

Q119. Do you support or oppose current restrictions on ATV use in Wildlife Management Areas?



Regarding a youth-only hunt prior to the regular firearms season, 50% favored some sort of hunt only for youth prior to the regular firearms season, either a youth early weekend hunt statewide prior to the regular firearms season (27%) or a youth early weekend hunt in specific locations prior to the regular firearms season (23%). There was much opposition to youth-only hunting prior to the regular firearms season, however, with 44% opposing any youth hunt prior to the regular firearms season.

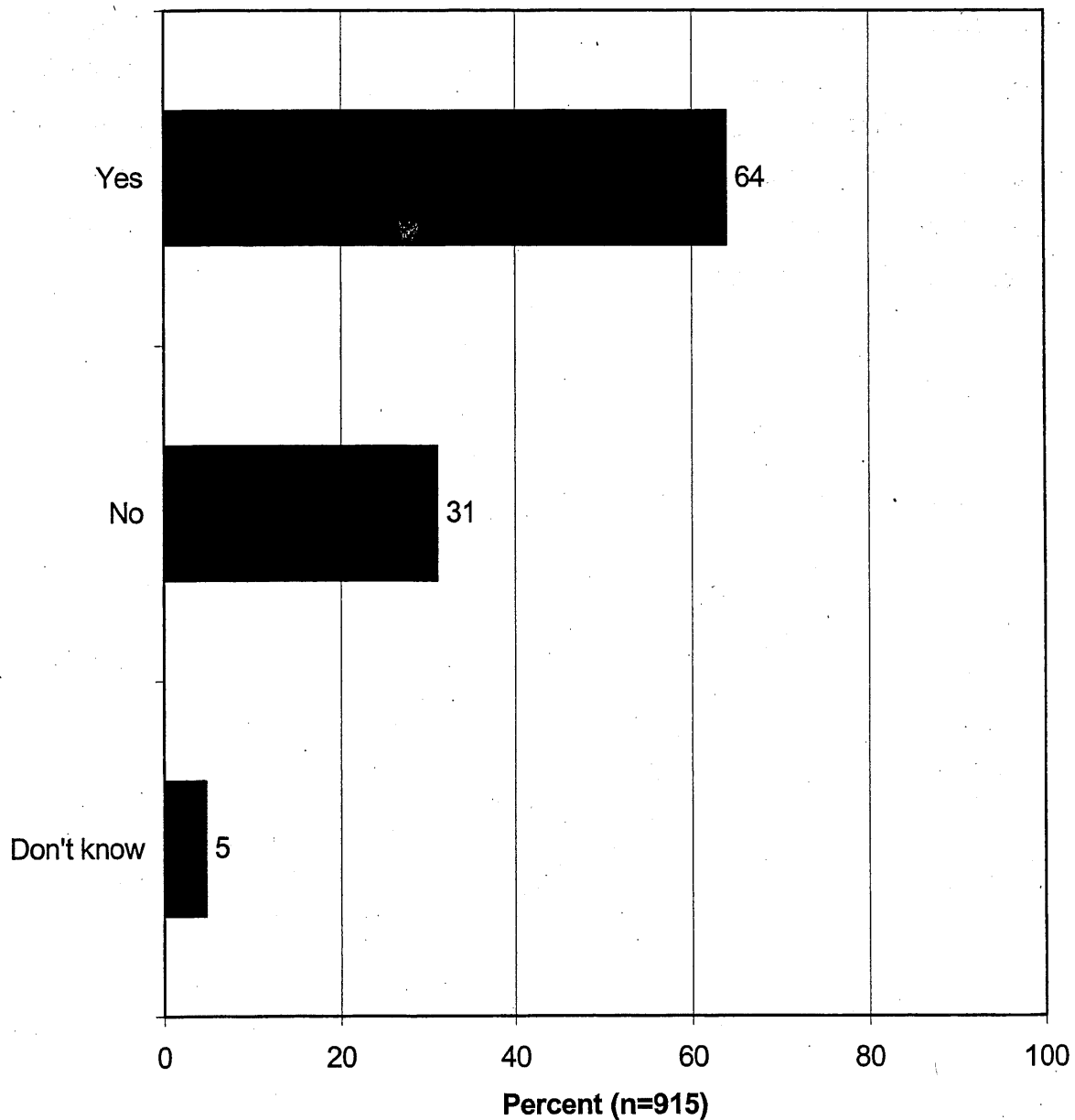
Q120. The Minnesota DNR is considering a youth-only deer hunt to help improve recruitment and retention of deer hunters. Relating to the regular firearms season, please tell me which of the following options appeals most to you.



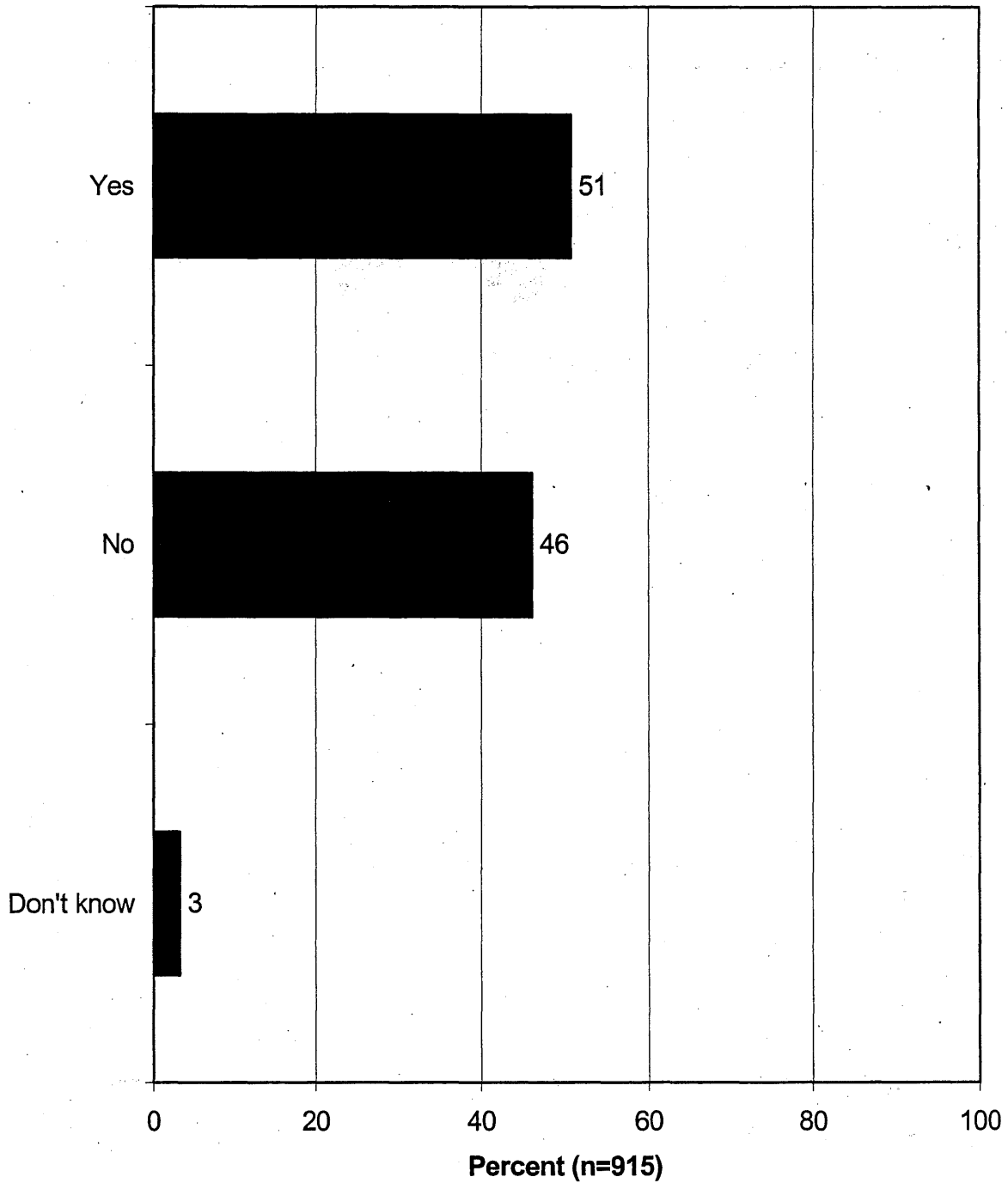
Strategies for Increasing Deer Harvest to Reach Population Objectives

The survey had four questions about strategies to increase the antlerless deer harvest to reach population objectives. The most popular proposed way to increase the antlerless deer harvest was to have the deer processed and donated to food shelves without a direct cost to the hunter (71% saying they would harvest more antlerless deer if such a provision was made). Next was an increase in the bag limits (64% of the hunters said they would increase their antlerless harvest if such a provision were made). Lengthening the season would prompt only 51% of hunters to harvest more antlerless deer (46% saying it would *not* prompt them to harvest more antlerless deer). Finally, offering the option of having the deer processed and donated to food shelves for a fee included with the license would prompt only 46% of hunters to harvest more antlerless deer, the only question in which more hunters indicated the proposal would *not* prompt them to harvest more antlerless deer than would prompt them to harvest more antlerless deer. These graphs appear on the following pages.

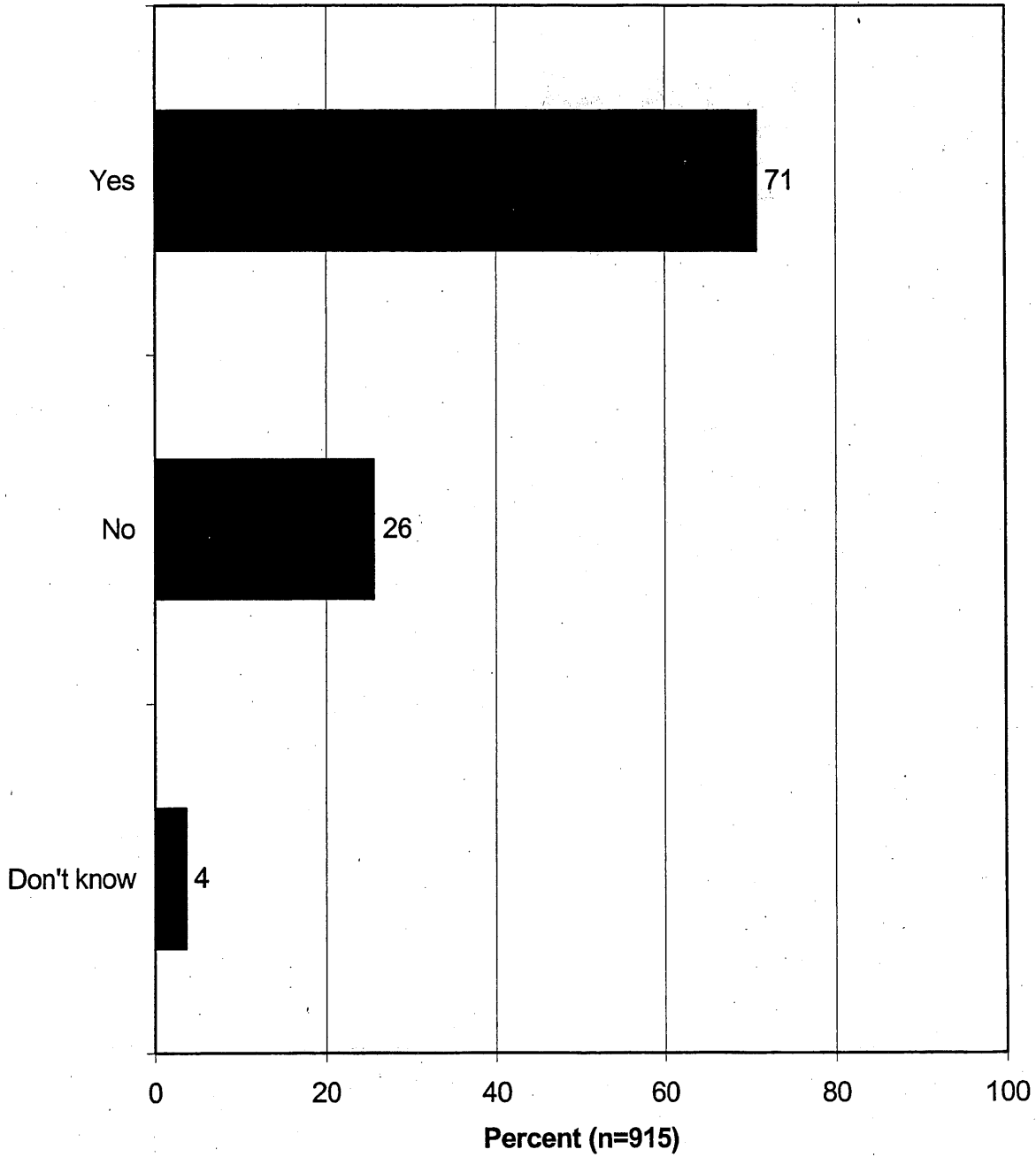
Q121. It may be necessary in some areas to harvest additional antlerless deer to meet population goals. If the bag limits were increased, would this encourage you to harvest more antlerless deer in permit areas where additional deer harvest is needed?



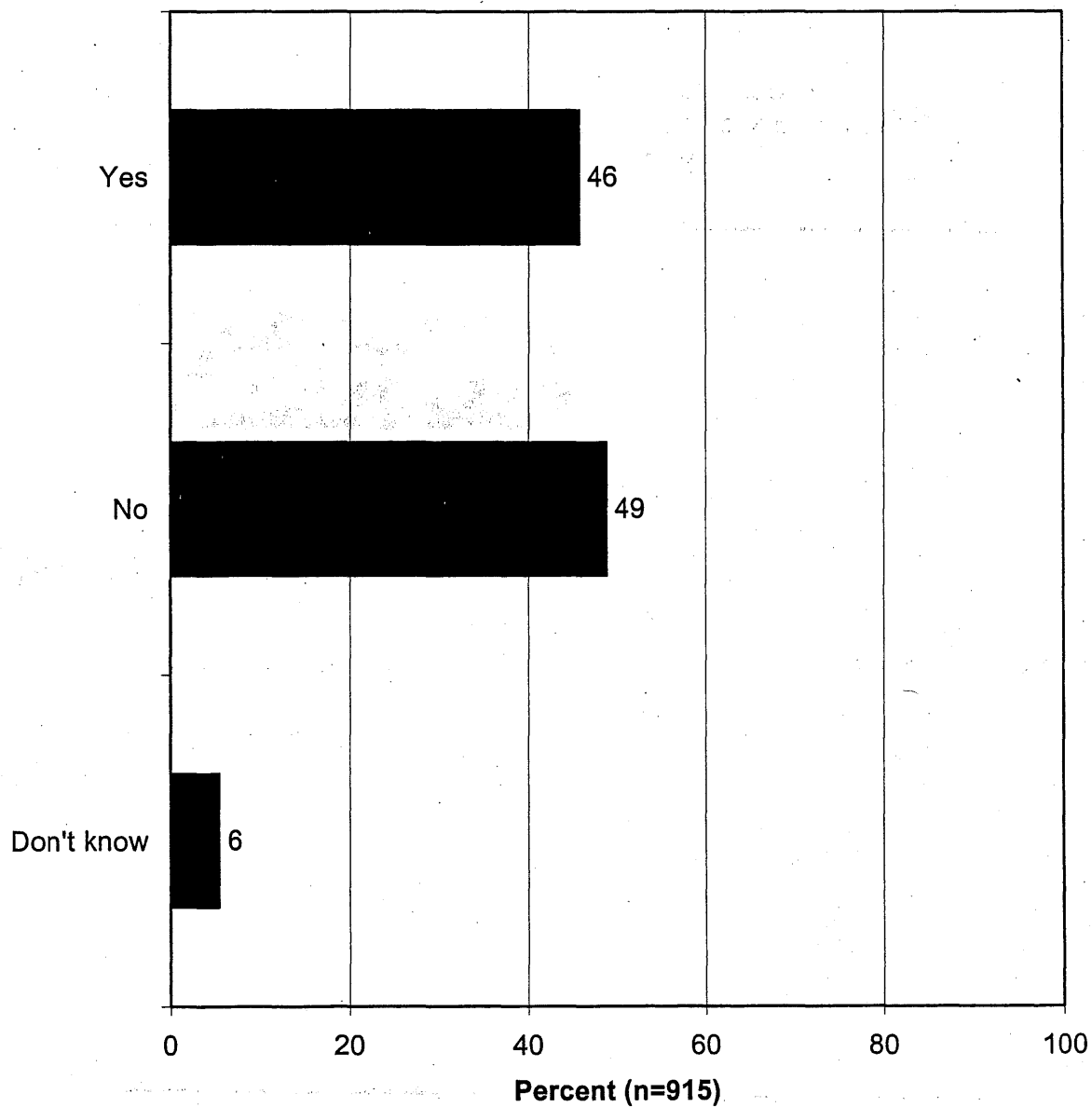
Q122. If seasons were lengthened, would this encourage you to harvest more antlerless deer in permit areas where additional deer harvest is needed?



Q123. What if you could have the deer processed and donated to food shelves without a direct cost to you? Would this encourage you to harvest more antlerless deer in permit areas where additional deer harvest is needed?



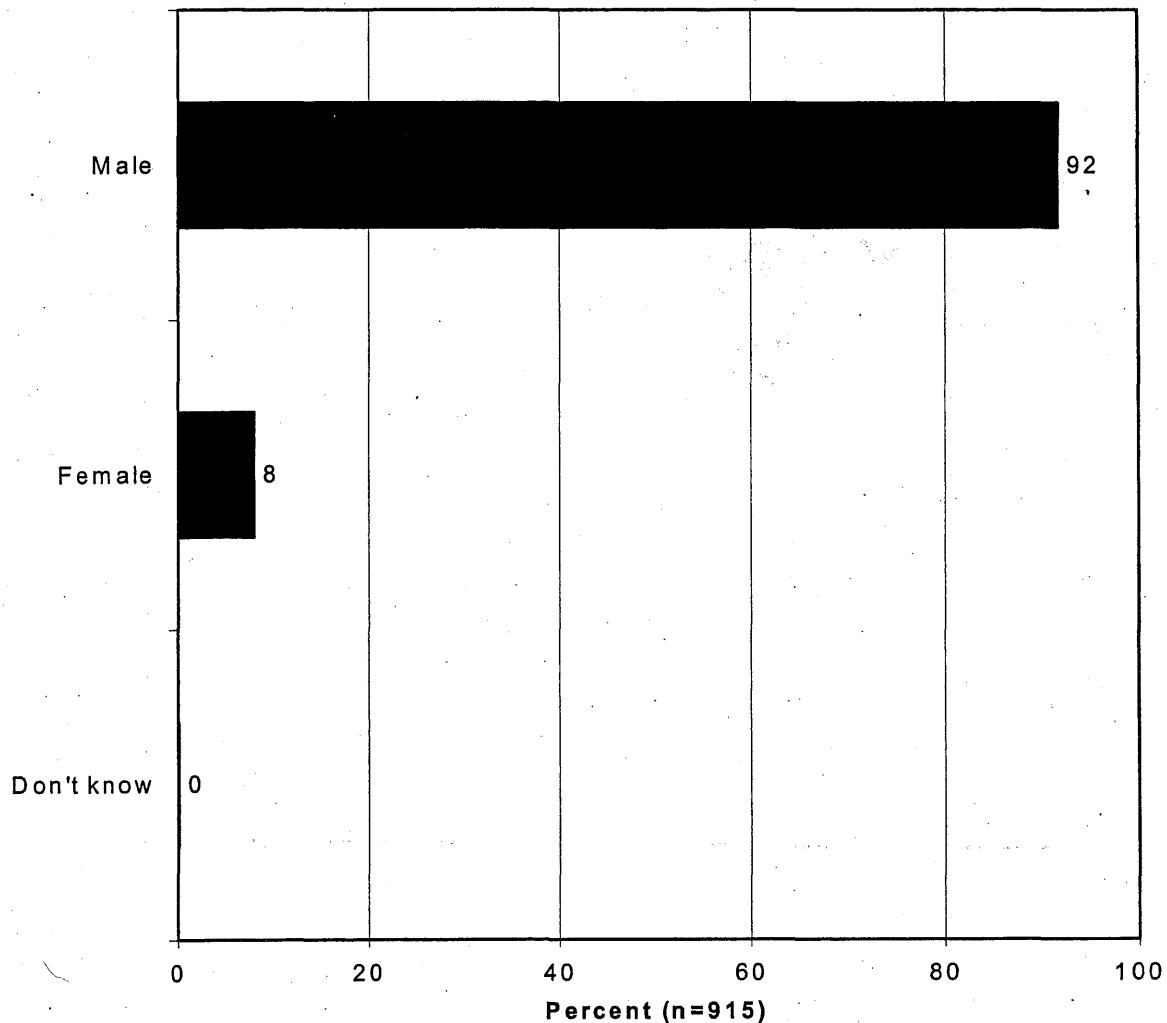
Q124. What if you could have the deer processed and donated to food shelves for a small fee that would be included in your deer license? Would this encourage you to harvest more antlerless deer in permit areas where additional deer harvest is needed?



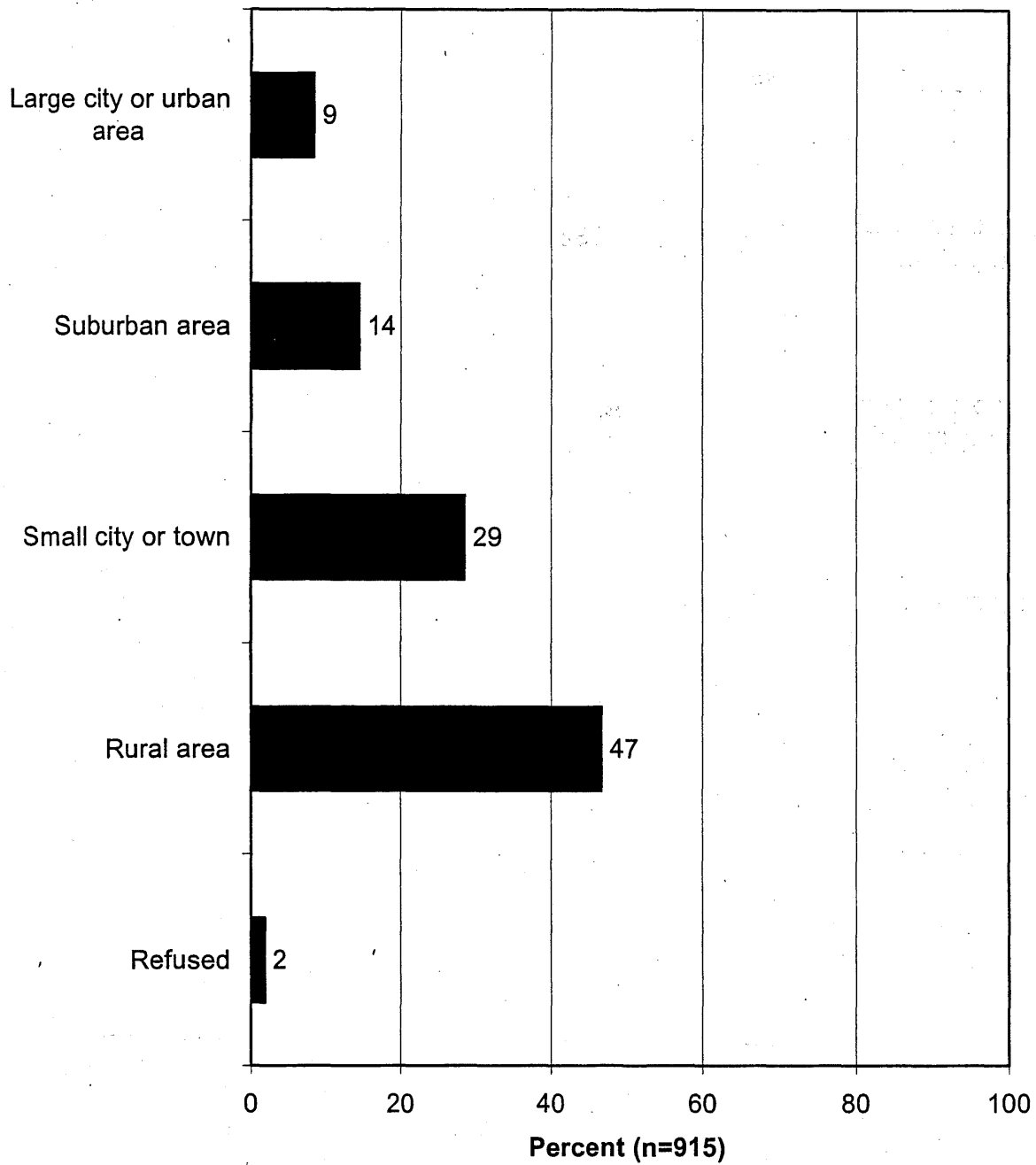
Demographics

Finally, the survey included four questions about demographics. The average age of the respondent was 43.11 years, with a standard deviation of 15.91 years. The general hunter population was largely male (92%) and lived in a rural area (47%) or small town/city (29%). Most had completed high school (86%), with half having attended college (50%). The income level that received the highest number of responses was the \$40,000-\$59,999 category, with 23% of hunters giving that response. Not surprisingly for such a sensitive question, nearly as many (20%) refused to answer.

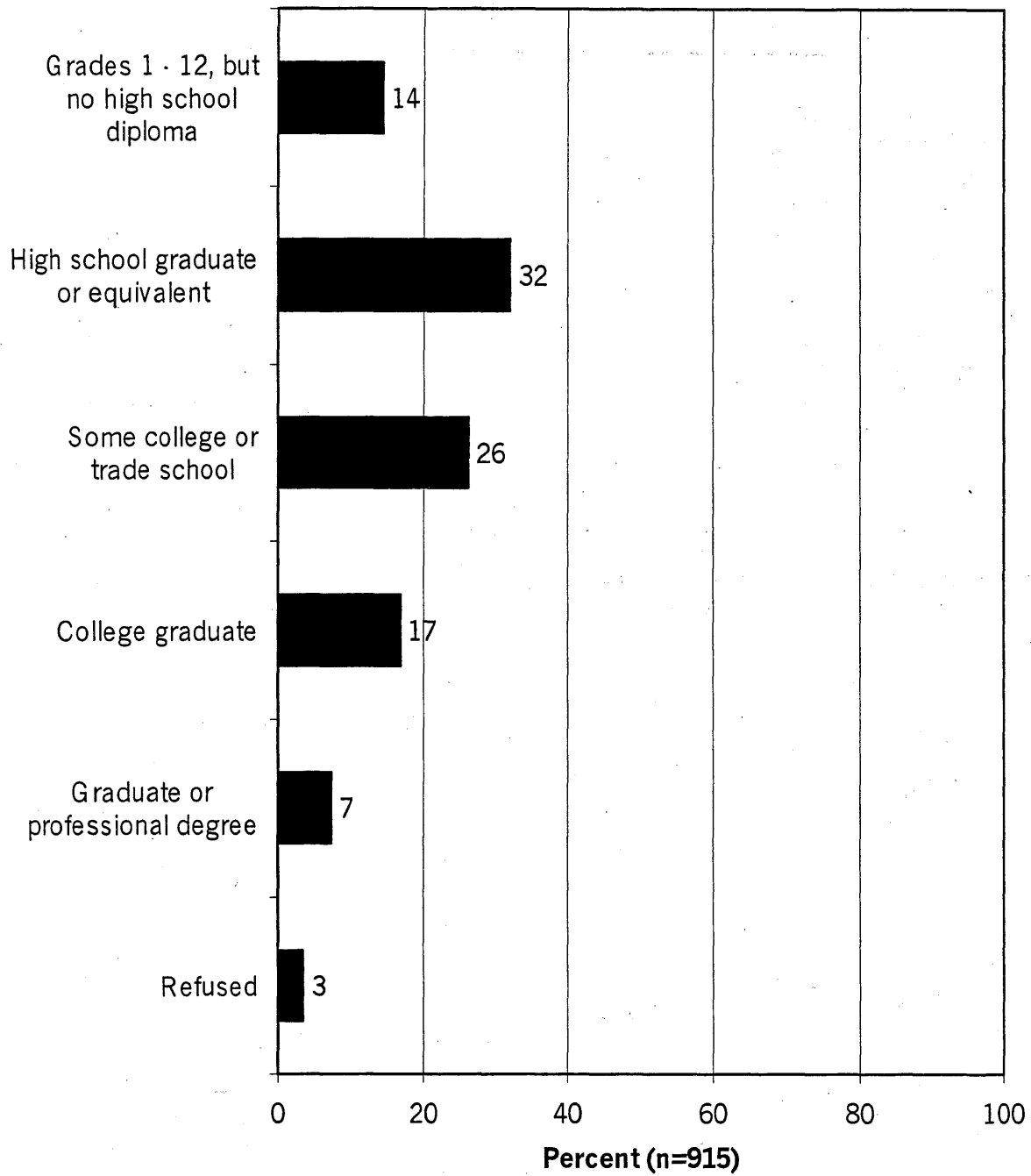
Gender of Respondent
(not asked of respondent, but recorded
by interviewer)



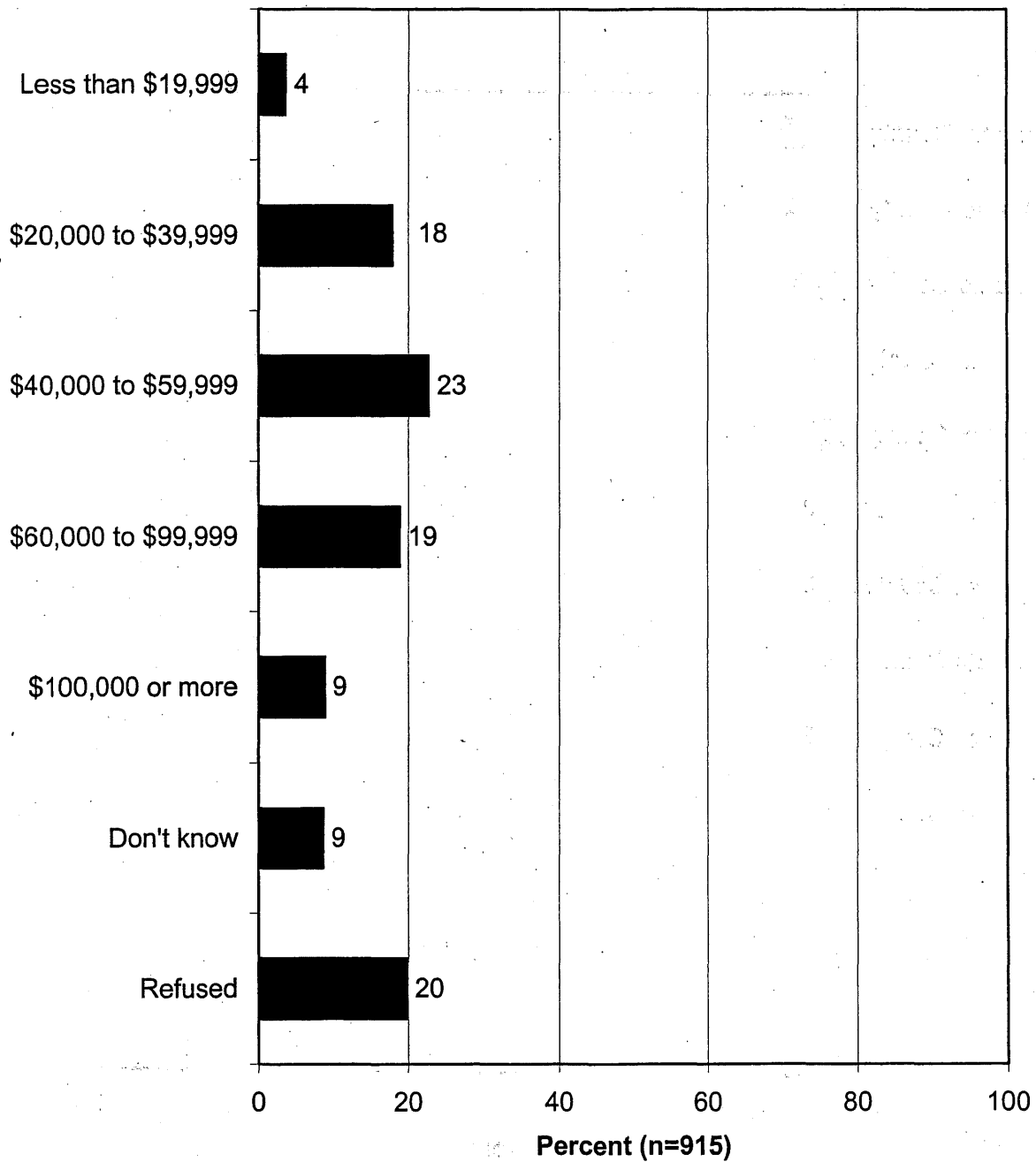
Q128. Do you consider your place of residence to be in a large city, a suburban area, a small city/town, or a rural area?



Q130. What is the highest grade level you have completed in school?

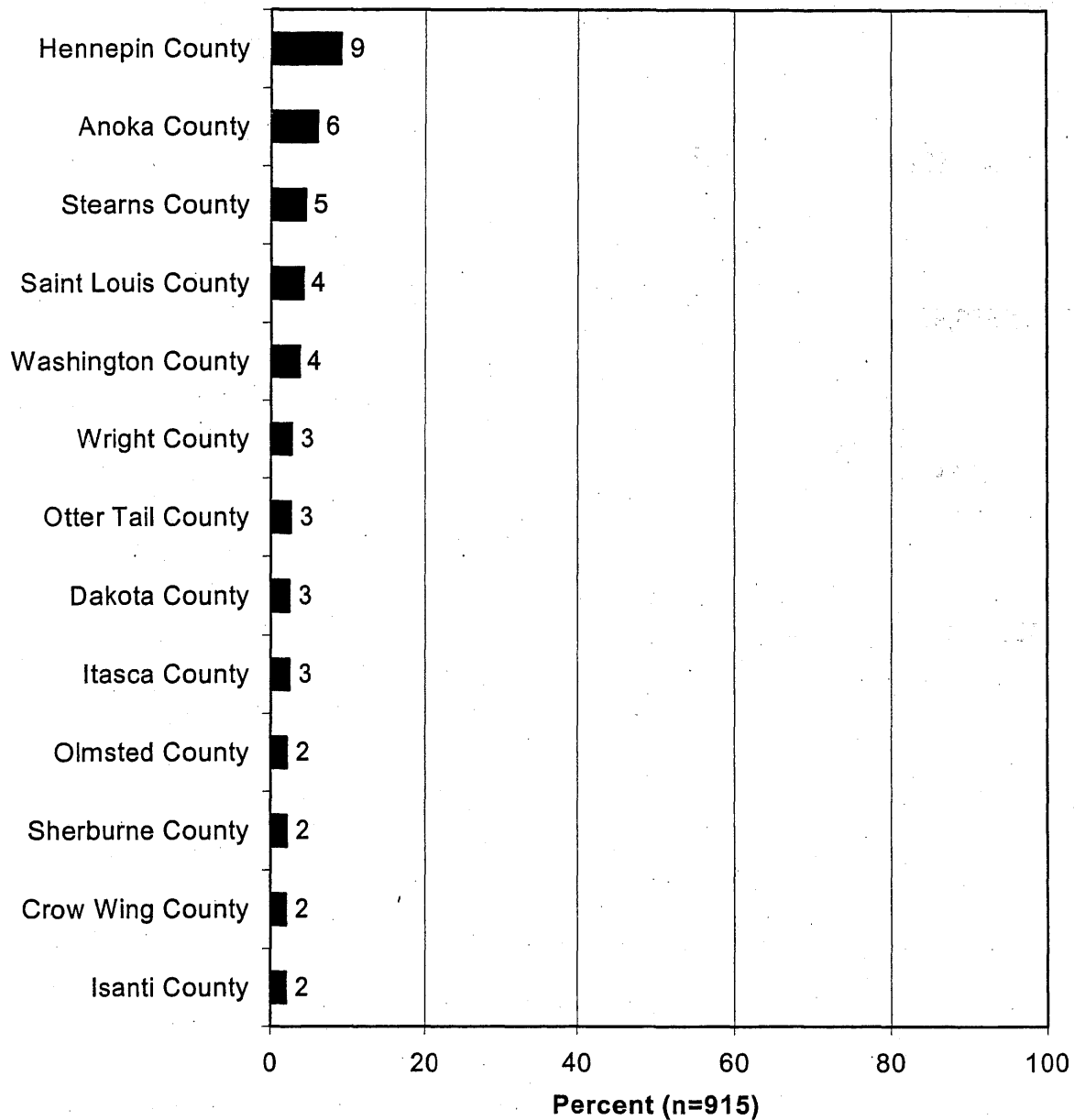


Q131. Which of these categories best describes your total household income before taxes last year?



The final graph under the Statewide Results section is the county of residence of the respondents. Of interest is that 8 of the 13 counties included in the graph below are located near Minneapolis-St. Paul, including the first 3 counties and 5 of the first 6 counties.

County of Residence
(graph shows only those counties that had more than 2% of respondents)

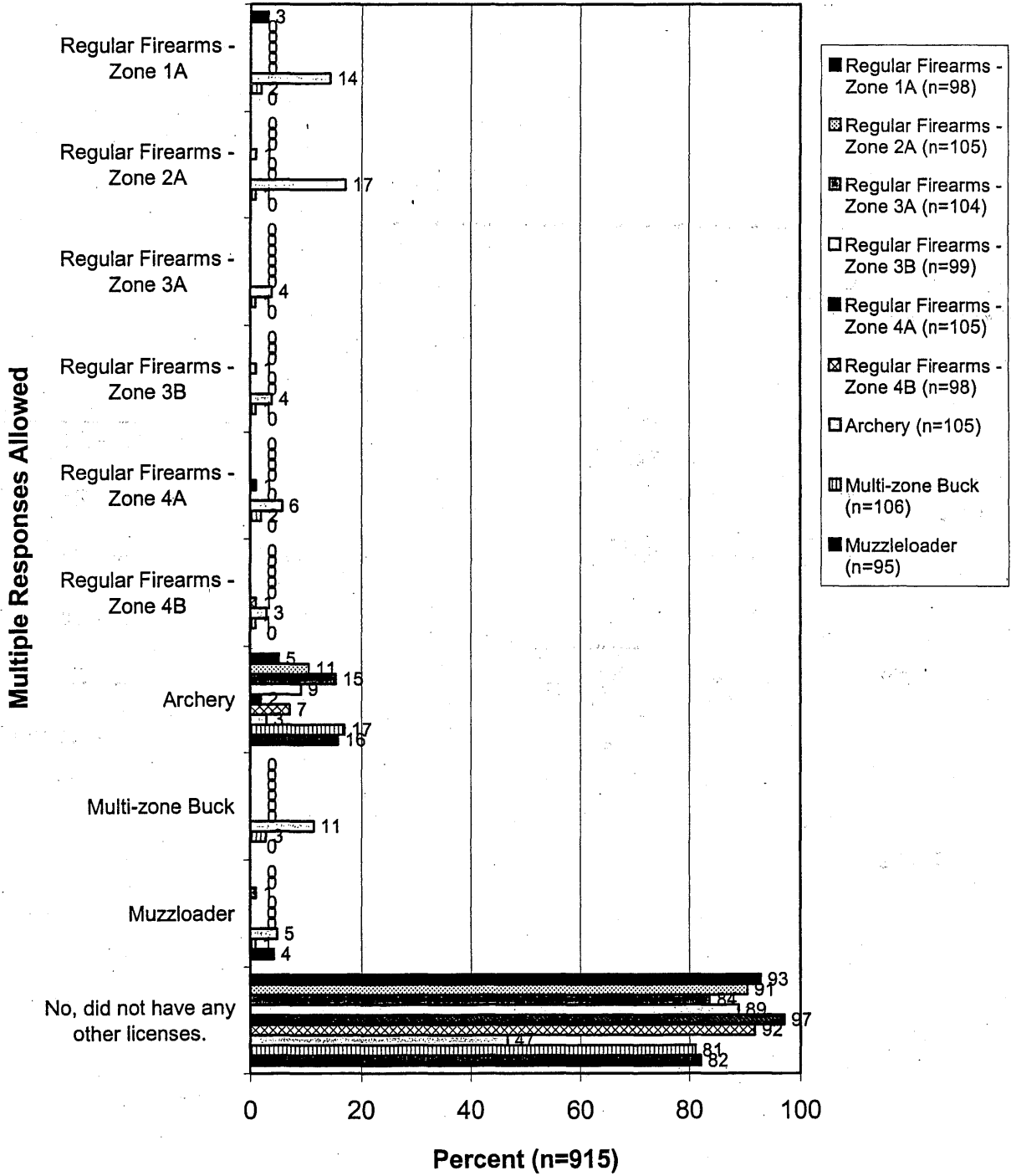


RESULTS BY LICENSE TYPE

Because these data are not weighted and the statewide data that precede the Results by License Type are weighted, comparisons should not be made between the statewide graphs and these graphs with license type breakdown.

Archers held other licenses more often than any other type of license holder, with 53% of the archers holding an additional license. Muzzleloaders and multi-zone buck license holders also held substantial numbers of other licenses, with 19% of multi-zone buck license holders and 18% of muzzleloaders holding other licenses. The graph of other license types held is on the following page.

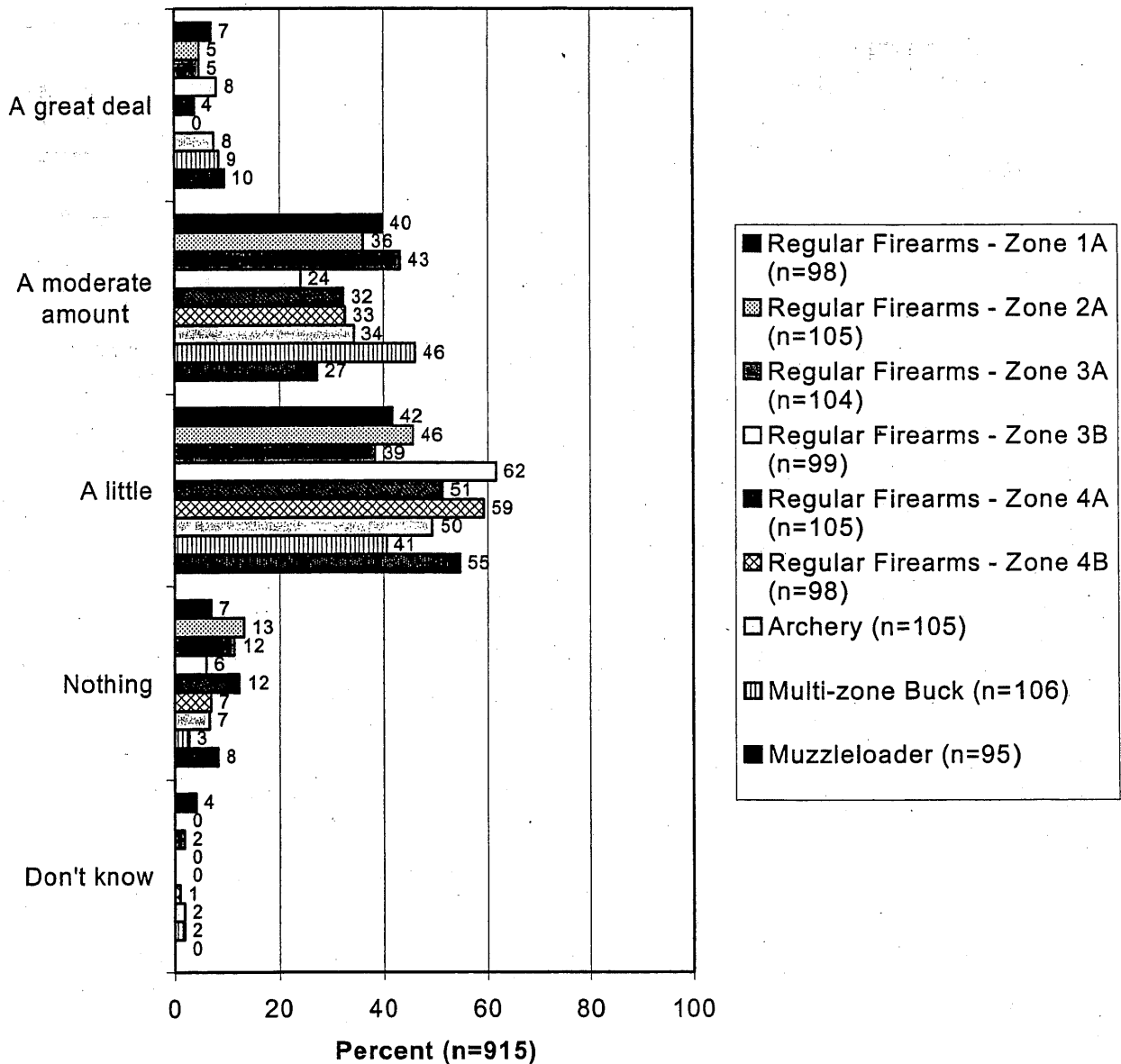
Q9. Did you have any other deer licenses in Minnesota for the 2000 hunting season? If yes: Which ones? (by license type)



Knowledge of and Attitudes Toward DNR's Deer Management Program

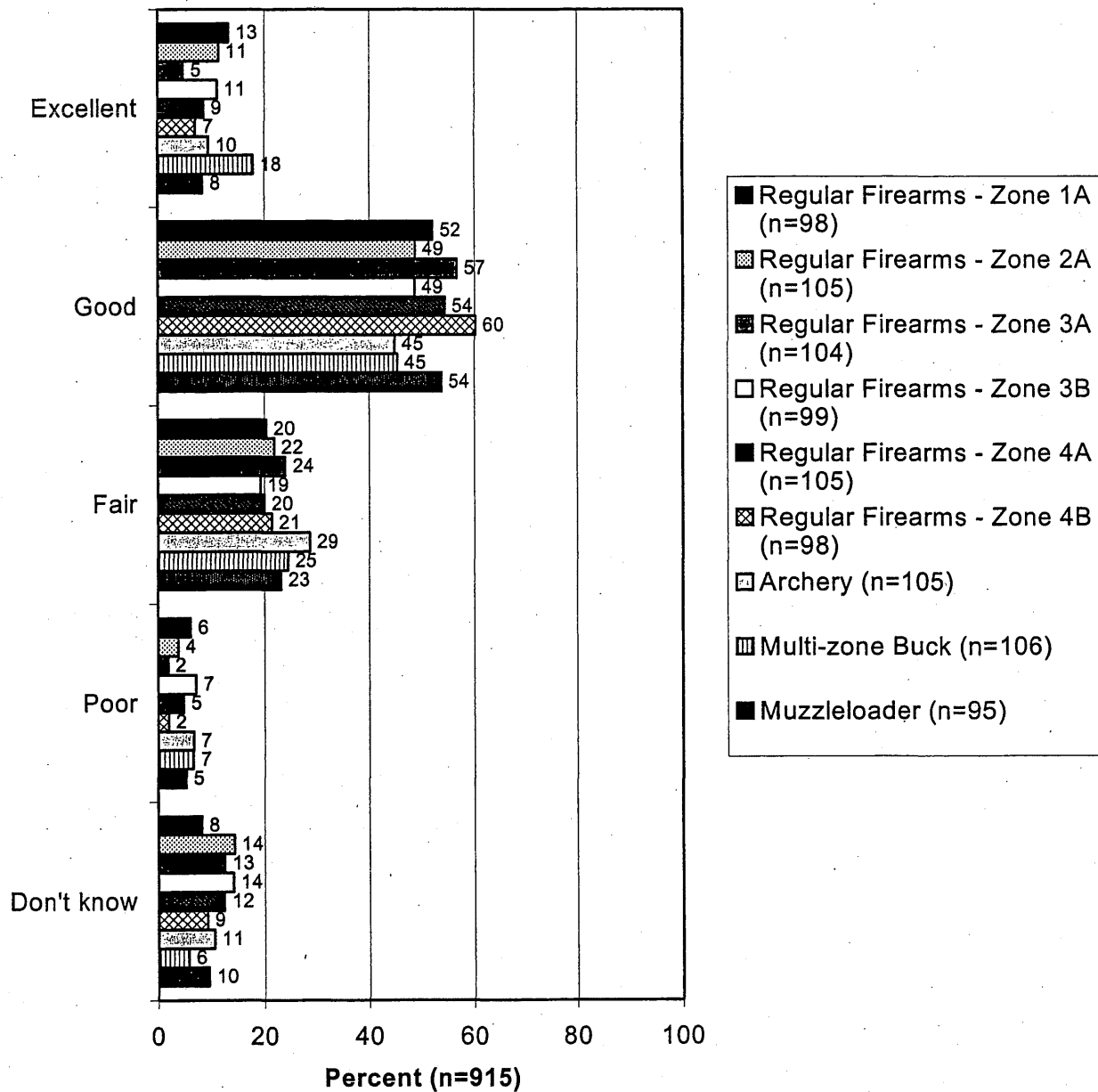
The results regarding hunters' knowledge level of the DNR's deer management program broken down by license type shows that no one license type stands out as substantially different from the others.

Q10. Would you say you know a great deal, a moderate amount, a little or nothing about the Department's deer management program? (by license type)



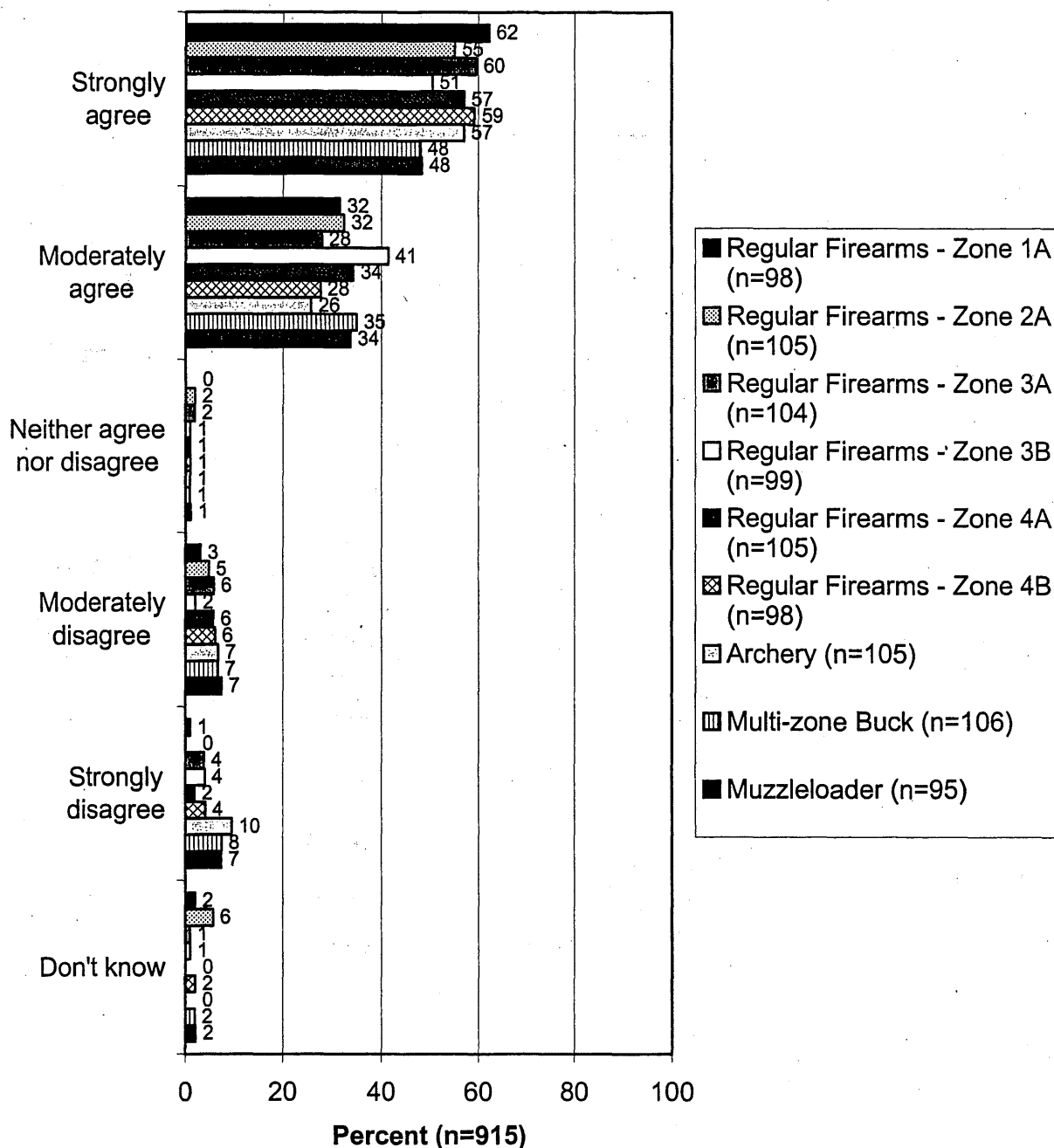
No one license type shows a great difference from the others in the rating of the DNR's deer management program. Those rating the DNR's deer management program as excellent or good ranges by license type from 55% of archers to 67% of regular firearms Zone 4B license holders.

Q11. And would you rate the Department's deer management program as excellent, good, fair or poor? (by license type)



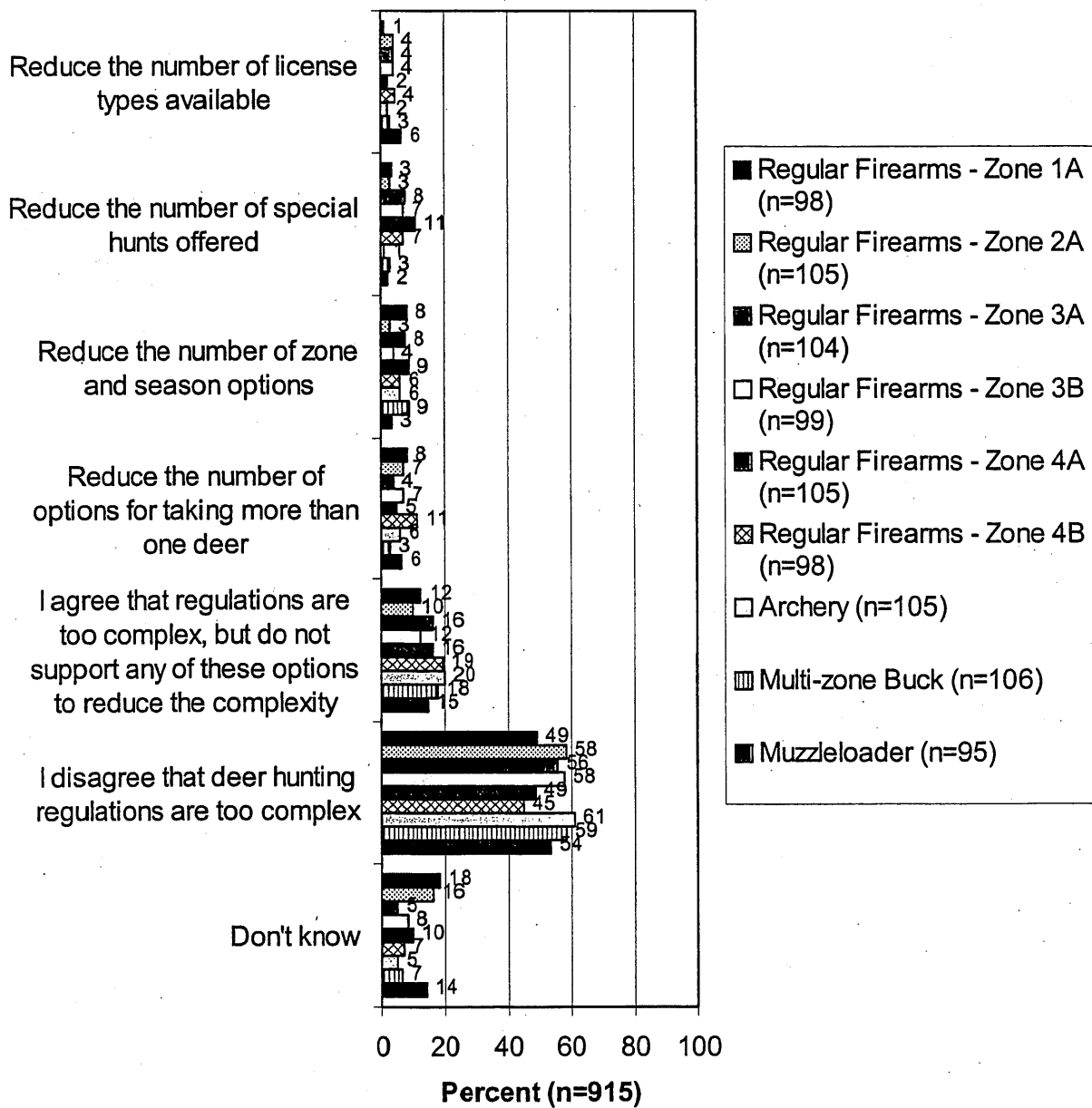
A majority of each license type group agreed that the deer hunting regulations are clear and understandable, with a clear majority strongly agreeing in six of the nine groups. No more than 17% in any group disagreed that the deer hunting regulations are clear and understandable. It is interesting that the three groups which had the highest percentages disagreeing with the statement, archers (17% disagreeing), multi-zone buck license holders (15%), and muzzleloaders (14%), were also the groups allowed to hunt statewide. This graph appears on the following page.

Q125. Would you agree or disagree that the deer hunting regulations printed in the annual Minnesota Hunting and Trapping Regulations are clear and understandable? (by license type)



No one group of license holders stands out as vastly different than the other types regarding suggestions to simplify the regulations.

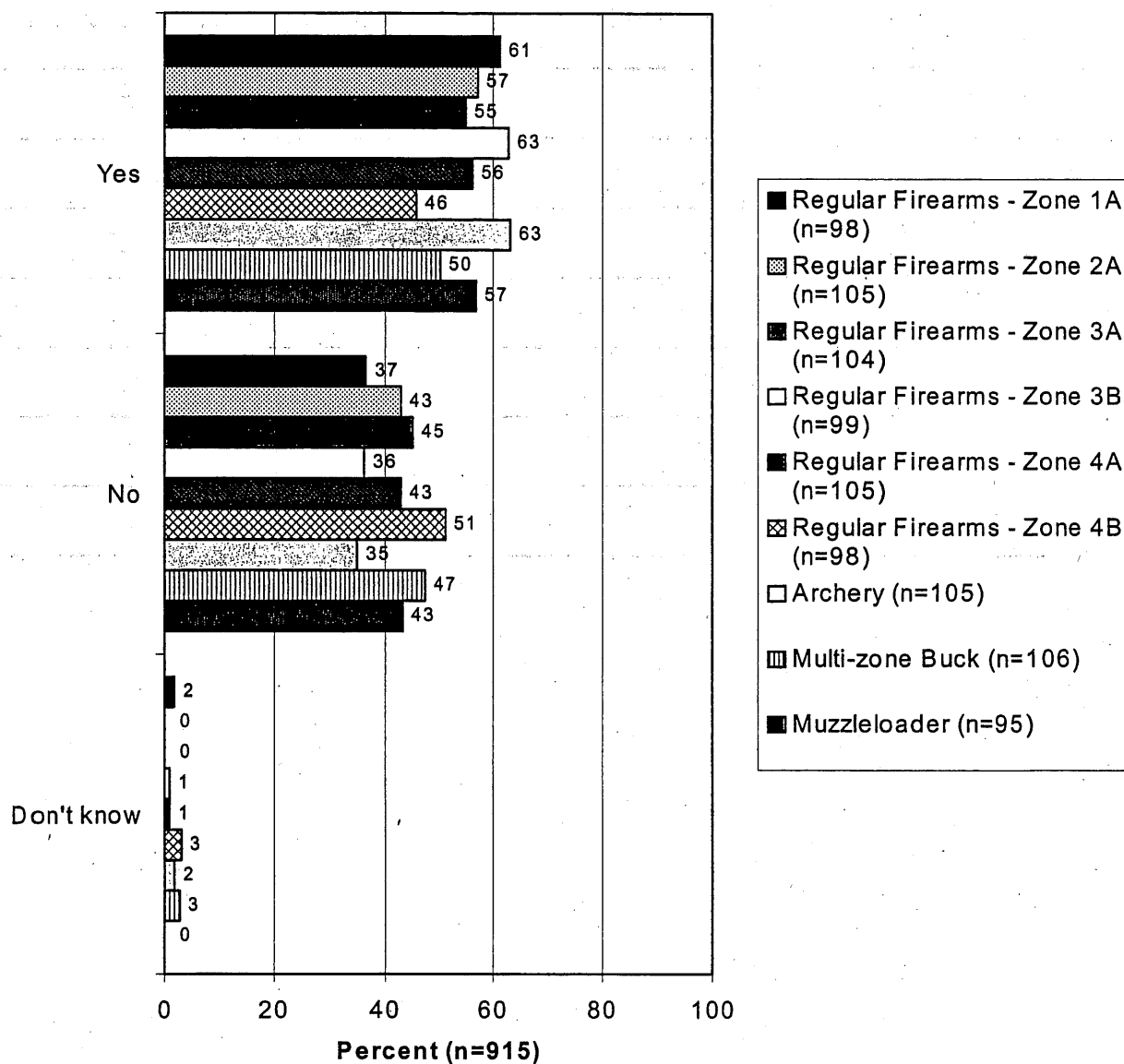
Q126. Much of Minnesota's deer regulation complexity is a result of trying to maximize hunter opportunity while insuring a sustainable harvest of deer. Which of the following would you consider in order to simplify regulations? (by license type)



General Information Regarding Deer Hunting Experiences and Practices in Minnesota

The harvest rate ranged from a low of 46% for regular firearms Zone 4B license holders to a high of 63% for regular firearms Zone 3B license holders and archers. Only two groups had a 50% or lower harvest rate: multi-zone buck license holders at 50% and the aforementioned regular firearms Zone 4B license holders at 46%.

Q22. Did you harvest a deer during the 2000 Minnesota deer season? (by license type)



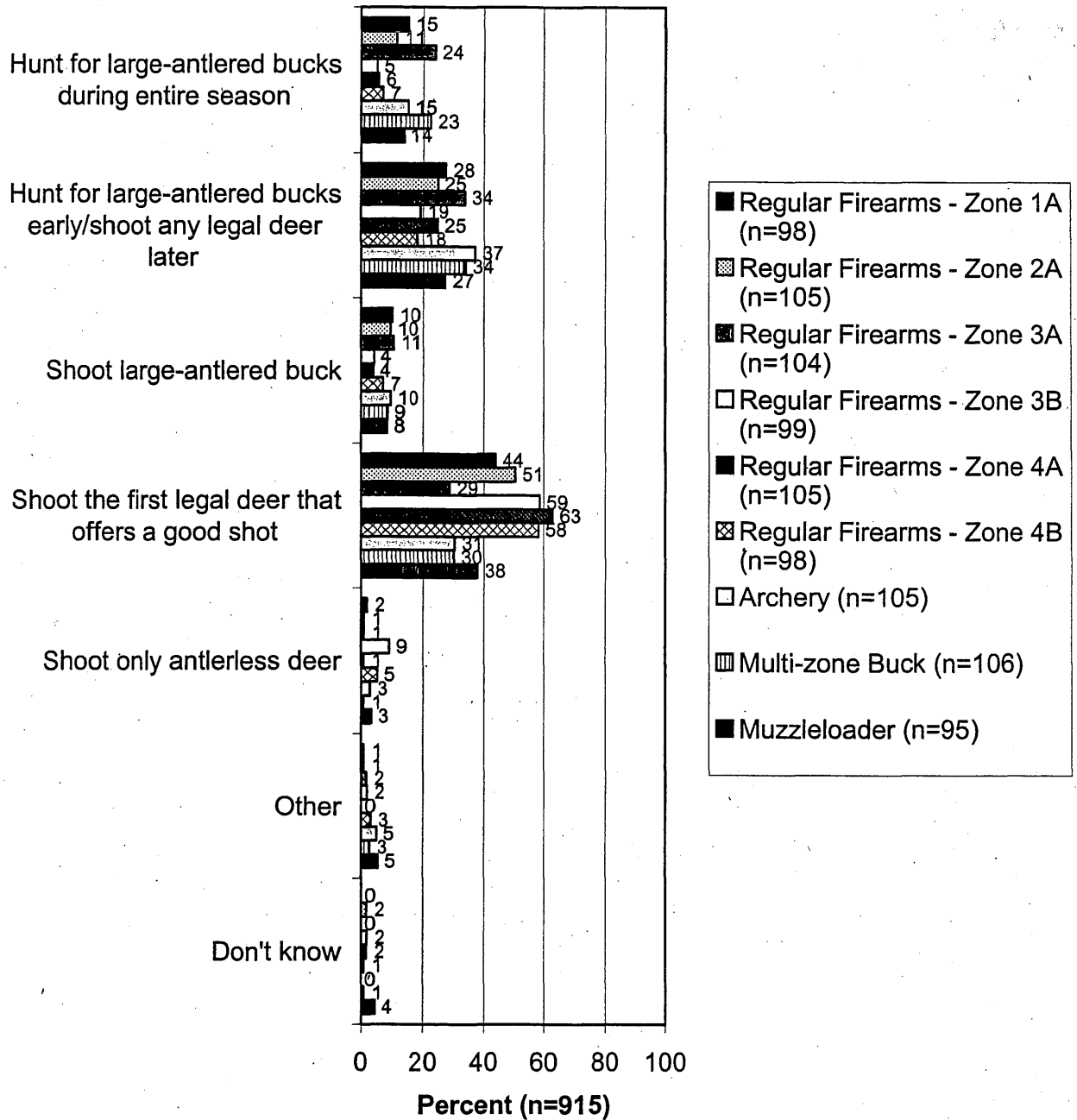
Question 23 asked all hunters who had a regular firearms license about the number of days hunting using a regular firearms license. Regular firearms Zone 4A license holders averaged slightly fewer days hunting than did other license holders, which correlates with the fact that the Zone 4A season is shorter than the others. Regular firearms Zone 1A and Zone 3A spent the most days hunting. Note that all answers that exceeded the season length were eliminated when the means were calculated (e.g., the Zone 4A license holder who answered that he had hunted 15 days was eliminated from the sample in the mean calculation because the Zone 4A season is only 2 days long).

Question 23. How many days did you hunt deer in Minnesota during the 2000 season with your regular firearms license?

Primary License Type	Mean	Standard Deviation	n
Regular Firearms - Zone 1A	5.85	3.64	96
Regular Firearms - Zone 2A	4.63	2.32	102
Regular Firearms - Zone 3A	4.75	2.41	100
Regular Firearms - Zone 3B	3.97	1.81	93
Regular Firearms - Zone 4A	1.92	0.28	96
Regular Firearms - Zone 4B	3.07	0.90	91

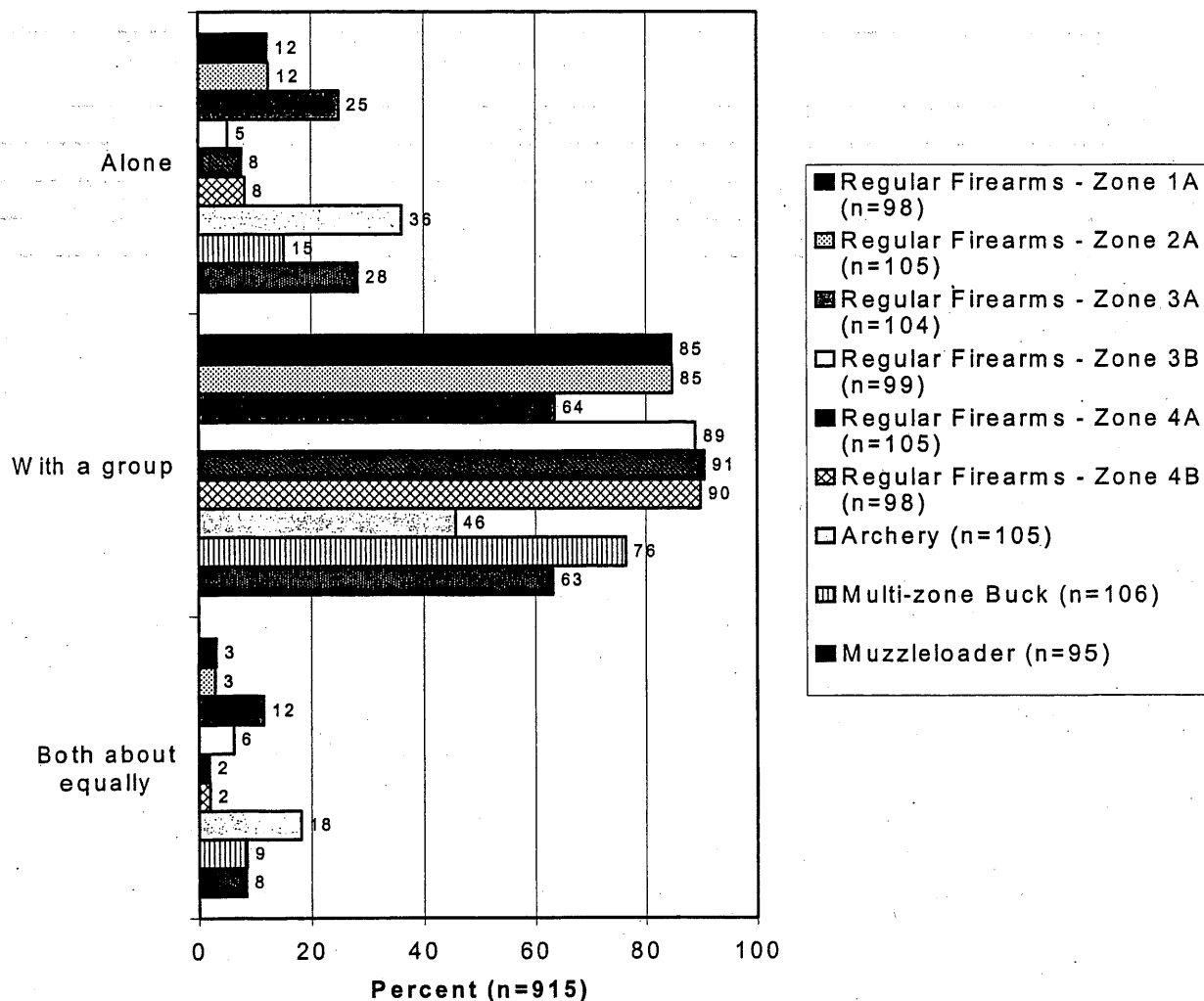
Hunting approaches showed substantial variation among different license type holders. Not only was there variation between different weapon types (regular firearms, archery, and muzzleloader guns), there was also much variation among regular firearms hunters as well. For instance, 63% of regular firearms Zone 4A license holders indicated that they shoot the first legal deer that offers a good shot, whereas only 29% of regular firearms Zone 3A license holders do so. The graph for this question appears on the following page.

Q46. Which ONE of the following best describes your deer hunting approach in Minnesota? (by license type)



The survey found that archers and muzzleloaders were more likely to hunt alone than regular firearms hunters and multi-zone buck hunters, with the exception of regular firearms Zone 3A license holders. Adding the percentages of those who responded that they hunt alone with those who answered "both about equally" (i.e., they hunt about half the time alone), archers hunt alone at least half the time at a rate of 54%, muzzleloaders at a rate of 36%, and regular firearms Zone 3A license holders at a rate of 37%. With the exception of Zone 3A hunters, regular firearms license holders typically hunt with a group, with rates for the "with a group" response ranging from 85% to 91%.

Q42. When you deer hunt in Minnesota, do you usually hunt alone or with a group? (by license type)



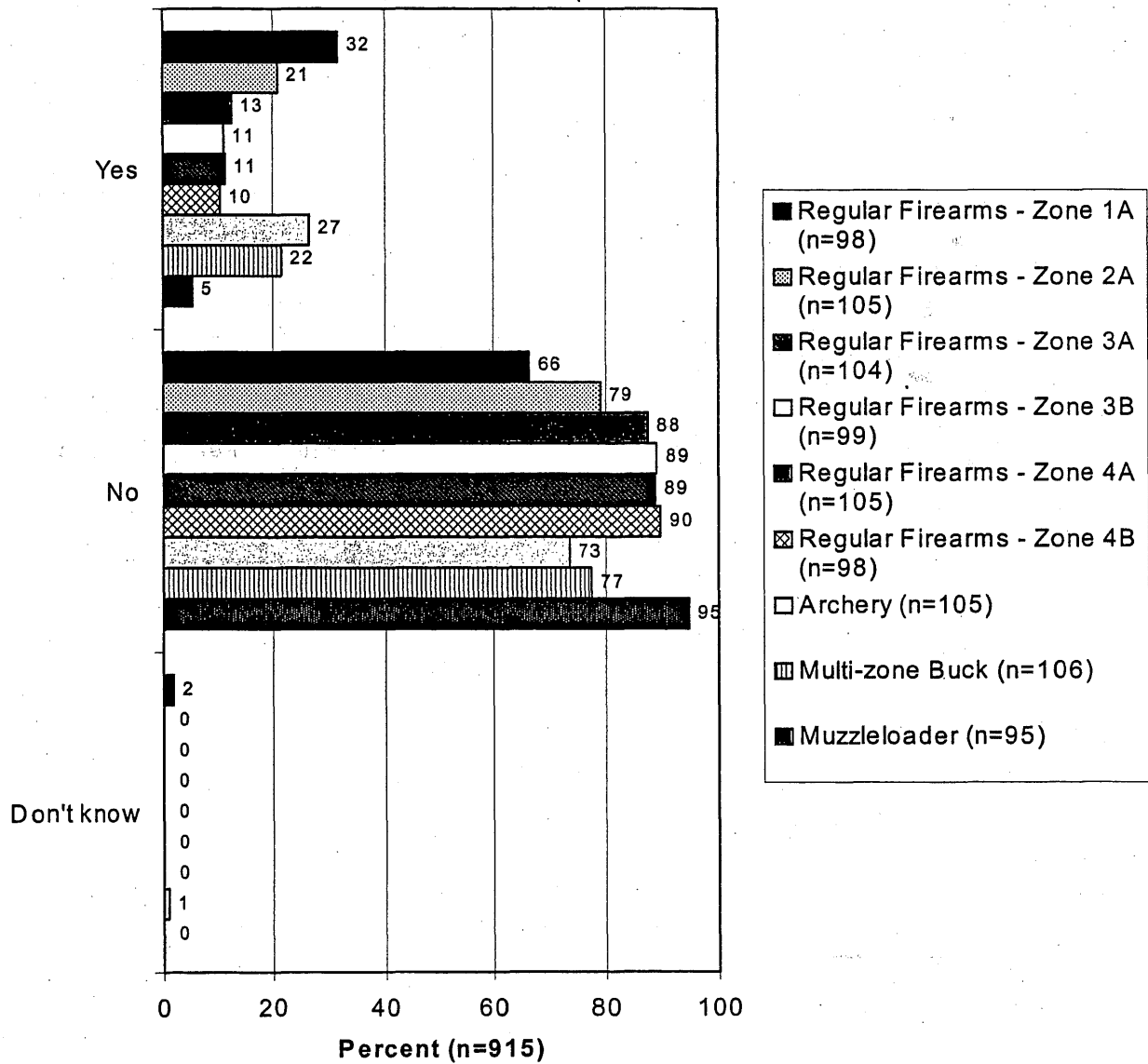
There was not much variation in typical group size, although the survey suggests that muzzleloaders typically have smaller groups when they hunt with a group.

Question 43. On average, how large of a group do you usually hunt with in Minnesota. (Asked of those who answered that they usually hunt with a group or that they hunt about equally with a group and alone.)

License Type	Mean	Standard Deviation	n
Regular Firearms Zone 1A	5.48	2.76	86
Regular Firearms Zone 2A	6.04	2.97	92
Regular Firearms Zone 3A	4.82	2.79	78
Regular Firearms Zone 3B	6.11	3.72	94
Regular Firearms Zone 4A	5.29	2.70	97
Regular Firearms Zone 4B	5.99	3.29	90
Archery	4.52	3.11	67
Multi-Zone Buck	5.40	2.69	90
Muzzleloader	3.57	1.64	67
TOTAL	5.33	3.01	761

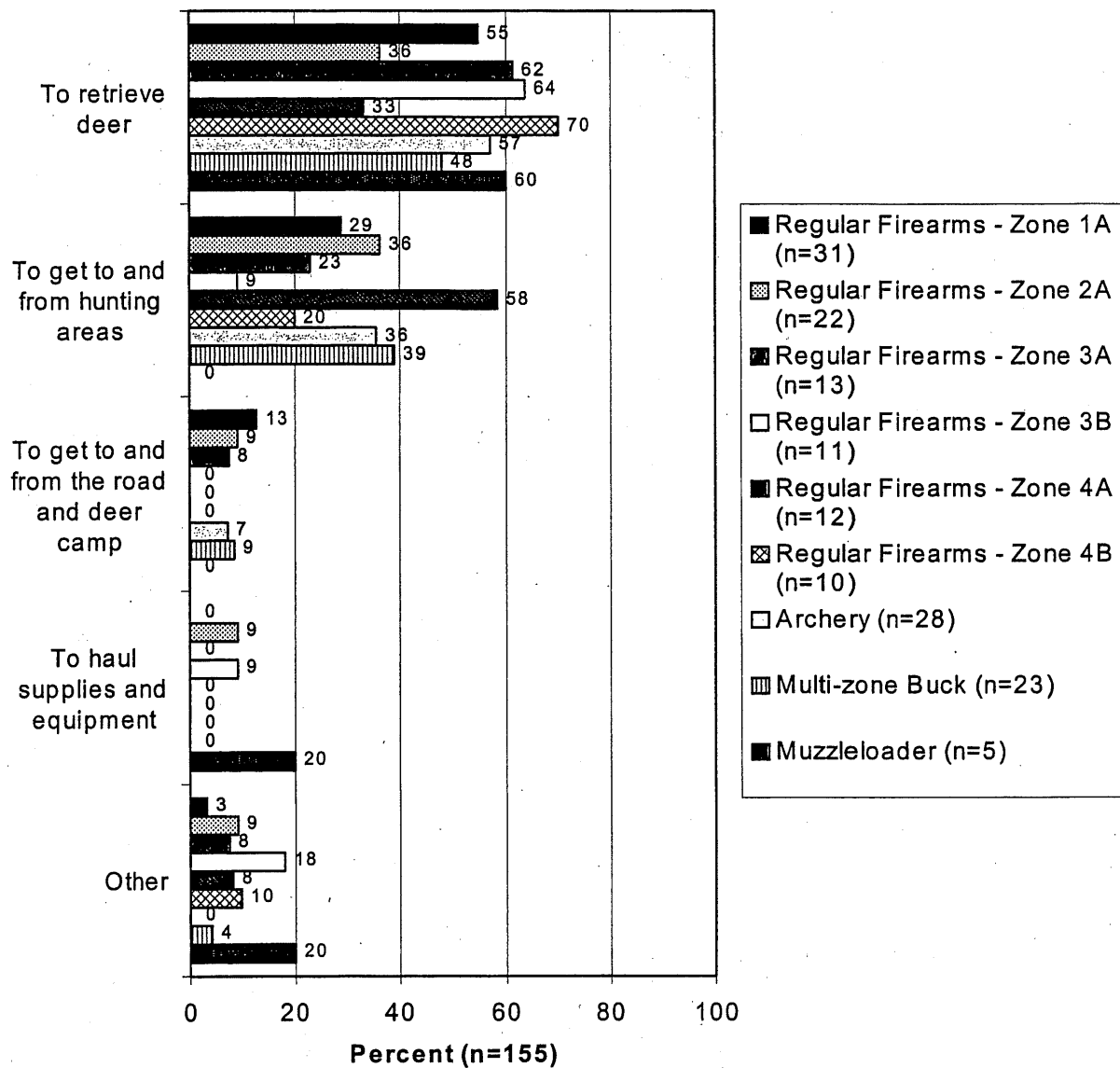
The survey found substantial variation among ATV use among license types, ranging from 32% of regular firearms Zone 1A hunters who use an ATV to a low of only 5% of muzzleloaders who use an ATV. Archers were the group that had the next highest rate of ATV use at 27%. Among regular firearms hunters of any zone, only 10% of Zone 4B hunters used an ATV, and the rate of ATV use increases as the zone number becomes lower.

Q115. Do you usually use an ATV while deer hunting? (by license type)



There was much variation in the reasons given for ATV use among those who indicated that they use an ATV while deer hunting. To retrieve deer was the most-given response among all license type holders, except the regular firearms Zone 4A license holders, who most often answered to get to and from hunting areas. Interestingly, to haul supplies and equipment was not a response given at a substantial rate by any group except muzzleloaders.

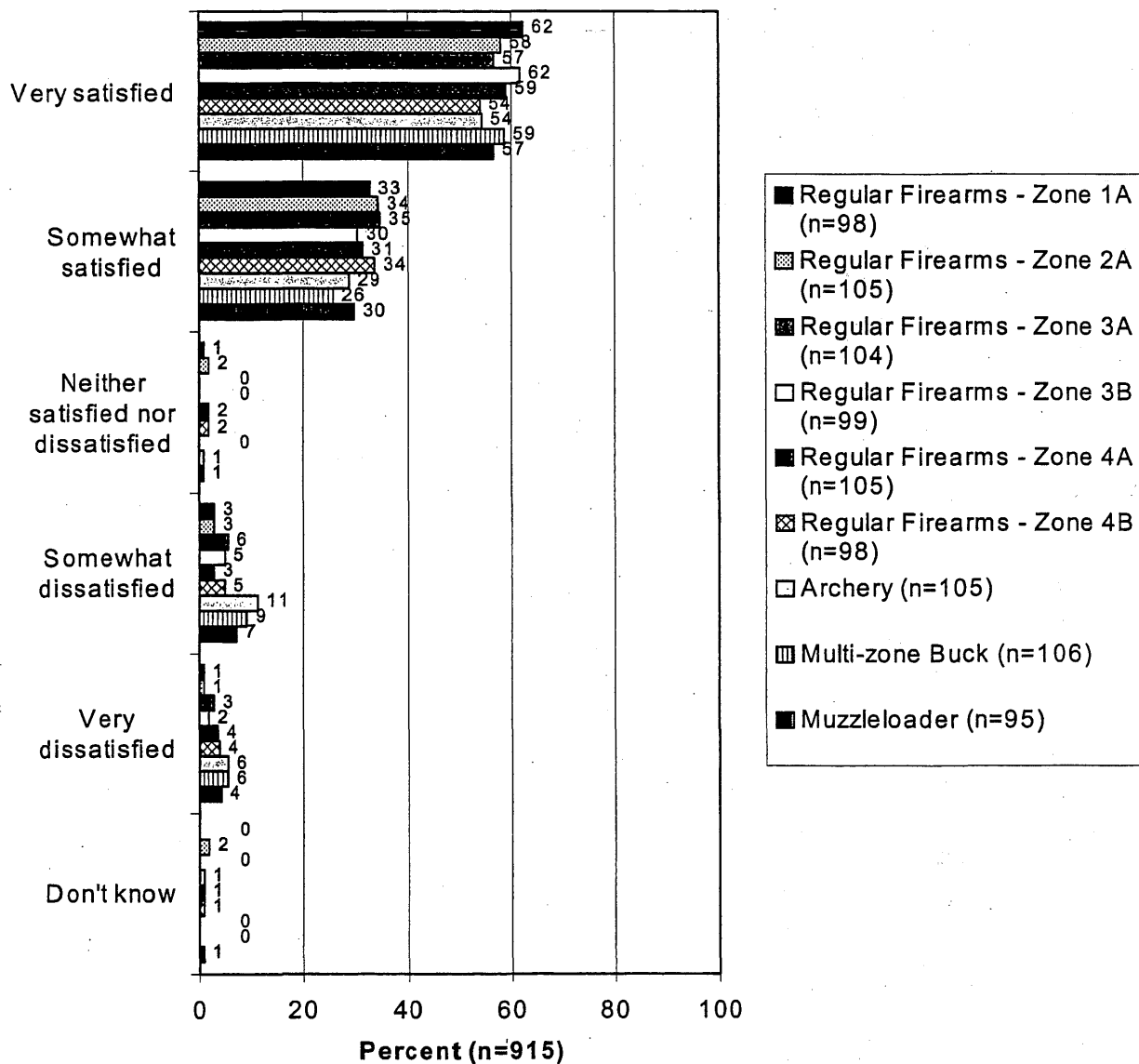
Q116. What is the primary reason you use an ATV while deer hunting? (by license type)



Satisfaction with Deer Hunting Experiences in Minnesota

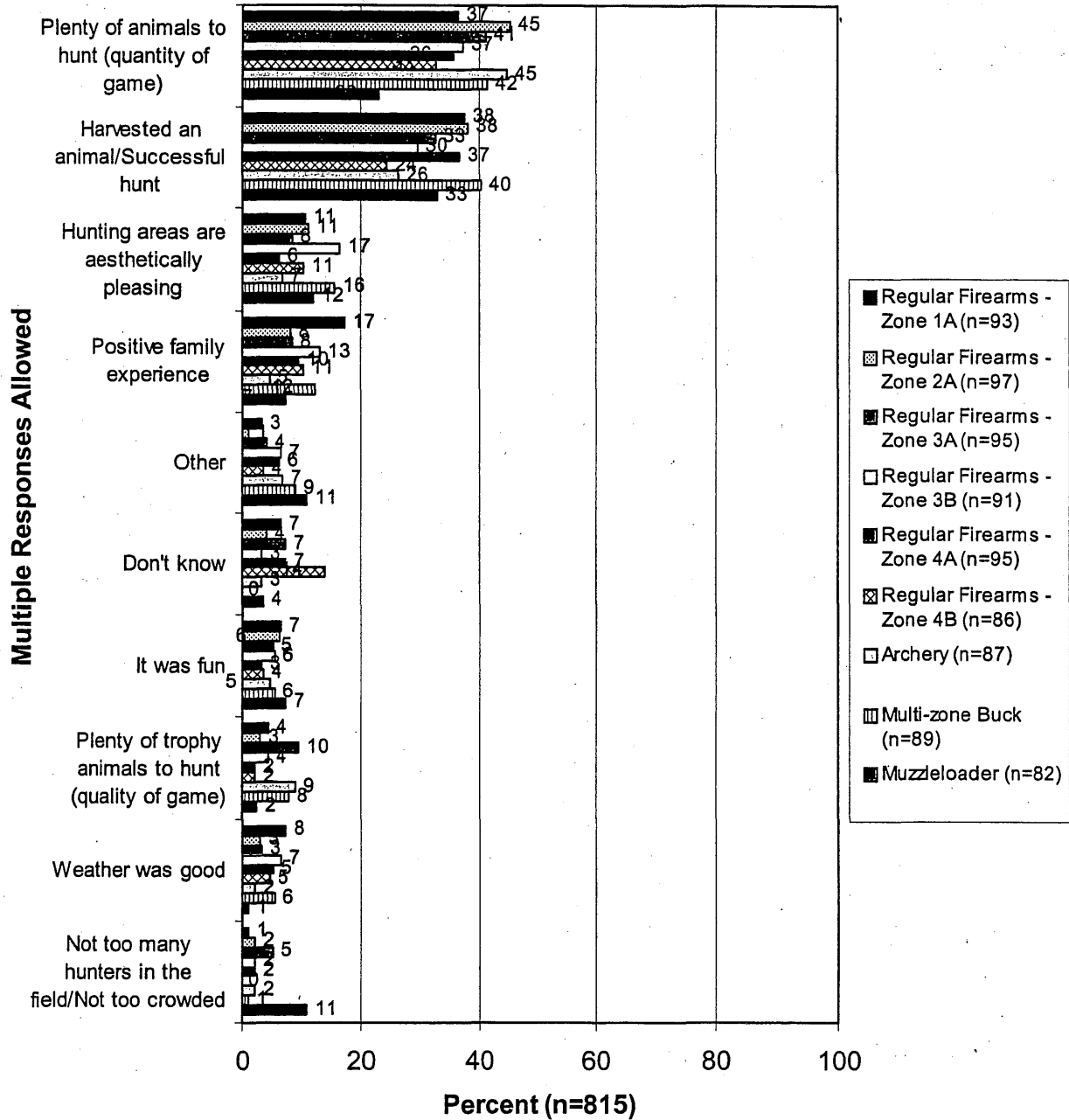
There was not great variation with satisfaction rate among license types, although archers had the highest rate of dissatisfaction, with 17% answering that they were somewhat or very dissatisfied with their deer hunting experiences in Minnesota in 2000. For instance, the archers can be contrasted with regular firearms Zones 1A and 2A hunters with only 4% of dissatisfaction.

Q15. Overall, are you satisfied or dissatisfied with your Minnesota deer hunting experiences during the 2000 season? (by license type)

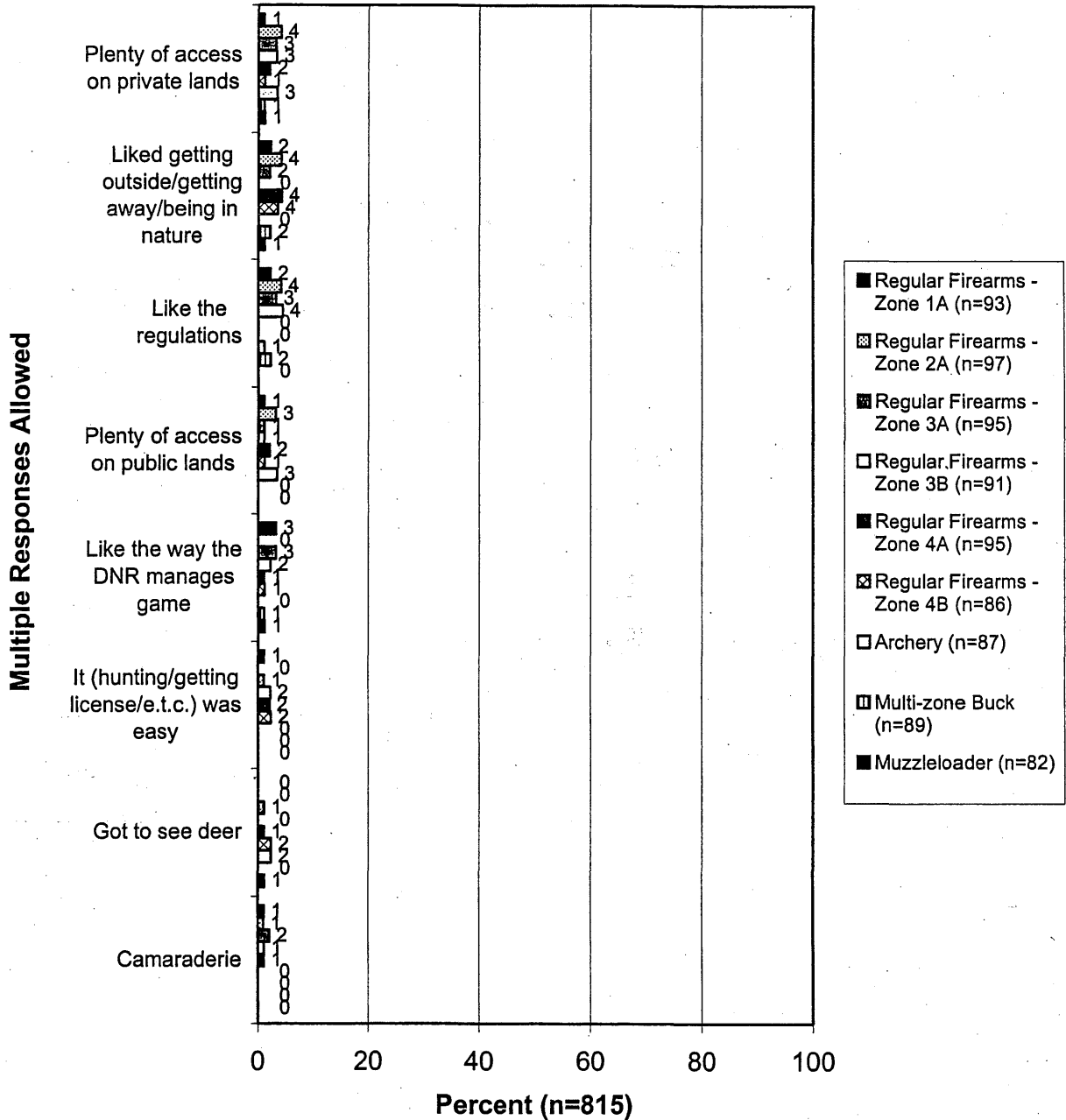


The most popular reasons that their deer hunting experiences were satisfying (asked of those who expressed satisfaction with their hunting experiences) for all license type holders was that there were plenty of animals to hunt and that the respondent had actually harvested a deer. Otherwise, there was little variation among license types, with one exception: a relatively large percentage of muzzleloaders (11%) indicated one reason for satisfaction was that there were not too many other hunters in the field. Other license groups gave this response at rates ranging from 5% (regular firearms Zone 3A) to 0% (regular firearms Zone 4B). This two-part graph appears on the following pages.

Q17. Why are you satisfied with your Minnesota deer hunting experiences during the 2000 season? (Asked of those very or somewhat satisfied with their deer hunting experience in 2000 in Minnesota.) (by license type)
(Part 1 of 2)

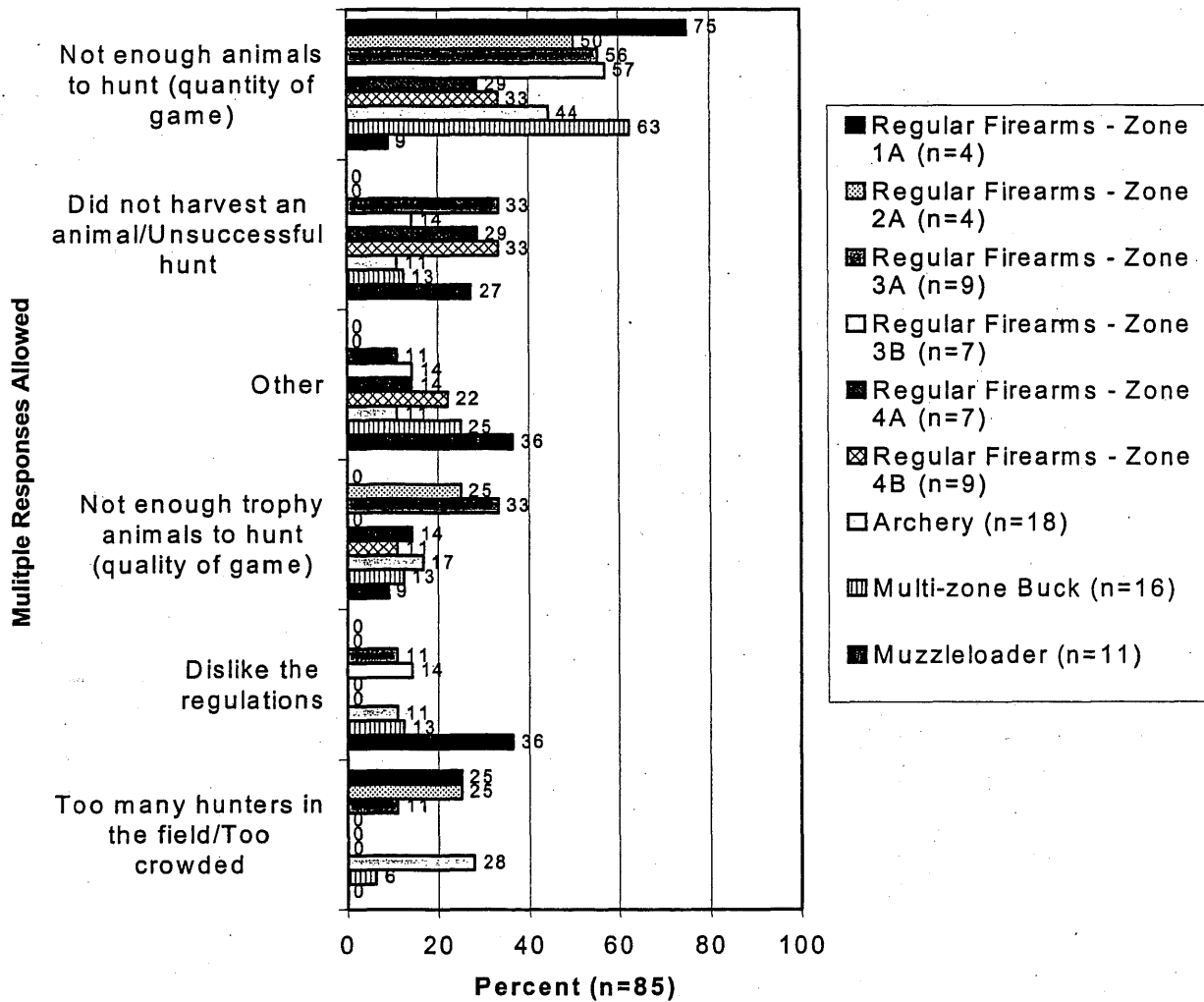


**Q17. Why are you satisfied with your Minnesota deer hunting experiences during the 2000 season? (Asked of those very or somewhat satisfied with their deer hunting experience in 2000 in Minnesota.) (by license type)
(Part 2 of 2)**

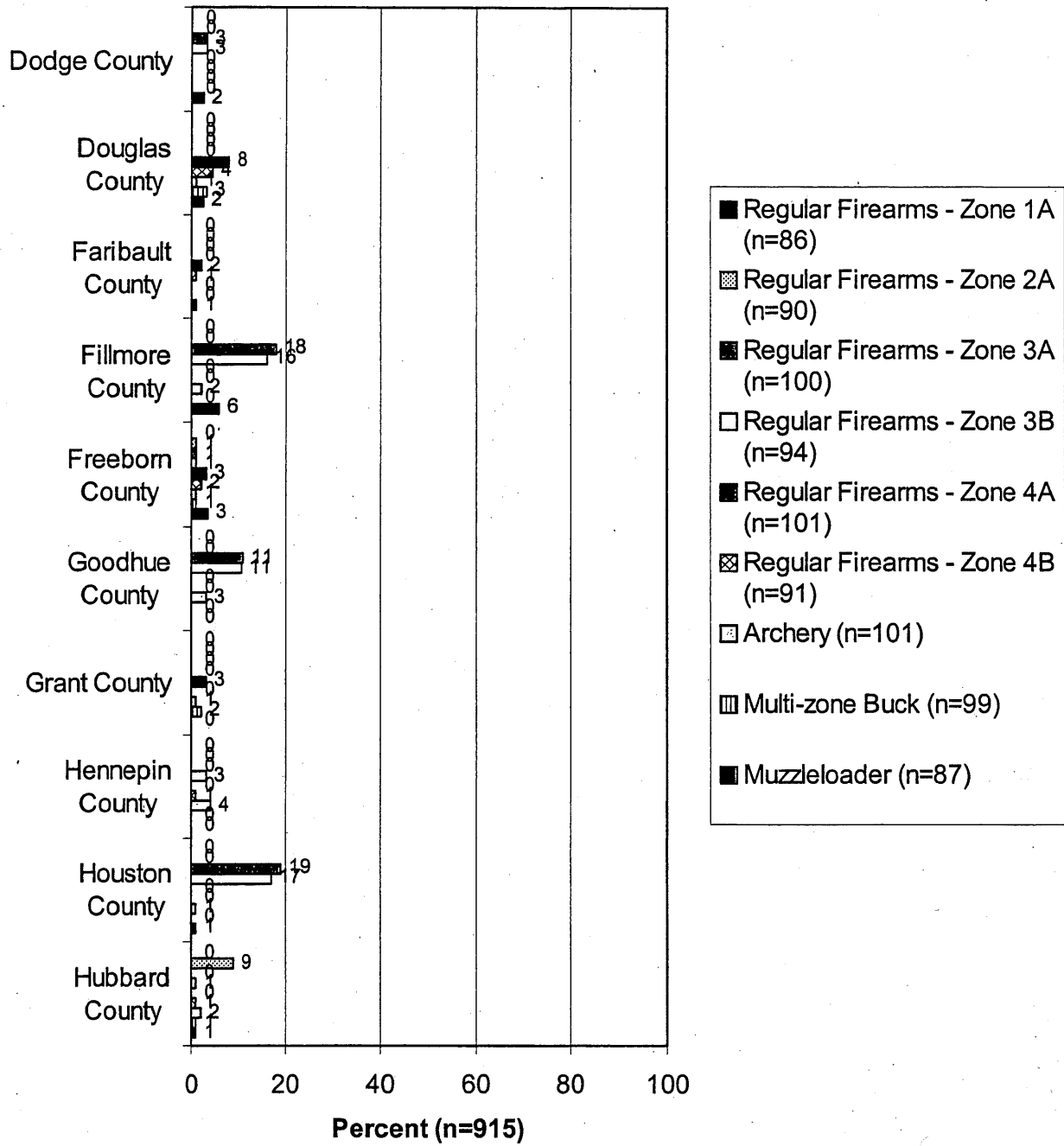


Although n values were quite low, making definite conclusions difficult to reach, it appears that the low quantity of game, low quality of game, and lack of harvest success were the most common reasons given by respondents for their dissatisfaction with their hunting experiences.

**Q20. Why are you dissatisfied with your Minnesota deer hunting experiences during the 2000 season?
(Asked of those somewhat or very dissatisfied with deer hunting experiences in 2000 in Minnesota.)
(by license type)
(Part 1 of 2)**



Q14. In what county did you deer hunt most in Minnesota in 2000? (by license type)
(Part 3 of 9)

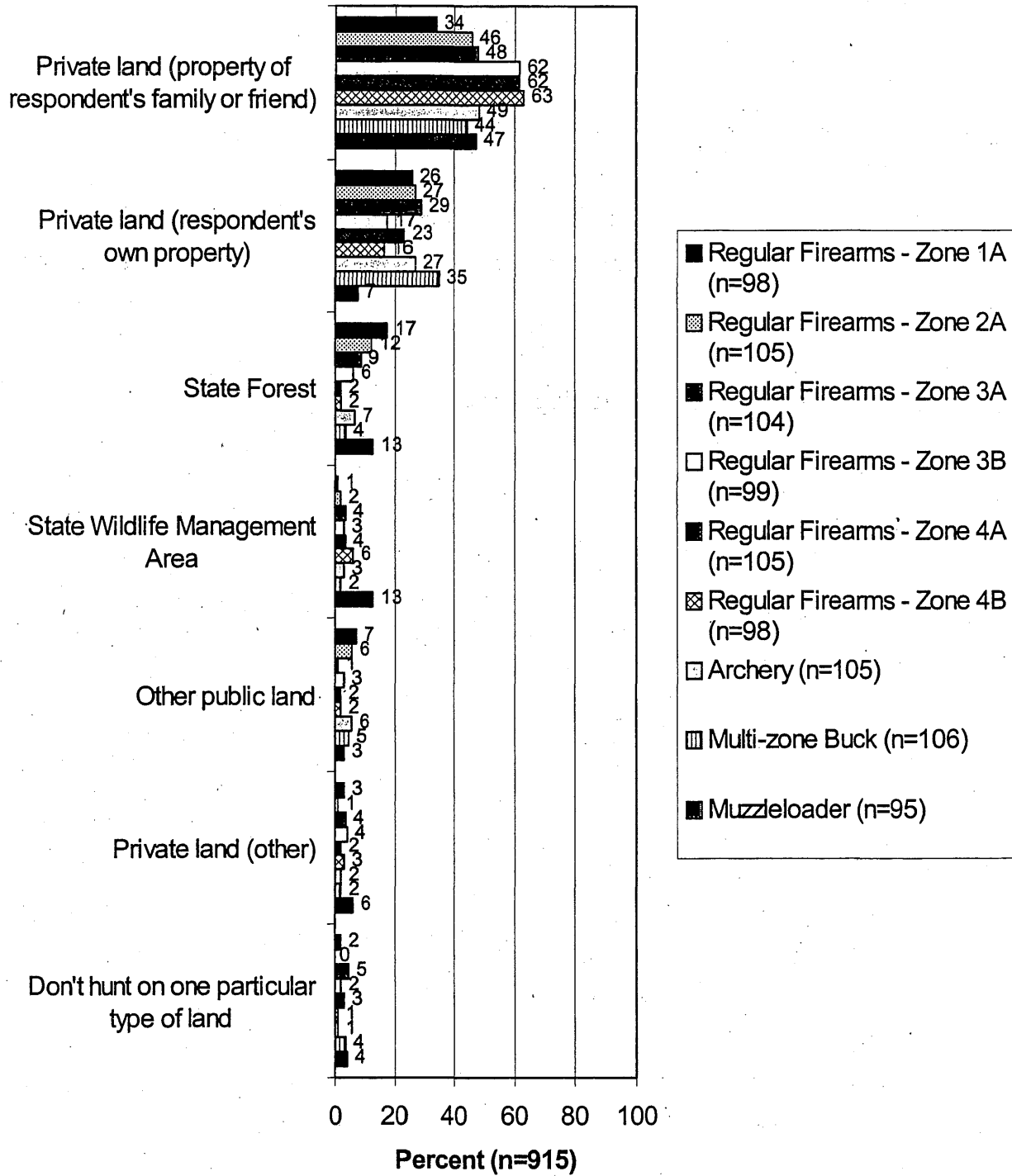


Private land was the most preferred type of land for hunting for all license type holders, particularly the private land of a friend or other family member. Otherwise, the various license types showed little variation, with the following exceptions:

- a higher percentage of muzzleloaders hunted on State Wildlife Management Areas (13%) than did any other group (next nearest being regular firearms Zone 4B with 6%);
- State Forest land had relatively high percentages of regular firearms Zone 1A (17%) license holders, muzzleloaders (13%), and regular firearms Zone 2A (12%) license holders; and
- a relatively low percentage of muzzleloaders hunted on their own land (only 7%) compared to other license holders (for instance, 35% of multi-zone buck hunters hunted on their own land).

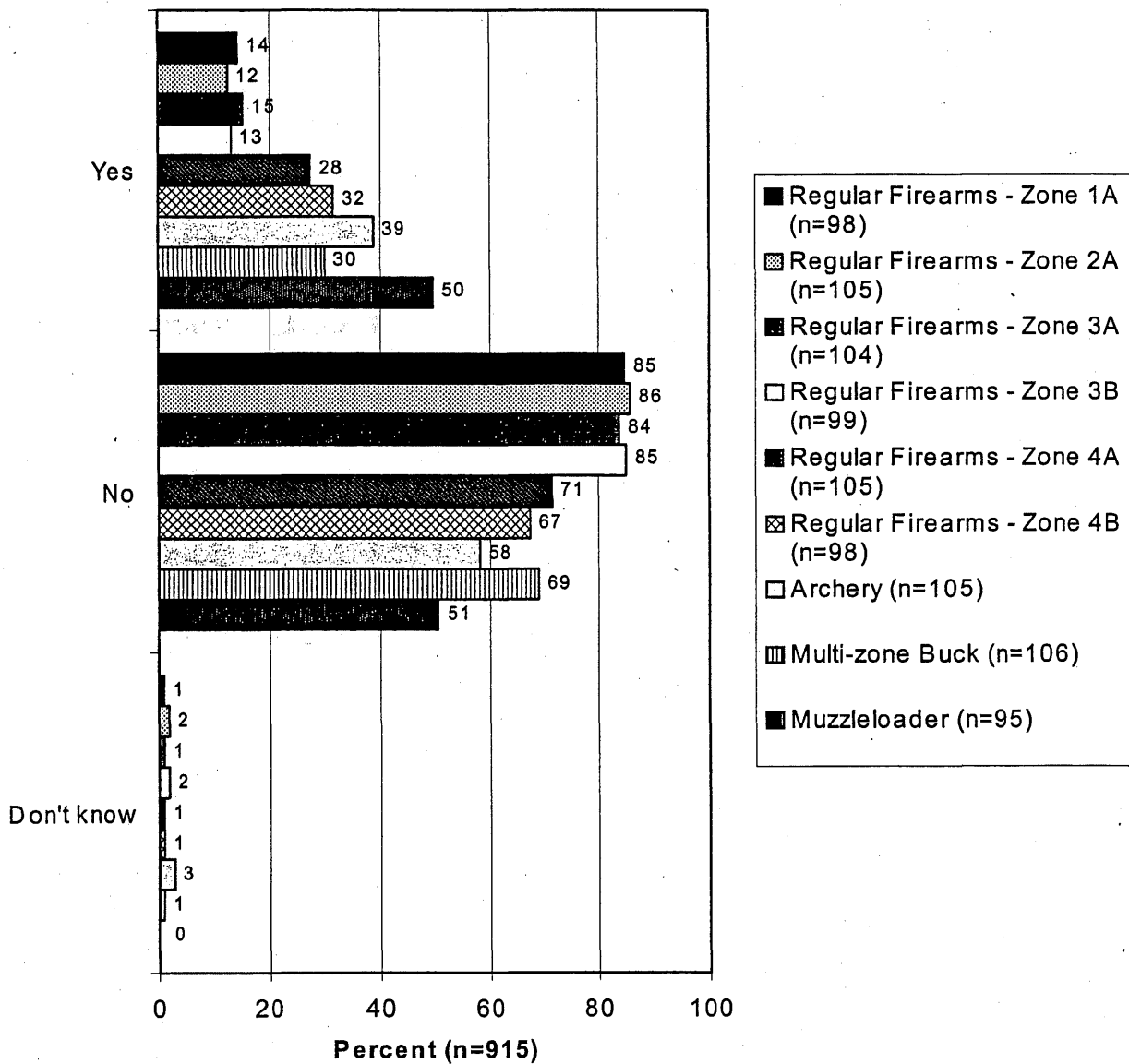
This two-part graph is shown on the following pages.

Q40. On what type of land do you primarily deer hunt in Minnesota? (by license type)
(Part 1 of 2)



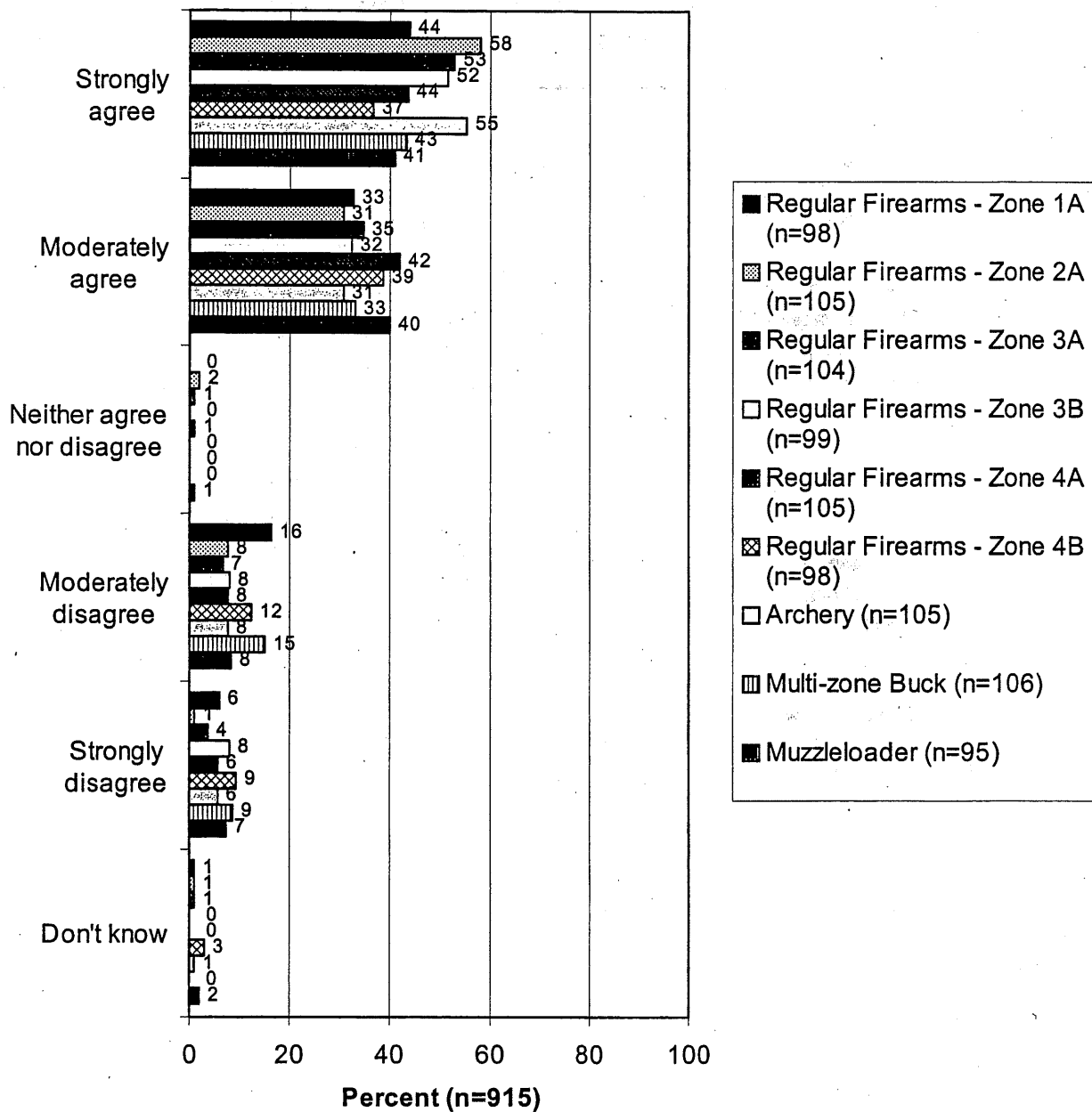
In general, regular firearms hunters were less likely to hunt on a State Wildlife Management Area (WMA) than were archers (39% hunted on WMAs) or muzzleloaders (50% hunted on WMAs). Among regular firearms hunters, the groups with the highest percentages of those using WMAs were regular firearms Zone 4B hunters (32%), multi-zone buck hunters (30%), and regular firearms Zone 4A hunters (28%).

Q41. During the past 3 years have you hunted deer on a Minnesota State Wildlife Management Area (WMA)? (by license type)



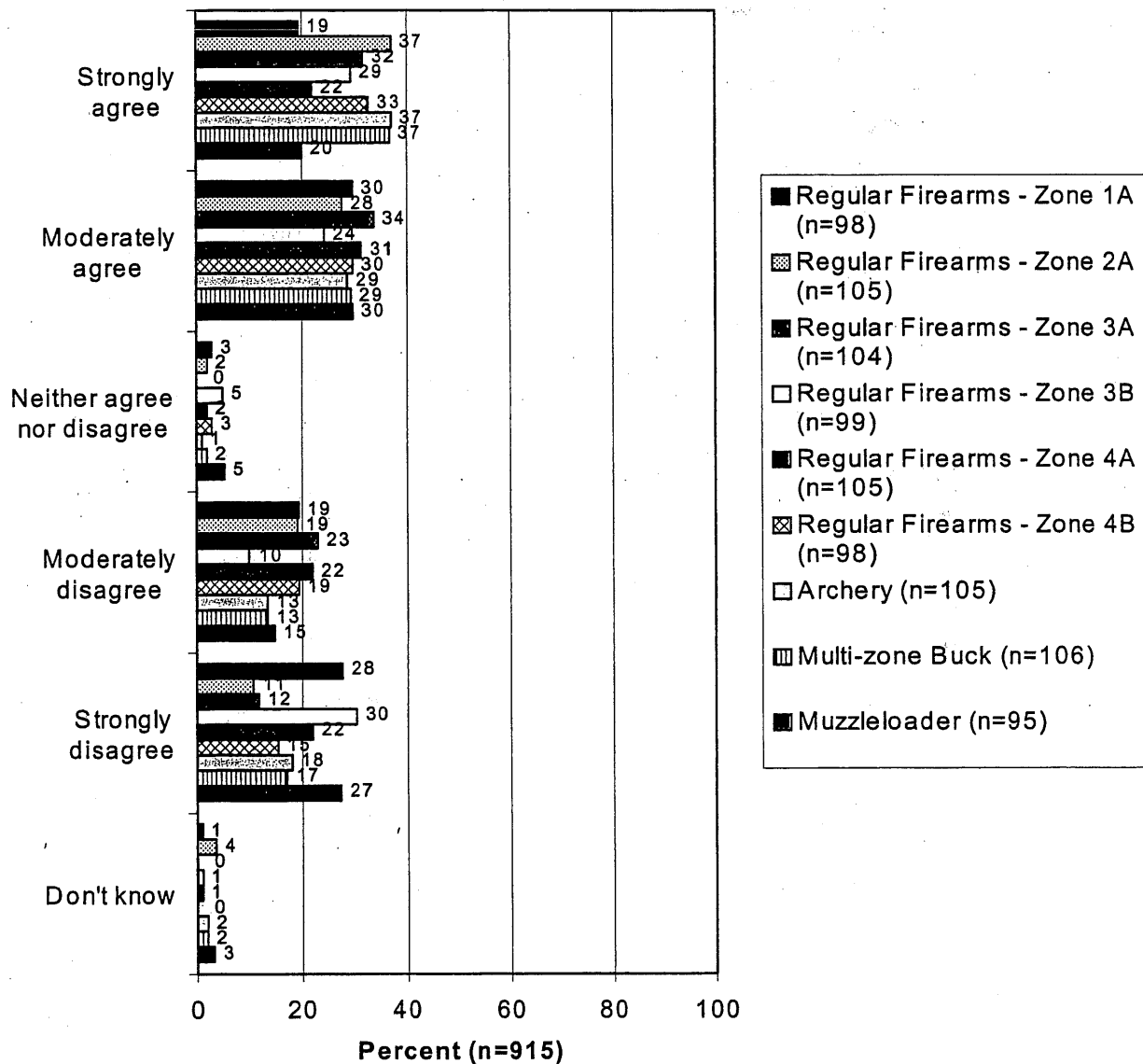
There was little variation among different license type holders regarding whether they agreed or disagreed that there were enough deer in the area in which they hunted most often in 2000. Most hunters agreed that there were enough deer, regardless of license type.

**Q30. Do you agree or disagree that there were enough deer in the area where you hunted most often during the 2000 season?
(by license type)**



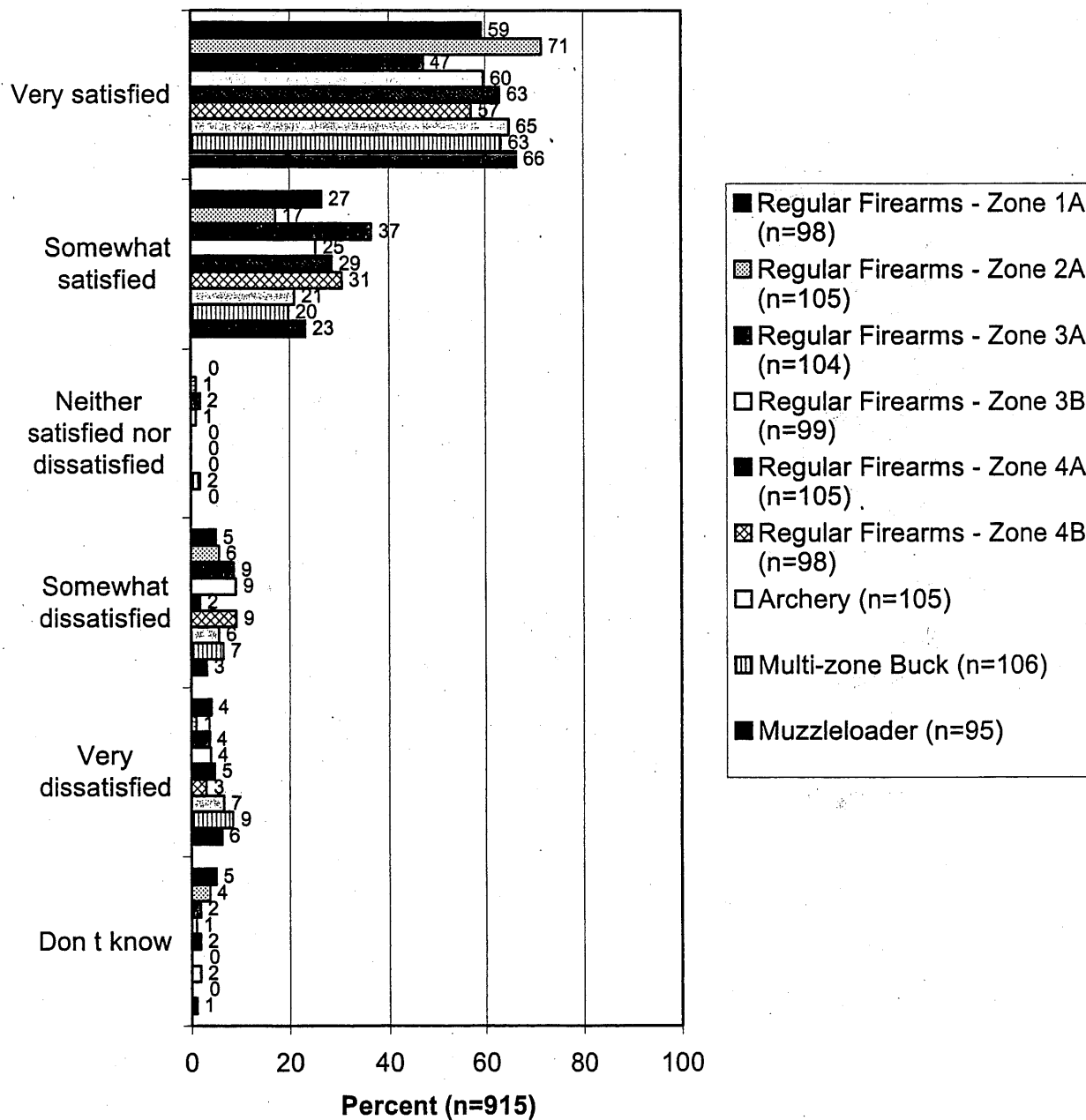
Although for each license type group the percentage of those who agree with the given statement exceeded the percentage who disagreed, the group with the closest percentages was the regular firearms Zone 1A hunters, with 49% agreeing and 47% disagreeing. On the other hand, the group with the largest difference between percentages who agreed or disagreed was the multi-zone buck hunters (66% agreed, 30% disagreed).

**Q32. Do you agree or disagree that you had heard about or seen big bucks in the area where you hunted most often during the 2000 season?
(by license type)**



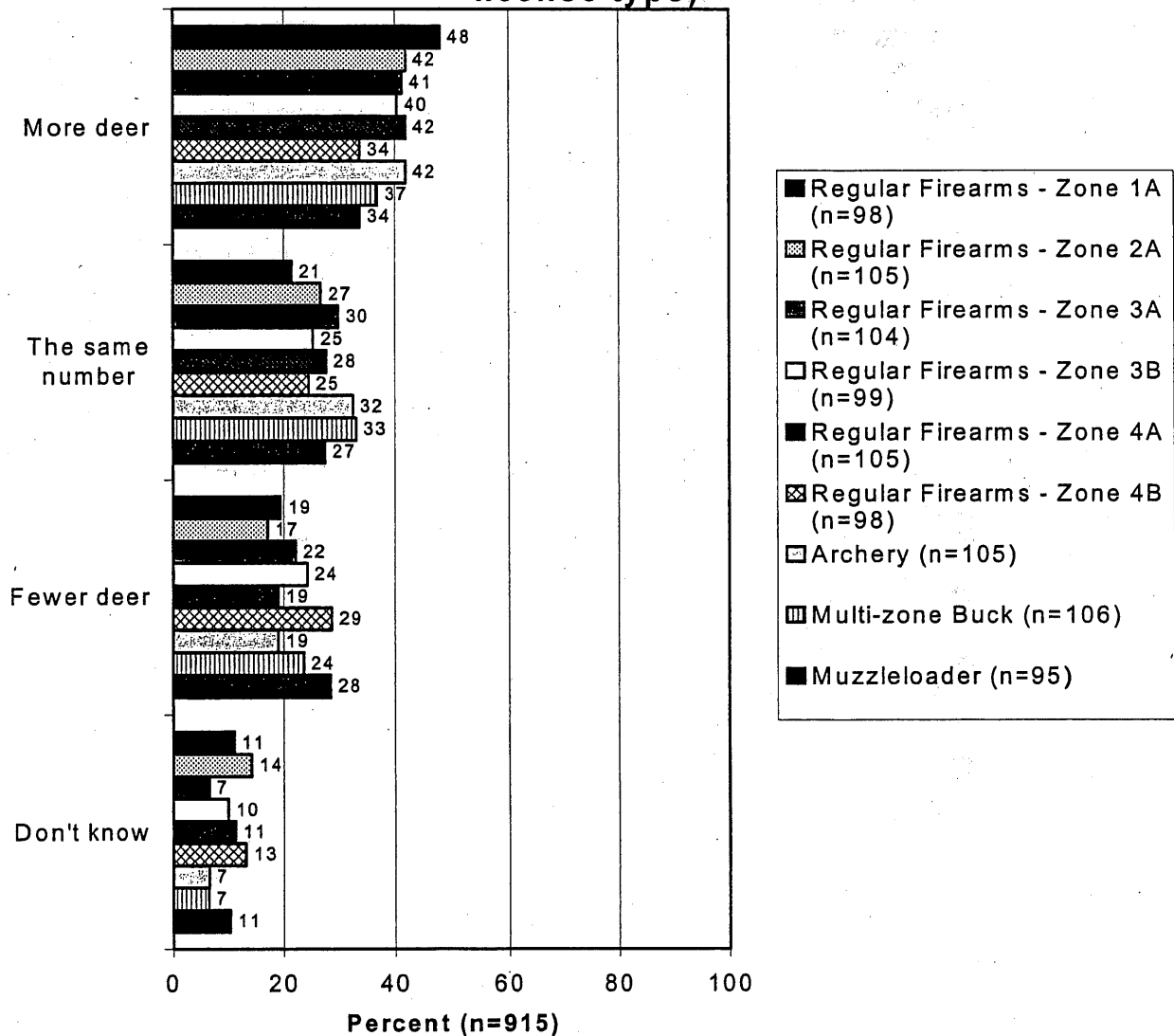
The survey found little variation among license types regarding satisfaction with the number of antlerless deer in the area in which the respondent hunted most often in 2000.

Q29. Would you say you are satisfied or dissatisfied with the number of antlerless deer in the area where you hunted most often during the 2000 season? (by license type)



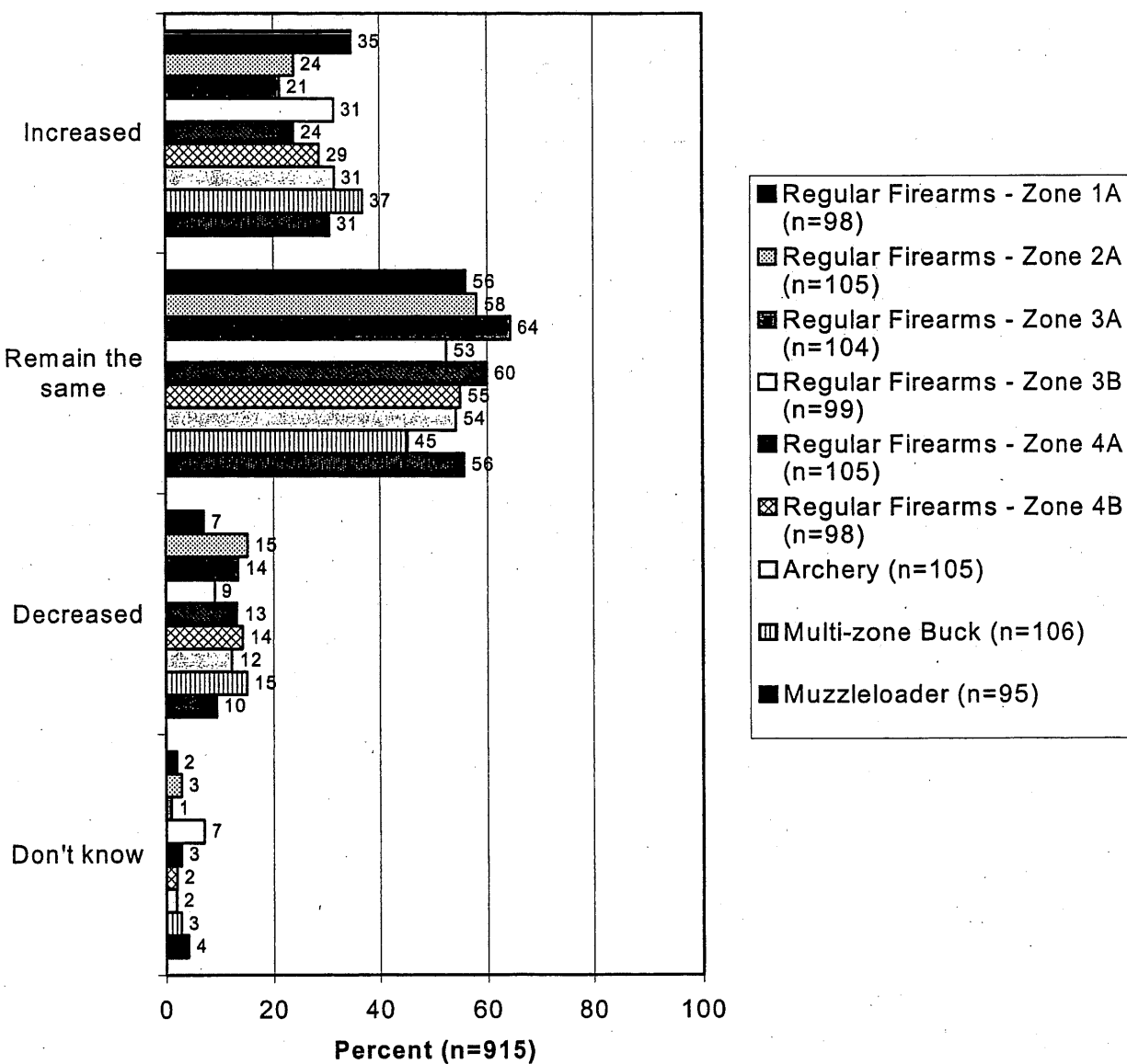
For this question, each license type group had the highest percentage for the “more deer” response, ranging from a low of 34% for muzzleloaders and regular firearms Zone 4B hunters to a high of 48% for regular firearms Zone 1A hunters. Of the various regular firearms license holders, the aforementioned Zone 4B had the lowest percentage (34%) of hunters indicating that there were more deer than 10 years previous, and Zone 4B also had the highest percentage (29%) of hunters indicating that there were fewer deer than 10 years previous.

Q12. In the area where you hunt most, do you think there are more deer now compared to 10 years ago, the same number of deer, or do you think there are fewer deer now than 10 years ago? (by license type)



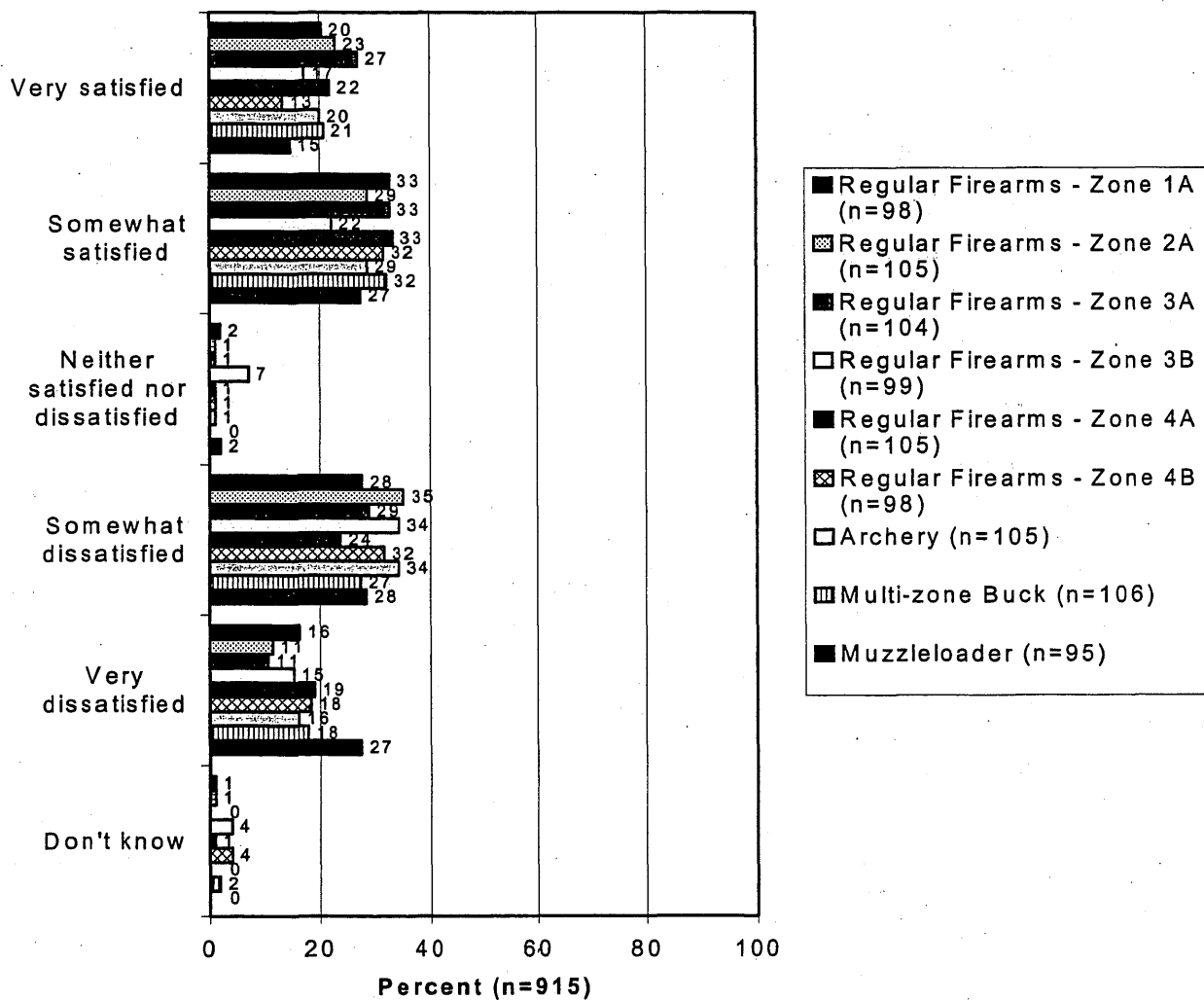
For each group, the survey found that the greatest percentage of hunters believed that the deer population should remain the same. Indeed, except for the multi-zone buck hunters, a majority of hunters indicated that the deer population should remain the same (only 45% of multi-zone buck hunters gave that response). The next highest response for each group was to increase the population. No one group stood out vastly different than any other group.

Q13. And in your opinion, should the deer population in that same area you hunt most often be increased, remain the same or be decreased? (by license type)



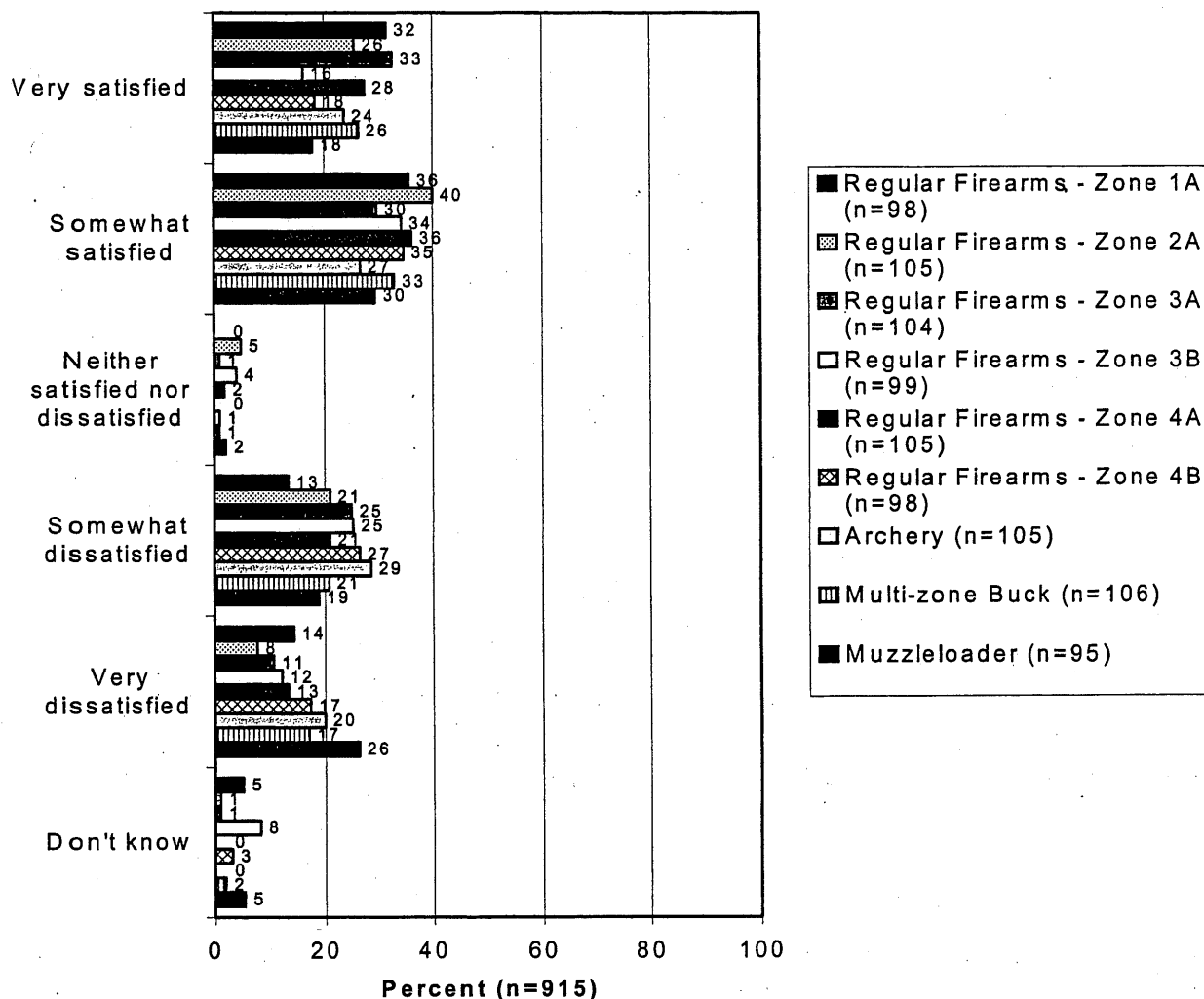
This question showed substantial variation among license types. Five groups had higher percentages of those satisfied than dissatisfied: regular firearms Zone 1A (53% satisfied, 44% dissatisfied), regular firearms Zone 2A (52% to 46%), regular firearms Zone 3A (60% to 40%), regular firearms 4A (55% to 43%), and multi-zone buck (53% to 45%). Both the B zones (Zone 3B and Zone 4B) and both alternative weapon types (archers and muzzleloaders) had greater dissatisfaction than satisfaction, the greatest difference being the regular firearms Zone 3B hunters, with only 39% satisfied and 49% dissatisfied. Archers were nearly exactly evenly divided with 49% satisfied and 50% dissatisfied.

Q27. Would you say you are satisfied or dissatisfied with the number of adult bucks in the area where you hunted most often last season? (by license type)



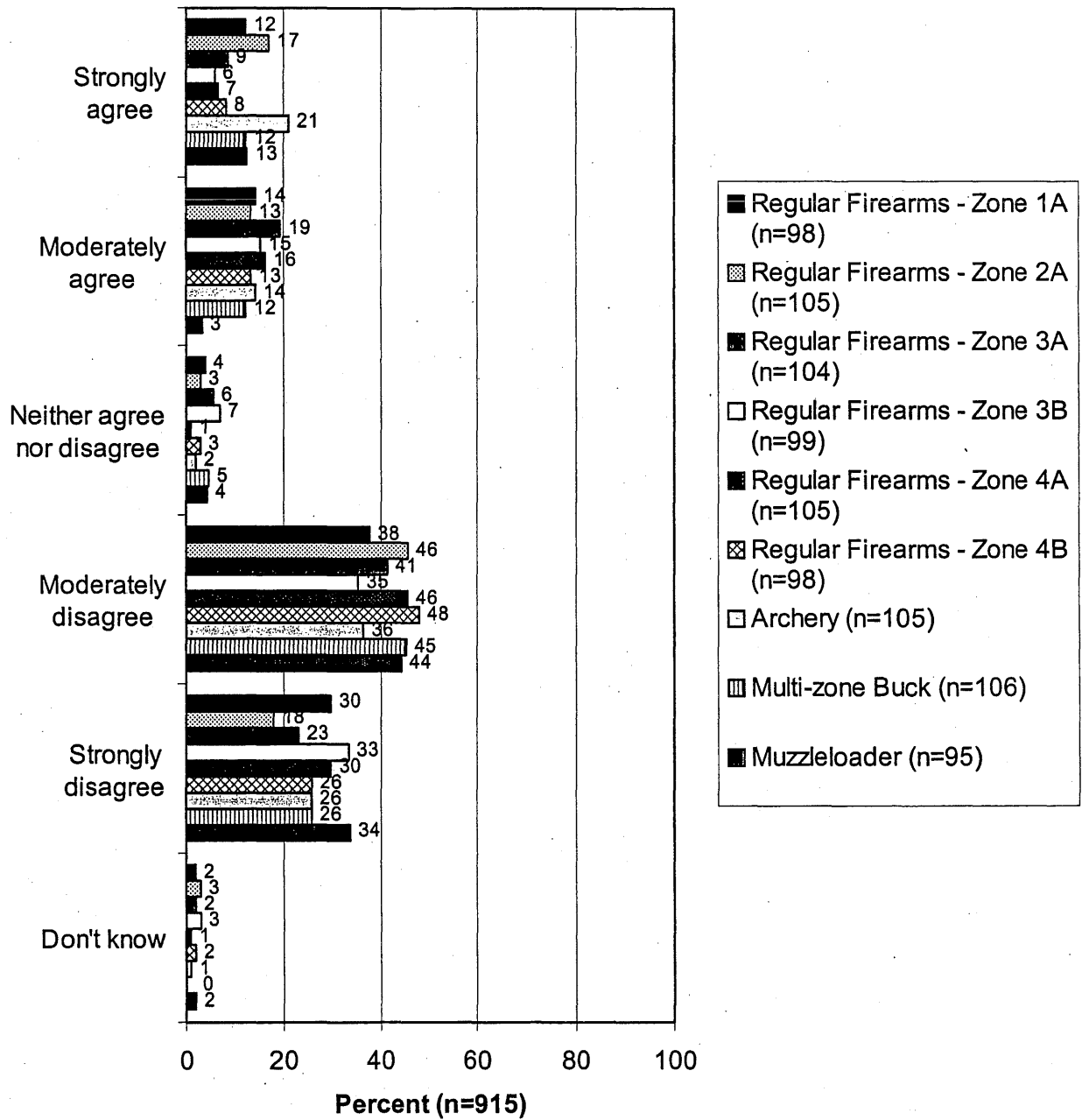
For each group, the percentage of those satisfied with the quality of adult bucks was greater than the percentage of those dissatisfied; however, the difference between the percentages showed some variation. For instance, 68% of regular firearms Zone 1A hunters were satisfied, and only 27% were dissatisfied, a difference of 41 percentage points. This is in contrast to archers, with 51% satisfied and 49% dissatisfied, for a difference of only 2 percentage points. In general, regular firearms users had the greatest difference between those satisfied and those dissatisfied, with archers and muzzleloaders having the least difference. Only the muzzleloaders had less than a majority (48%) being satisfied with the quality of adult bucks.

Q28. Would you say you are satisfied or dissatisfied with the quality of adult bucks in the area where you hunted most often during the 2000 season? (by license type)



The survey showed some variation among license types. Archers were the group that had the highest percentage (35%) of those agreeing that there were too many other hunters in the area, followed by regular firearms Zone 2A hunters (30%). The group with the lowest percentage agreeing that there were too many other hunters was the muzzleloader license type (16%), followed by both the Zone B regular firearms hunters (21% for both regular firearms Zone 3B and regular firearms 4B hunters). The groups that had the highest percentages of those disagreeing that there were too many other hunters were the muzzleloaders (78%), regular firearms Zone 4A hunters (76%), and regular firearms Zone 4B hunters (74%). This graph appears on the following page.

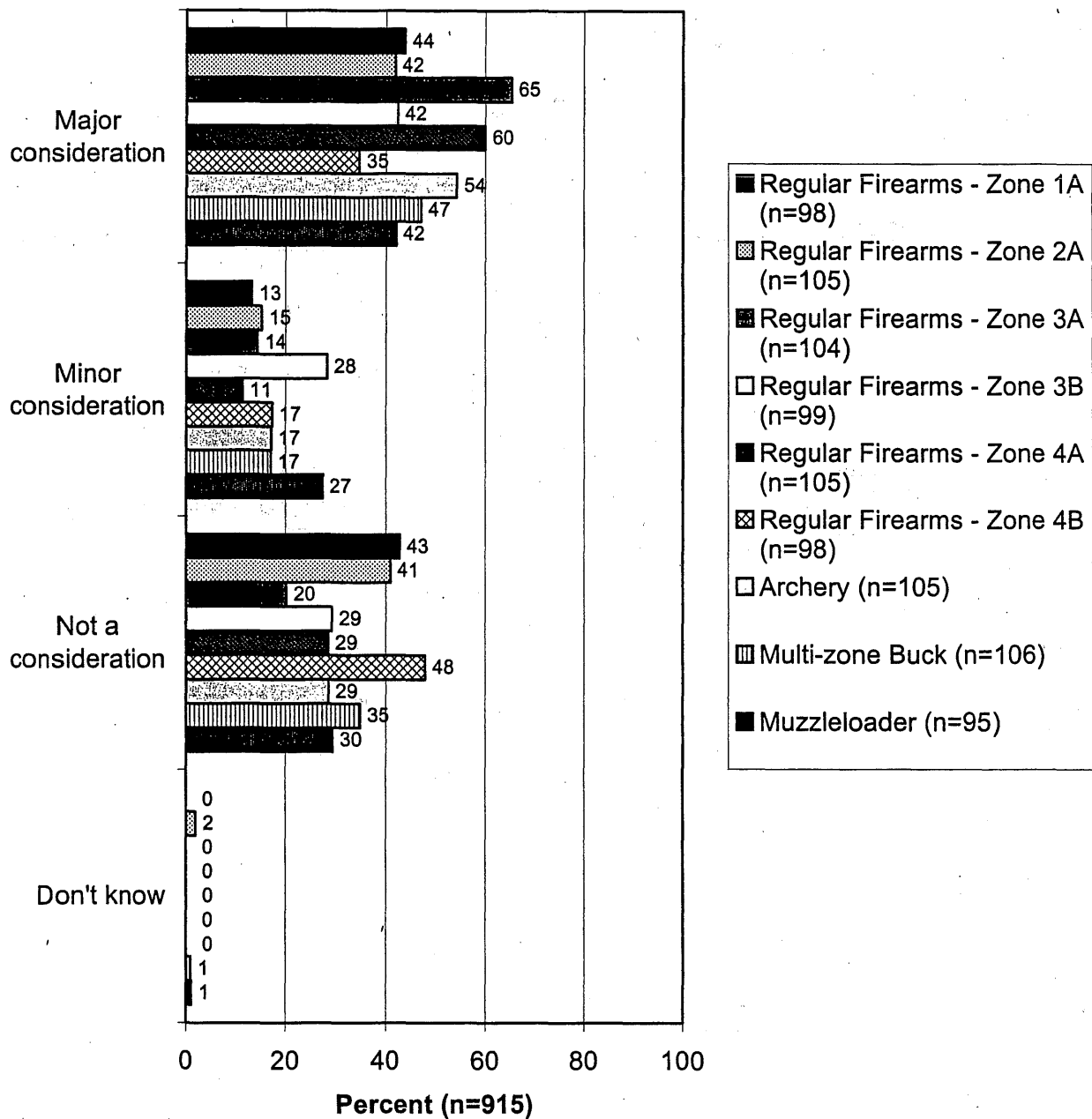
**Q31. Do you agree or disagree that there were too many other hunters in the area where you hunted most often during the 2000 season?
(by license type)**



Factors Influencing Selection of Hunting Area in Minnesota

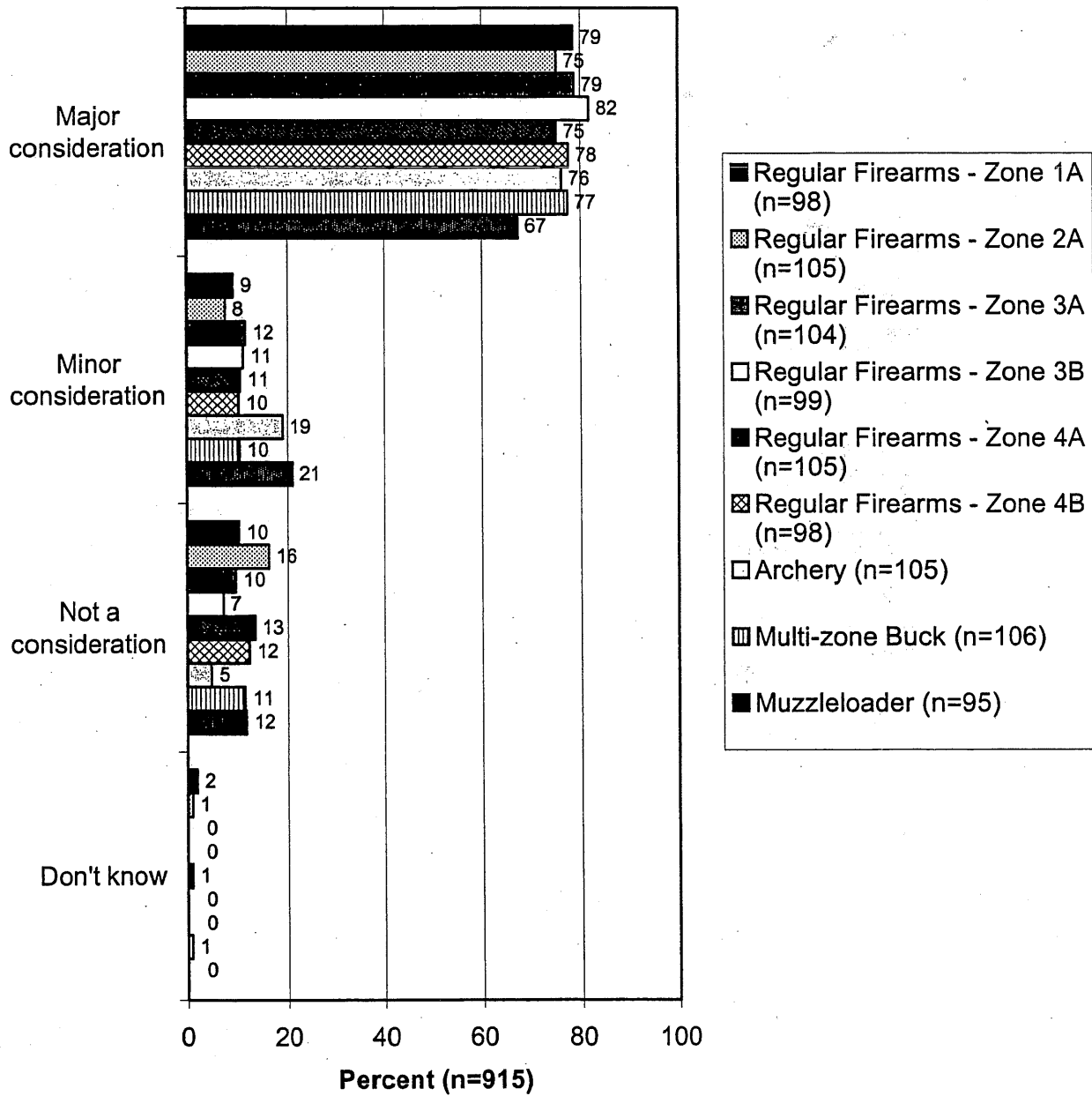
Choosing a place to hunt because it is close to home was a major or minor consideration for the majority of hunters for each license type group; however, regular firearms Zone 4B hunters had the lowest percentage (52%) of those who said it was a major or minor consideration. It is interesting that 71% of regular firearms Zone 4A license holders indicated that it was a major or minor consideration. On the other hand, the location of hunt area relative to home was an important factor for both types of Zone 3 hunters (3A and 3B). These groups said it was a major or minor consideration at rates of 79% for 3A and 70% for 3B, and conversely said it was not a consideration at rates of 20% for 3A and 29% for 3B. This graph appears on the following page.

**Q33. Was choosing an area to hunt because it was close to your home a major consideration, a minor consideration or not a consideration at all when you selected an area to hunt last (2000) season?
(by license type)**



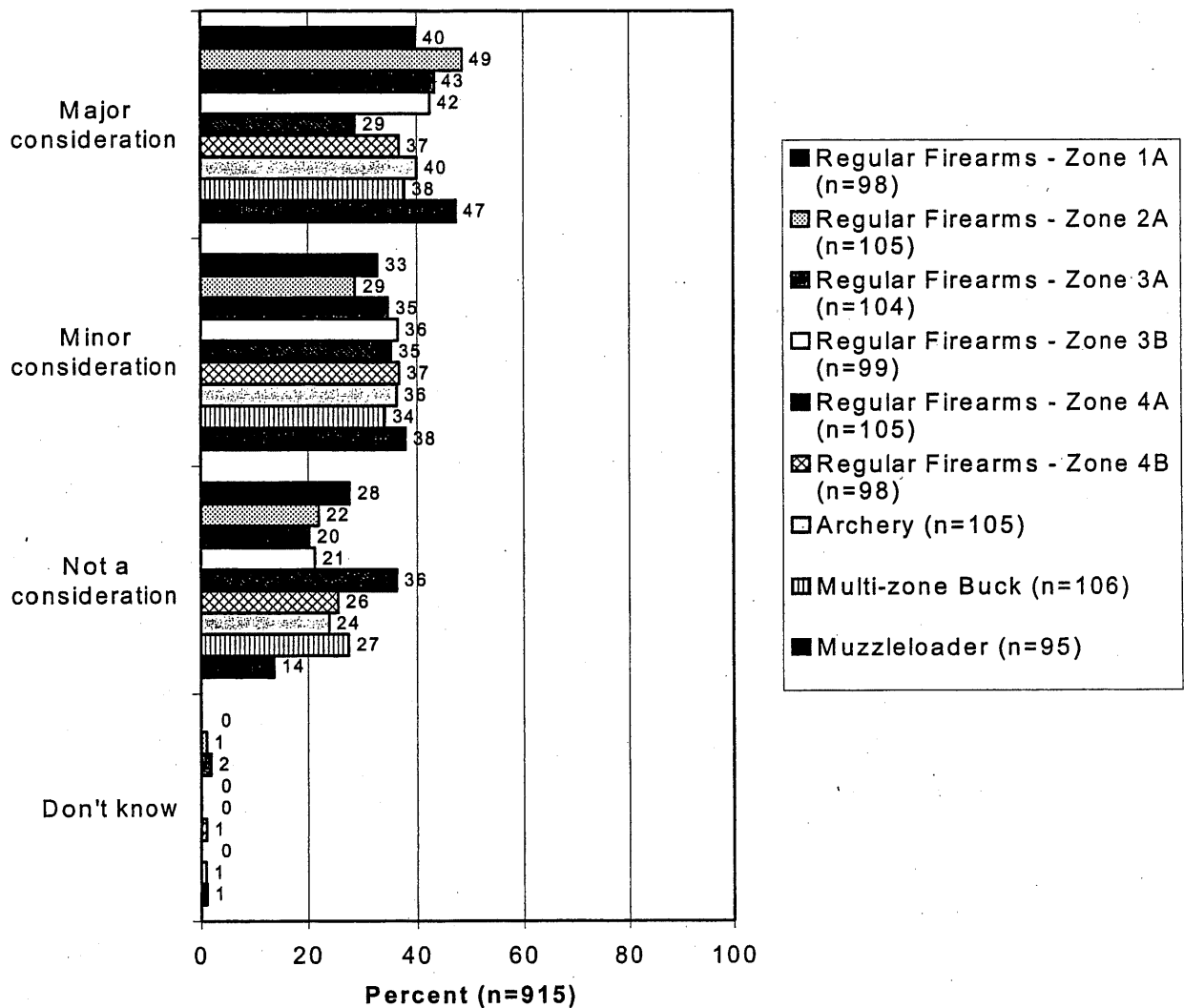
The survey found no great variation among license types for this question.

**Q34. Was choosing an area to hunt because you had hunted the area before a major consideration, a minor consideration or not a consideration at all when you selected an area to hunt last season?
(by license type)**



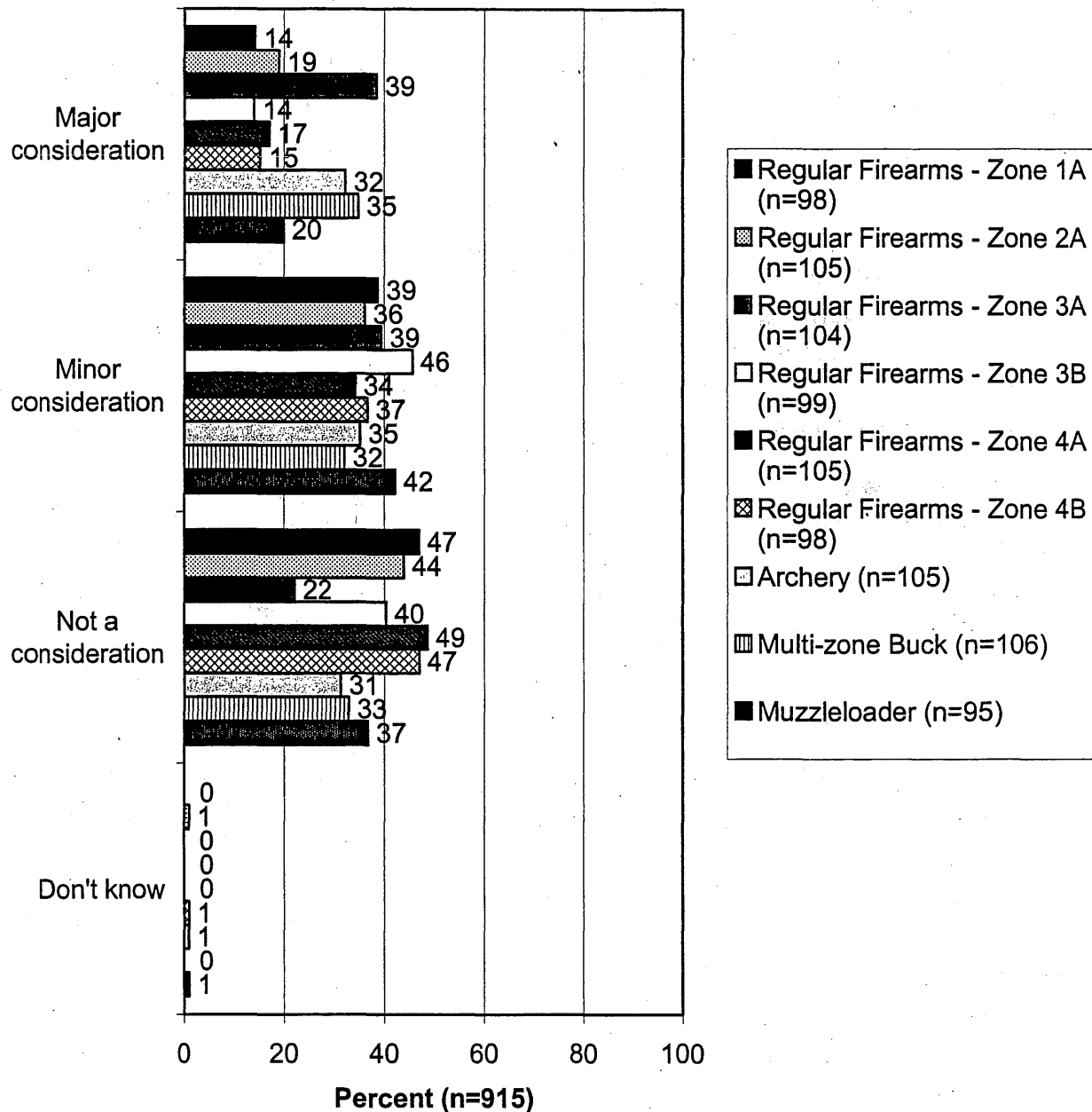
There was some slight variation among license types for this question. The greatest variation was in those who responded that it was not a consideration in their choice of hunt location that they thought there were a lot of deer in the area. For instance, 36% of regular firearms Zone 4A license holders indicated that this factor was not a consideration, in contrast to the 14% of muzzleloaders who said this factor was not a consideration in their choice of hunt area. Otherwise, there was no great variation among license types.

Q35. What about because you thought there were a lot of deer in the area? (Was that a major consideration, a minor consideration or not a consideration at all when selecting an area to hunt last season?) (by license type)



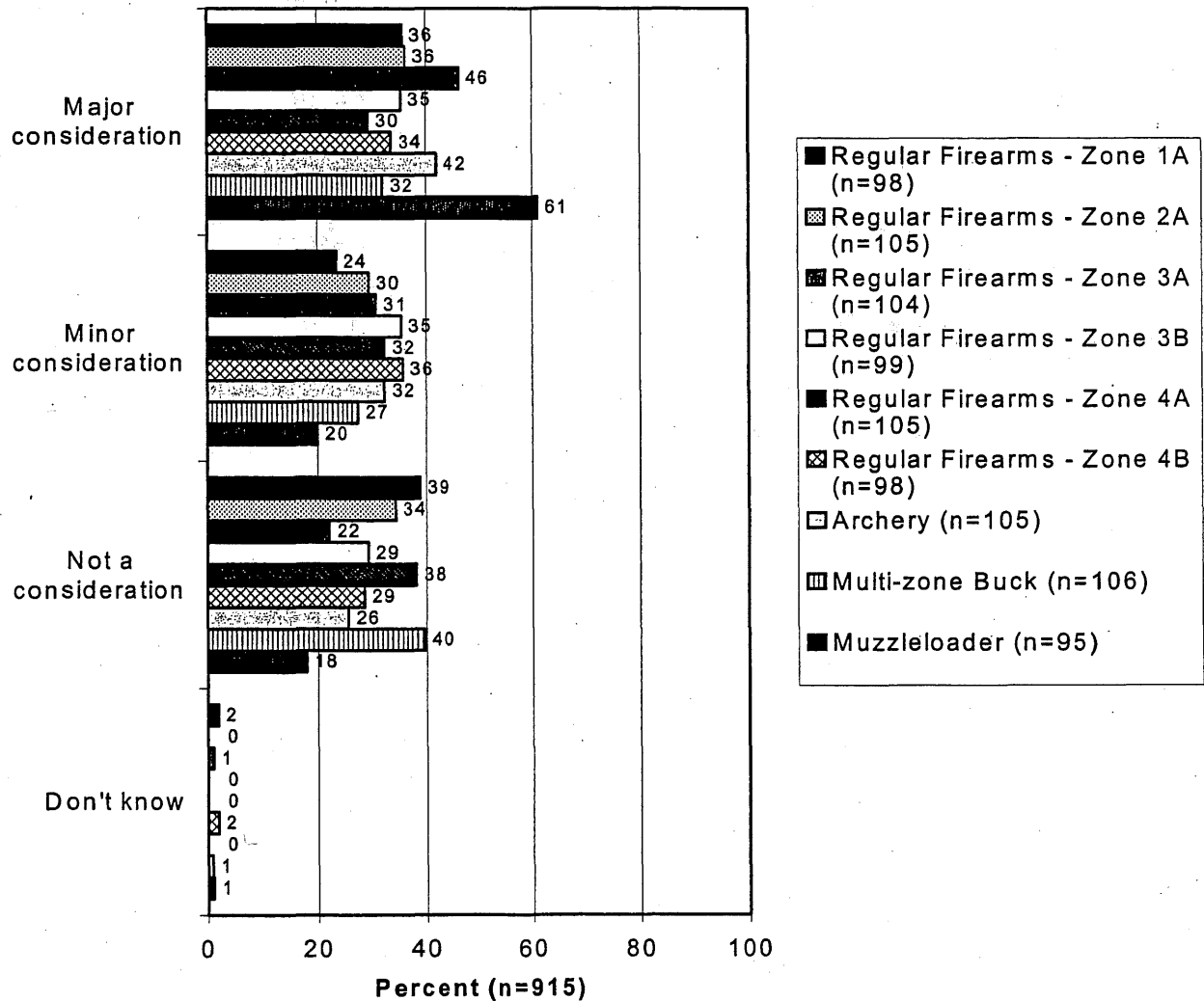
The survey results show a fair amount of variation among license types for this question. There was consistency among the regular firearms license holders of all zones, except for regular firearms Zone 3A. Of regular firearms license holders, the percentages of those who indicated that the reason stated (that they thought there were large-antlered bucks in the area) was a major consideration ranged between 14% to 19%, except for Zone 3A hunters, 39% of whom stated that the reason given was a major consideration. Also, the results show that archers, multi-zone buck hunters, and muzzleloaders had lower percentages than regular firearms license holders (with the exception discussed above for Zone 3A) stating that the reason given was not a consideration in the choice of hunt location. This graph appears on the following page.

Q38. What about because you thought there were large-antlered bucks in the area? [Was that a major consideration, a minor consideration or not a consideration at all when selecting an area to hunt last (2000) season?] (by license type)



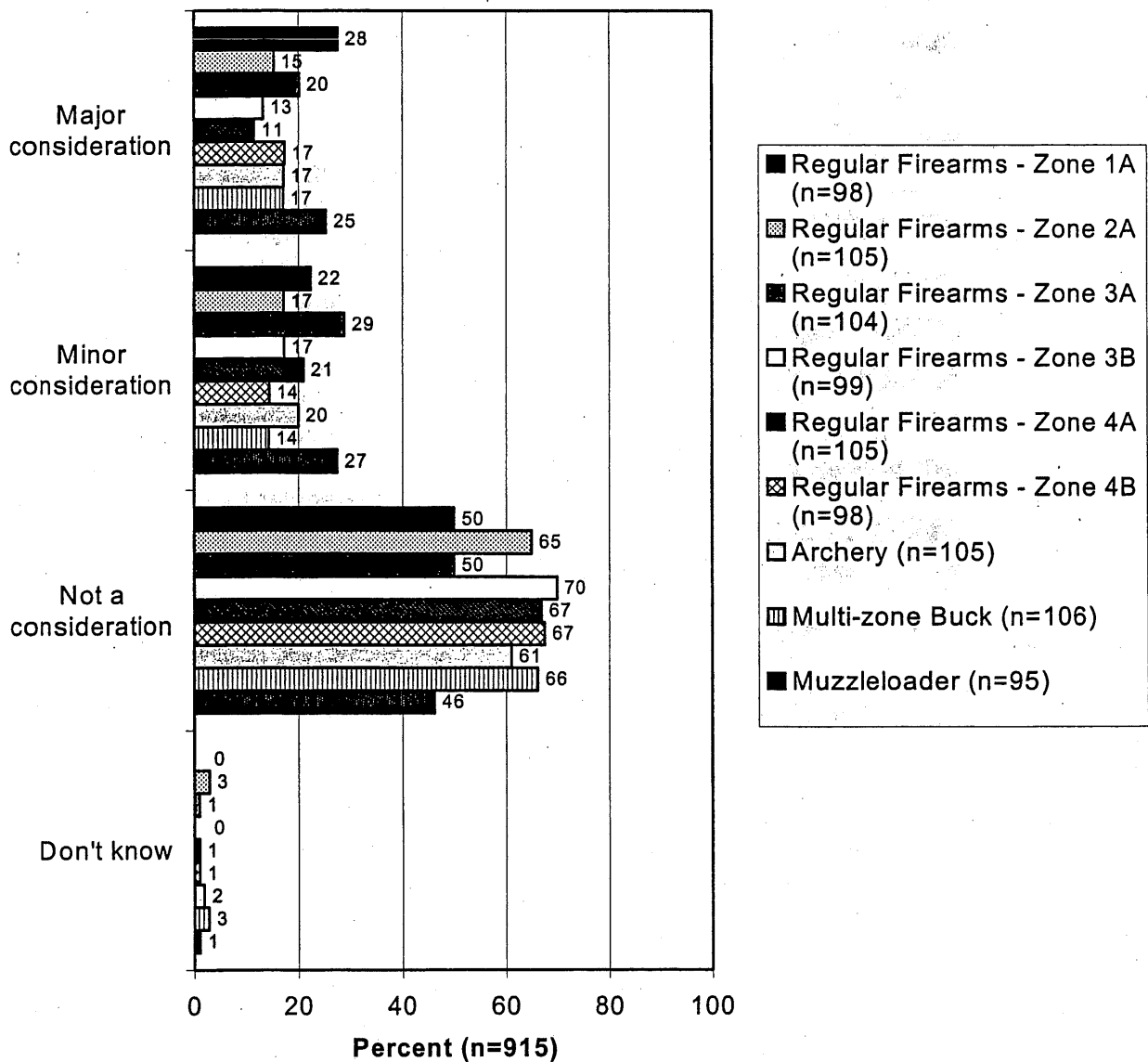
For this question, the results show consistency among license type groups, with the exception of muzzleloaders. They have a much greater percentage than any other group of those for whom “few other hunters in the area” was a major consideration (61%) in their choice of hunt location. Among regular firearms hunters, only the Zone 3A shows substantial variation from the others, with 46% saying the stated reason was a major consideration, contrasted to the other regular firearms hunter groups that had a range of 30% to 36% saying the reason was a major consideration.

Q36. What about because you thought there were few other hunters in the area? (Was that a major consideration, a minor consideration or not a consideration at all when selecting an area to hunt last season?) (by license type)



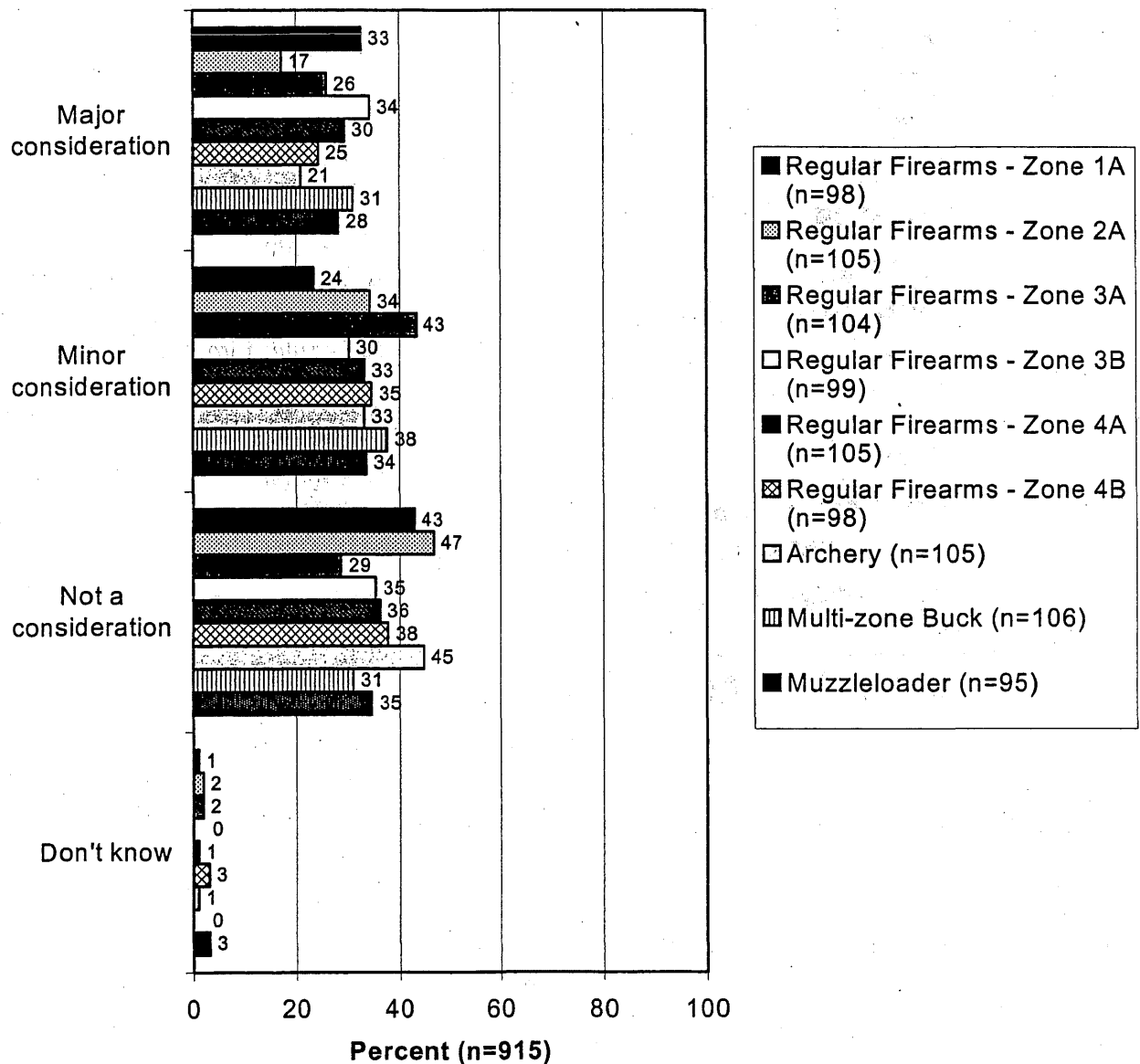
There was little variation among license types for this question, although muzzleloaders, regular firearms Zone 1A, and regular firearms Zone 3A had slightly lower percentages of those answering that the stated reason (that the area was open to public hunting) was not a consideration.

Q37. What about because the area was open to public hunting? (Was that a major consideration, a minor consideration or not a consideration at all when selecting an area to hunt last season?) (by license type)



This graph pertaining to choice of hunt location shows fairly good consistency among license types, although regular firearms Zone 3A license holders were slightly different than the other regular firearms license holders. Regular firearms Zone 3A license holders had a lower percentage who stated that the reason given (the area's season dates) was not a consideration.

Q39. What about because of the area's season dates? (Was that a major consideration, a minor consideration or not a consideration at all when selecting an area to hunt last season?) (by license type)



The following nine graphs show the ranking of major considerations for choosing a hunting location for each of the various license type holders. That the respondent had hunted in the location before was the most important consideration for each license type. Also of importance was that the location was close to home; only among regular firearms Zone 2A, regular firearms Zone 4B, and muzzleloaders was this not the second-most highest percentage in the following graphs.

**Q33-39. Percent of Respondents Who Considered
Each of the Following Questions a Major
Consideration in Choice of Hunting Location
(Regular Firearms - Zone 1A)**

Q34. Was choosing an area to hunt because you had hunted the area before a major consideration, a minor consideration or not a consideration at all when you selected an area to hunt last season?

Q33. Was choosing an area to hunt because it was close to your home a major consideration, a minor consideration or not a consideration at all when you selected an area to hunt last season?

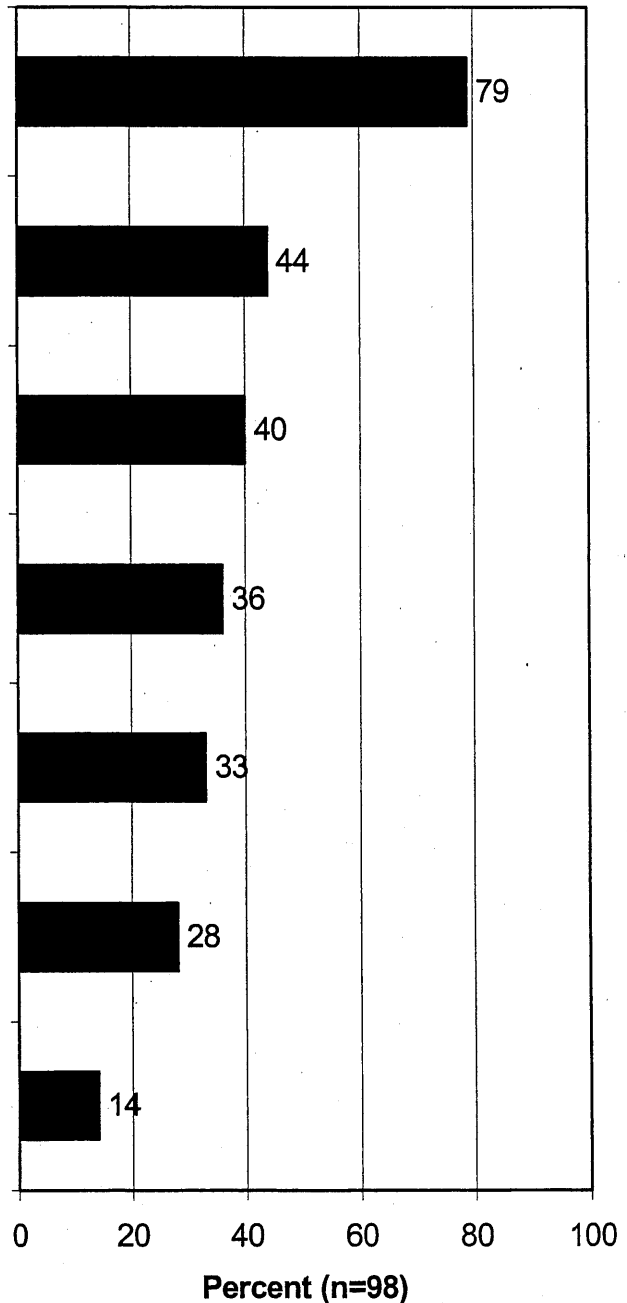
Q35. What about because you thought there were a lot of deer in the area? (Was that a major consideration, a minor consideration or not a consideration at all when selecting an area to hunt last season?)

Q36. What about because you thought there were few other hunters in the area? (Was that a major consideration, a minor consideration or not a consideration at all when selecting an area to hunt last season?)

Q39. What about because of the area's season dates? (Was that a major consideration, a minor consideration or not a consideration at all when selecting an area to hunt last season?)

Q37. What about because the area was open to public hunting? (Was that a major consideration, a minor consideration or not a consideration at all when selecting an area to hunt last season?)

Q38. What about because you thought there were large antlered bucks in the area? (Was that a major consideration, a minor consideration or not a consideration at all when selecting an area to hunt last season?)



Q33-39. Percent of Respondents Who Considered Each of the Following Questions a Major Consideration in Choice of Hunting Location (Regular Firearms - Zone 2A)

Q34. Was choosing an area to hunt because you had hunted the area before a major consideration, a minor consideration or not a consideration at all when you selected an area to hunt last season?

Q35. What about because you thought there were a lot of deer in the area? (Was that a major consideration, a minor consideration or not a consideration at all when selecting an area to hunt last season?)

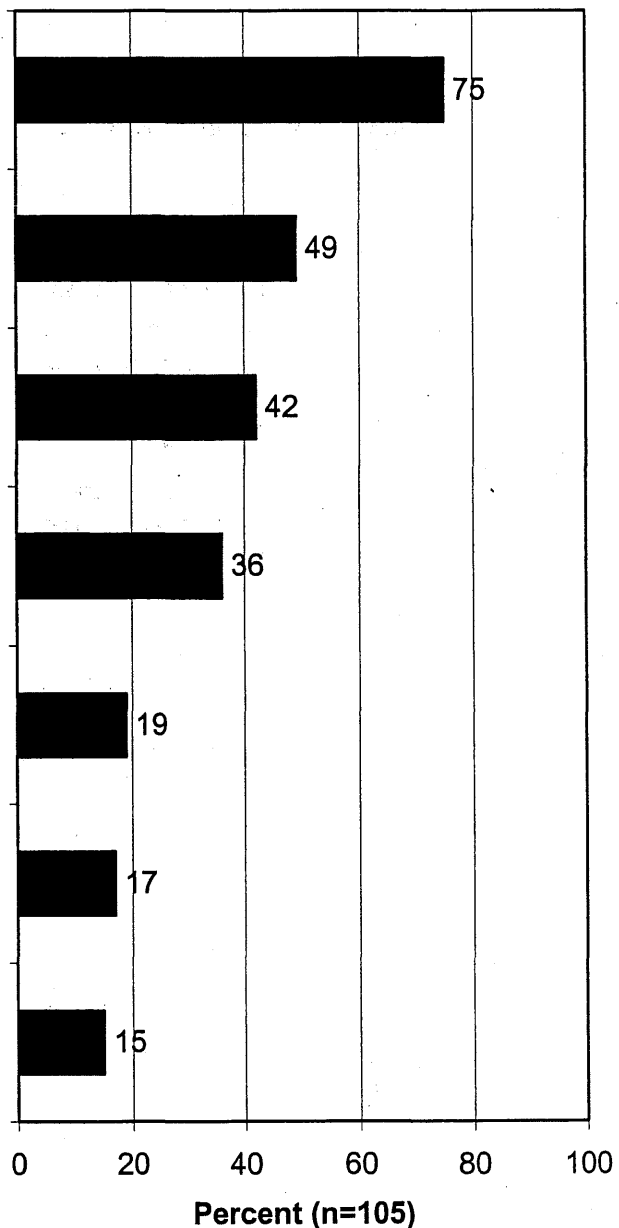
Q33. Was choosing an area to hunt because it was close to your home a major consideration, a minor consideration or not a consideration at all when you selected an area to hunt last season?

Q36. What about because you thought there were few other hunters in the area? (Was that a major consideration, a minor consideration or not a consideration at all when selecting an area to hunt last season?)

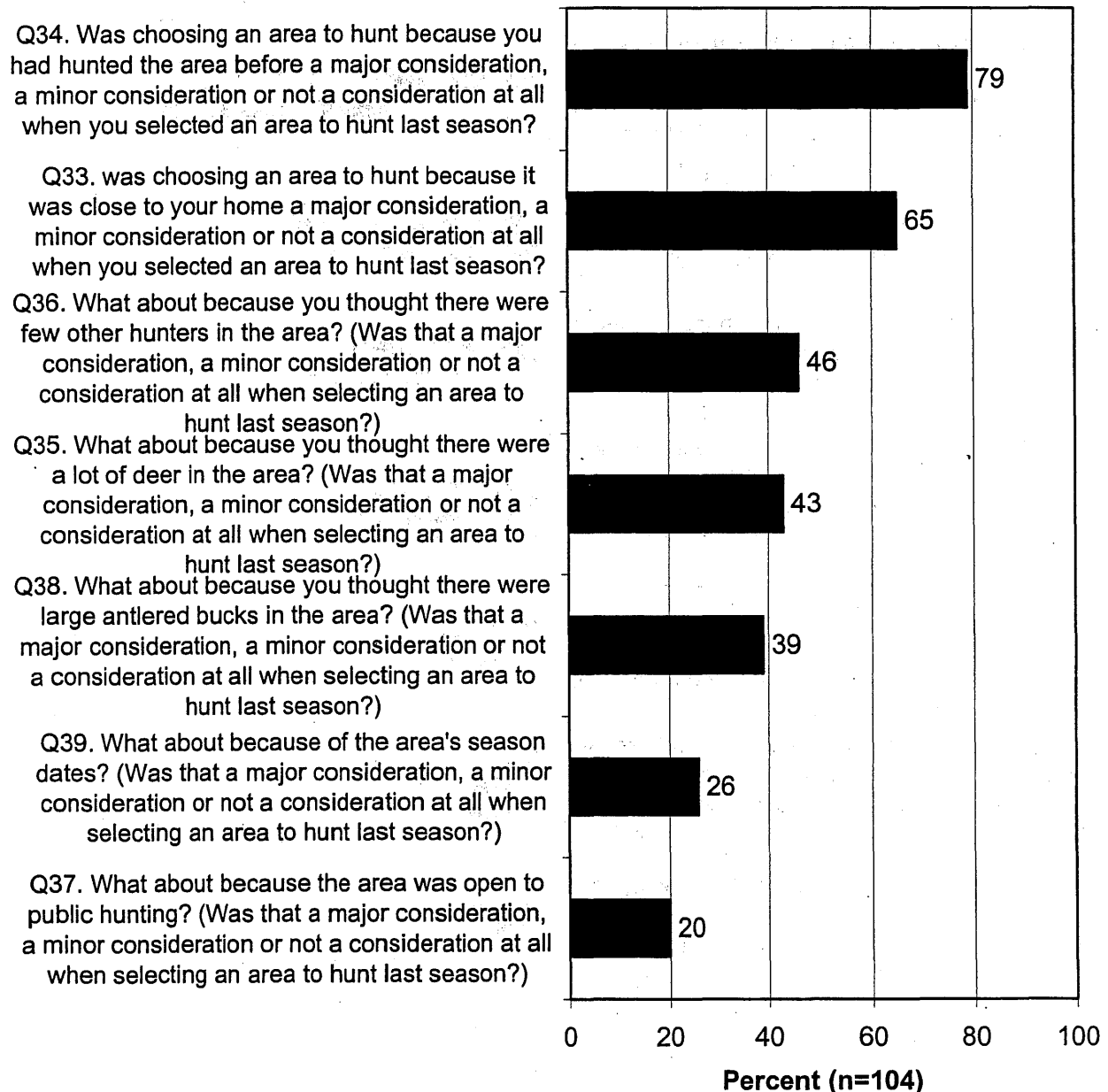
Q38. What about because you thought there were large antlered bucks in the area? (Was that a major consideration, a minor consideration or not a consideration at all when selecting an area to hunt last season?)

Q39. What about because of the area's season dates? (Was that a major consideration, a minor consideration or not a consideration at all when selecting an area to hunt last season?)

Q37. What about because the area was open to public hunting? (Was that a major consideration, a minor consideration or not a consideration at all when selecting an area to hunt last season?)



**Q33-39. Percent of Respondents Who Considered
Each of the Following Questions a Major
Consideration in Choice of Hunting Location
(Regular Firearms - Zone 3A)**



Q33-39. Percent of Respondents Who Considered Each of the Following Questions a Major Consideration in Choice of Hunting Location (Regular Firearms - Zone 3B)

Q34. Was choosing an area to hunt because you had hunted the area before a major consideration, a minor consideration or not a consideration at all when you selected an area to hunt last season?

Q33. Was choosing an area to hunt because it was close to your home a major consideration, a minor consideration or not a consideration at all when you selected an area to hunt last season?


Q35. What about because you thought there were a lot of deer in the area? (Was that a major consideration, a minor consideration or not a consideration at all when selecting an area to hunt last season?)

Q36. What about because you thought there were few other hunters in the area? (Was that a major consideration, a minor consideration or not a consideration at all when selecting an area to hunt last season?)

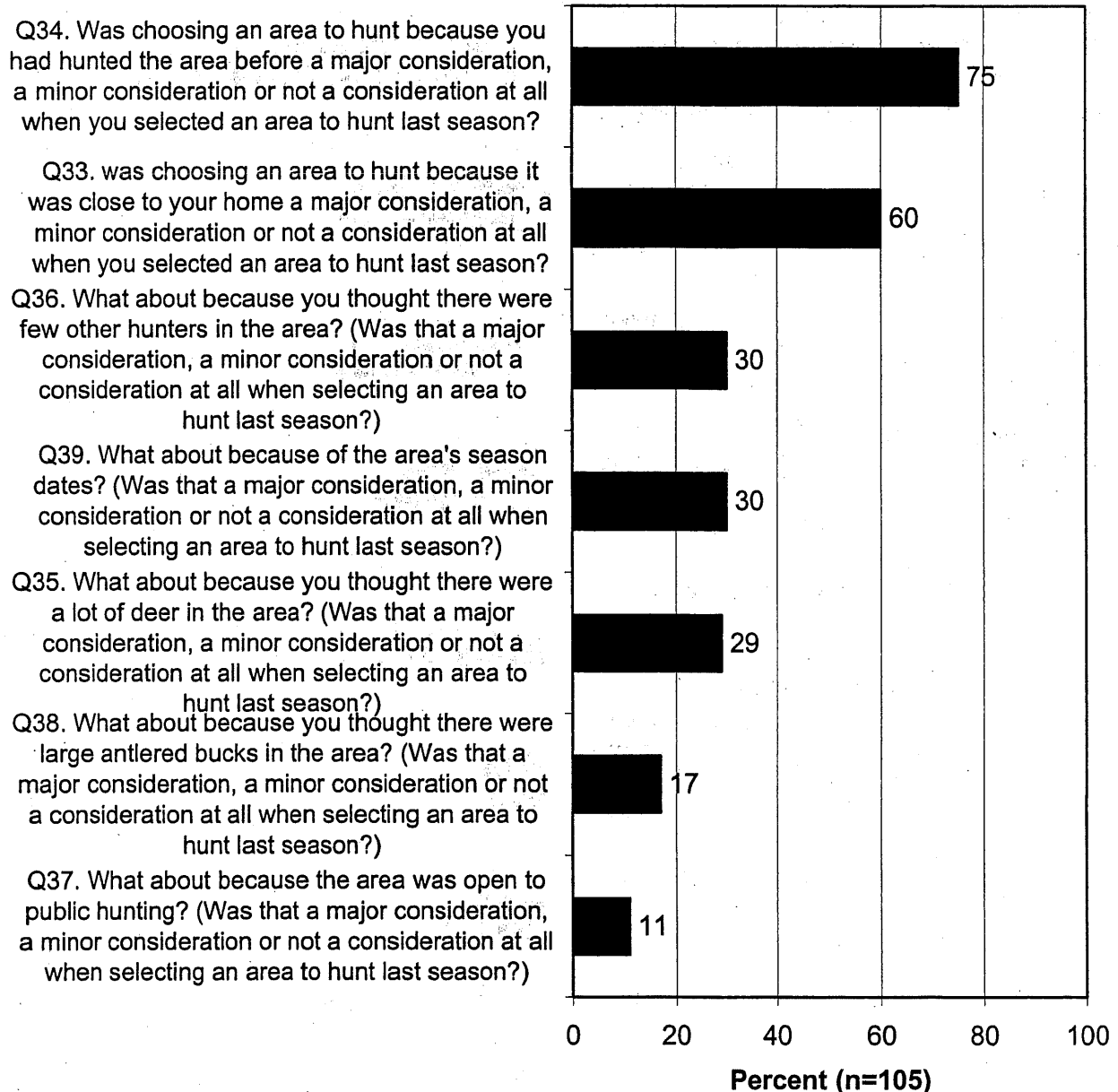
Q39. What about because of the area's season dates? (Was that a major consideration, a minor consideration or not a consideration at all when selecting an area to hunt last season?)

Q38. What about because you thought there were large antlered bucks in the area? (Was that a major consideration, a minor consideration or not a consideration at all when selecting an area to hunt last season?)

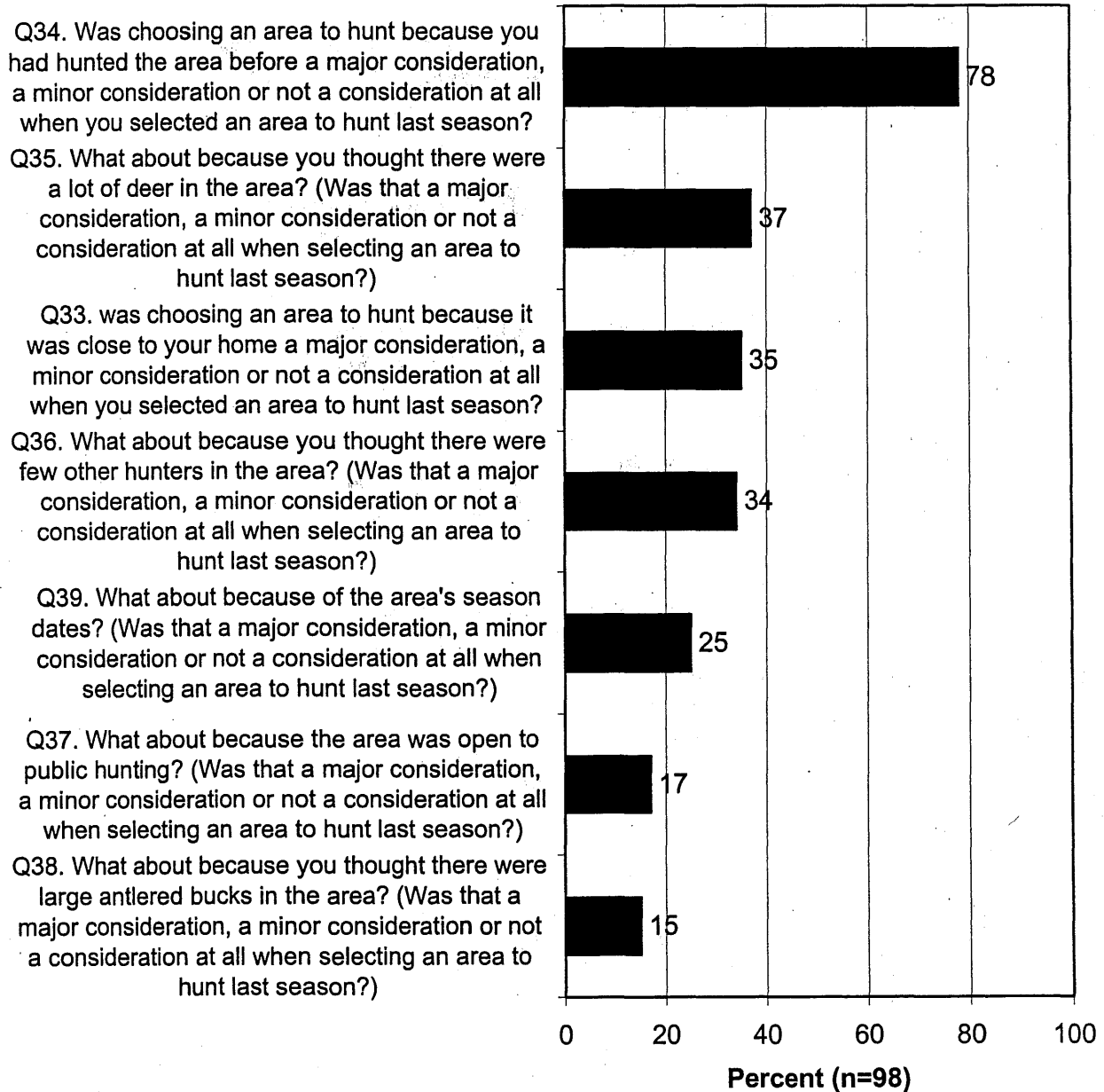
Q37. What about because the area was open to public hunting? (Was that a major consideration, a minor consideration or not a consideration at all when selecting an area to hunt last season?)



Q33-39. Percent of Respondents Who Considered Each of the Following Questions a Major Consideration in Choice of Hunting Location (Regular Firearms - Zone 4A)



Q33-39. Percent of Respondents Who Considered Each of the Following Questions a Major Consideration in Choice of Hunting Location (Regular Firearms - Zone 4B)



Q33-39. Percent of Respondents Who Considered Each of the Following Questions a Major Consideration in Choice of Hunting Location (Archery)

Q34. Was choosing an area to hunt because you had hunted the area before a major consideration, a minor consideration or not a consideration at all when you selected an area to hunt last season?

Q33. Was choosing an area to hunt because it was close to your home a major consideration, a minor consideration or not a consideration at all when you selected an area to hunt last season?


Q36. What about because you thought there were few other hunters in the area? (Was that a major consideration, a minor consideration or not a consideration at all when selecting an area to hunt last season?)

Q35. What about because you thought there were a lot of deer in the area? (Was that a major consideration, a minor consideration or not a consideration at all when selecting an area to hunt last season?)

Q38. What about because you thought there were large antlered bucks in the area? (Was that a major consideration, a minor consideration or not a consideration at all when selecting an area to hunt last season?)

Q39. What about because of the area's season dates? (Was that a major consideration, a minor consideration or not a consideration at all when selecting an area to hunt last season?)

Q37. What about because the area was open to public hunting? (Was that a major consideration, a minor consideration or not a consideration at all when selecting an area to hunt last season?)



Q33-39. Percent of Respondents Who Considered Each of the Following Questions a Major Consideration in Choice of Hunting Location (Multi-zone Buck)

Q34. Was choosing an area to hunt because you had hunted the area before a major consideration, a minor consideration or not a consideration at all when you selected an area to hunt last season?

Q33. Was choosing an area to hunt because it was close to your home a major consideration, a minor consideration or not a consideration at all when you selected an area to hunt last season?


Q35. What about because you thought there were a lot of deer in the area? (Was that a major consideration, a minor consideration or not a consideration at all when selecting an area to hunt last season?)

Q38. What about because you thought there were large antlered bucks in the area? (Was that a major consideration, a minor consideration or not a consideration at all when selecting an area to hunt last season?)

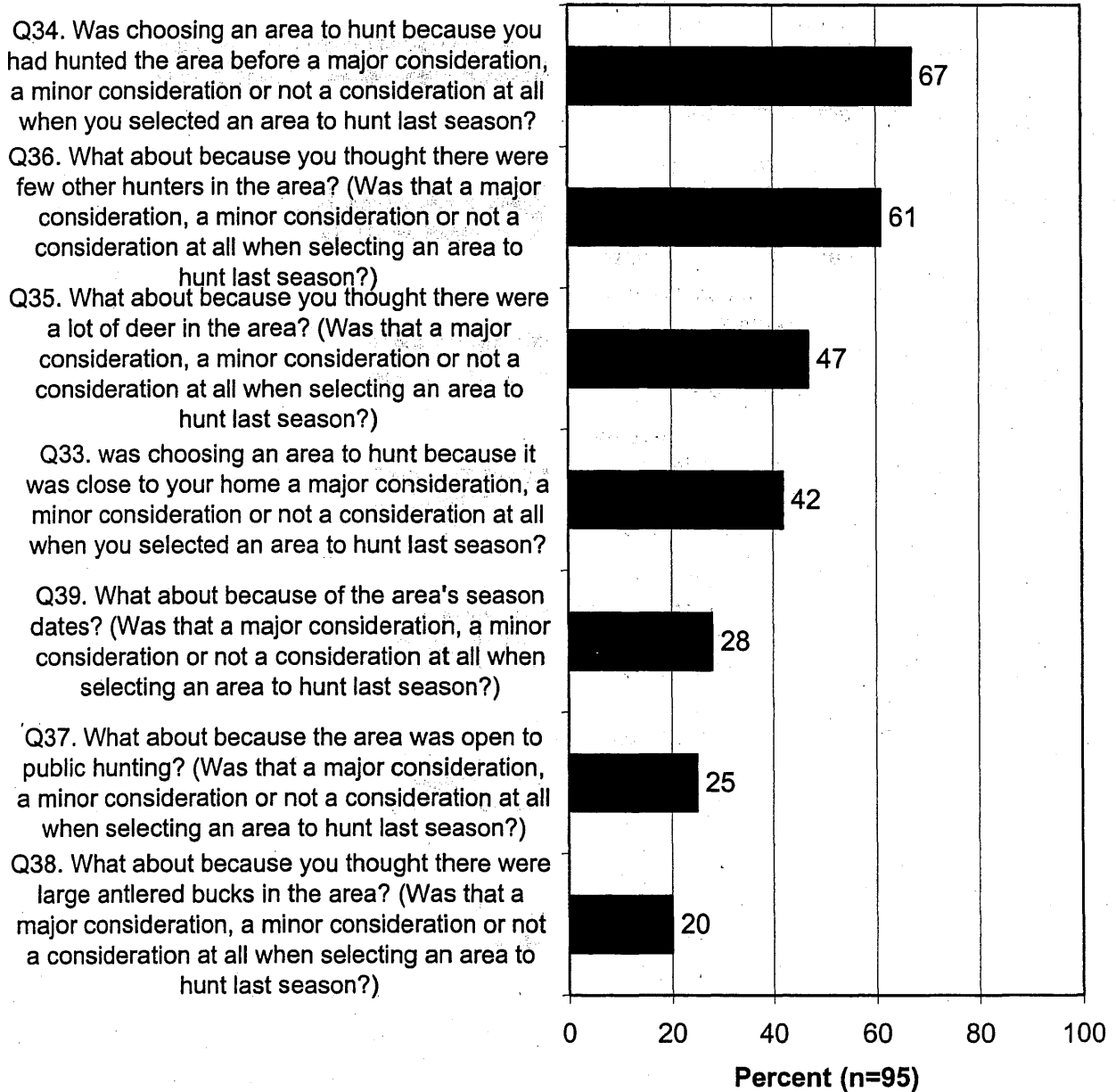
Q36. What about because you thought there were few other hunters in the area? (Was that a major consideration, a minor consideration or not a consideration at all when selecting an area to hunt last season?)

Q39. What about because of the area's season dates? (Was that a major consideration, a minor consideration or not a consideration at all when selecting an area to hunt last season?)

Q37. What about because the area was open to public hunting? (Was that a major consideration, a minor consideration or not a consideration at all when selecting an area to hunt last season?)



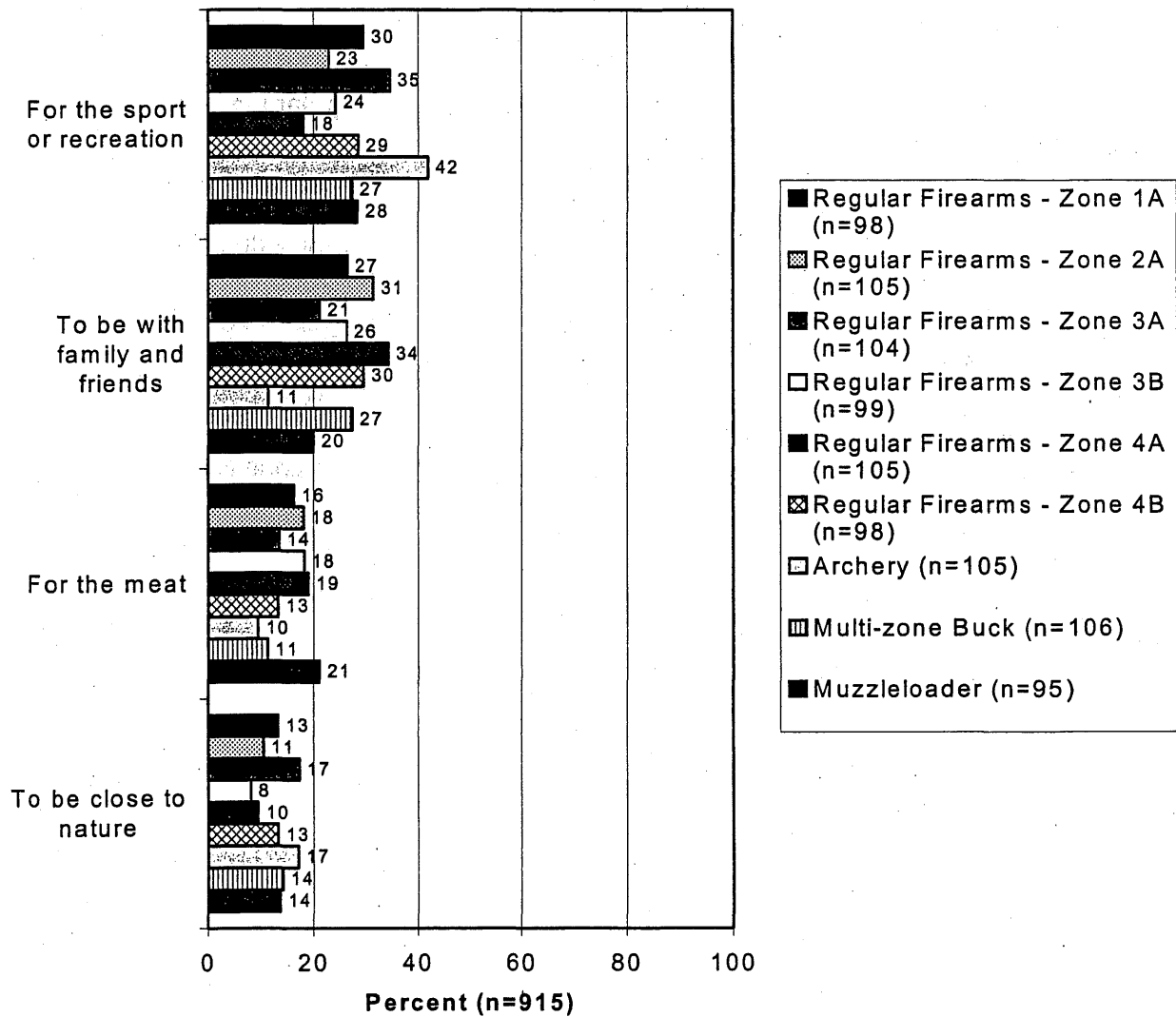
Q33-39. Percent of Respondents Who Considered Each of the Following Questions a Major Consideration in Choice of Hunting Location (Muzzleloader)



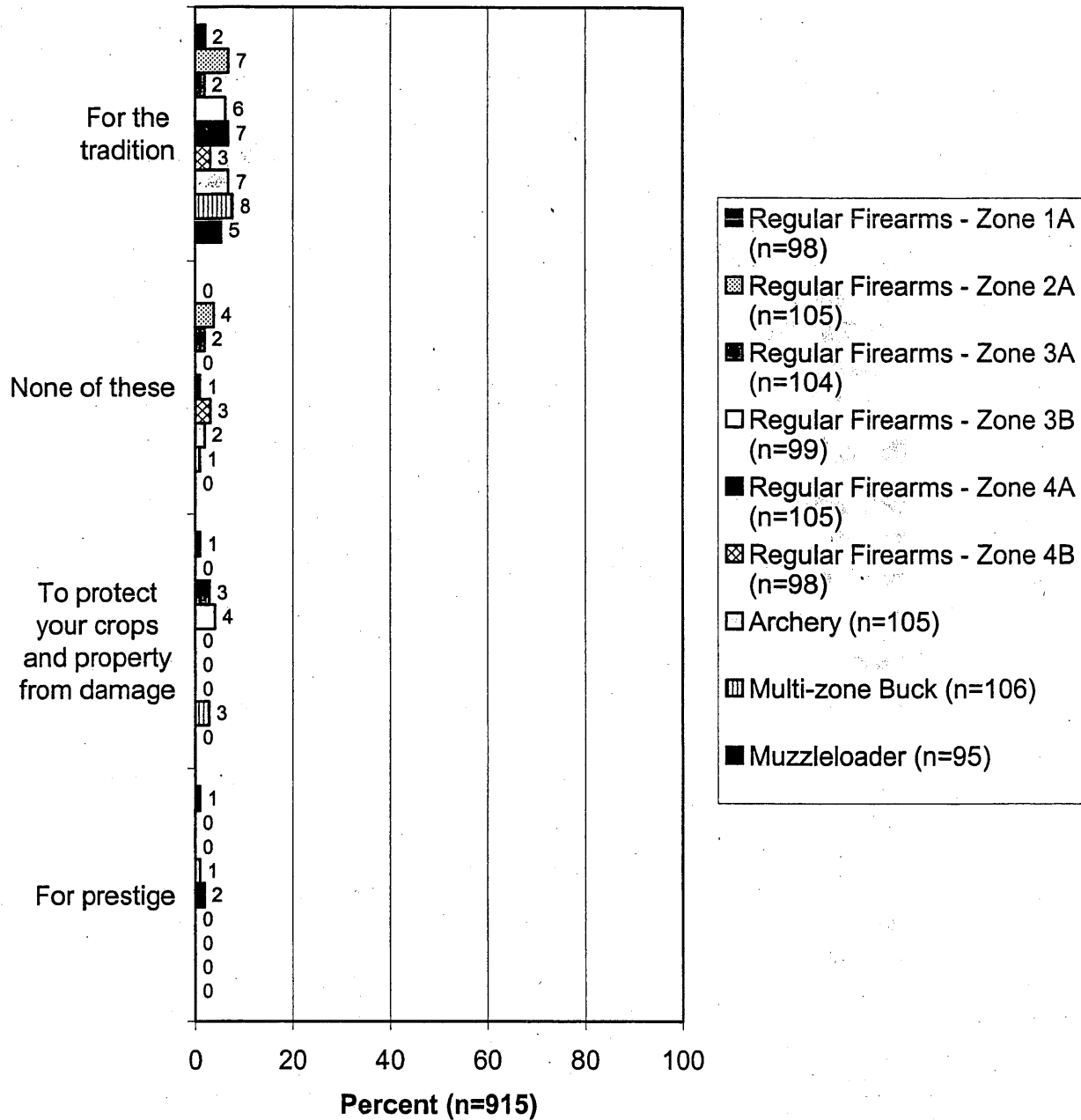
Motivations for Deer Hunting Participation

Archers were more likely than any other license type group to say that they hunted for the sport of it, and they had the lowest percentage of those answering that they hunted for the utilitarian reason (i.e., for the meat). Regular firearms Zone 4A license holders did not have a high percentage of those saying they hunted for the sport of it. Otherwise, the results show no remarkable differences among license types.

**Q45. Now I'm going to read you some reasons why people might deer hunt. Please tell me which reason BEST describes why you, personally, deer hunt. (by license type)
(Part 1 of 2)**



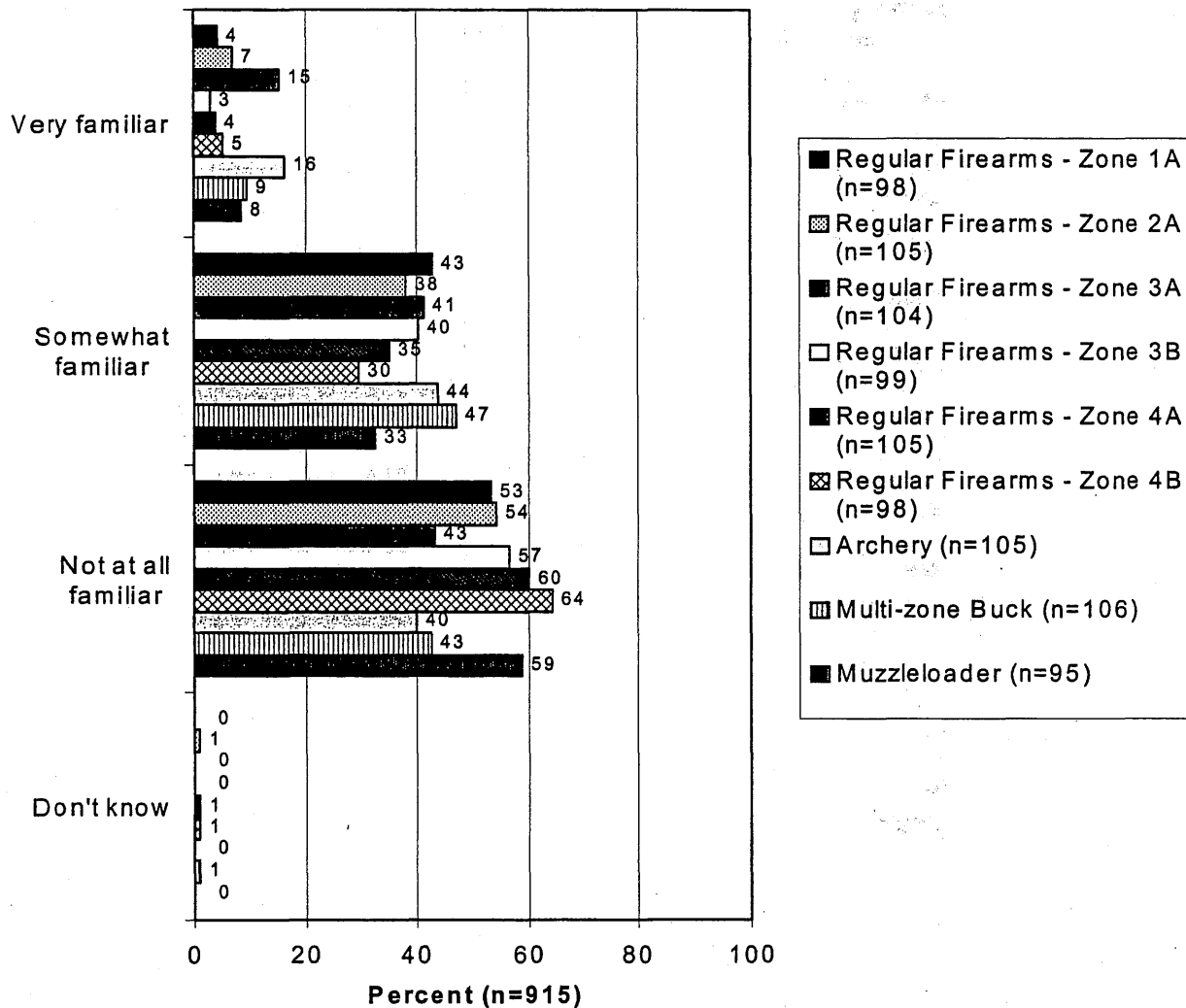
**Q45. Now I'm going to read you some reasons why people might deer hunt. Please tell me which reason BEST describes why you, personally, deer hunt. (by license type)
(Part 2 of 2)**



Opinions on and Attitudes Toward Quality Deer Management in Minnesota

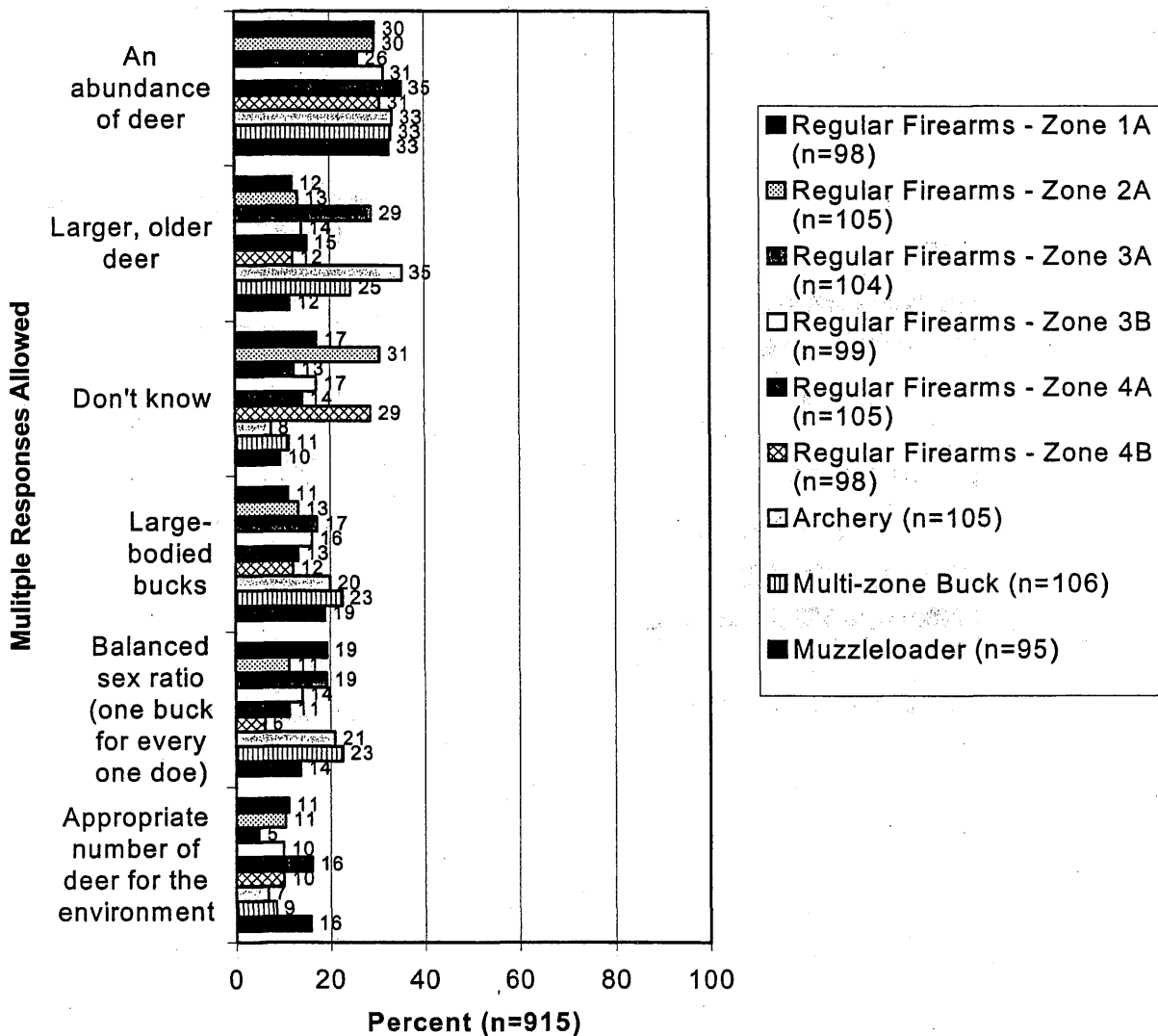
Regarding familiarity with Quality Deer Management (QDM), only the Zone 3A group stands out as much different than the other regular firearms license holders, with 56% indicating that they are very or somewhat familiar with QDM, contrasted to a range of 35% to 47% for other regular firearms license holders who were very or somewhat familiar with QDM. Archers (60%) and multi-zone buck hunters (56%) are the other groups that indicated that they were very or somewhat familiar with QDM at higher percentages than were other groups,

Q48. How familiar are you with the deer management philosophy called Quality Deer Management? Would you say you are very familiar, somewhat familiar or not at all familiar with Quality Deer Management? (by license type)

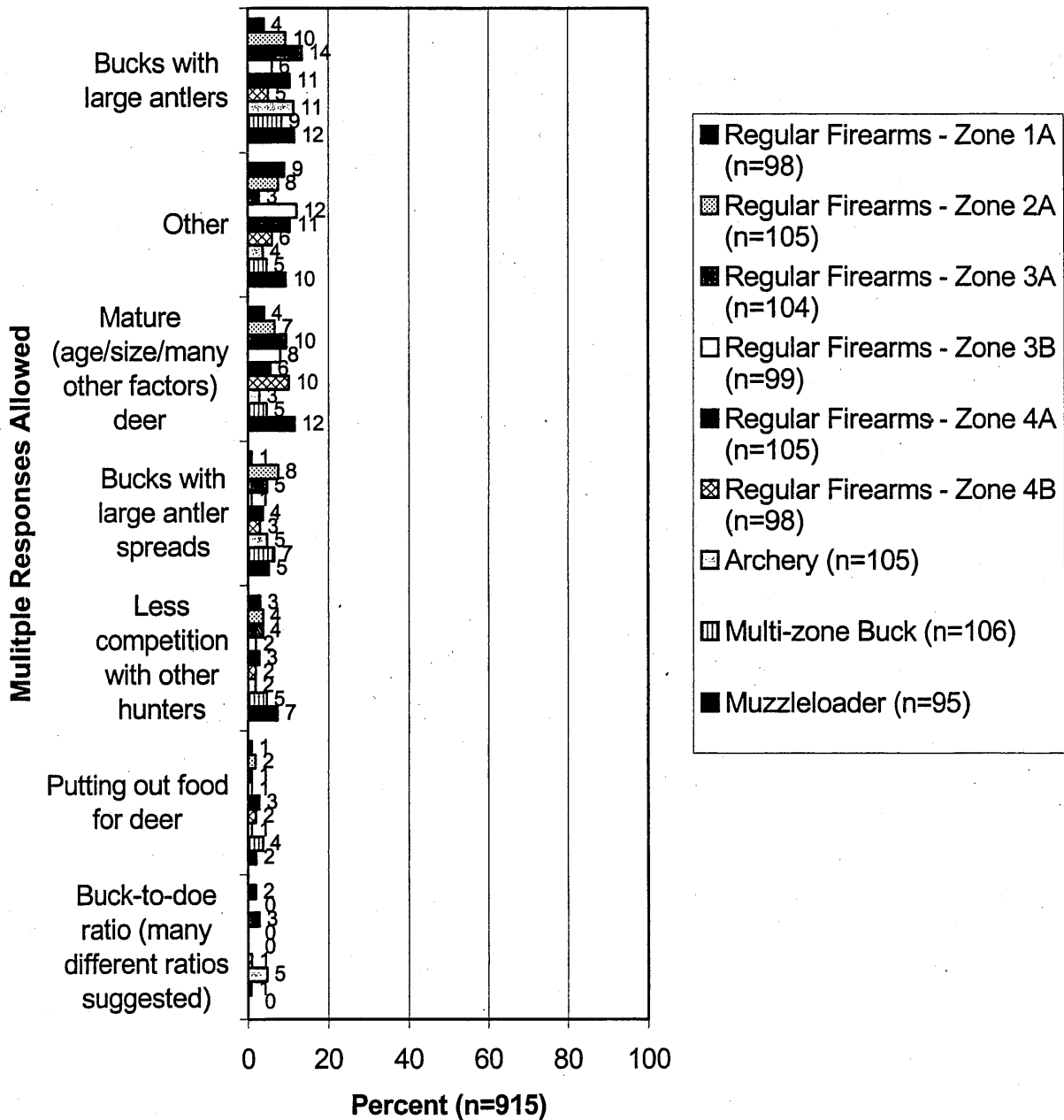


Only on two of the listed responses do the results show substantial variation. The answer that QDM means larger, older deer was given by archers (35%), regular firearms Zone 3A hunters (29%), and multi-zone buck hunters (25%) more often than it was given by other groups (ranging from 12% to 15%). The "don't know" response was given more often by regular firearms Zone 2A (31%) and Zone 4B (29%) than other groups (ranging from 8% to 17%).

Q50. Quality Deer Management is a popular term used in deer management today. However, the word "quality" means different things to different people. What exactly does Quality Deer Management mean to you? (by license type) (Part 1 of 2)

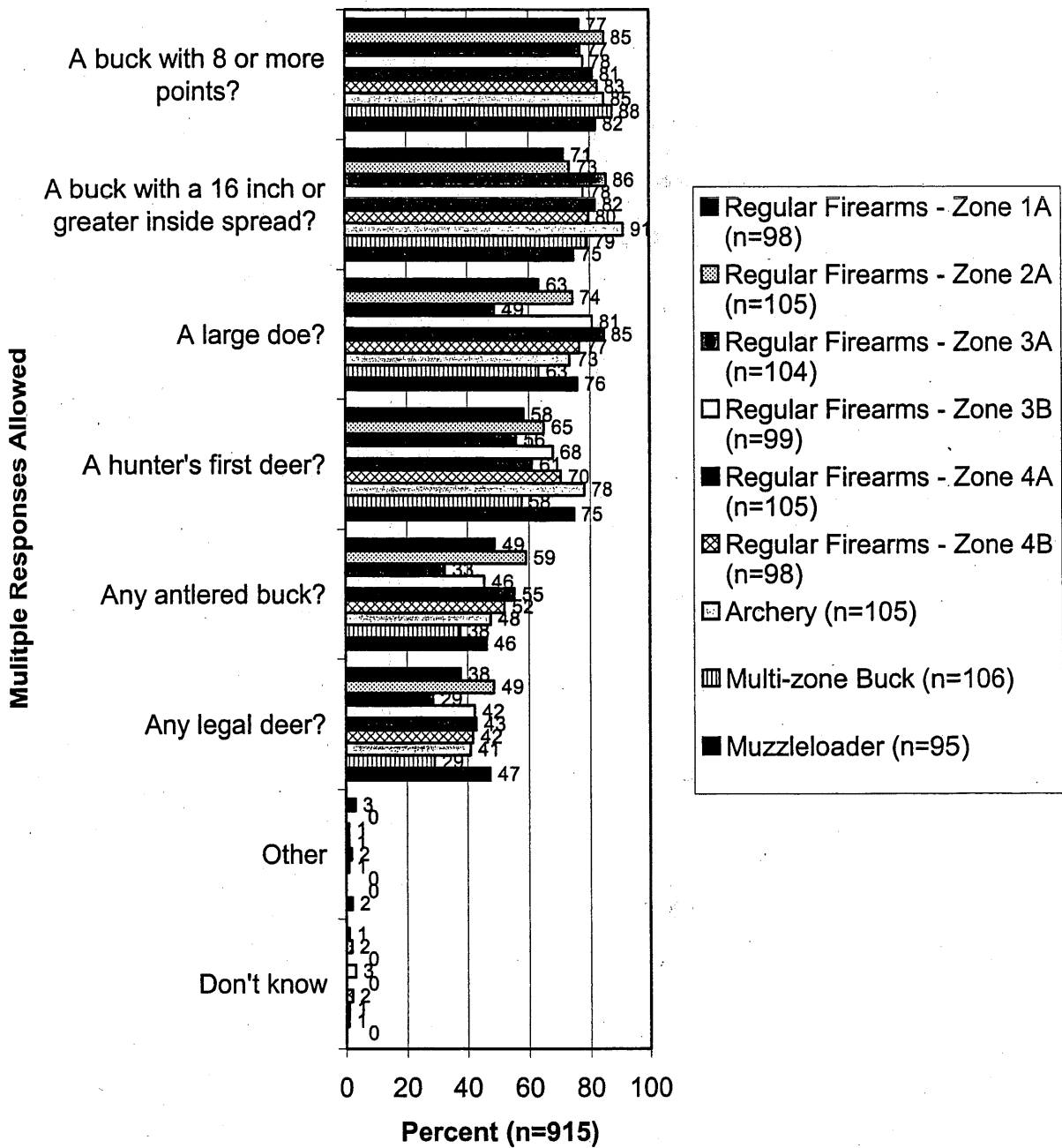


**Q50. Quality Deer Management is a popular term used in deer management today. However, the word "quality" means different things to different people. What exactly does Quality Deer Management mean to you? (by license type)
(Part 2 of 2)**



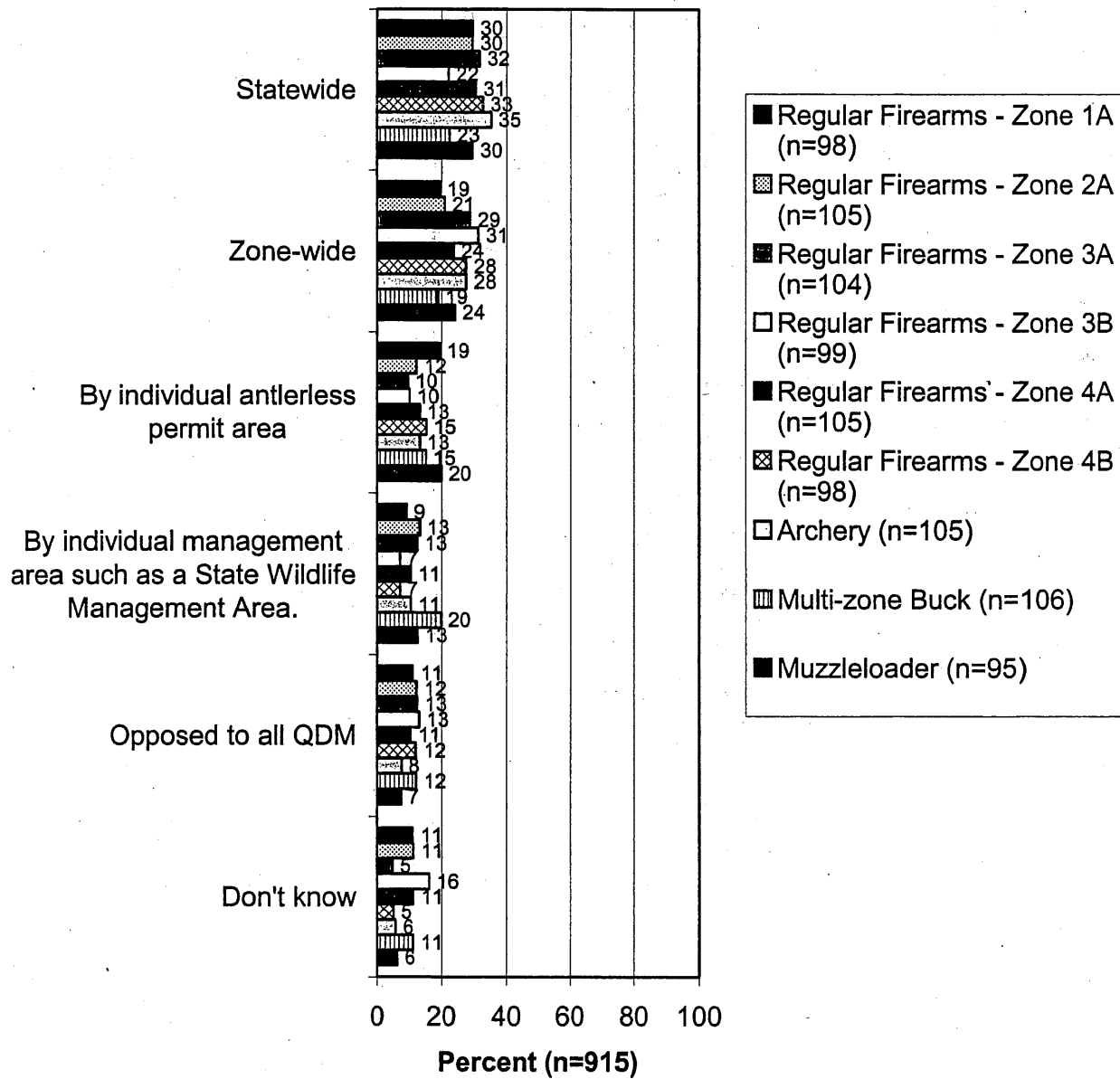
The results of question 53 are fairly consistent among various license types, except for regular firearms Zone 3A hunters and multi-zone buck hunters, who differed slightly from other groups. For instance, those giving the response that any legal deer was a quality deer range from 38% to 49% for all groups, except for regular firearms Zone 3A and multi-zone buck hunters, who gave this response at 29%. This graph appears on the following page.

Q53. Now I'm going to read you a list of several types of deer, and I want to know if you consider each one to be a quality deer. (by license type)



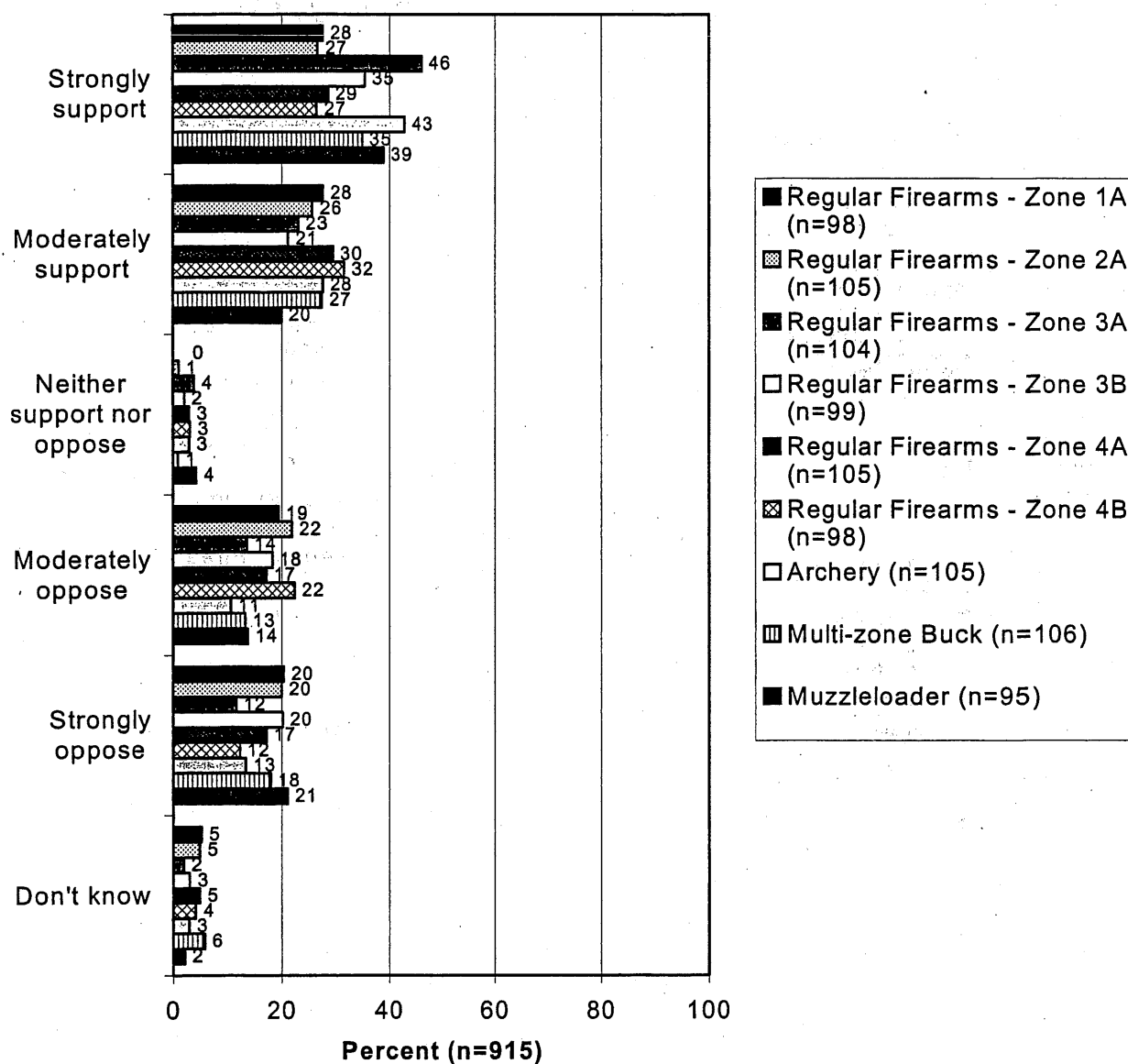
The survey found no great variation among license type groups for this question.

Q65. Would you prefer to see Quality Deer Management applied statewide, zone-wide, by individual antlerless permit area, by individual management area such as a State Wildlife Management Area, or are you opposed to all Quality Deer Management?(by lic. type)



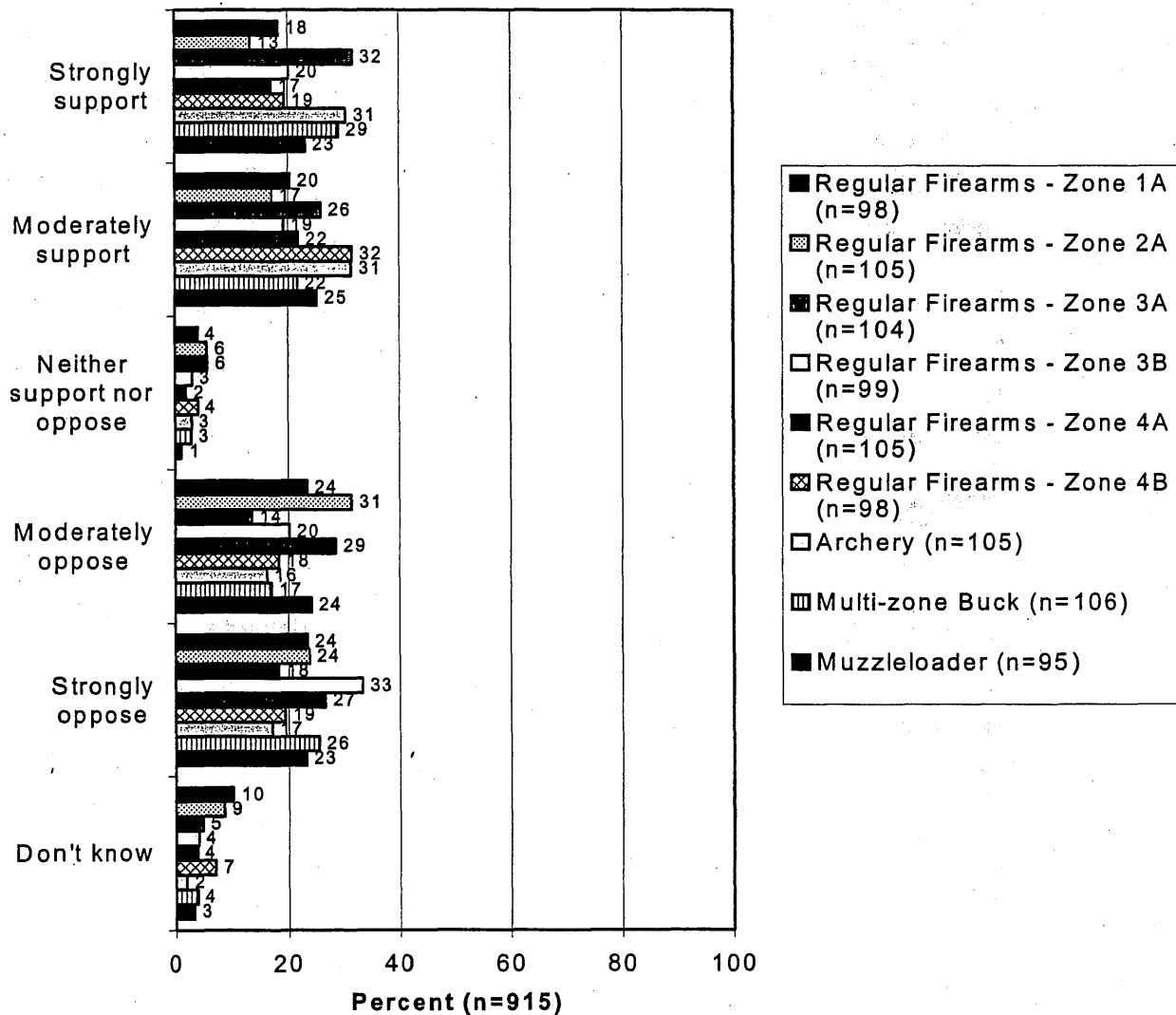
The broadest support for the suggested regulation was among archers, of whom 71% strongly or moderately supported. Among regular firearms hunters, the Zone 3A hunters differ from their other regular firearms counterparts, supporting the suggested regulation at 69% (strongly supporting at 46%), in contrast to other regular firearms hunters, for whom the support ranged from 53% to 59% (strongly supporting at 27% to 35%).

Q55. Would you support or oppose a regulation protecting small-antlered bucks in exchange for increased odds of shooting larger-antlered bucks in later years? (by license type)



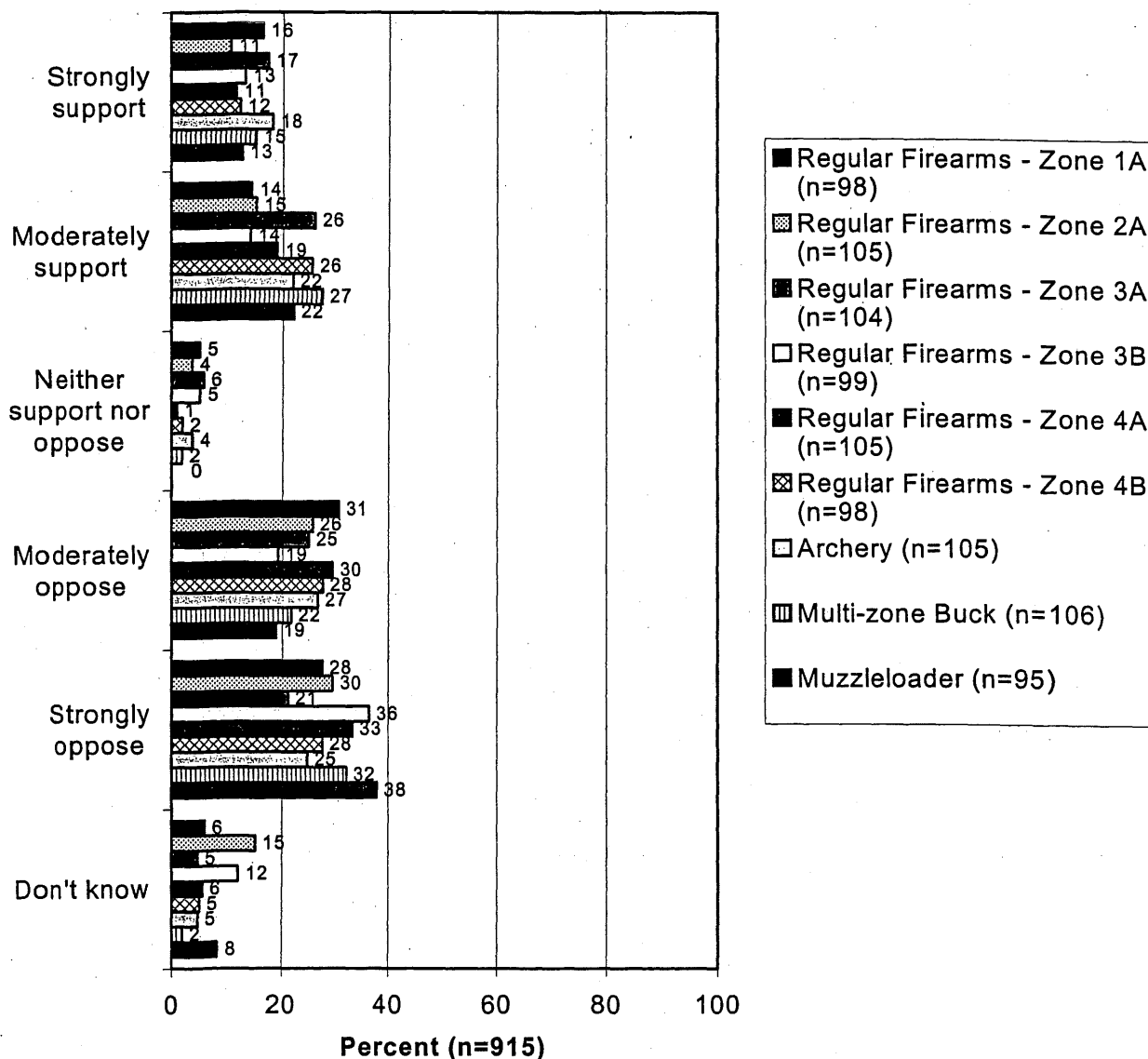
There was much variation in the results of this question. Five groups gave more support than opposition to this suggestion: archers (62% support, 33% oppose), regular firearms Zone 3A (58% to 32%), regular firearms Zone 4B (51% to 37%), multi-zone buck (51% to 43%), and muzzleloaders (48% to 47%). As with other questions, the regular firearms Zone 3A hunters differed from most of their other regular firearms counterparts (joined this time by the Zone 4B regular firearms hunters). The least support for this suggested management approach was from regular firearms Zone 2A hunter group, which only had 30% indicating support.

Q56. Would you support or oppose the DNR managing for large-antlered bucks, if it meant fewer overall deer? (by license type)



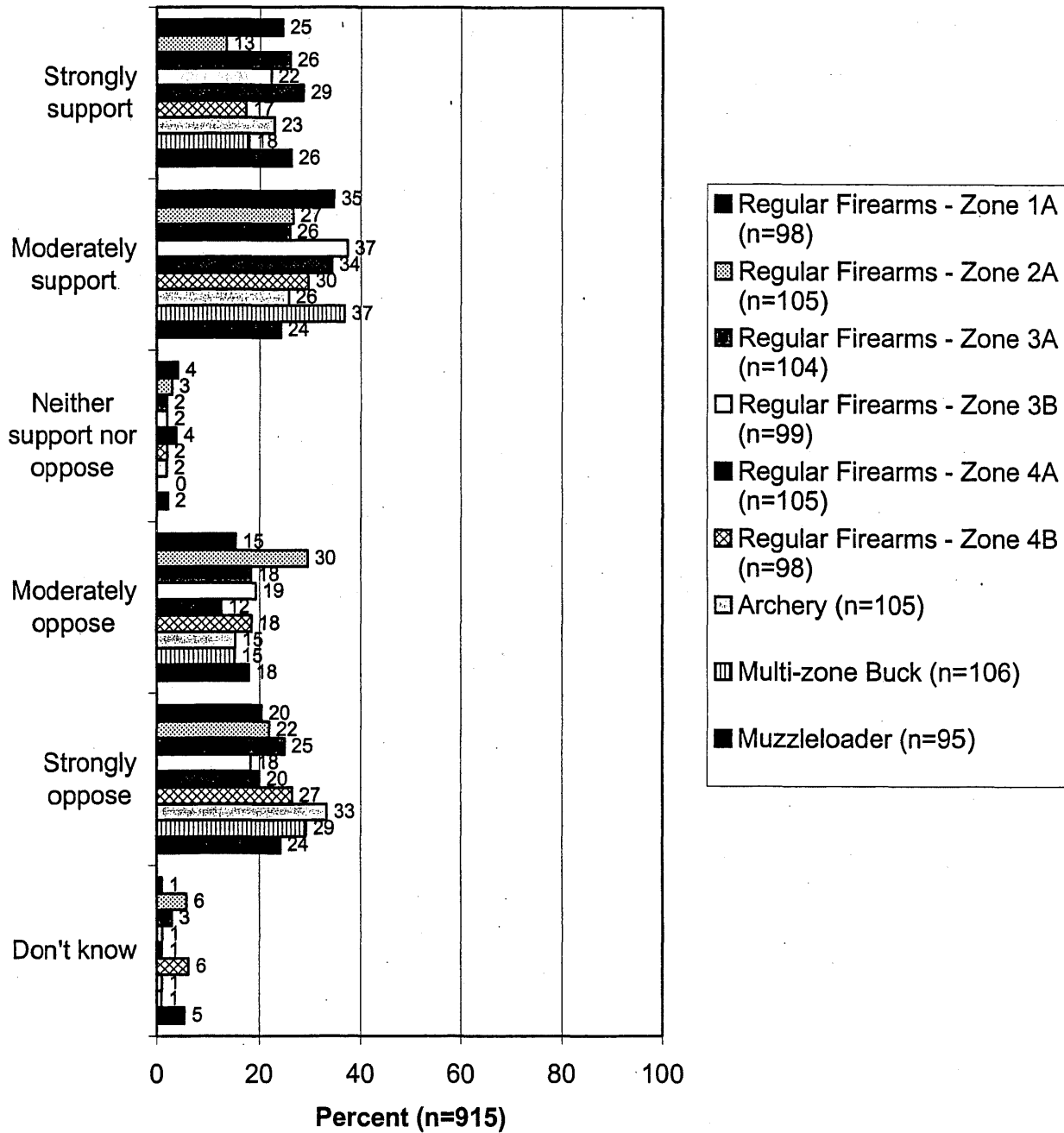
Not a single group showed more support than opposition to this suggestion. The largest disparity between those supporting and those opposing occurred in the regular firearms Zone 2A hunters, with 26% supporting and 56% opposing. The group with the closest results were the regular firearms Zone 3A hunters, with 43% supporting and 46% opposing.

Q57. Would you support or oppose the DNR managing for large-antlered bucks, if it meant that the overall deer population would be less productive, meaning it would take longer for recovery after severe winters? (by license type)



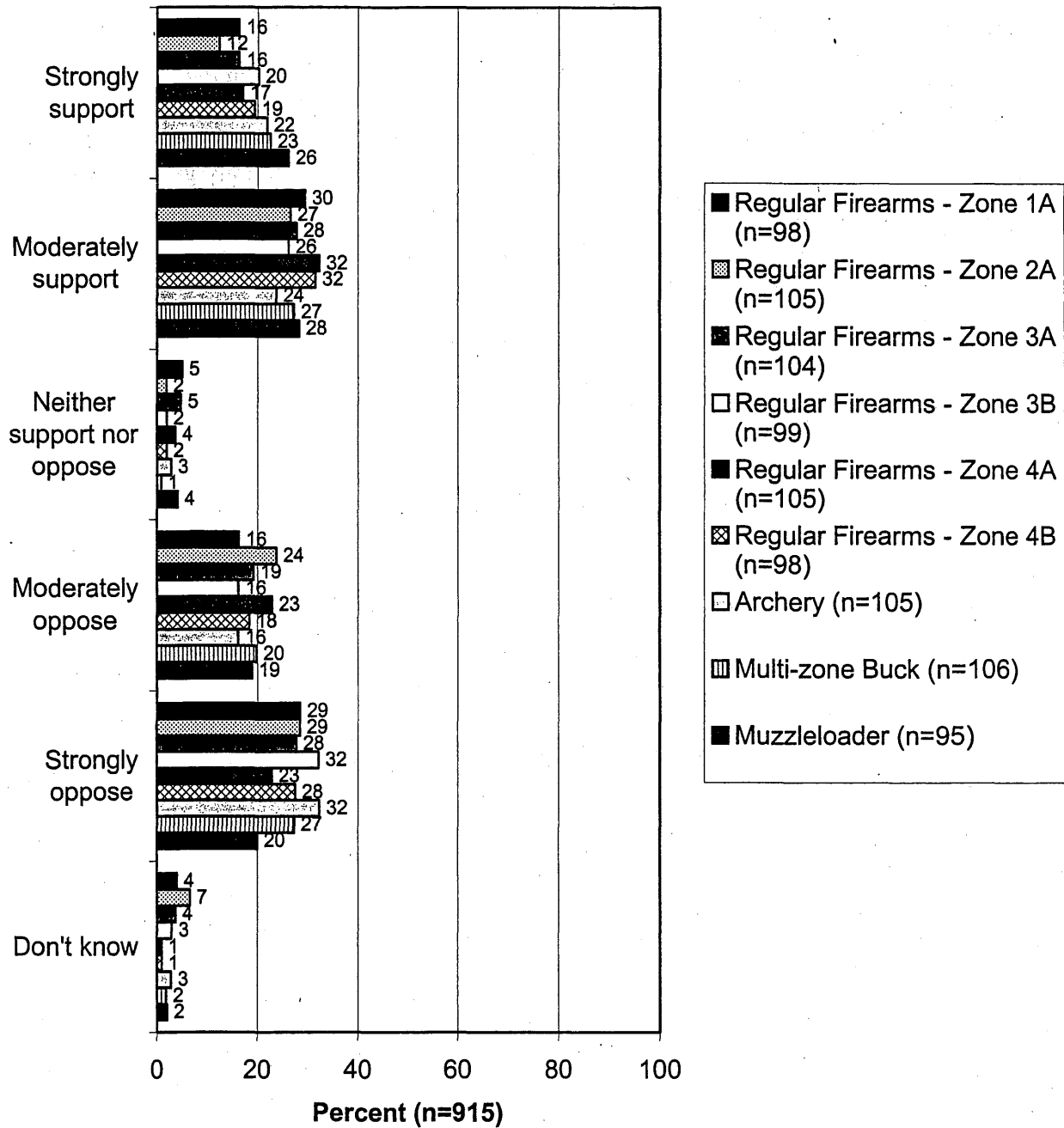
Only one group did not support this suggested management approach: regular firearms Zone 2A hunters gave 40% support and 52% opposition. In all other groups, the survey found that more respondents supported it than opposed it, although some by margins that were less than the margin of error (archers gave 49% support and 48% opposition, and regular firearms Zone 4B license holders gave 47% support and 45% opposition—for these two groups, the study cannot say that they definitely supported the management approach because the margin of error is higher than the difference between those supporting and those opposing). The largest margins of support were from regular firearms Zone 4A hunters (63% supporting and 32% opposing, a difference of 31 percentage points) and regular firearms Zone 1A hunters (60% supporting and 35% opposing, a difference of 25 percentage points). This graph appears on the following page.

**Q58. Would you support or oppose limiting the number of days within a deer season that antlered bucks may be taken as a way to protect bucks?
(by license type)**



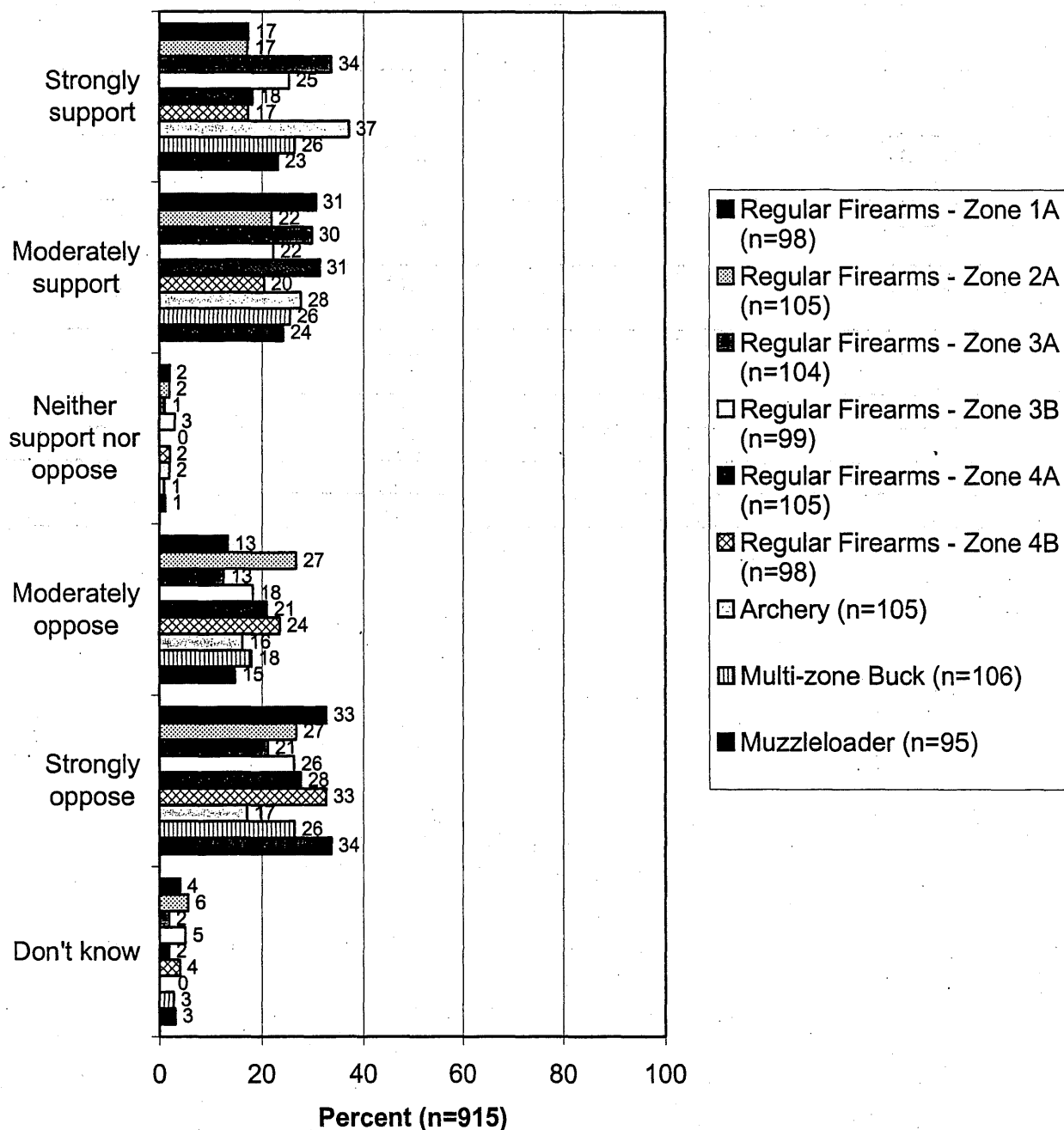
Five license type groups gave more support than opposition to this suggestion: regular firearms Zone 1A hunters (46% support, 45% oppose), regular firearms Zone 4A hunters (49% to 46%), regular firearms Zone 4B hunters (51% to 46%), multi-zone buck hunters (50% to 47%), and muzzleloaders (54% to 39%). Note, however, that only two groups had a clear majority supporting the proposal (muzzleloaders at 54% support and regular firearms Zone 4B hunters at 51% support); the remaining three of these five groups had a difference between support and opposition that was less than the margin of error and, therefore, cannot be said to be definitely supportive. The greatest opposition came from regular firearms Zone 2A hunters, 53% of whom indicated opposition, the only group that had a majority opposing. This graph appears on the following page.

Q59. Would you support or oppose limiting the number of hunters who are allowed to take antlered bucks as a way to protect bucks? (by license type)



Five groups gave more support than opposition to implementing antler point restrictions to protect younger bucks: regular firearms Zone 1A hunters (48% supporting, 46% opposing), regular firearms Zone 3A hunters (64% to 34%), regular firearms Zone 3B hunters (47% to 44%), archers (65% to 33%), and multi-zone buck hunters (52% to 44%). However, the regular firearms Zone 1A license holders and regular firearms Zone 3B license holders had differences between support and opposition that were less than the margin of error and, therefore, cannot be said to be definitely supportive: Note that the greatest support came from regular firearms Zone 3A hunters and archers, and those two groups along with multi-zone buck hunters were the only groups to have a majority supporting the suggested management approach. The greatest opposition came from regular firearms Zone 2A and Zone 4B hunters, the only groups with majorities opposing the suggestion (54% and 57%, respectively). This graph appears on the following page.

Q60. Would you support or oppose limiting the size of bucks that hunters may take through antler point restrictions as a way to protect younger bucks? (by license type)



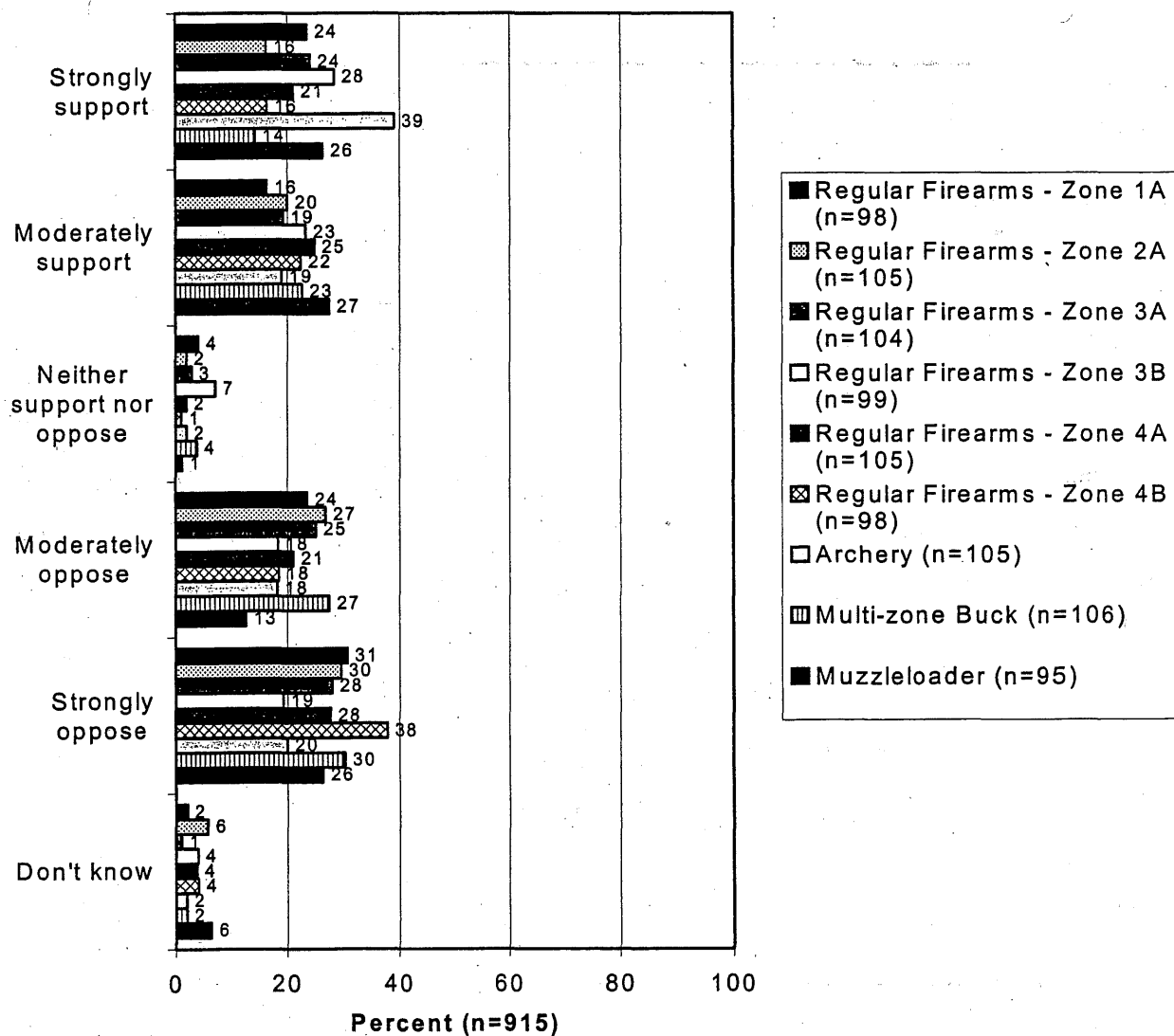
The mean of the given values of the preferred antler point restriction was 5.61 points. There was little variation among license types, although the survey results show archers and regular firearms Zone 3A hunters with the highest mean number for antler points.

Question 61. If such an antler point restriction was applied, how many total points should a buck have in order to be legally harvested?

License Type	Mean	Standard Deviation	n
Regular Firearms Zone 1A	4.75	2.74	80
Regular Firearms Zone 2A	4.99	2.17	83
Regular Firearms Zone 3A	6.25	2.23	92
Regular Firearms Zone 3B	5.86	2.14	83
Regular Firearms Zone 4A	5.34	1.86	90
Regular Firearms Zone 4B	5.31	2.11	81
Archery	6.10	1.94	94
Multi-Zone Buck	5.85	2.15	98
Muzzleloader	5.89	2.24	81
TOTAL	5.61	2.22	782

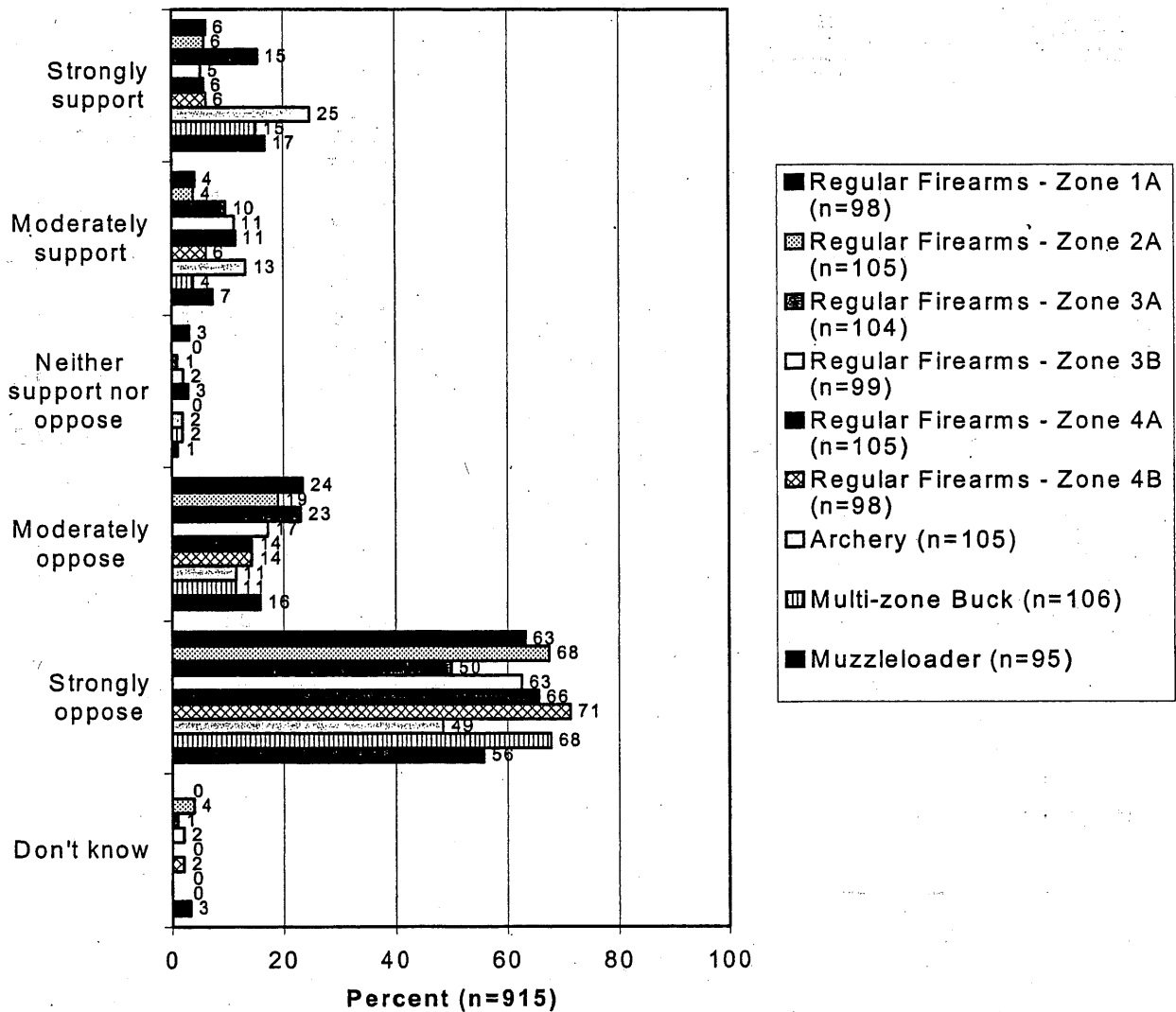
Only three groups supported this proposal: regular firearms Zone 3B hunters (51% supporting and 37% opposing), archers (58% to 38%), and muzzleloaders (53% to 39%). Note that only one of those groups is of regular firearms hunters. The strongest opposition, a majority in each group, came from regular firearms Zone 2A and multi-zone buck hunters (each with 57% opposing), regular firearms Zone 4B hunters (56% opposed), regular firearms Zone 1A hunters (55% opposed), and regular firearms Zone 3A hunters (53% opposed).

Q62. Would you support or oppose opening the firearms season after the peak of the rut (mid-November) as a way to protect bucks? (by license type)



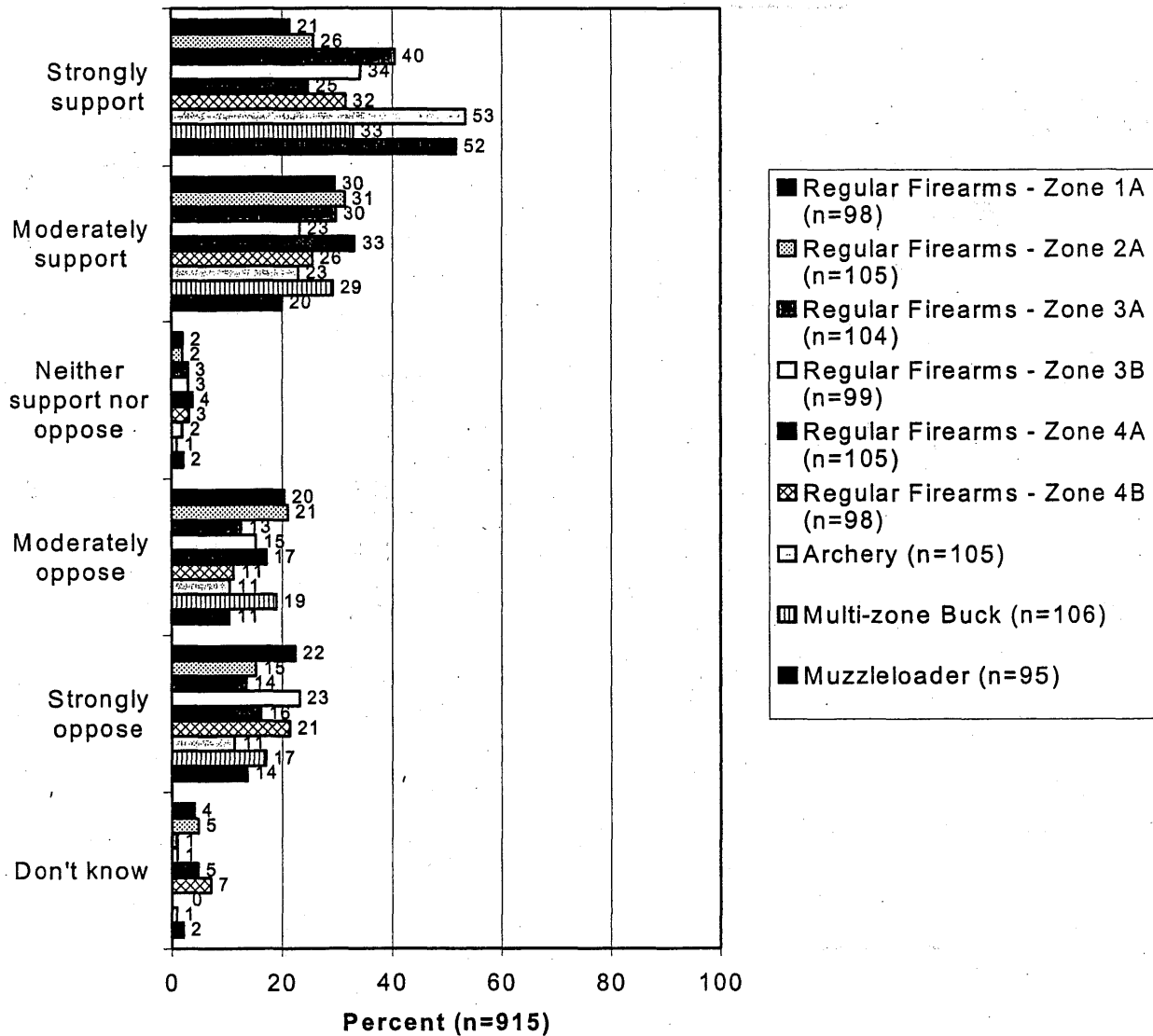
No group supported this suggestion, and the groups were fairly homogenous on this issue, with two exceptions: regular firearms Zone 3A hunters slightly differed from their regular firearms counterparts, with 25% indicating support for eliminating party hunting (the other regular firearms groups ranged from 10% to 17% support). Archers also differed from most other groups, with the greatest support for this suggestion, but only at 38% support. In all groups, a majority opposed, with opposition as high as 85% (regular firearms Zone 4B hunters) and 87% (regular firearms Zones 1A and 2A hunters).

**Q63. Would you support or oppose eliminating party hunting, as a way to protect antlered bucks?
(by license type)**



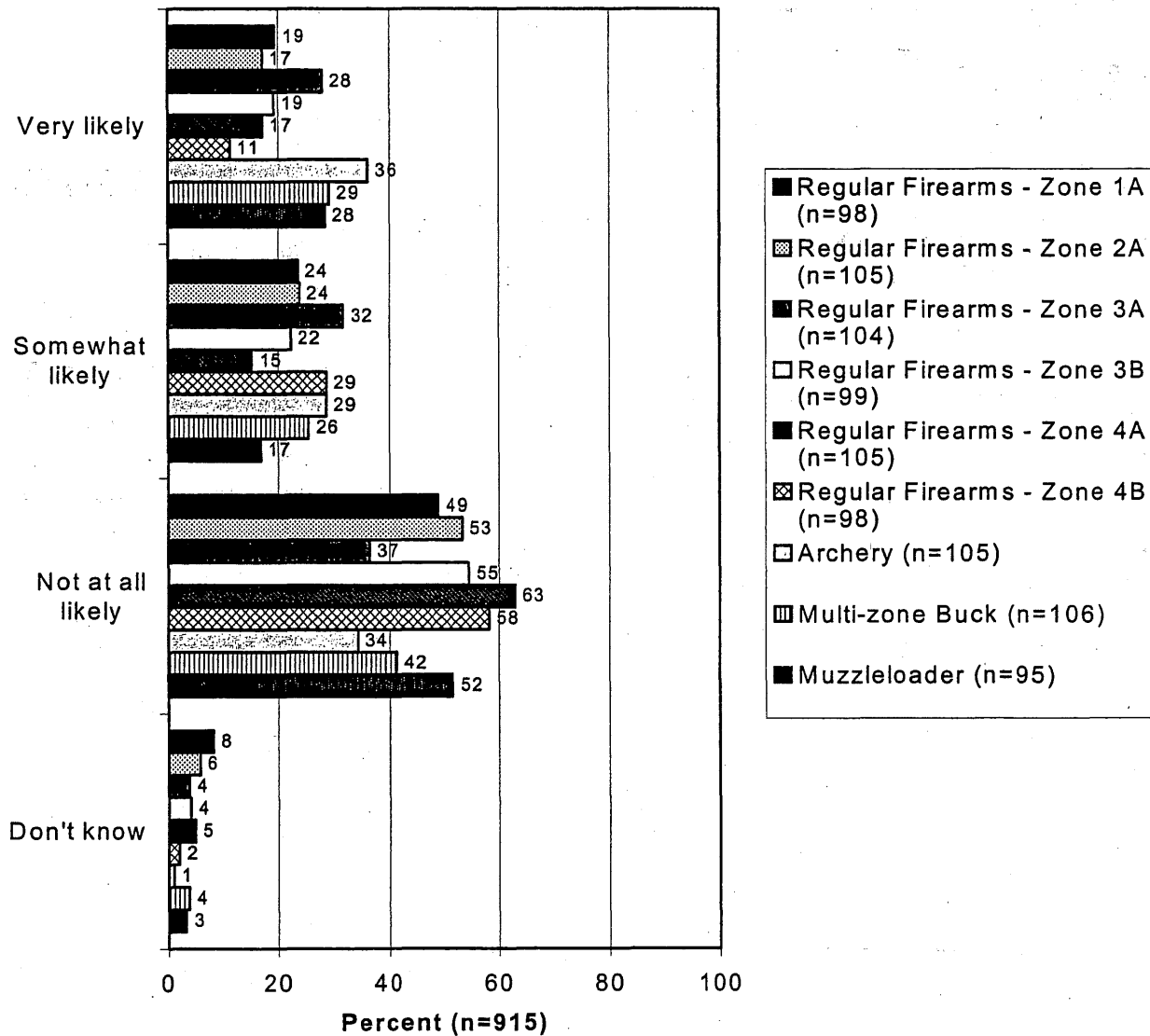
Majorities of each group supported this proposal to require hunters to shoot an antlerless deer prior to shooting an adult buck. Archers and muzzleloaders gave the broadest support (76% and 72% supporting, respectively), and the regular firearms Zone 3A hunters again differed substantially from the other regular firearms hunters. The Zone 3A hunters had 70% support, in contrast to other regular firearms hunter groups, which had support that ranged between 51% and 58%.

Q64. In areas which could support additional harvest, would you support or oppose requiring hunters to shoot an antlerless deer prior to shooting an adult buck? (by license type)



Only three groups had a majority supporting this proposed fee: regular firearms Zone 3A hunters (60% support), who again broke ranks with their other regular firearms counterparts; archers (65% support); and multi-zone buck hunters (55% support). All other groups had more opposition than support, with all of those groups except one having a majority in opposition. Only regular firearms Zone 1A hunters did not have a majority opposing (49%), although they had more opposition than support (only 43% of that group supporting).

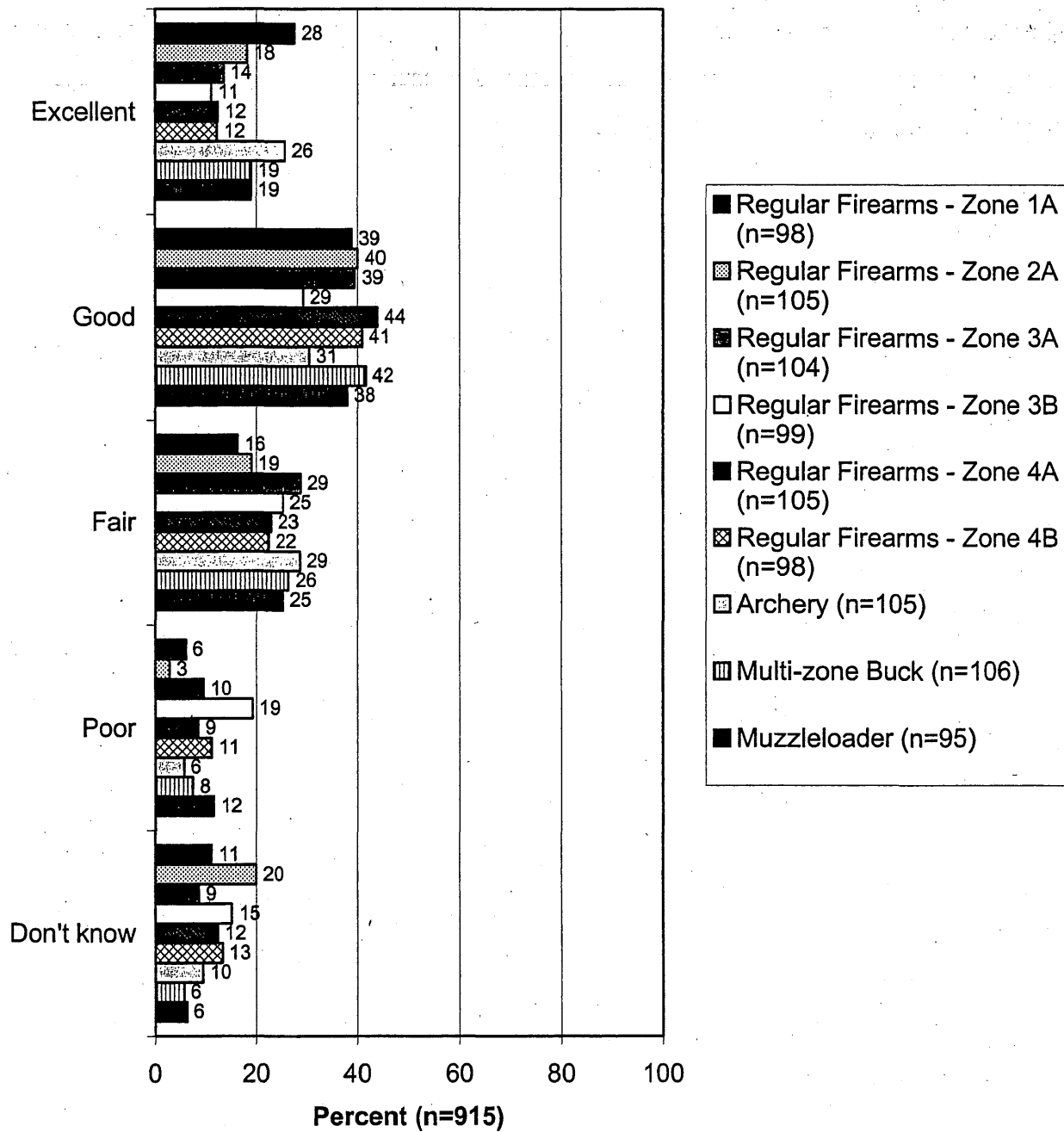
Q66. How likely would you be to pay an additional fee to the State to hunt in areas specifically managed for older, large-antlered bucks? (by license type)



Hunting Opportunities in Minnesota

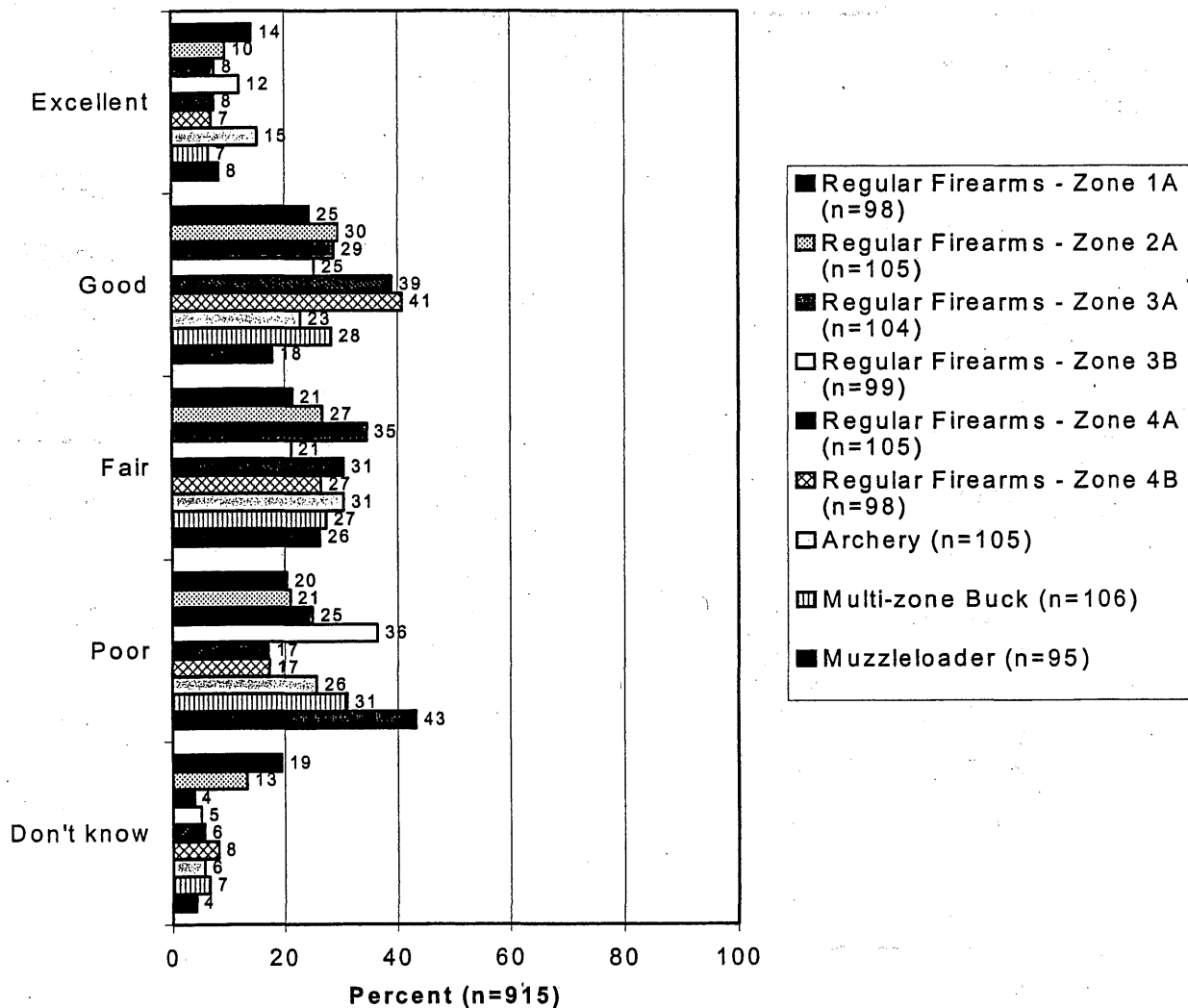
A majority of all groups indicated that the amount of public lands available for deer hunting in Minnesota was excellent or good, except for regular firearms Zone 3B hunters, of which only 40% gave an excellent or good response. Interestingly, their counterparts in Zone 3A gave the excellent or good response 53% of the time. A substantial portion of each group rated the amount of lands as fair, leaving a quite low percentage of each group rating the amount as poor. Other than regular firearms Zone 3B hunters (19% rating the amount as poor), the percentages of those rating the amount as poor were no higher than 12% (muzzleloaders), with most groups under 10%. This graph appears on the following page.

Q67. Overall, do you think the amount of public lands in Minnesota available for deer hunting is excellent, good, fair or poor? (by license type)



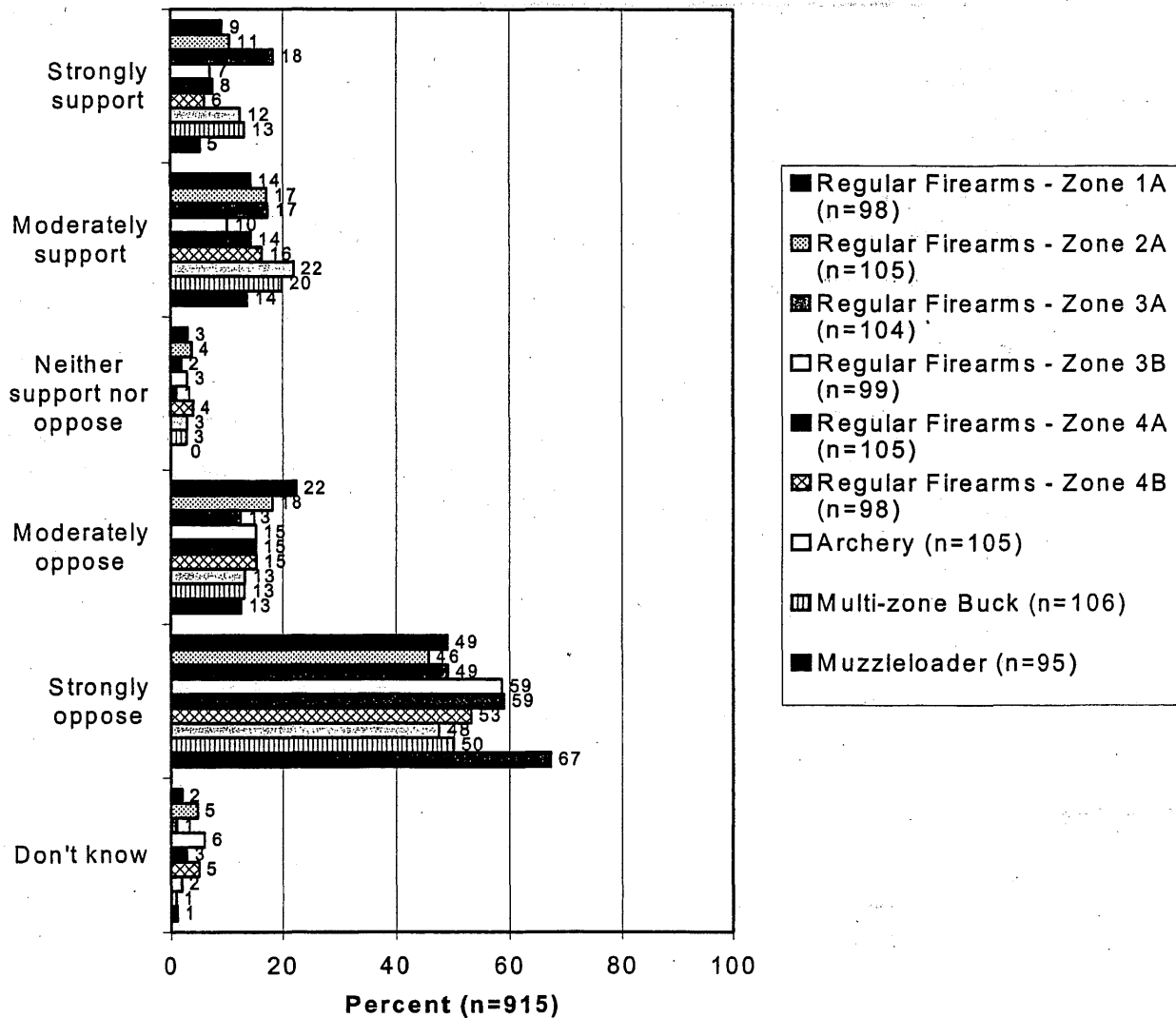
Only muzzleloaders had a higher percentage rating access to private lands as poor (43%) than those rating access as excellent or good (26%). Otherwise, the combined excellent/good rating was higher in each group than was the poor rating. It is interesting to note that muzzleloaders also had the lowest percentage indicating that they hunted on their own land. The groups with the highest percentages of those rating private land access as excellent or good were the Zone 4 hunters, with 47% of Zone 4A hunters and 48% of Zone 4B hunters rating private land access as excellent or good.

Q68. How would you rate deer hunting access on private lands in Minnesota? Would you say it is excellent, good, fair or poor? (by license type)



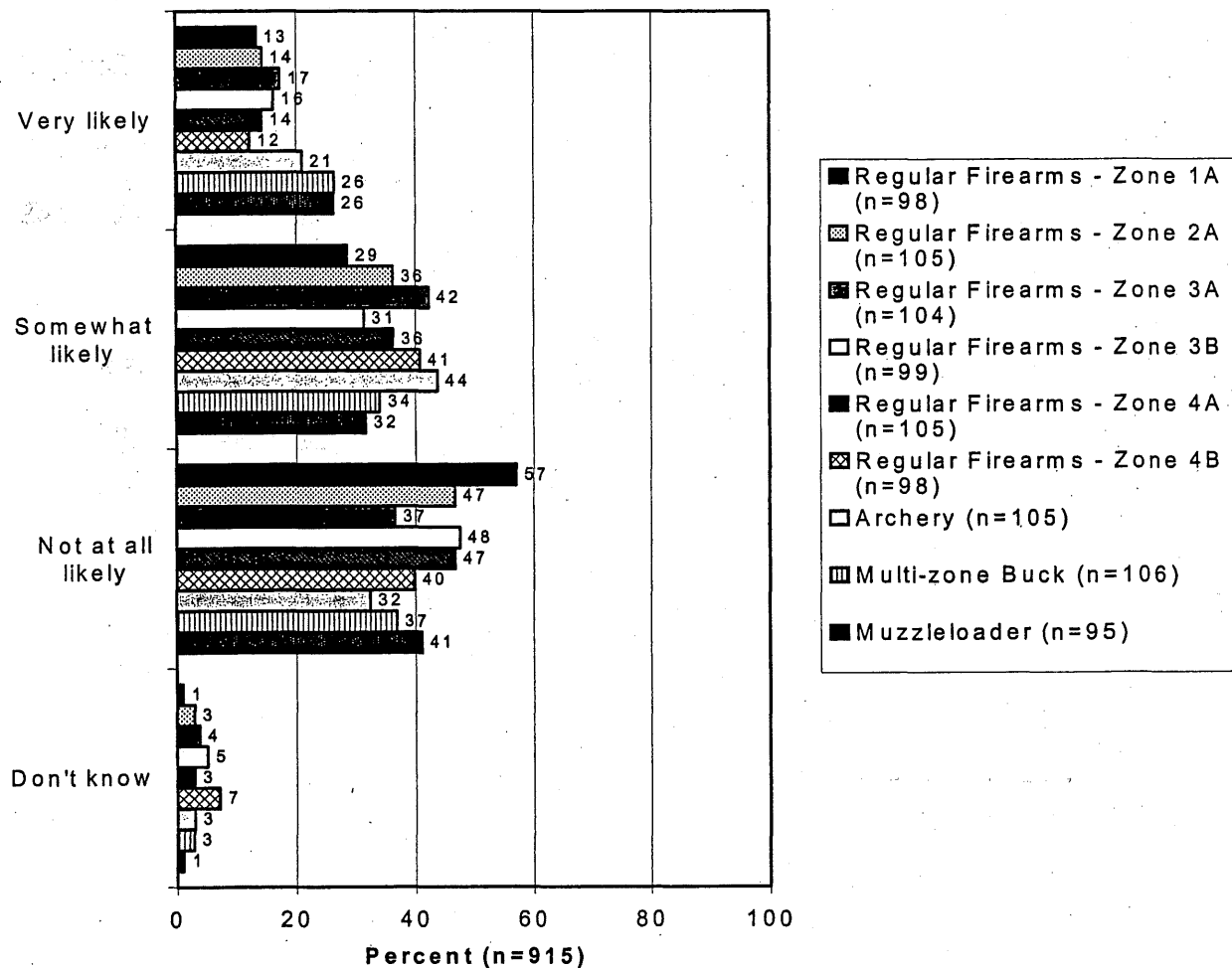
Opposition to this proposal was broad: every group had large majorities moderately or strongly opposing having to pay a fee to hunt deer on private lands. The groups with the most support were regular firearms Zone 3A hunters (35%), archers (34%), and multi-zone buck hunters (33%). The least support came from regular firearms Zone 3B hunters (17%) and muzzleloaders (19%). This latter group had the highest opposition at 80%, followed by the regular firearms Zone 3B and 4A hunters, each with 74% opposing. The dichotomy between regular firearms Zones 3A and 3B is of interest.

**Q69. Would you support or oppose having to pay a fee to hunt deer on private lands in Minnesota?
(by license type)**



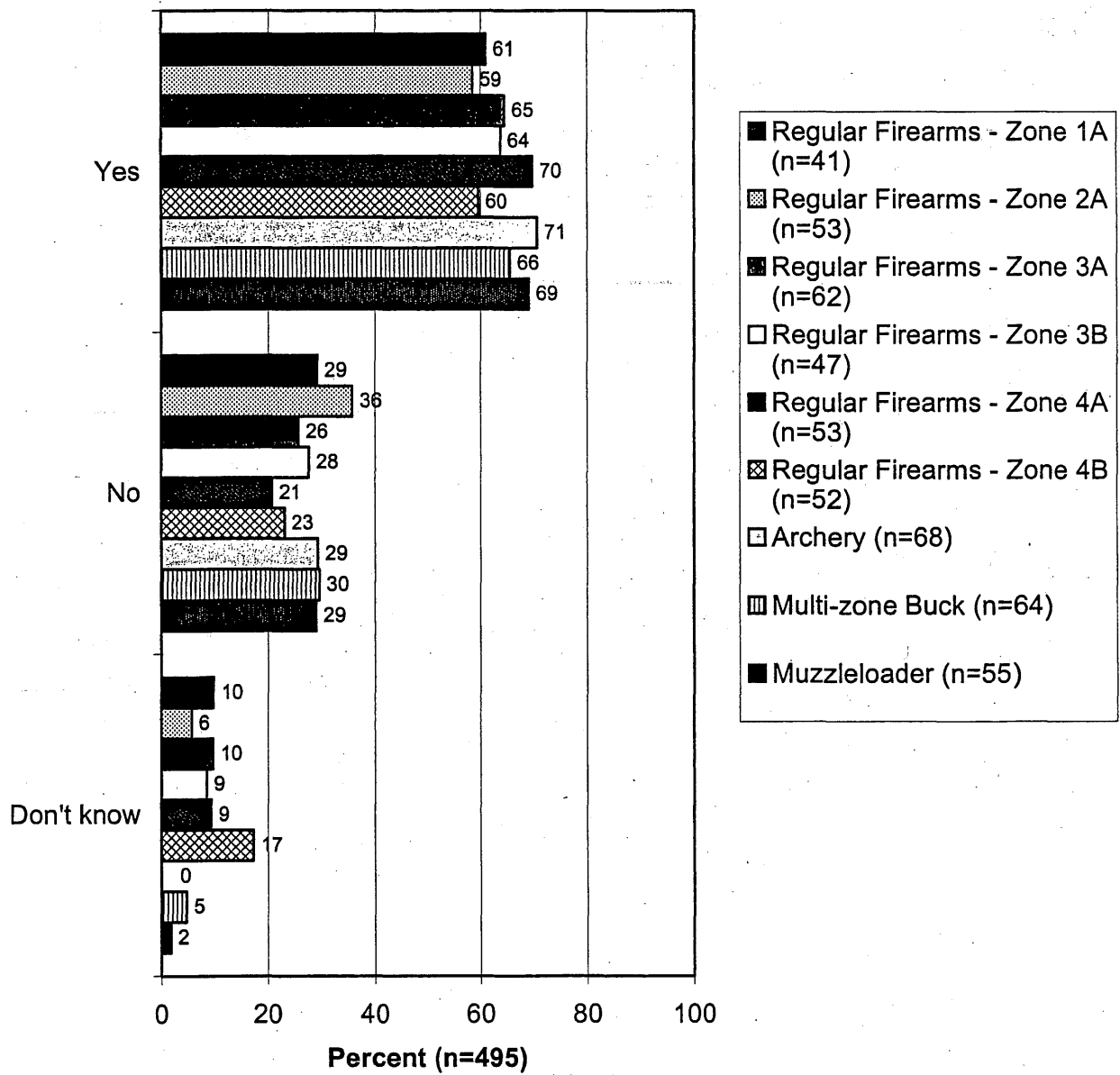
Only two groups had more respondents not likely to support this proposed fee than were very or somewhat likely to support the fee: regular firearms Zone 1A hunters (42% very or somewhat likely to support, 57% not at all likely to support) and regular firearms Zone 3B hunters (47% very or somewhat likely to support, 48% not at all likely to support). Only the first of those two groups had a majority saying they would be not at all likely to support. The strongest support came from archers (65% very or somewhat likely to support, only 32% not at all likely to support), multi-zone buck hunters (60% to 37%), regular firearms Zone 3A hunters (59% to 37%), and muzzleloaders (58% to 41%). Note again that regular firearms Zone 3A hunters markedly differed from other regular firearms hunters.

Q70. How supportive would you be of paying a fee for a State program that leases private land for public hunting access? (by license type)



The results found no great variation among license type groups regarding this question.

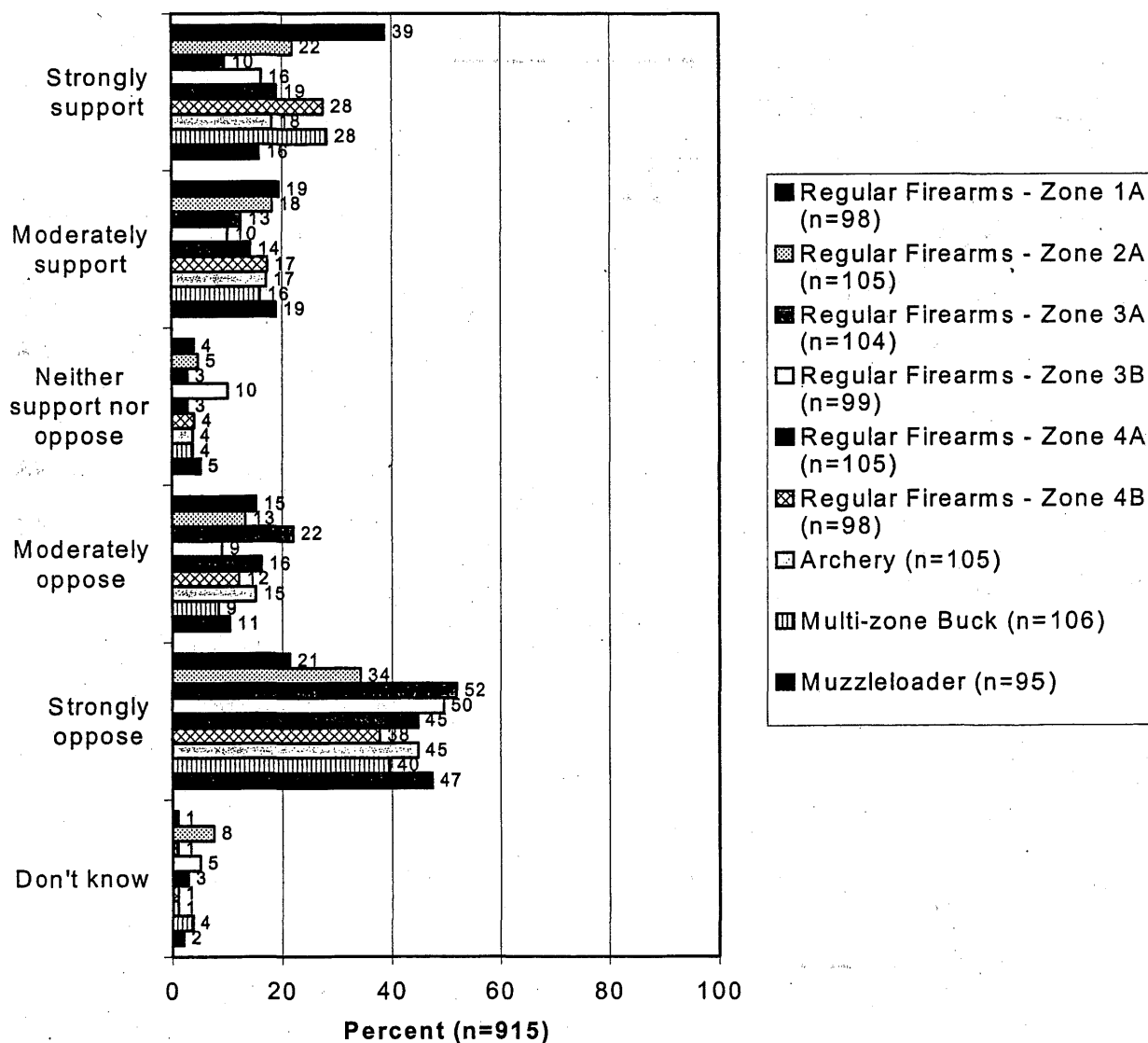
Q71. Would you be willing to support a State program that leases private land for public hunting access through increased license fees? (Asked of those who said in Question 70 that they would be very/somewhat likely to support such a program) (by lic.type)



Opinions on and Attitudes Toward Various Deer Hunting Regulations and Season Structures

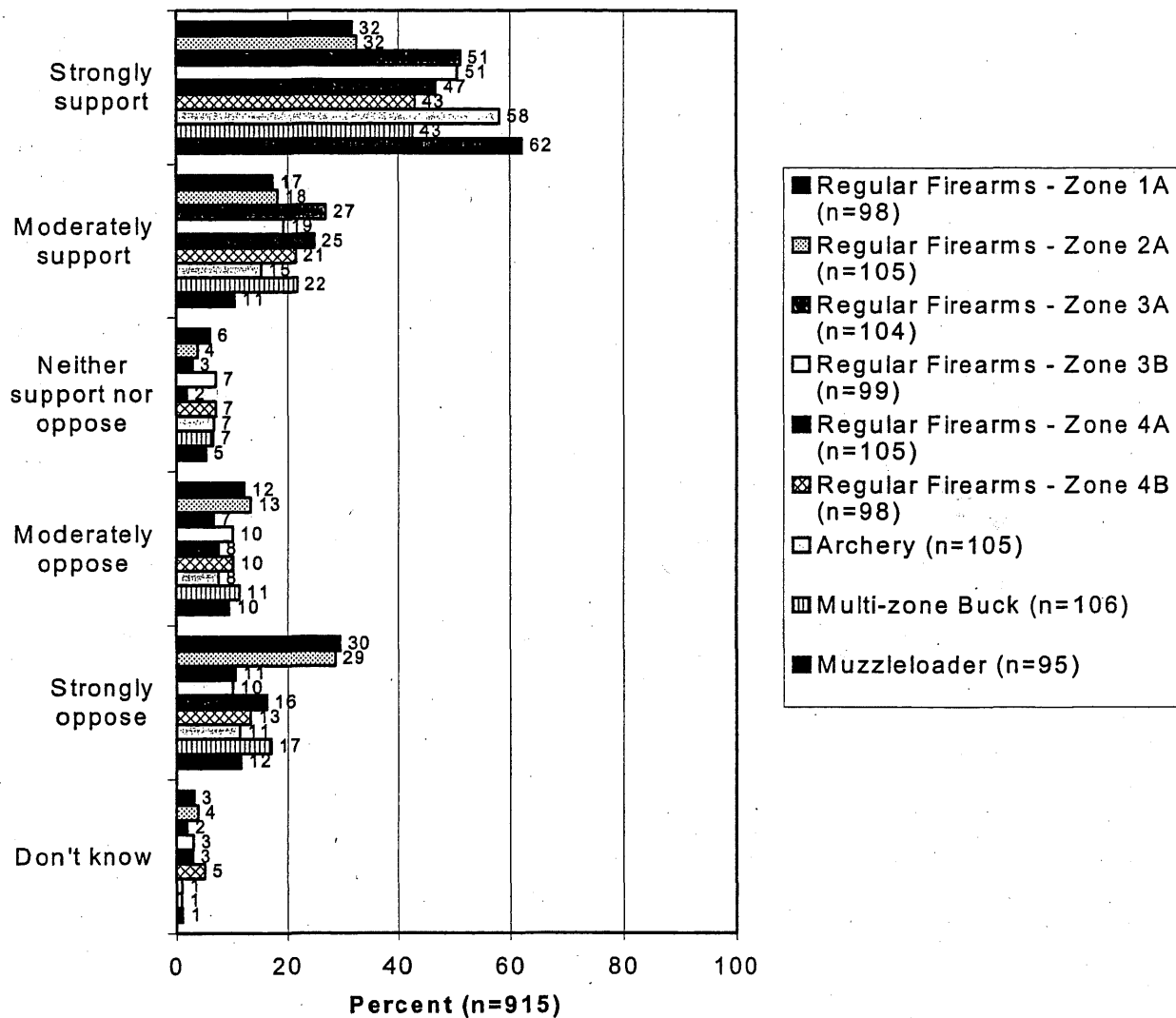
Only one group gave more support for than opposition to the use of permanent stands: regular firearms Zone 1A hunters gave 58% support and 36% opposition. Otherwise, opposition was broad, with opponents outnumbering supporters in each group, and majorities opposing in five of the eight groups that had overall opposition.

Q72. Do you support or oppose the use of permanent deer stands on public lands in Minnesota? (by license type)



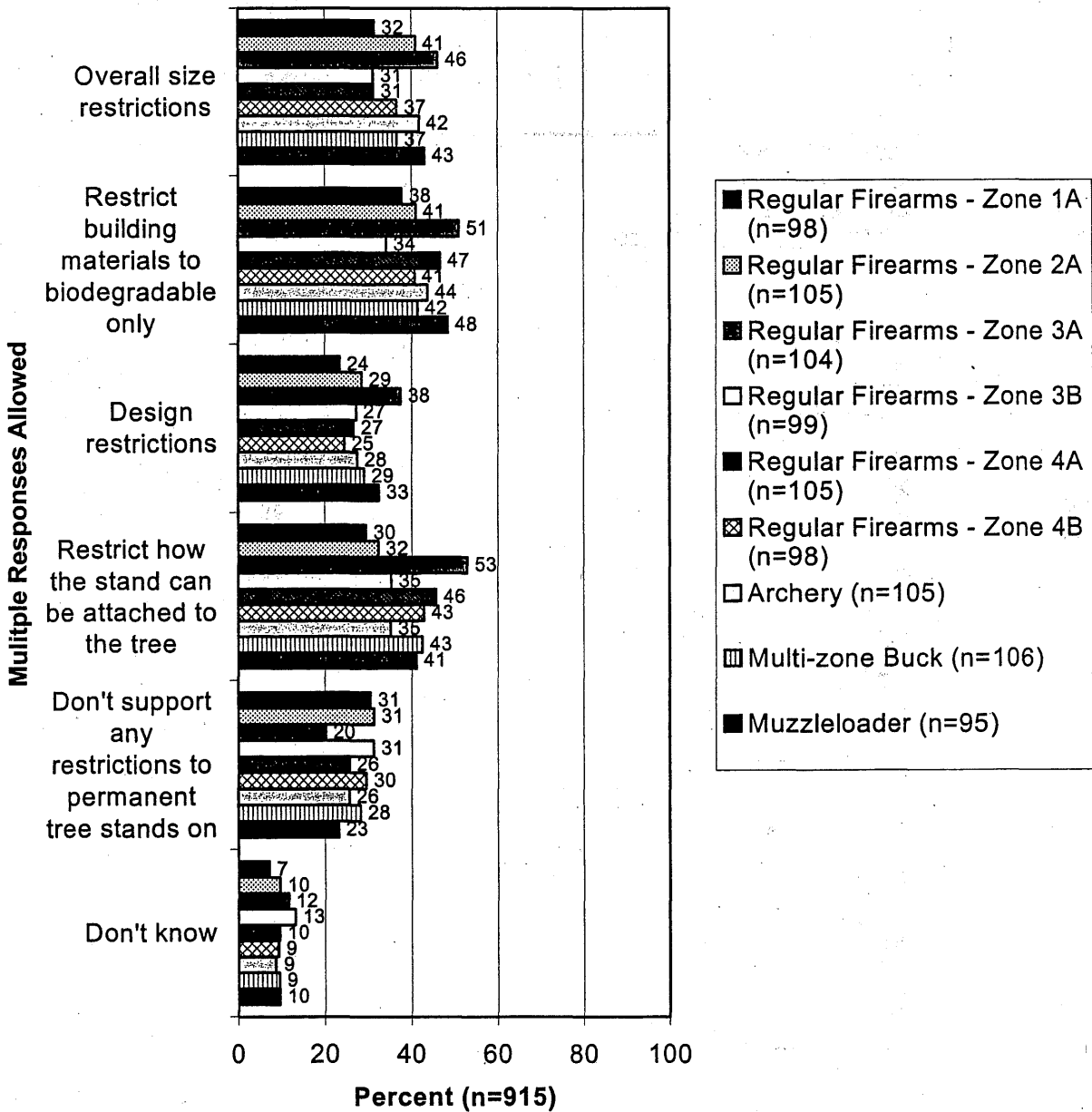
All groups had more support than opposition, the closest group being regular firearms Zone 1A hunters, with 49% supporting and 42% opposing. Otherwise, 50% or more of each group supported the use of only portable tree stands. Even archers, a greater percentage of whom indicated that they use tree stands than any other group, support the use of portables only (73% supporting the proposal, only 19% opposing). Regular firearms Zone 3A hunters were the sole group that exceeded archers for support of the proposal (78%) and had a lower percentage opposed to the proposal (18%).

Q73. And do you support or oppose limiting tree stands to PORTABLES ONLY on public land? (by license type)



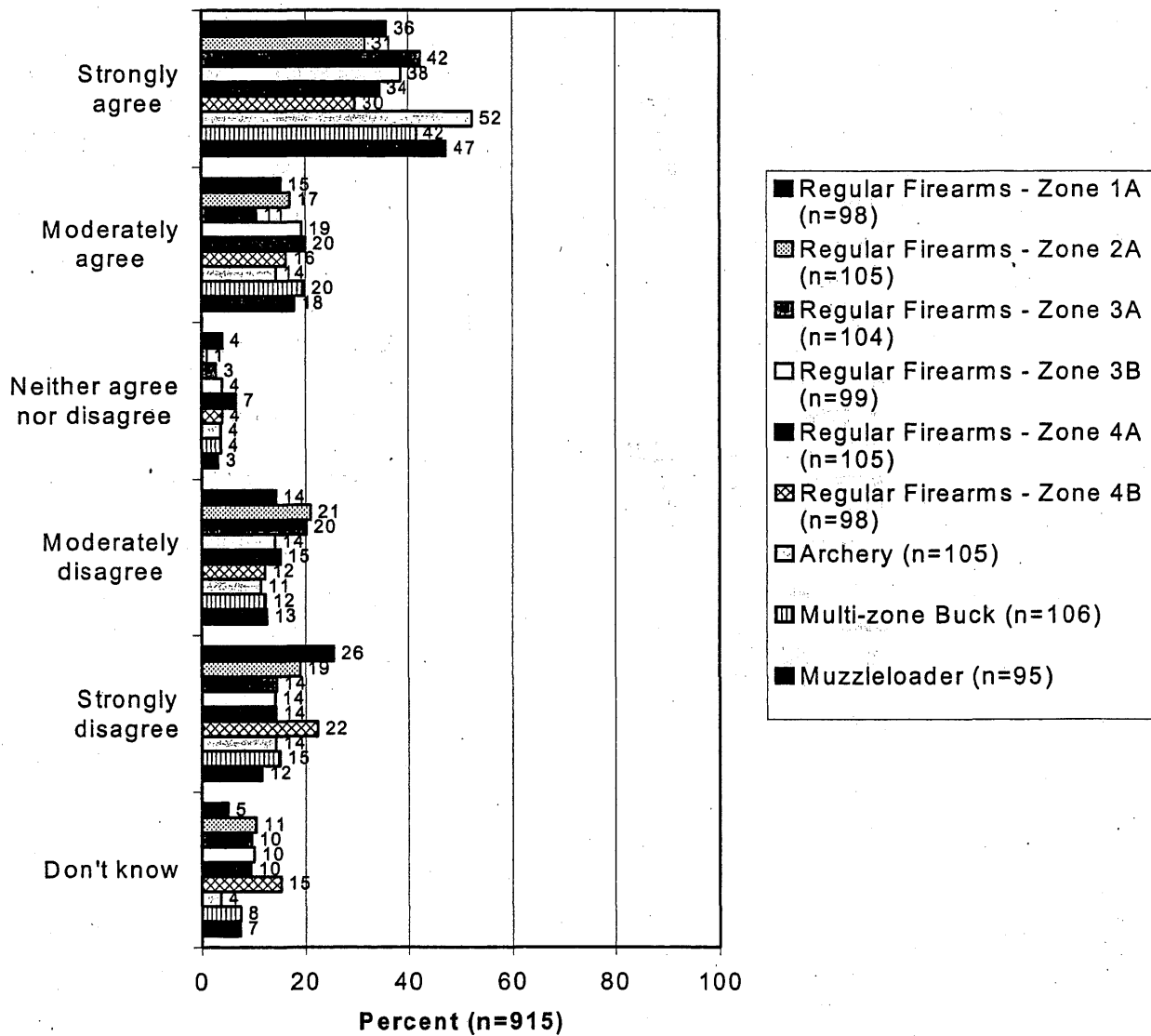
The survey found no great differences among license types for this question. It is interesting to note that regular firearms Zone 3A hunters had the highest percentages indicating support for each of the four suggested restrictions.

Q75. Which of the following restrictions to permanent tree stands on public lands would you support? (by license type)



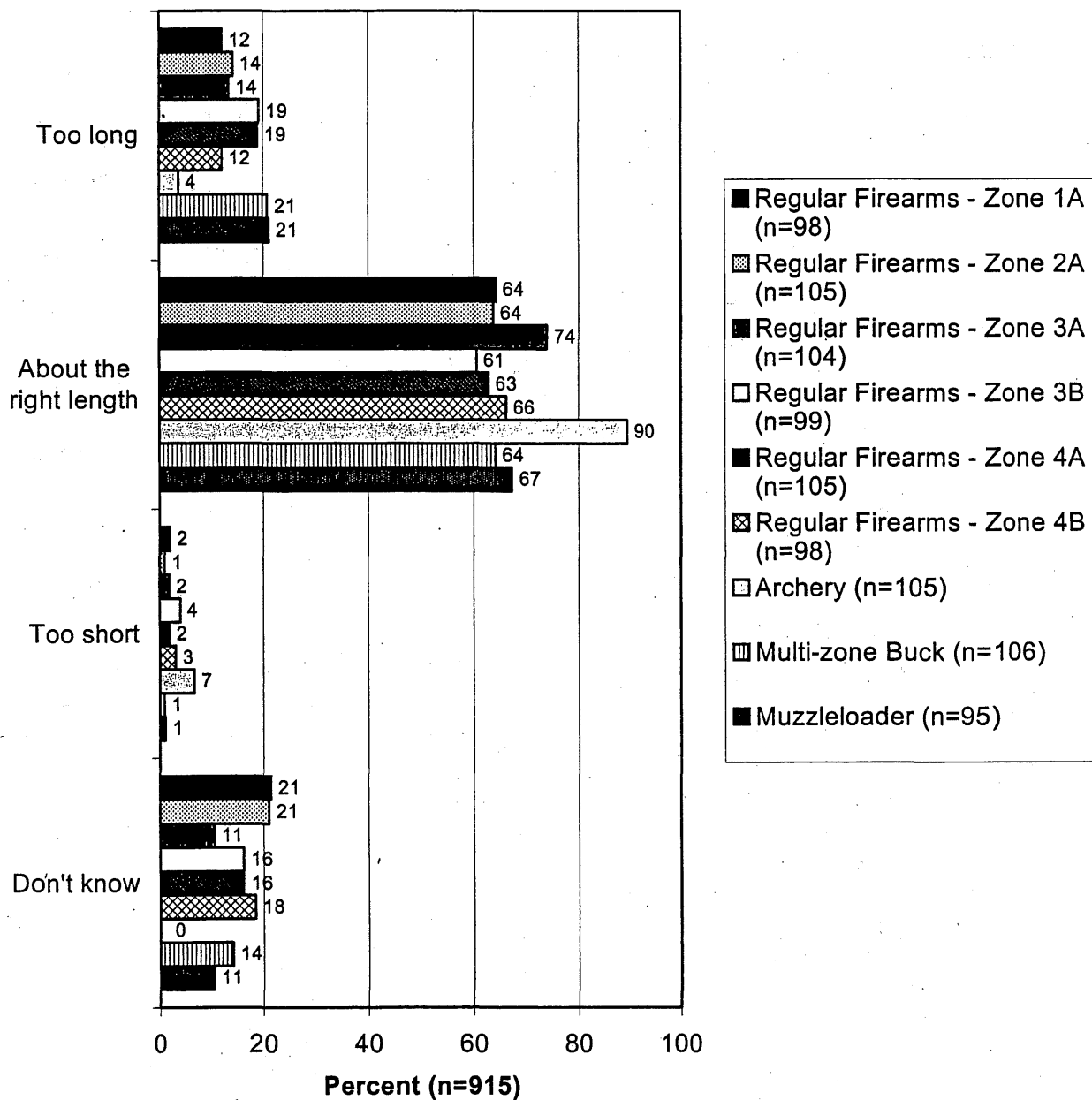
All groups had more respondents agree than disagree with the given statement, and in all but two (regular firearms Zone 2A and Zone 4B), a majority agreed. It is interesting that the group that indicated the greatest use of tree stands (archers) and the group that indicated the least use of them (muzzleloaders) had almost identical percentages agreeing and disagreeing: archers had 66% agree and 25% disagree, and muzzleloaders had 65% agree and 25% disagree. These latter two groups had the highest percentages in agreement with the statement.

Q76. Do you agree or disagree that hunters using permanent tree stands exert more control over hunting areas on public lands than hunters using portable stands? (by license type)



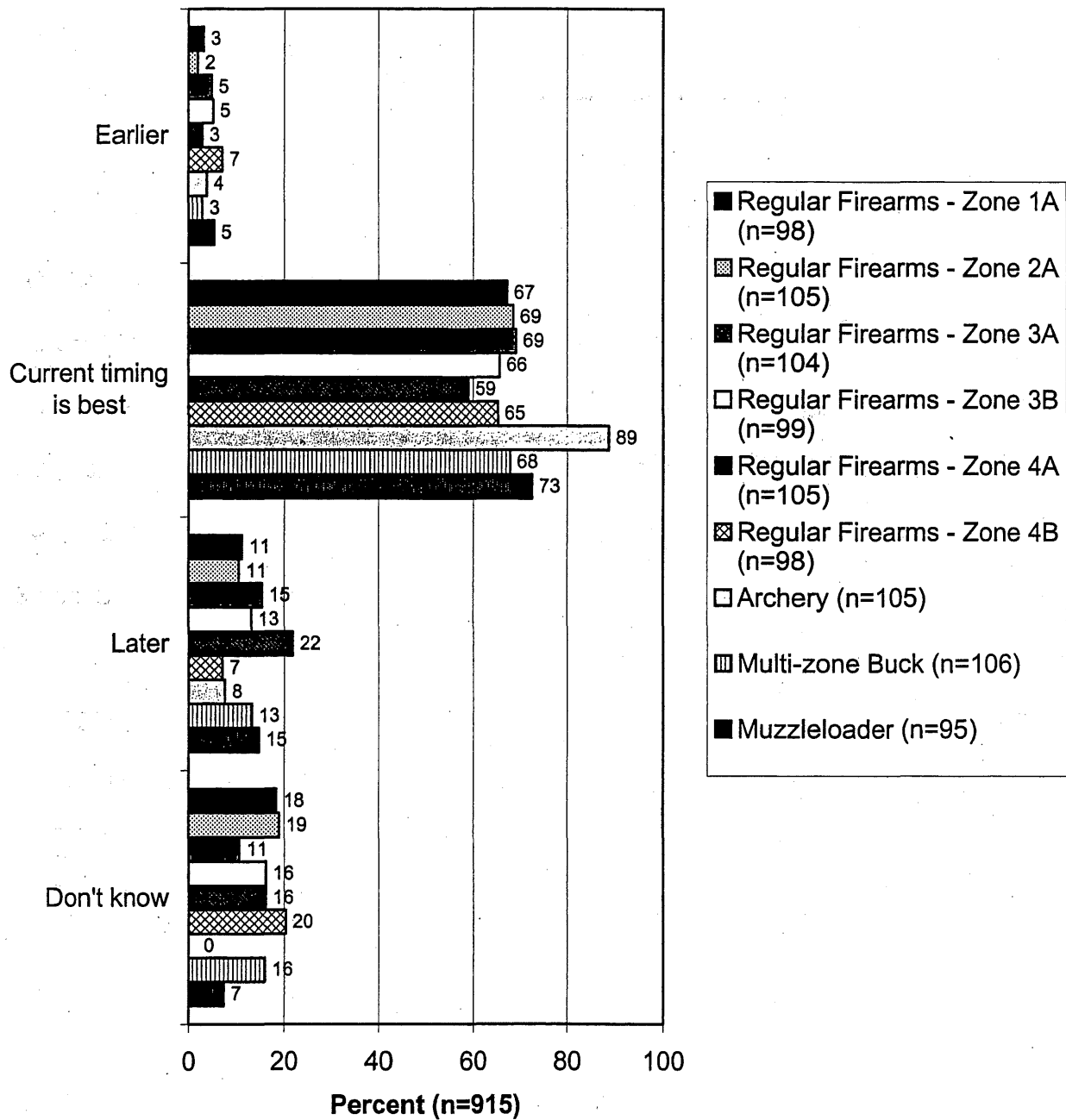
The groups were fairly homogenous towards this issue, except for those that are most affected: archers. The archery license holders had a much higher percentage saying the season was about the right length (90%) than any other group (the rest ranged from 61% to 74%).

**Q77. Would you say that the length of the archery deer season is too long, too short or about right?
(by license type)**



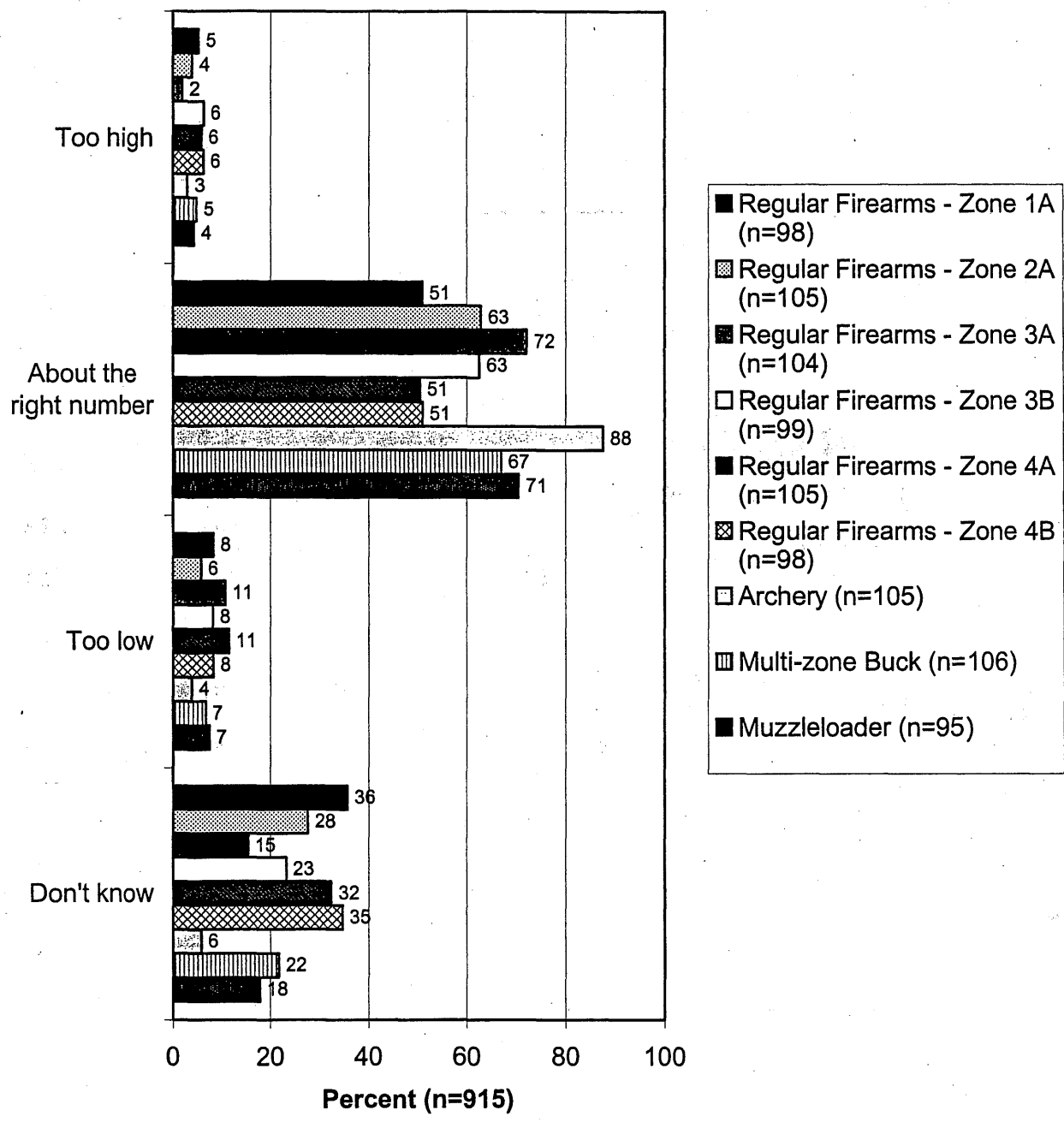
Again, only the archers varied substantially from other groups.

Q78. Do you think the archery season should open earlier, later or do you like the current timing for the archery season the best? (by license type)



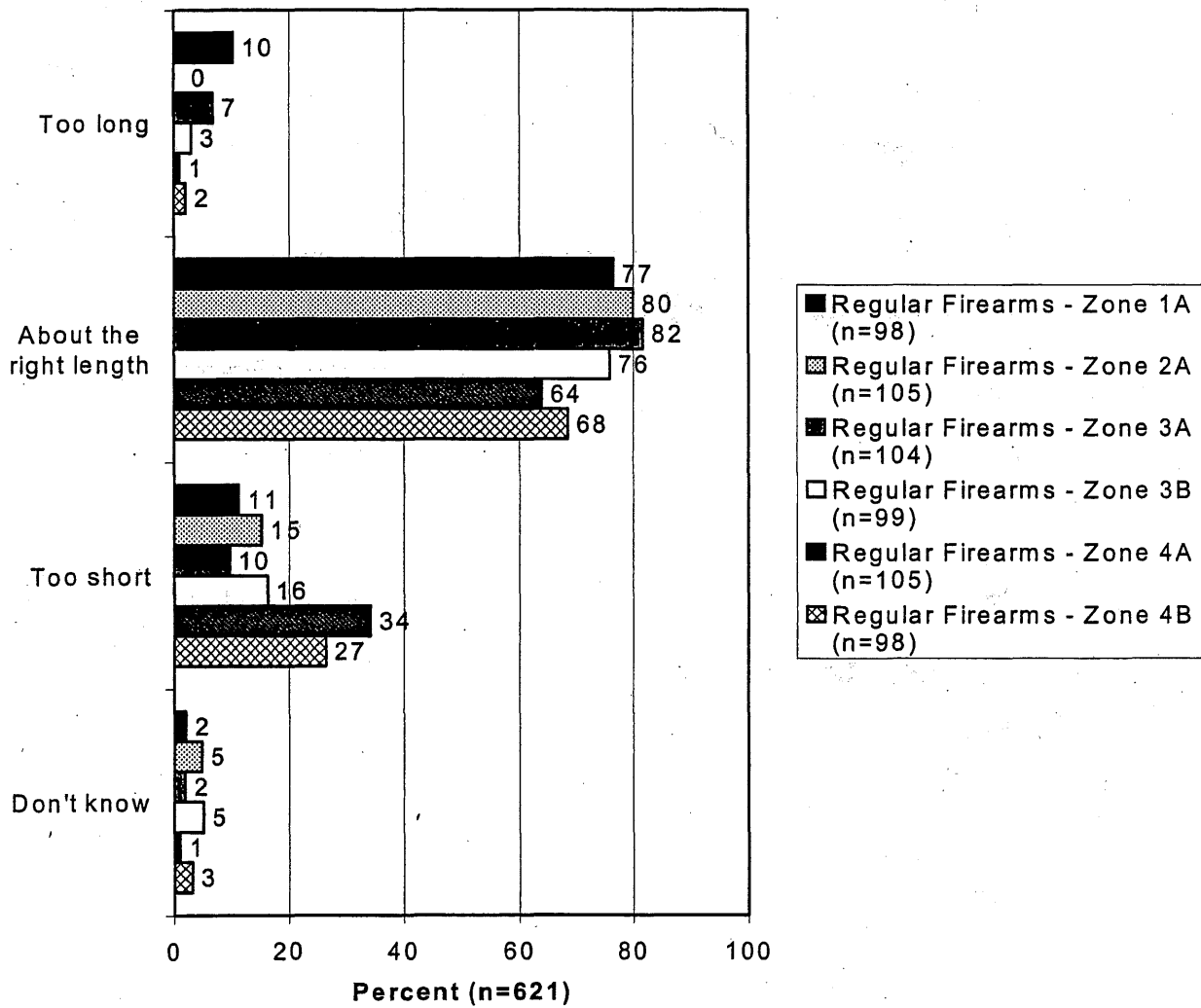
This question had fairly homogenous results, again except for the archers.

Q79. Do you think the number of hunters during the archery season is too high, too low or about right? (by license type)



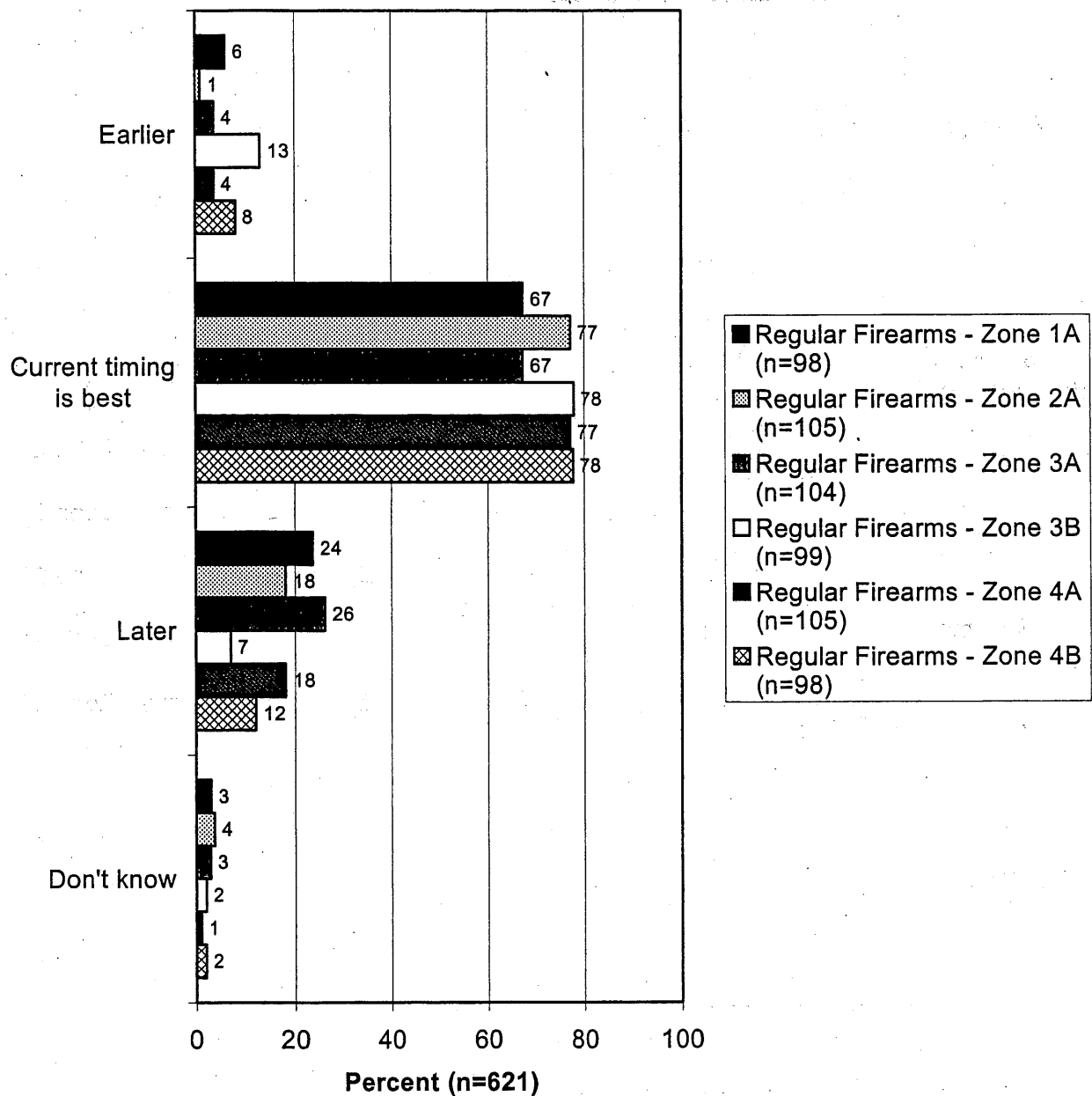
This question showed only slight variation among license types. The Zone 4 hunters had a greater percentage of respondents who said the season was too short compared with other groups. The 4A and 4B seasons are 2 and 4 days long, respectively. The 1A, 2A, 3A, and 3B seasons are, respectively, 16, 9, 9, and 7 days long. In every group, a majority said that the season was about the right length.

Q80.Regarding your firearms license type and your experiences from this past hunting season, would you say the length of the firearms deer season is too long,too short,or about right? (Asked only of those who had a firearms license)(by license type)



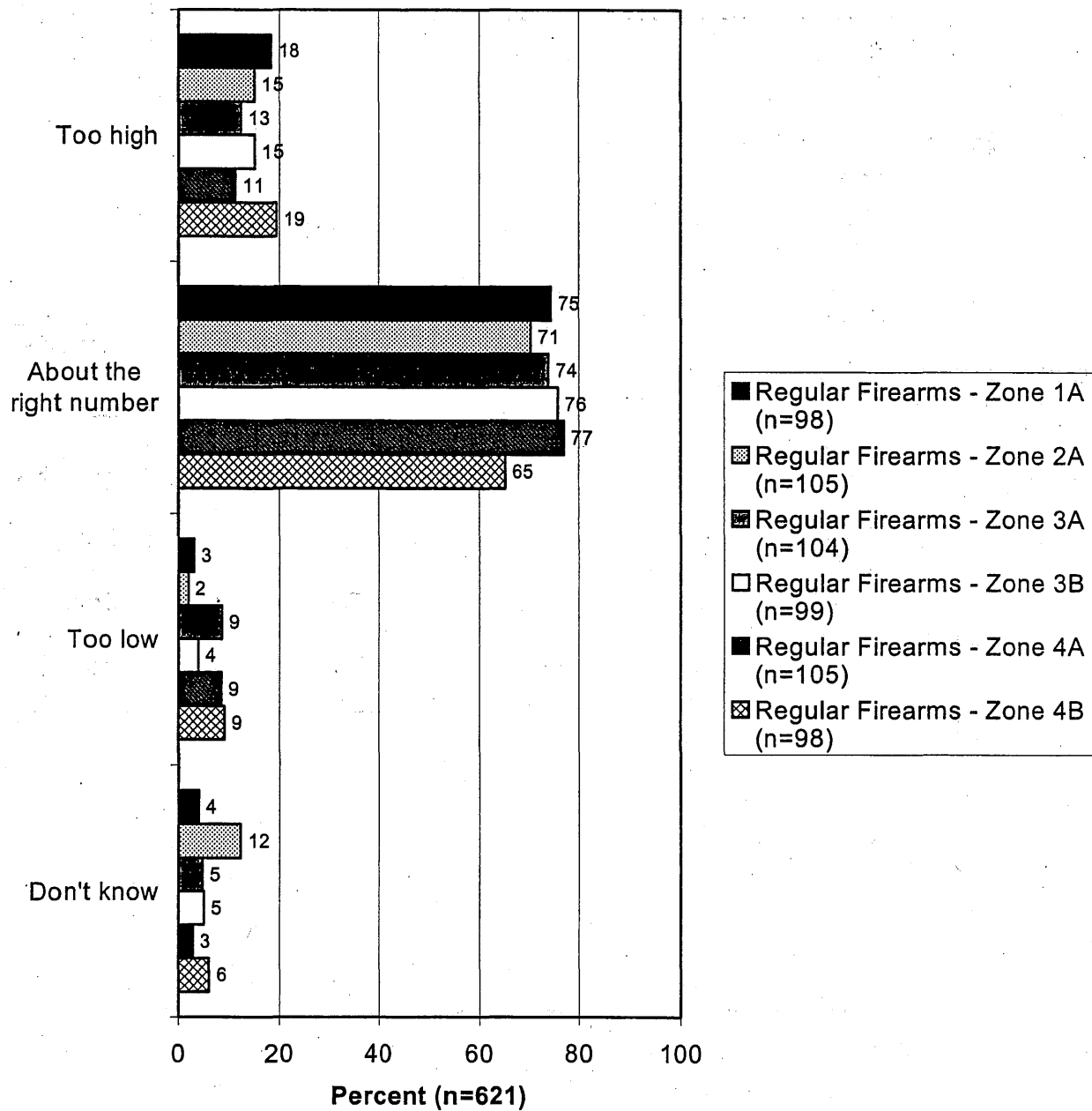
This graph is broadly similar to the graph for Question 80. Much homogeneity was found.

Q81. Do you think your license type season should be open earlier, later or do you like the current timing for the firearms season the best? (by license type)



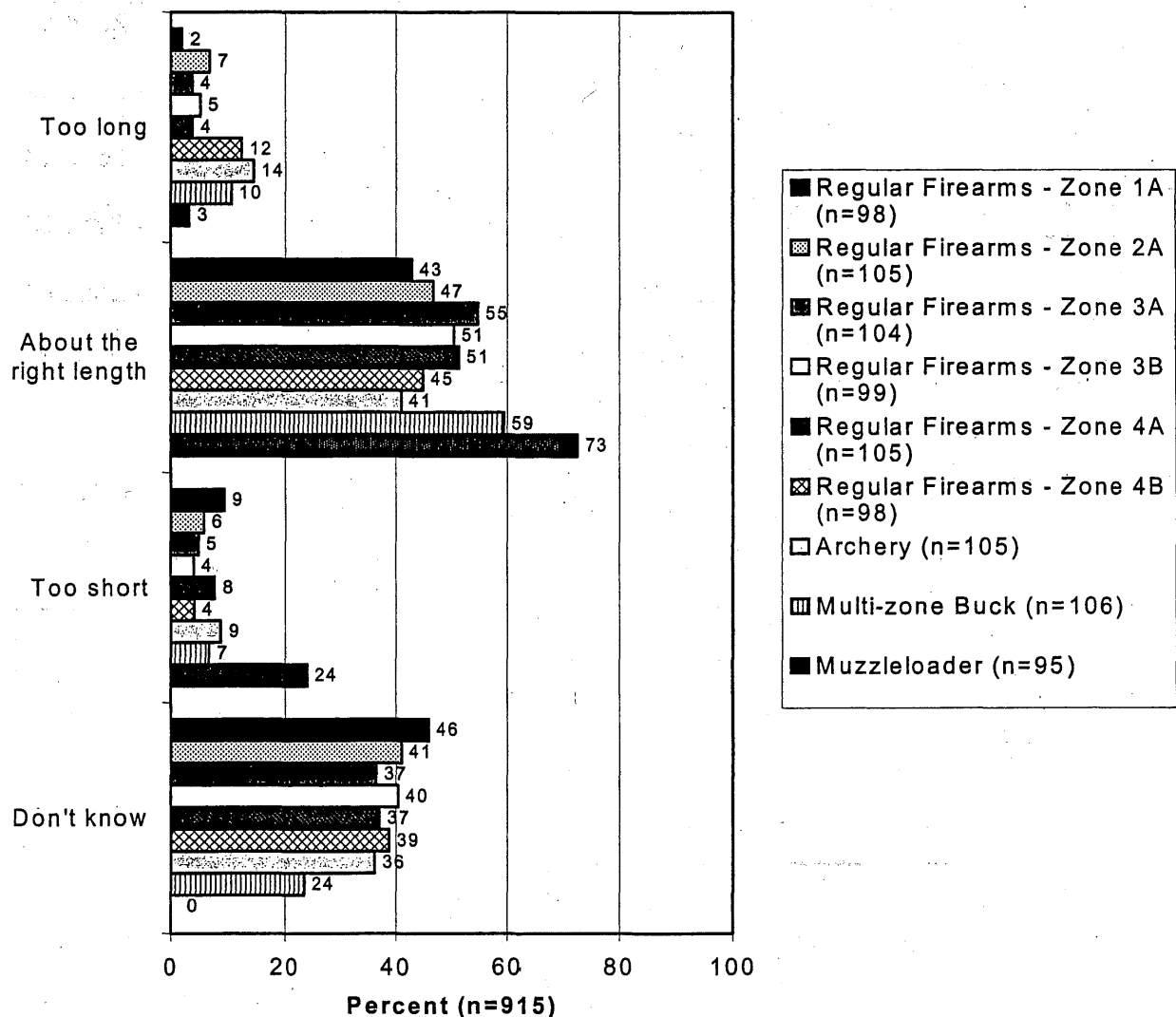
Like the graphs for Questions 80 and 81, the graph for question 82 showed much uniformity among license types.

Q82. Do you think the number of hunters during your license type season is too high, too low or about right? (by license type)



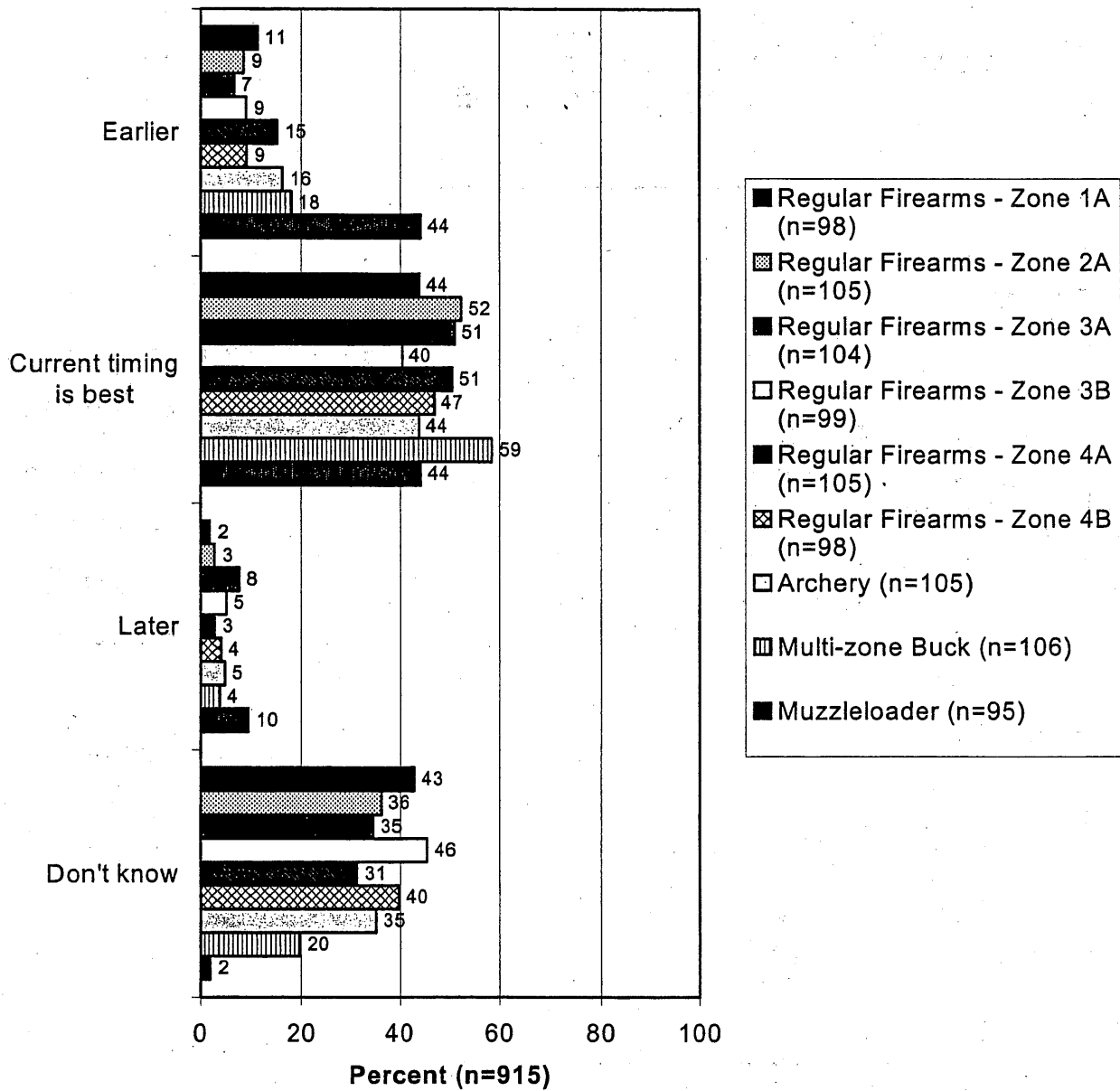
Muzzleloaders, the group most involved with this question, differ from the other groups, with a substantially higher percentage saying the season is about the right length. This variation in the percentages indicating that the season is about the right length appears to largely be a factor of knowledge, as the groups with low percentages saying the season was about the right length have high percentages who said they didn't know whether the season was the right length. The regular firearms Zone 4B hunters, archers, and multi-zone buck hunters had the highest percentages (12%, 14%, and 10%, respectively) saying the season was too long.

Q83. Would you say that the length of the muzzleloader deer season is too long, too short or about right? (by license type)



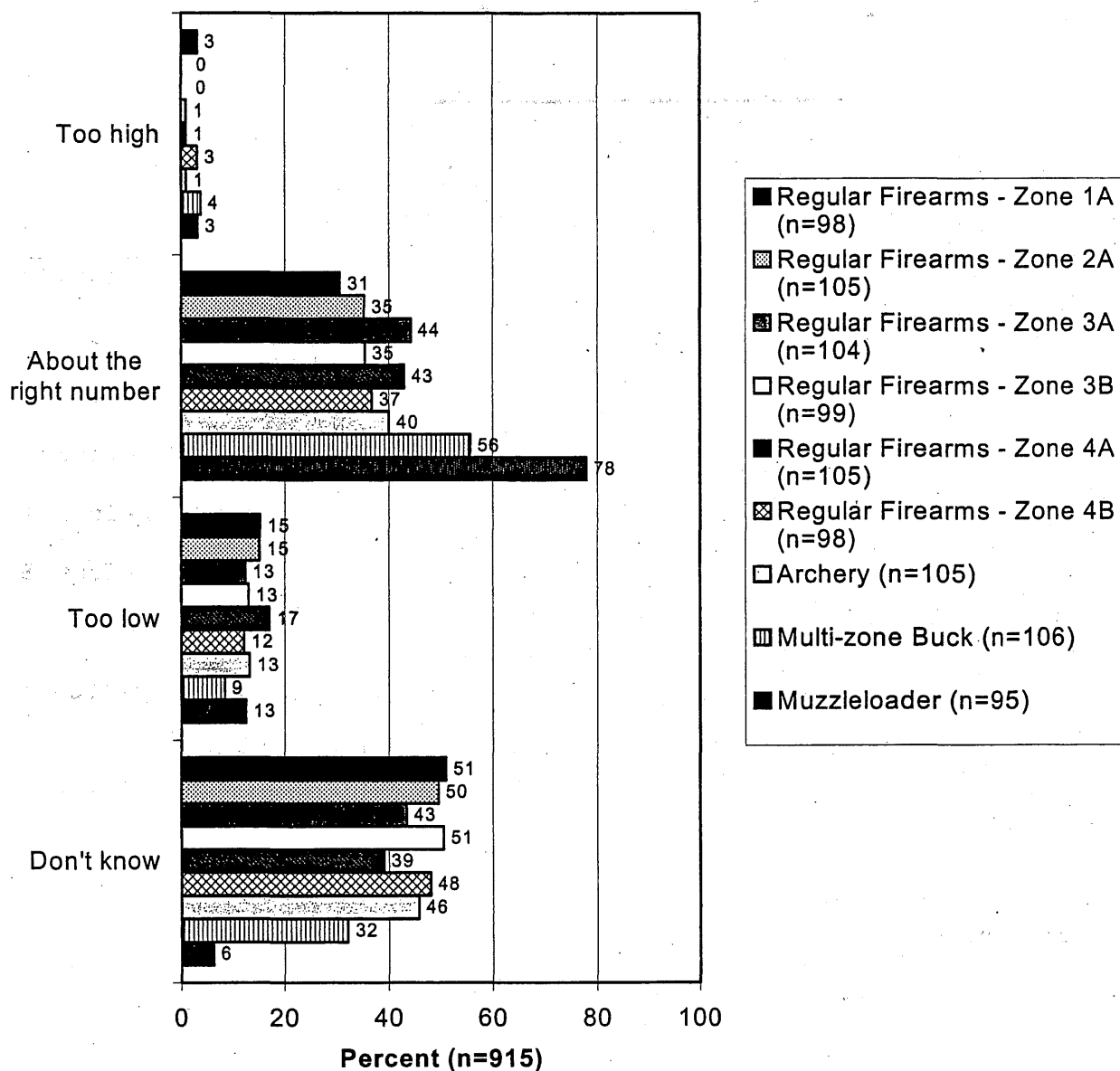
Again, only the muzzleloaders differed greatly from other groups, with 44% saying the season should open earlier (other groups ranged from 7% to 18% for this response). Those who indicated that they didn't know were fairly high in all groups except muzzleloaders.

Q84. Do you think the muzzleloader season should be open earlier, later or do you like the current timing for the muzzleloader season the best? (by license type)



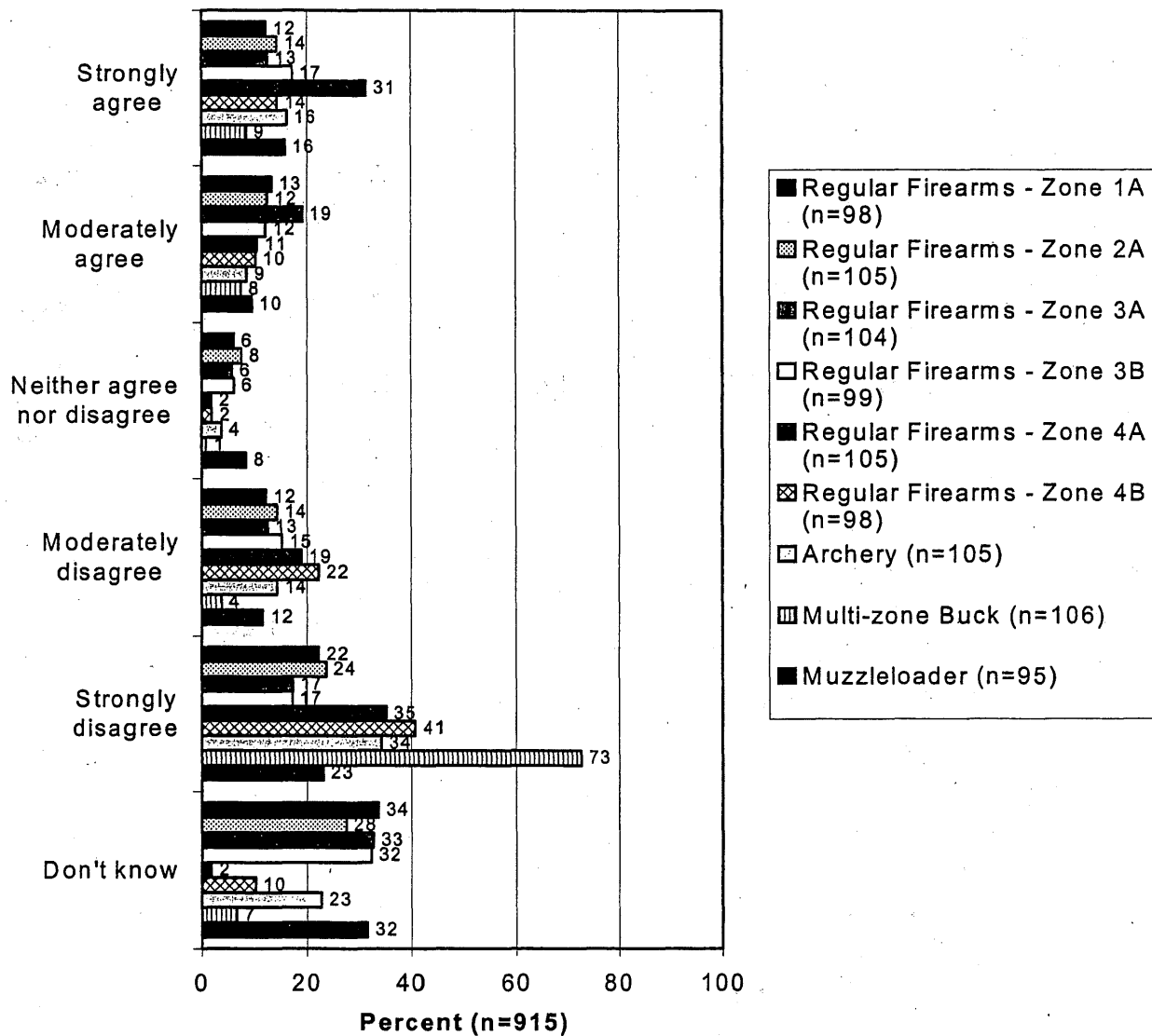
Again, there was much homogeneity in this question, with the exception of muzzleloaders, who had a much higher percentage than any other group of those indicating that there were about the right number of hunters during the season. For all other groups, the percentages of those who indicated that they didn't know were quite high.

Q85. Do you think the number of hunters during the muzzleloader season is too high, too low or about right? (by license type)



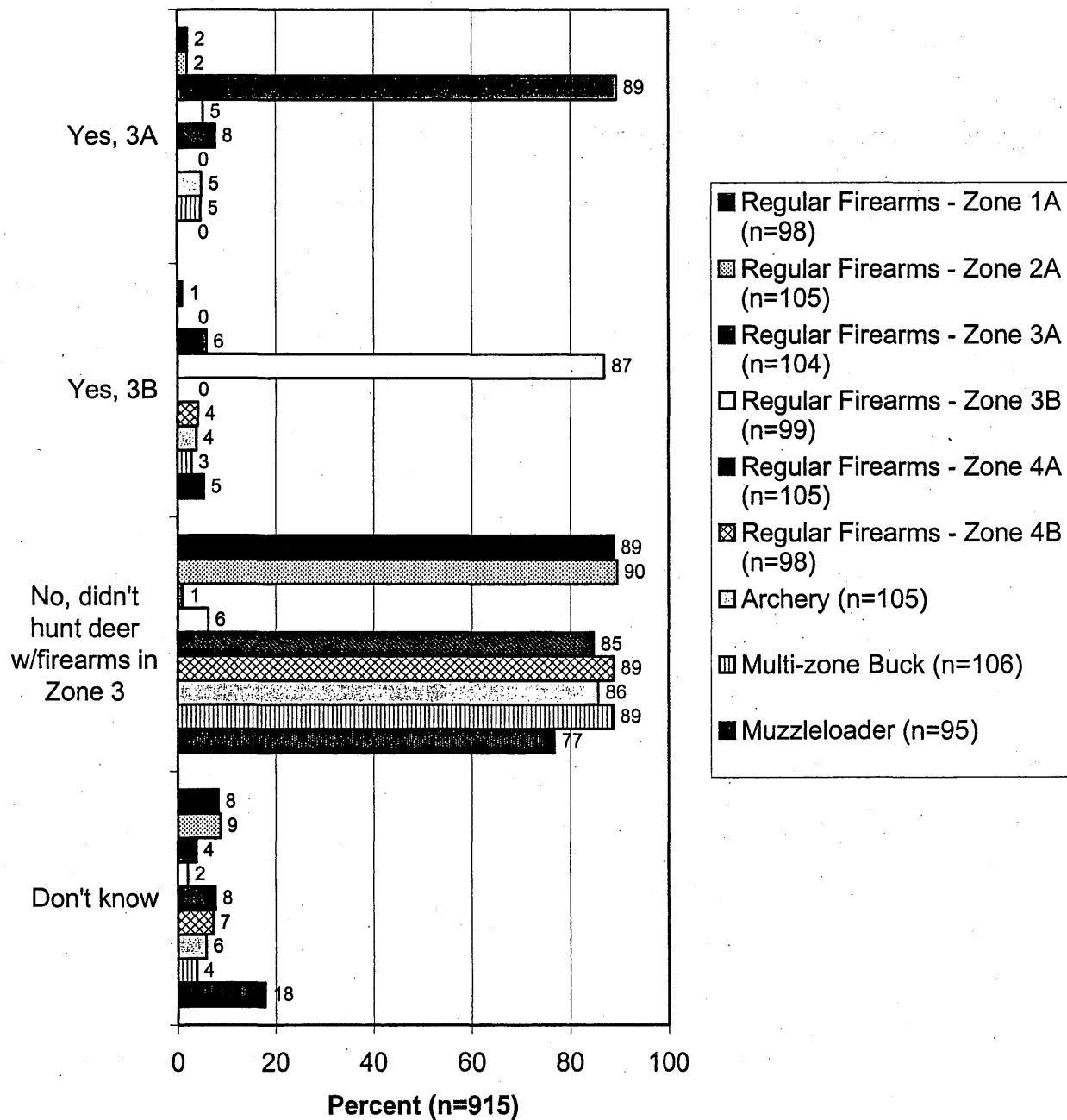
Multi-zone buck hunters had great disagreement with this proposal, with 77% disagreeing. Only two other groups had a majority disagreeing, both the Zone 4 groups: 63% of regular firearms Zone 4B hunters disagreed, and 54% of regular firearms Zone 4A hunters disagreed. Interestingly, the greatest support came from this latter group: 42% of regular firearms Zone 4A hunters agreed with the proposal (only 24% of their Zone 4B counterparts agreed). All other groups were fairly homogenous.

Q89. Do you agree or disagree that multi-zone buck hunters should be restricted to hunting in either 4A or 4B, but not both? (by license type)



Other than Zone 3 hunters, there was no substantial variation among license types.

Q90. Last year, did you hunt deer with firearms in Zone 3 (southeastern MN)? If yes: Last year, did you hunt the 3A (early buck only) or 3B (late) deer season? (by license type)

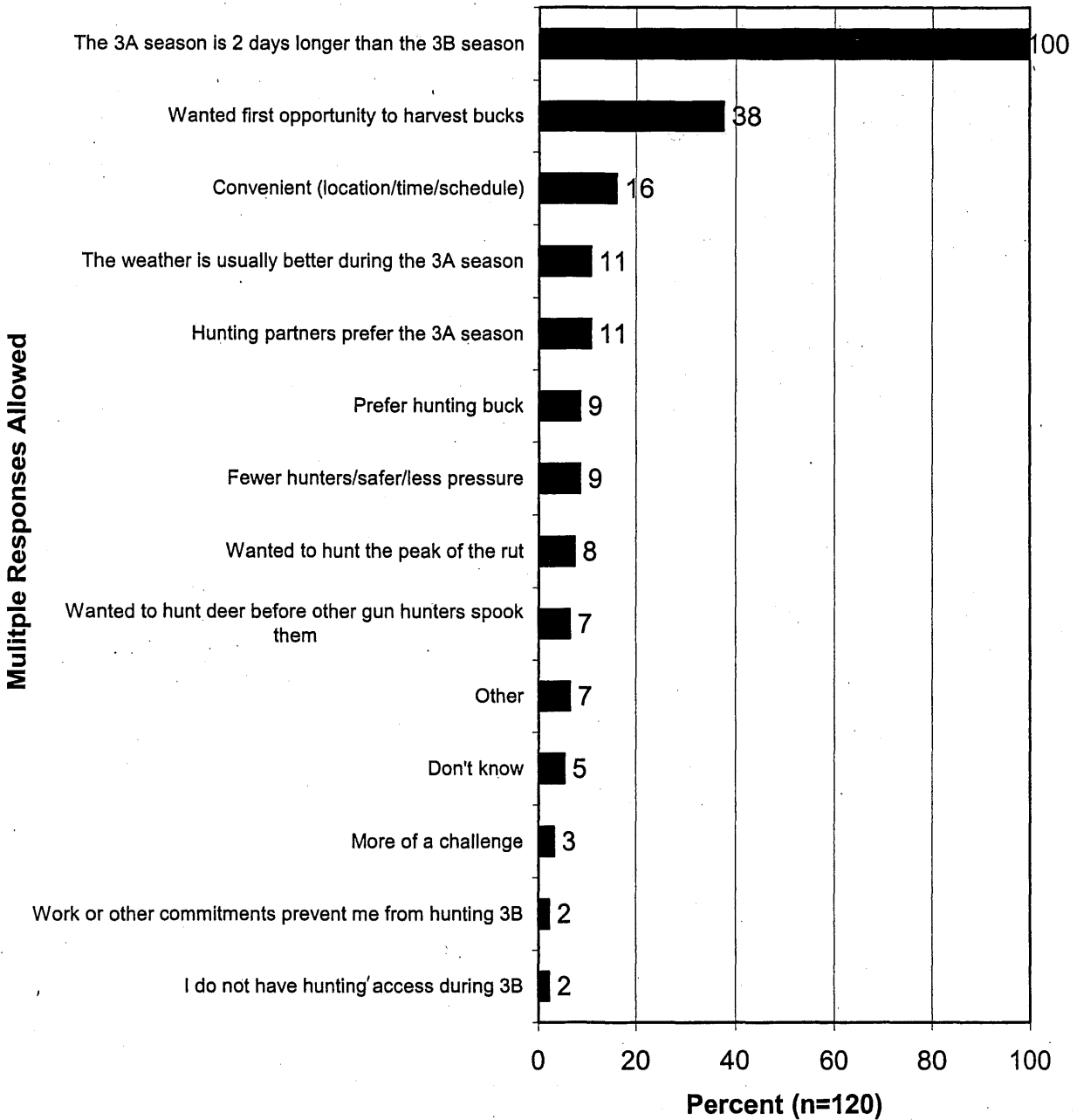


Because the n values for all groups except the regular firearms Zone 3A hunters are so low, any conclusions other than for the Zone 3A group would be suspect. For this reason, the following graph shows only the results among Zone 3A hunters. The top three reasons for choosing the 3A season are:

- that the 3A season is 2 days longer than the 3B season,
- that the 3A season affords the first opportunity to harvest bucks, and
- that the 3A season is more convenient than the 3B season.

This graph is shown on the following page.

Q92. What are the most important reasons why you chose the 3A season rather than the 3B season? (Asked only of those who chose the 3A season.) (by license type)

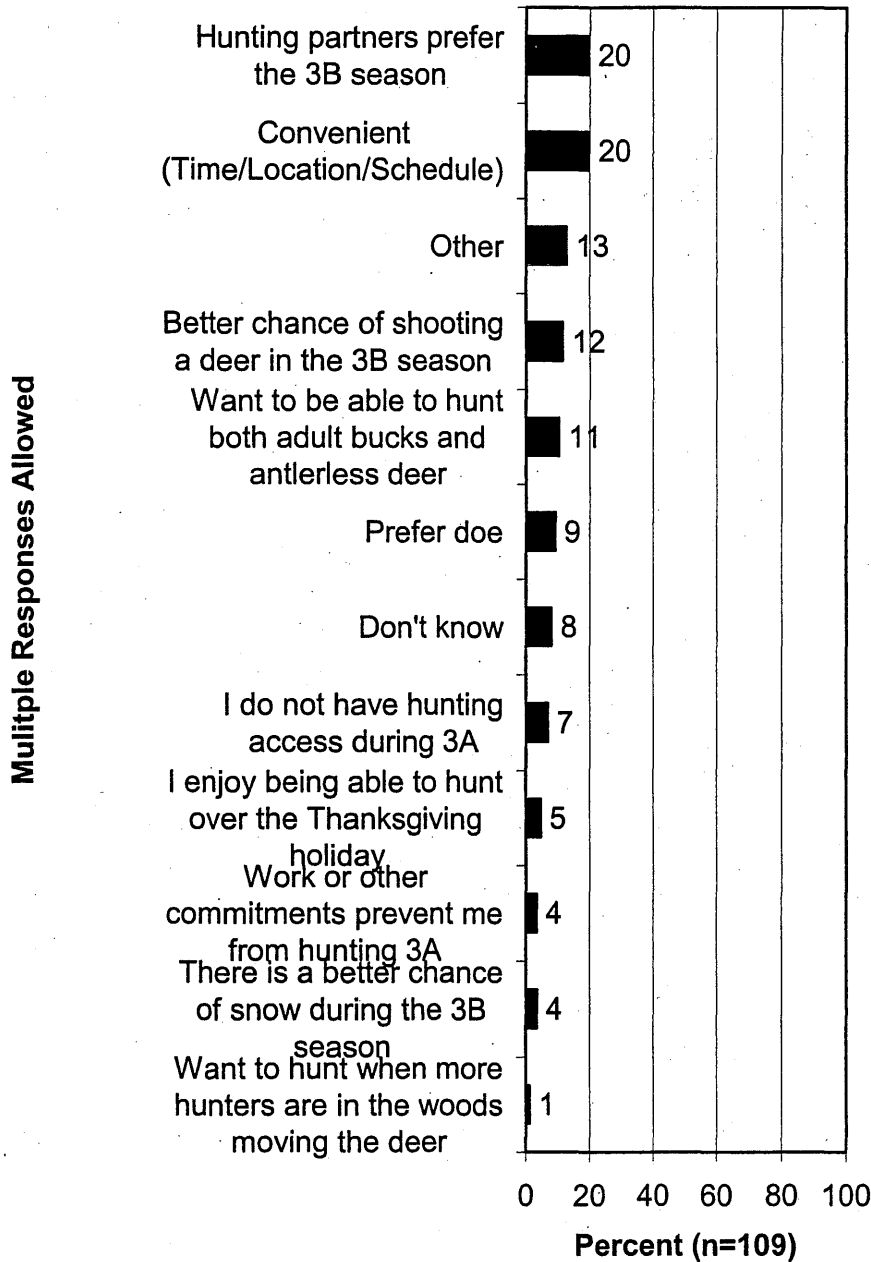


Only the results for the Zone 3B group have validity because of the low n values of the other groups. For this reason, only the Zone 3B group is shown. The top three reasons that respondents gave for choosing the 3B season are:

- that hunting partners prefer the 3B season,
- that the 3B season is more convenient, and
- that the 3B season offers a better chance of shooting a deer.

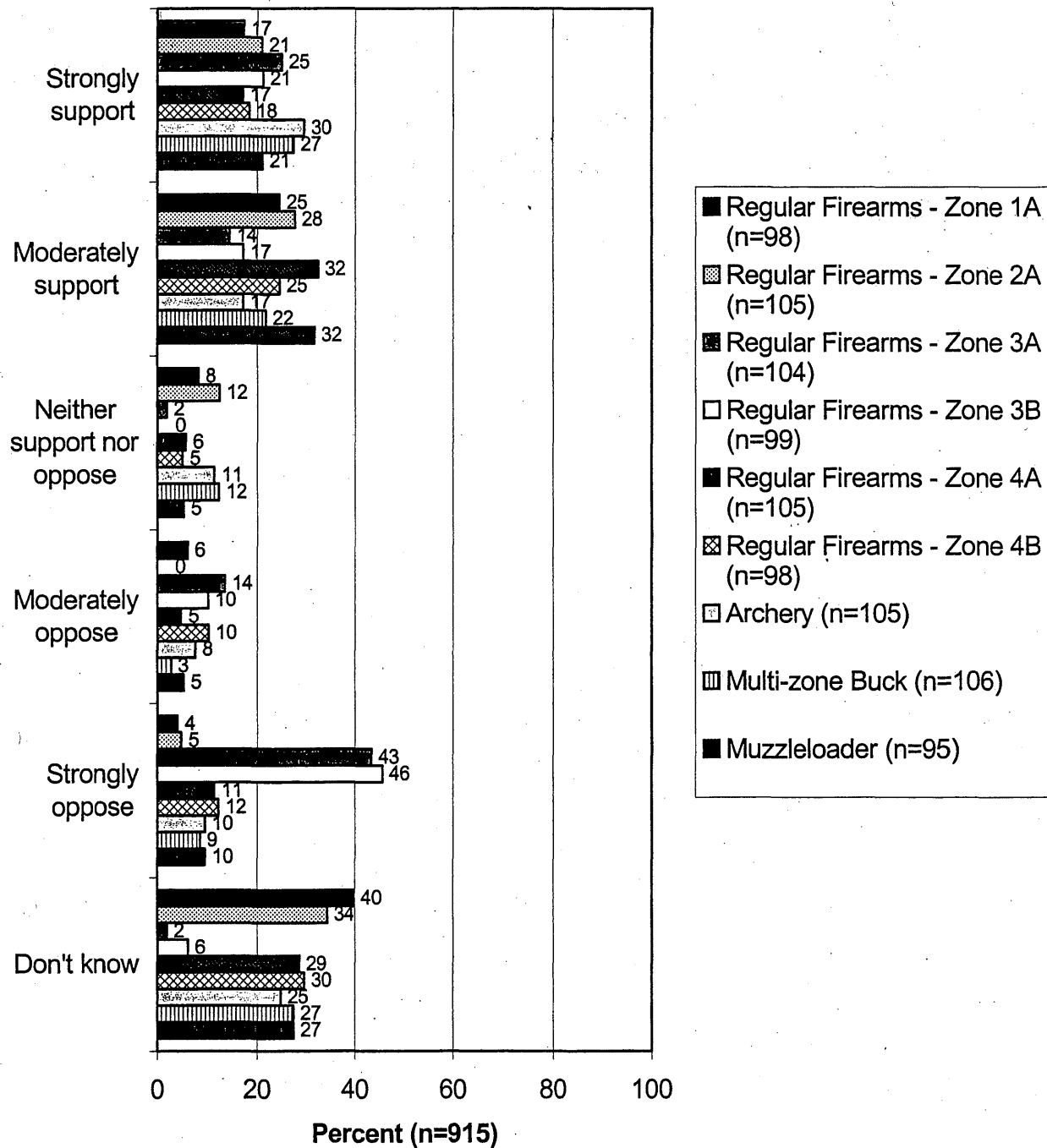
This graph is shown on the following page.

Q95. What are the most important reasons why you chose the 3B season rather than the 3A season? (Asked only of those who chose the 3B season.) (by license type)



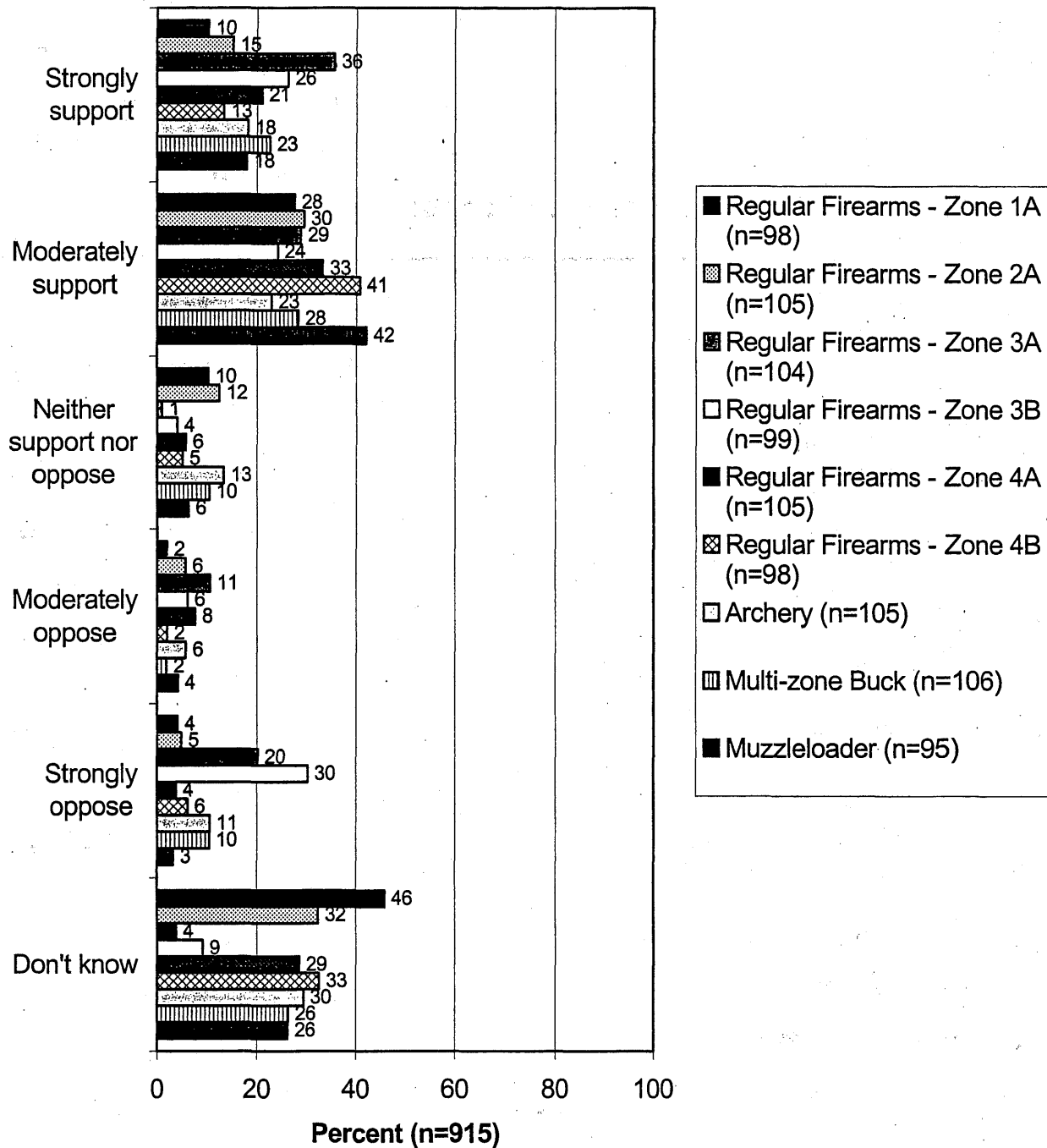
Support for the proposal to combine the 3A and 3B firearms season into a single, 9-day season where antlerless deer are allowed by permit did not vary greatly, ranging from 38% support among regular firearms Zone 3B hunters to 53% support among muzzleloaders, and only this latter group had a majority in support. Opposition, however, varied greatly, with the greatest opposition coming from both Zone 3 groups: 57% of regular firearms Zone 3A hunters and 56% of regular firearms Zone 3B hunters disagreed with the proposal. These Zone 3 groups were the only ones that had a majority in opposition. The least amount of opposition came from regular firearms Zone 2A hunters (5% in opposition), multi-zone buck hunters (12%), and regular firearms Zone 4A hunters (16%). This graph appears on the following page.

Q97. Would you support or oppose combining the 3A and 3B firearms seasons into a single, 9-day season where antlerless deer are allowed by permit? (by license type)



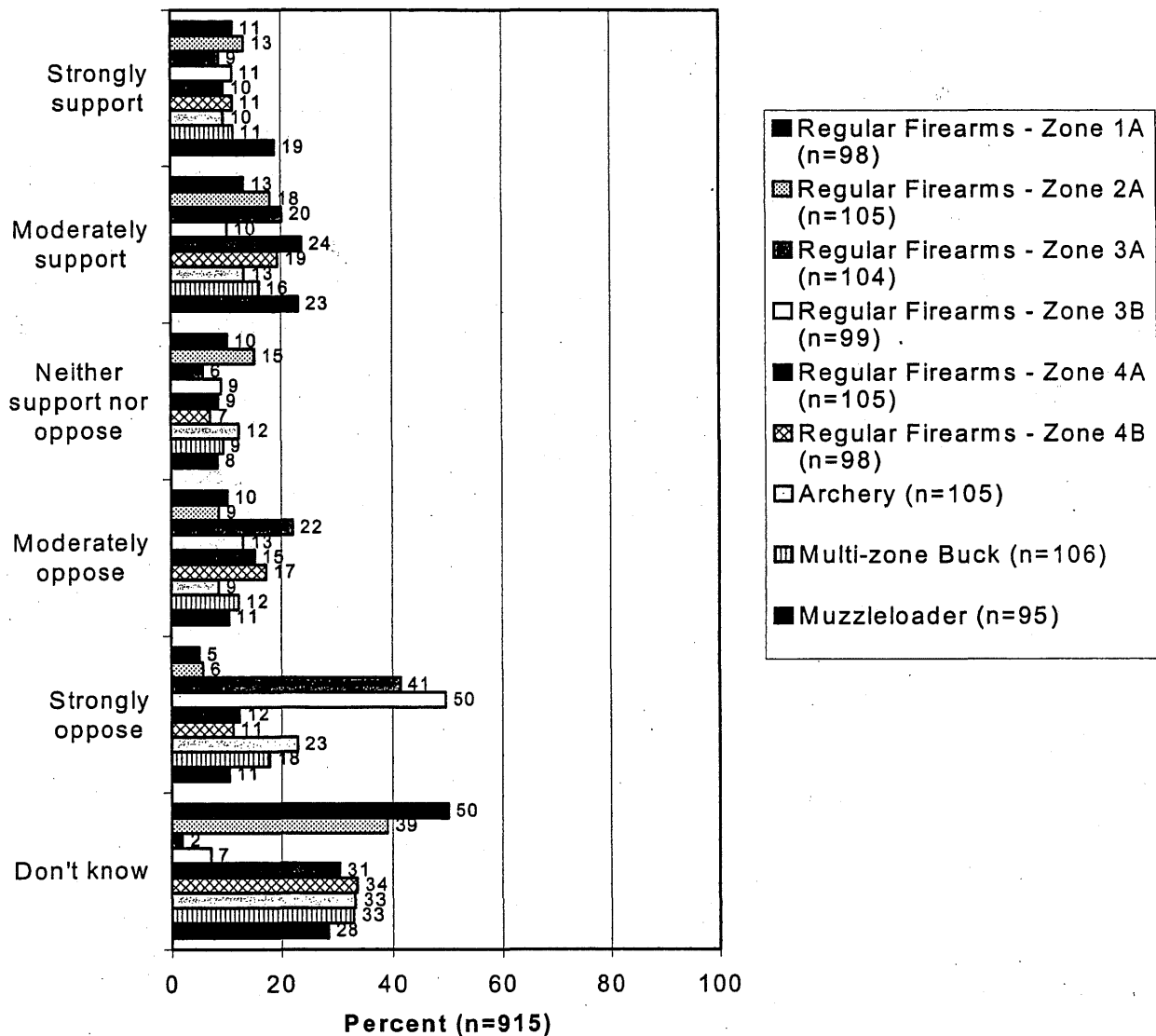
Although each group had more support than opposition for the proposal (maintaining both the 3A and 3B seasons but allowing antlerless deer to be hunted by permit in both seasons), the highest opposition came from the Zone 3 groups. Regular firearms Zone 3A had 31% opposing, and regular firearms Zone 3B had 36% opposing. The least opposition came from regular firearms Zone 1A hunters (6% opposed), muzzleloaders (7% opposed), and regular firearms Zone 4B hunters (8% opposed). The most support came from regular firearms Zone 3A hunters (65% supporting), muzzleloaders (60% supporting), both regular firearms Zone 4 groups (both with 54% supporting), and multi-zone buck hunters (51% supporting). All other groups, although having more support than opposition, did not have majorities supporting. This graph appears on the following page.

Q98. Would you support or oppose maintaining both a 3A and 3B season but allow antlerless harvest by permit in both seasons? (by license type)



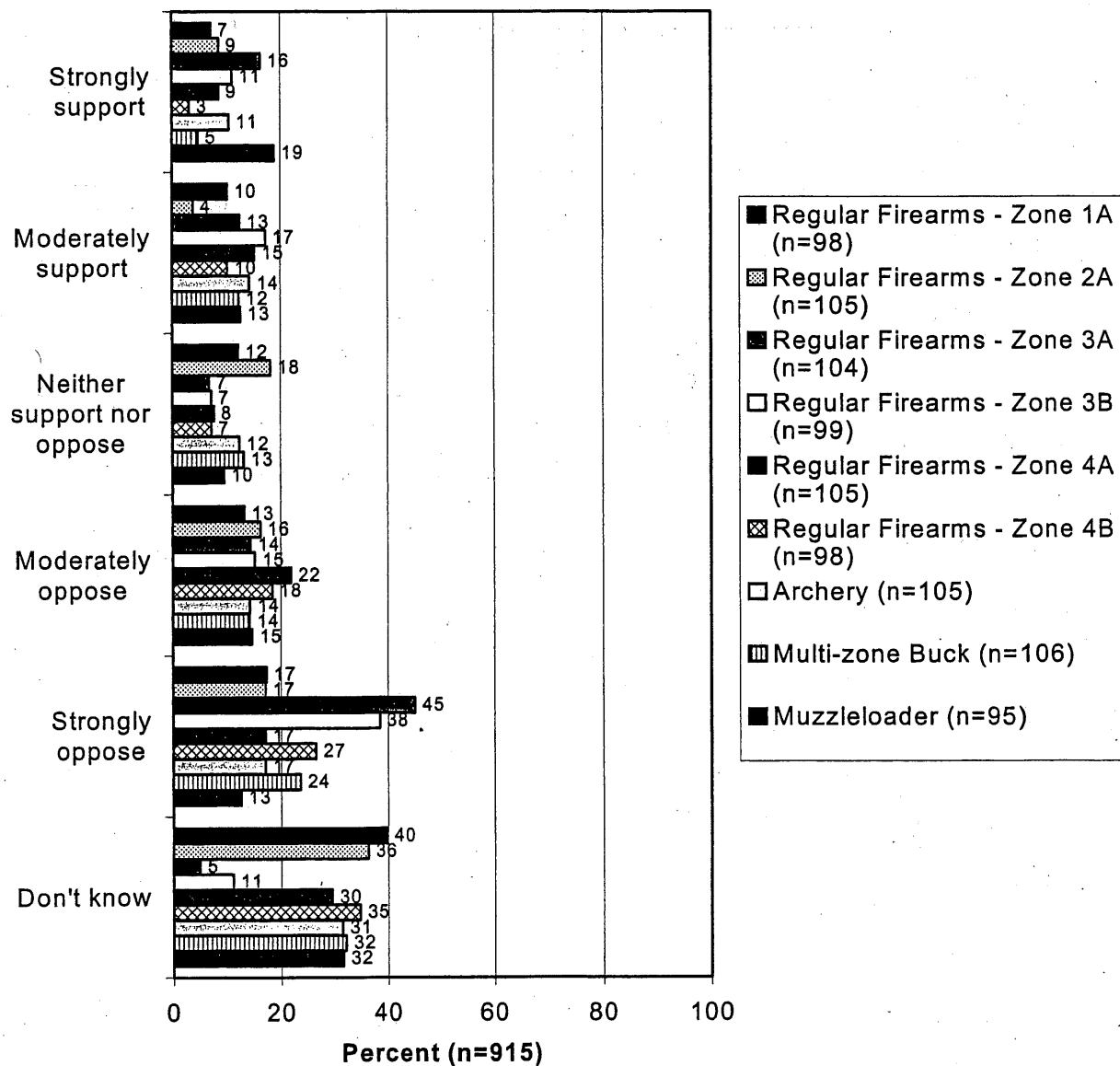
Five groups gave more support than opposition to this proposal (regular firearms Zones 1A, 2A, 4A, and 4B, and muzzleloaders) but none gave a majority of support (the highest support coming from muzzleloaders, at 42% support). Archers, multi-zone buck hunters, and both the Zone 3 regular firearms hunters gave more opposition than support, but only the Zone 3 hunters had a majority opposing (63% of both groups opposing, the next highest percentage opposing being the archers at 32%).

Q99. Would you support or oppose having the 3B season follow immediately after the 3A season, thus eliminating the 5-day closure between the seasons? (by license type)



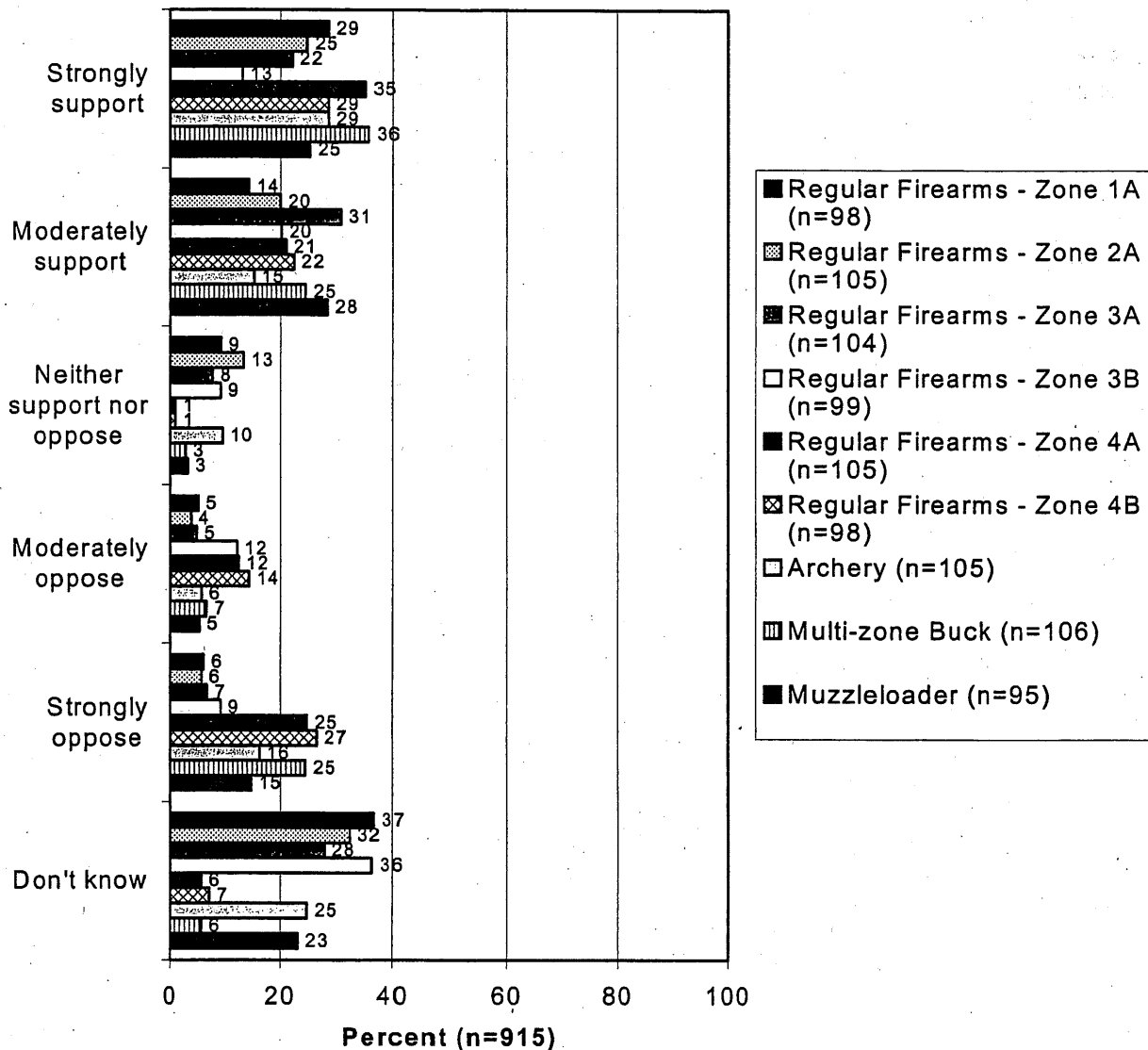
Only the muzzleloaders offered more support than opposition (32% supporting, 28% opposing). All other groups had more opposition, and the opposition was highest among the Zone 3 hunters, with both those groups having a majority in opposition (59% for Zone 3A and 53% for Zone 3B). The next highest percentages of opposition were in the Zone 4 hunter groups (39% for Zone 4A and 45% for Zone 4B).

Q100. Would you support or oppose changing the current Zone 3 seasons to have an antlerless only season, followed by a bucks only season? (by license type)



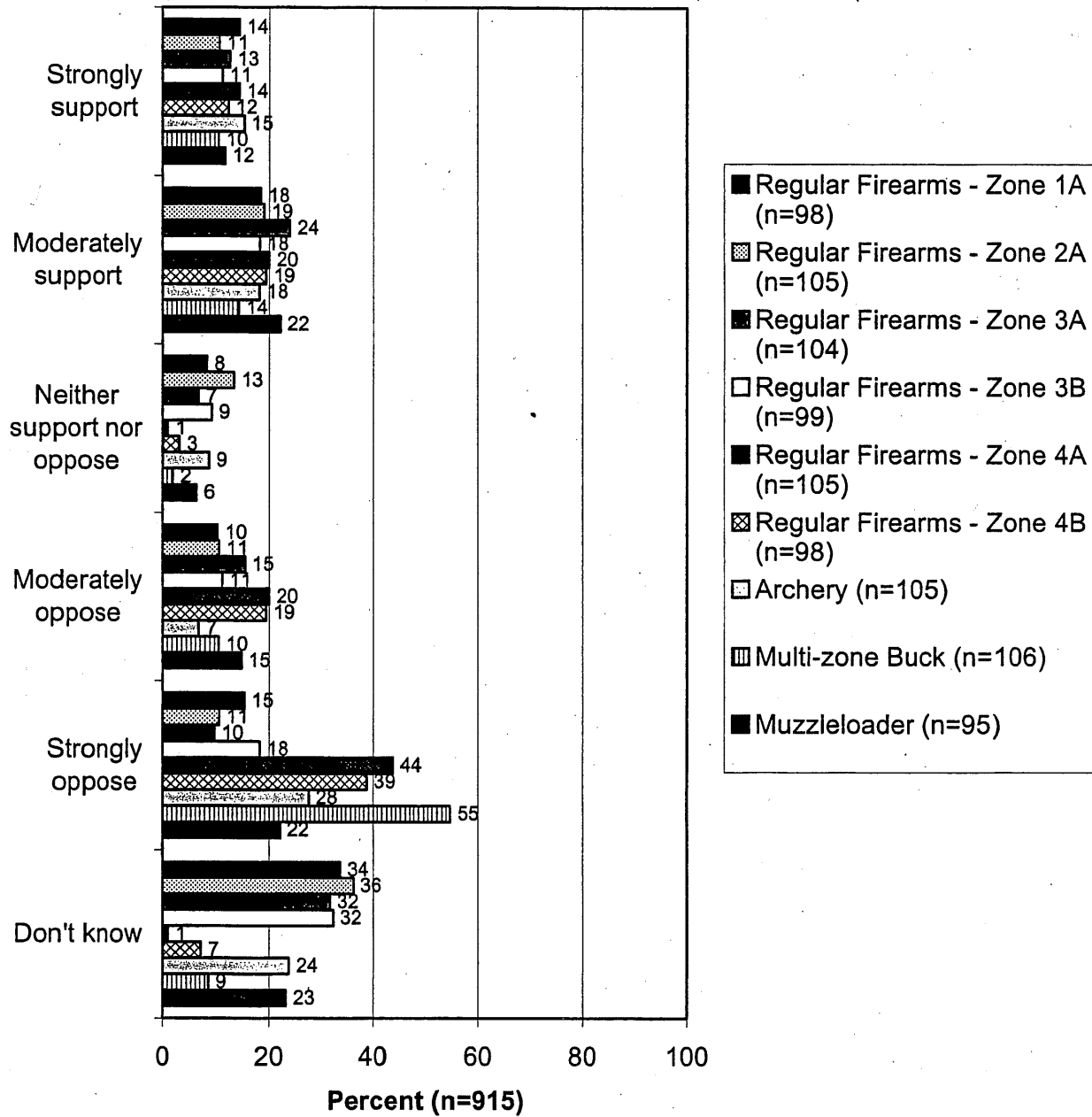
All groups supported the proposal, with the greatest support coming from multi-zone buck hunters (61% support), regular firearms Zone 4A hunters (56%), regular firearms Zone 3A hunters and muzzleloaders (both at 53%), and regular firearms Zone 4B hunters (51%). No other group had a majority supporting the proposal. The highest opposition came from both the Zone 4 hunters, with 37% of Zone 4A hunters opposed, and 41% of Zone 4B hunters opposed.

Q101. Would you support or oppose combining the 4A and 4B firearms seasons into one 9-day season in those portions of Zone 4 which have a history of needing additional harvest? (by license type)



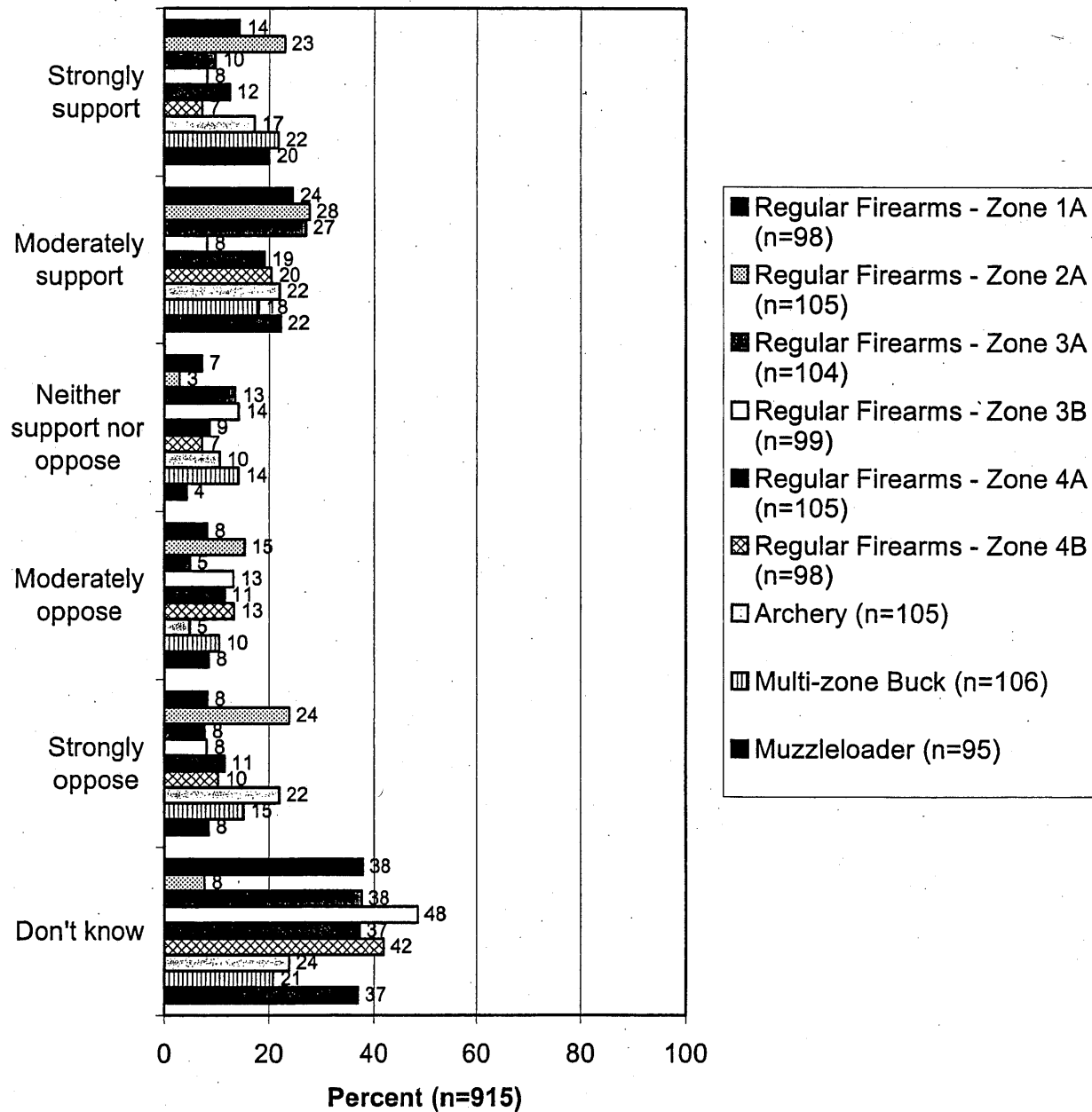
Only the regular firearms Zones 1A, 2A, and 3A hunters gave more support than opposition to this proposal (Zone 3B was tied at 29% supporting and 29% opposing). All other hunter groups gave more opposition than support. However, only the two Zone 4 groups and multi-zone buck hunters had a majority opposing (64% of Zone 4A hunters, 58% of Zone 4B hunters, and 65% of multi-zone buck hunters opposing). Many groups had very close survey results (the aforementioned tie for Zone 3B hunters, archers with 33% supporting and 35% opposing, and muzzleloaders with 34% supporting and 37% opposing). This graph appears on the following page.

**Q102. Would you support or oppose combining the Zone 4A and 4B firearms seasons into one 9-day season, if it meant limiting the number of deer hunting licenses issued for that zone each year?
(by license type)**



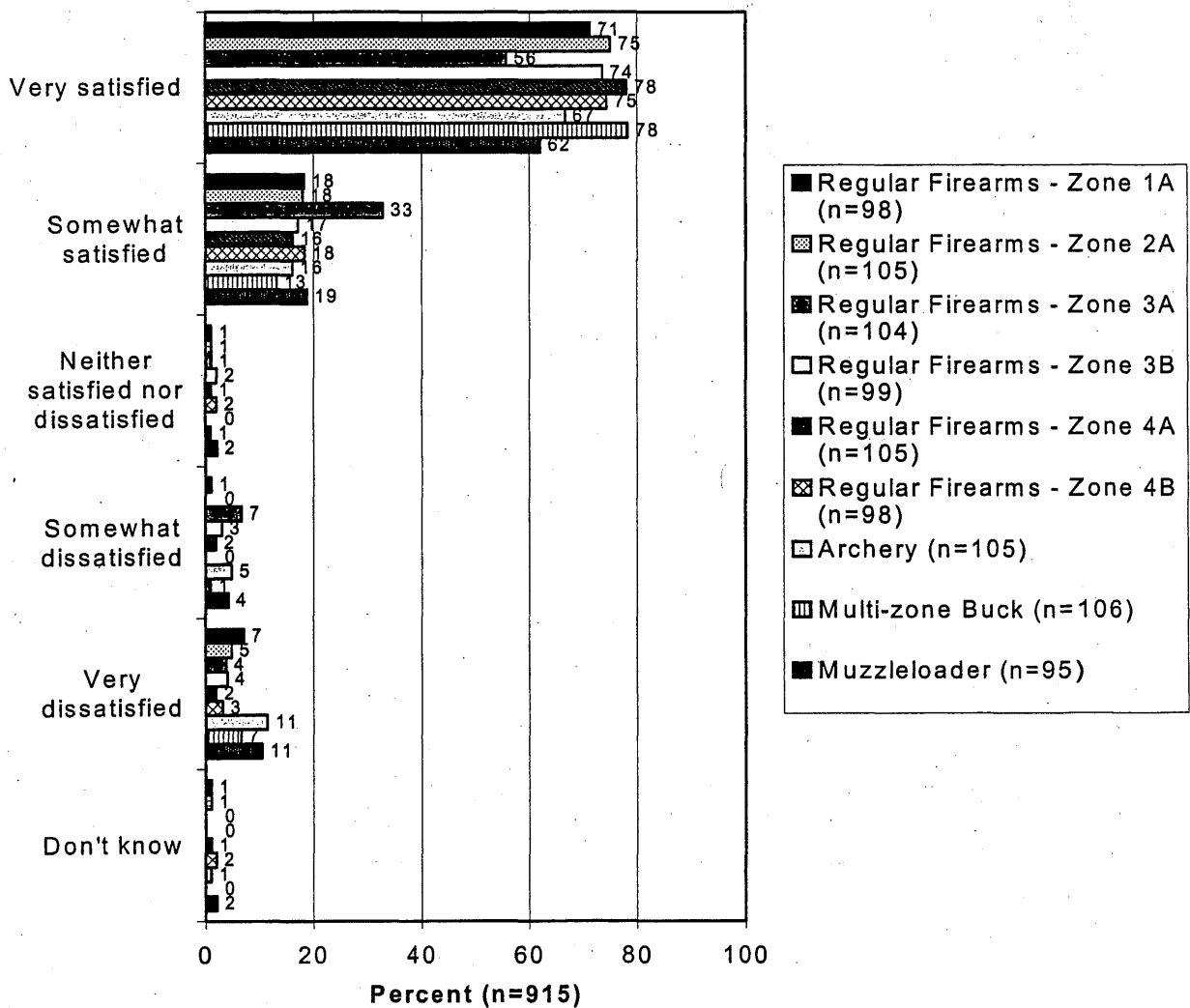
For question 103, which asked whether the respondent supported or opposed the proposal to lengthen the Zone 2A season in specific portions of the zone, there were large percentages answering that they did not know, except the regular firearms Zone 2A hunters. Of those latter group, a slight majority (51%) supported the proposal. Nonetheless, a substantial percentage opposed (39%). Otherwise, all other groups offered more support than opposition, except for regular firearms Zone 3B hunters, with 16% supporting and 21% opposing. In none of the groups, except the Zone 2A hunters, did a majority indicate either support or opposition because of the large number of "don't know" responses. This graph appears on the following page.

Q103. Would you support or oppose lengthening the Zone 2A (transition area from the Twin Cities to Lake of the Woods) firearms season to 16 days total, in forested northern portions of Zone 2? (by license type)



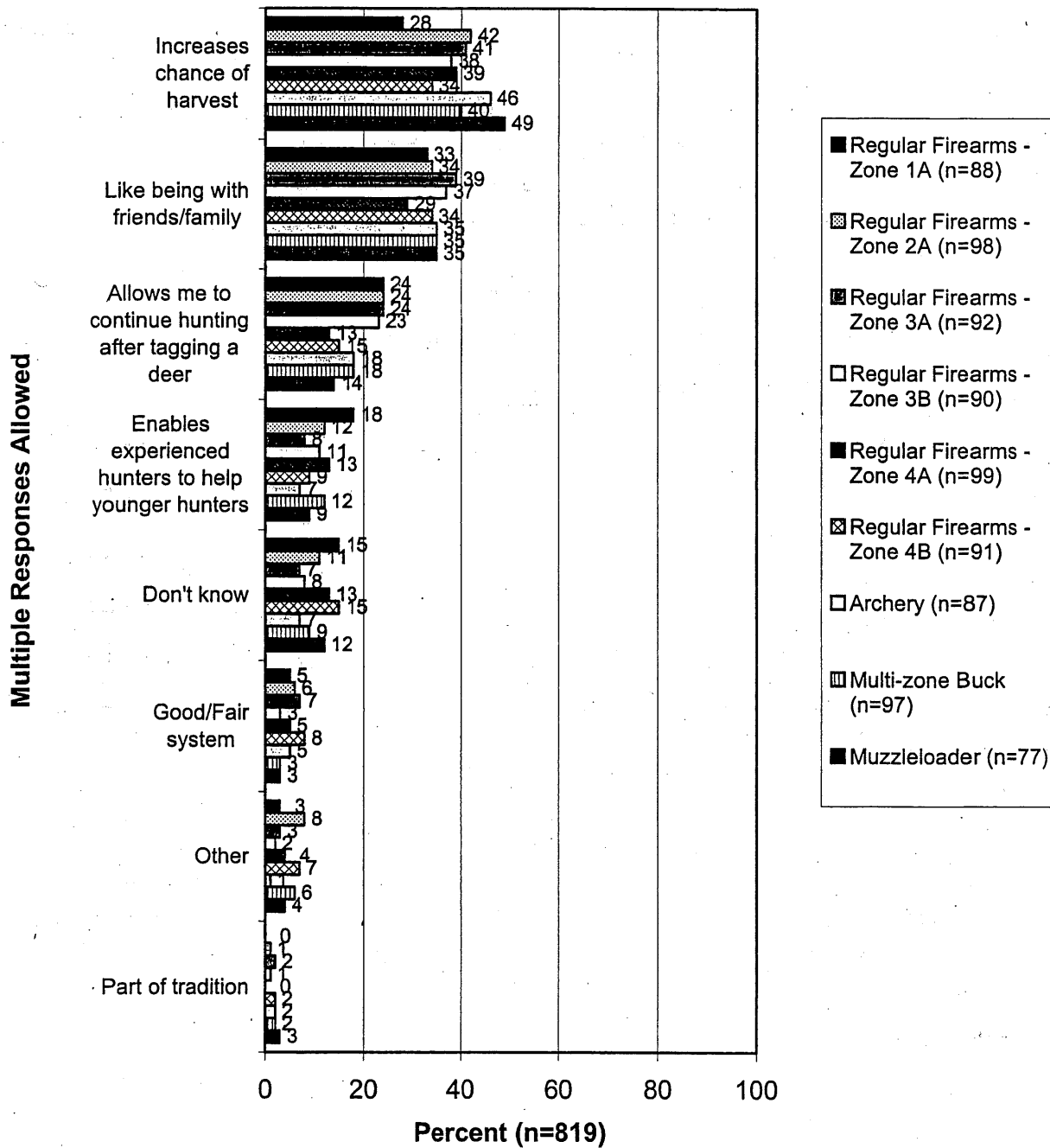
The results of question 104 were fairly consistent across license types, although regular firearms Zone 3A differed slightly from other groups. The difference, however, was primarily in the level of satisfaction: they had the lowest percentage who were very satisfied (56%, compared to a range of 62% to 78% for the others) and the highest who were somewhat satisfied (33%, compared to 13% to 19% for the others). When summing those very and somewhat satisfied, regular firearms Zone 3A hunters did not differ greatly from the other groups, with 89% satisfied, falling in the middle of the range (81% to 94%) of those satisfied for all other groups.

Q104. Minnesota's party hunting regulations allow hunters in the field together to shoot and tag deer for each other. Are you satisfied or dissatisfied with these regulations? (by license type)



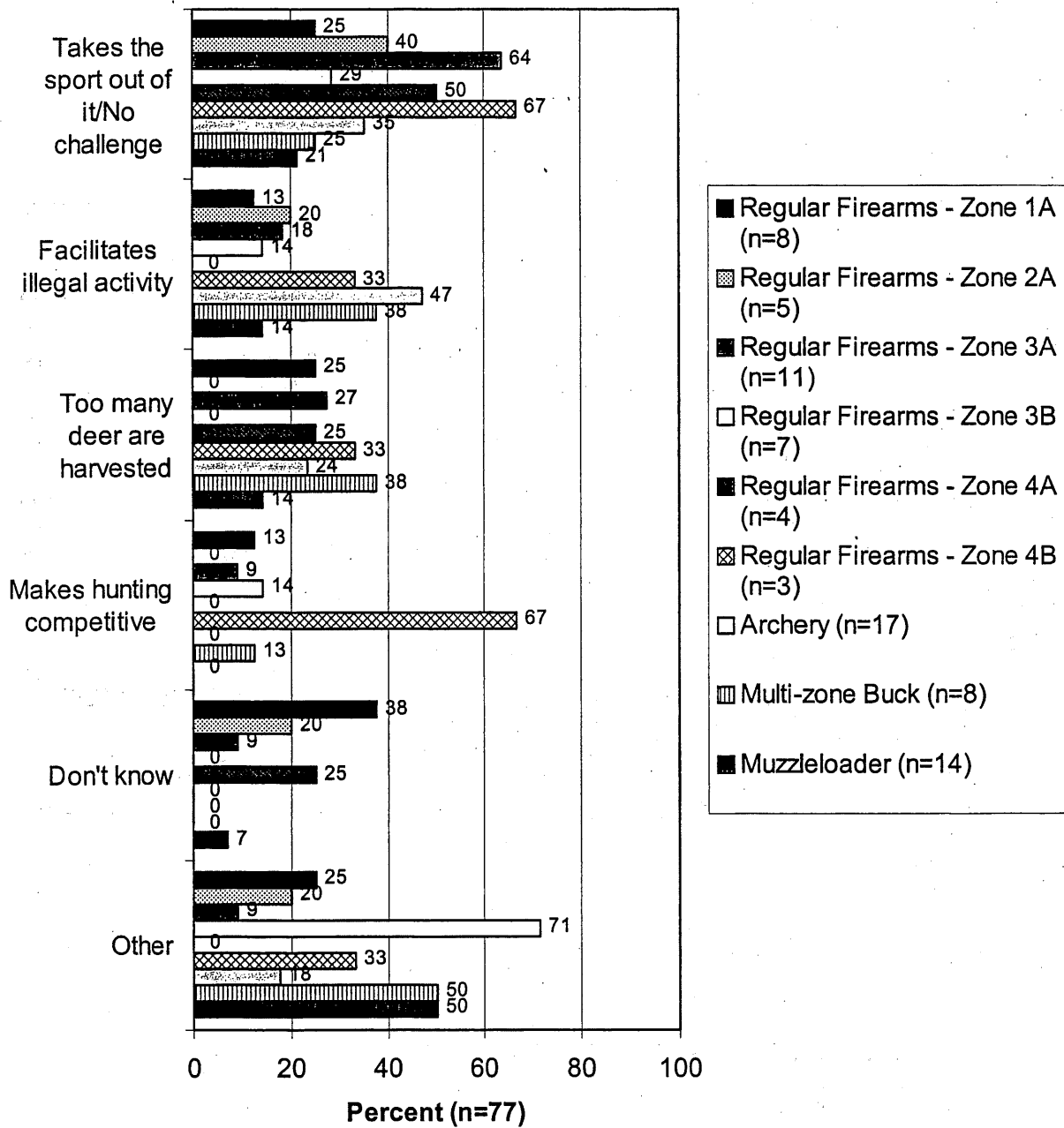
There was no great variation among license types for this question.

Q106. Why are you satisfied with Minnesota's current party hunting regulations? (Asked only of those who said in Question 104 that they were very or somewhat satisfied with Minnesota's party hunting regulations.) (by license type)



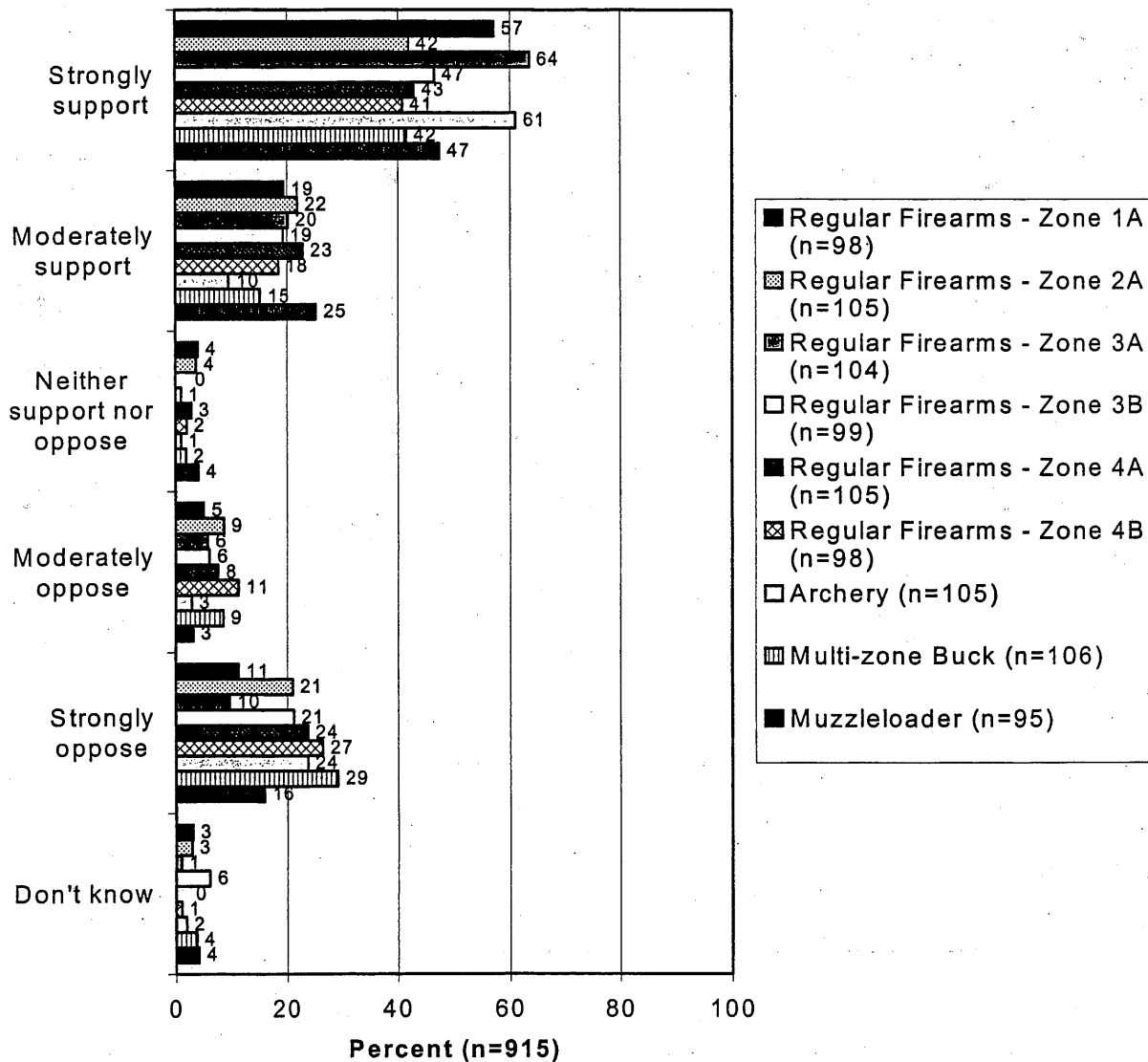
Because the n values are so low for this question, no reliable conclusions could be drawn.

Q109. Why are you dissatisfied with Minnesota's current party hunting regulations? (by license type)



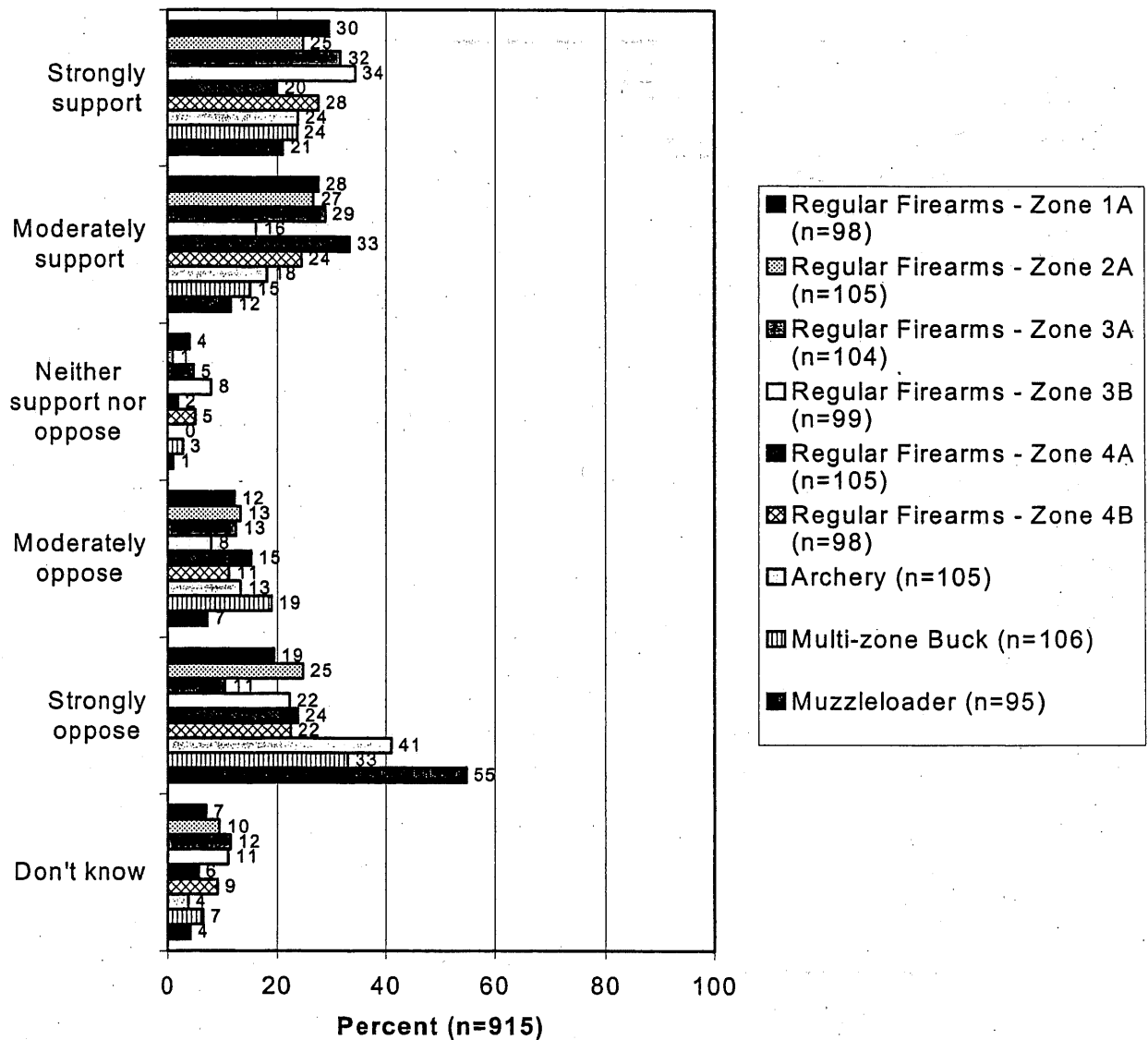
Archers gave substantial support for this proposal (71%), although they did not have the greatest support, which came from regular firearms Zone 3A hunters (84%), regular firearms Zone 1A hunters (76%), and muzzleloaders (72%). The multi-zone buck hunters (57%) and regular firearms Zone 4B hunters (59%) had the lowest support. Nonetheless, all groups had a clear majority supporting this proposal. The highest opposition was from regular firearms Zone 4B and multi-zone buck hunters, with 38% opposing.

Q112. Would you support or oppose increasing the basic season limit to two deer, one with a gun, one with a bow? (by license type)



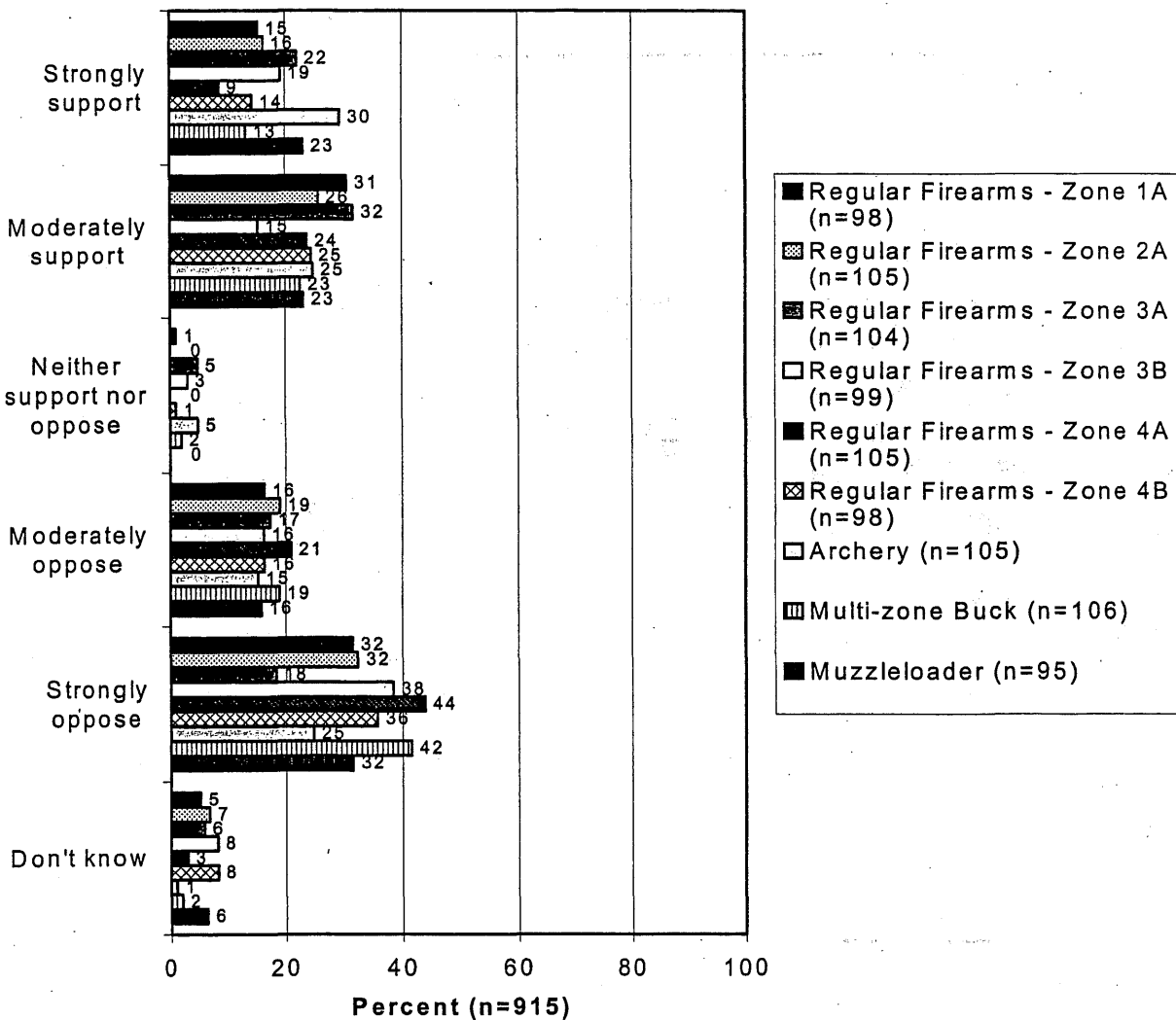
Both the archers group (54%) and the muzzleloaders group (62%) opposed this proposal. They were joined by the multi-zone buck hunters (52% opposed) in opposing this proposal. Otherwise, all other groups gave more support than opposition, and a clear majority of each group supported this proposal, except for regular firearms Zone 3B hunters, where exactly 50% supported.

Q113. Would you support or oppose increasing the basic season limit to two deer (one by gun, one by bow) if archers and muzzleloaders were required to apply for antlerless deer permits? (by license type)



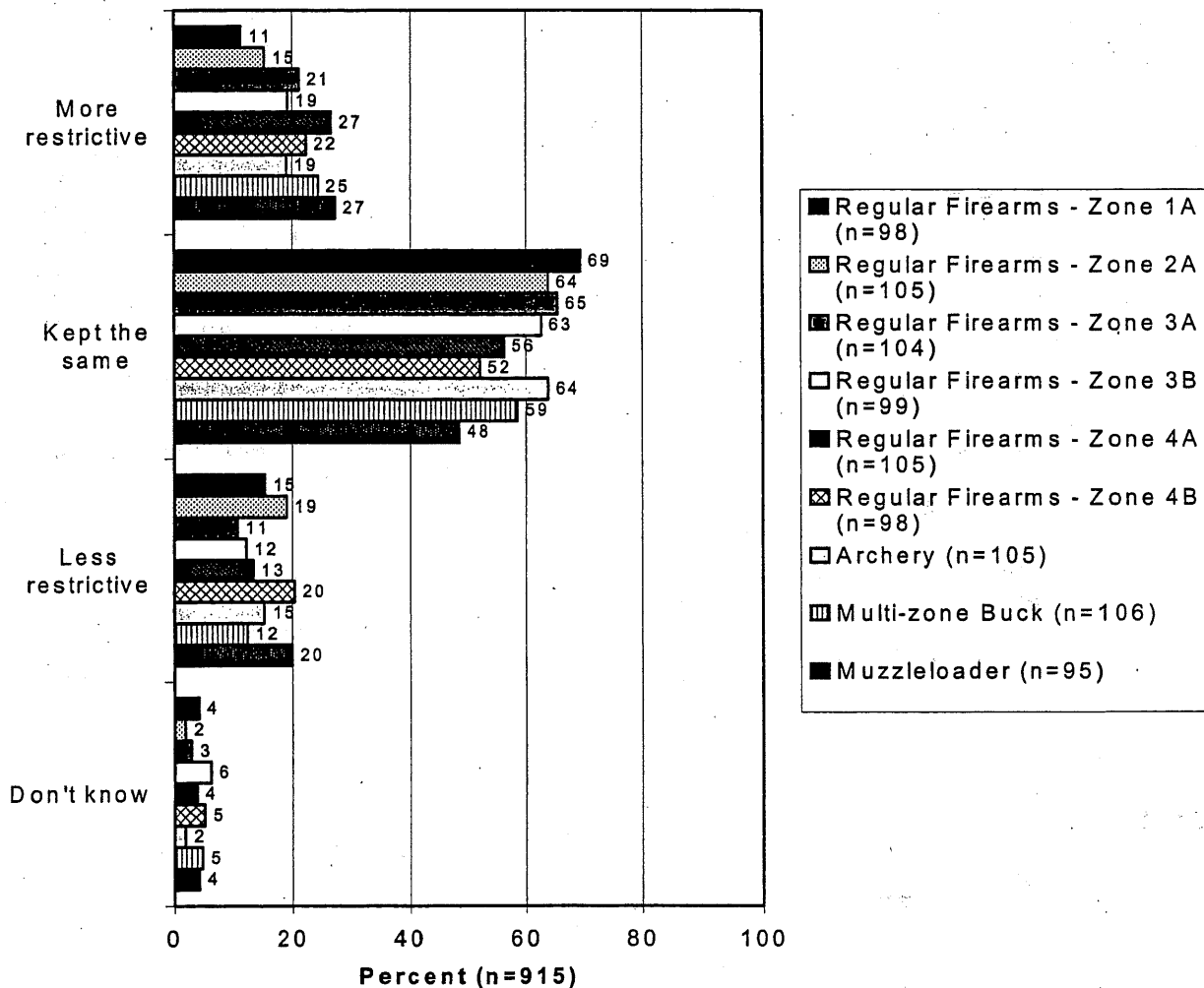
Two groups gave more support than opposition to this proposal: regular firearms Zone 3A hunters (again breaking ranks with their regular firearms counterparts) at 54% support, and archers at 55% support. All other groups gave more opposition than support, including five of them that gave a majority of opposition. The highest opposition came from regular firearms Zone 4A hunters (65% opposing), followed by multi-zone buck hunters (61%), regular firearms Zone 3B hunters (54%), regular firearms Zone 4B hunters (52%), and regular firearms Zone 2A hunters (51%). No other group had a majority in opposition.

Q 114. Would you support or oppose increasing the basic season limit to two deer, if fewer antlerless permits would be available to regular gun hunters? (by license type)



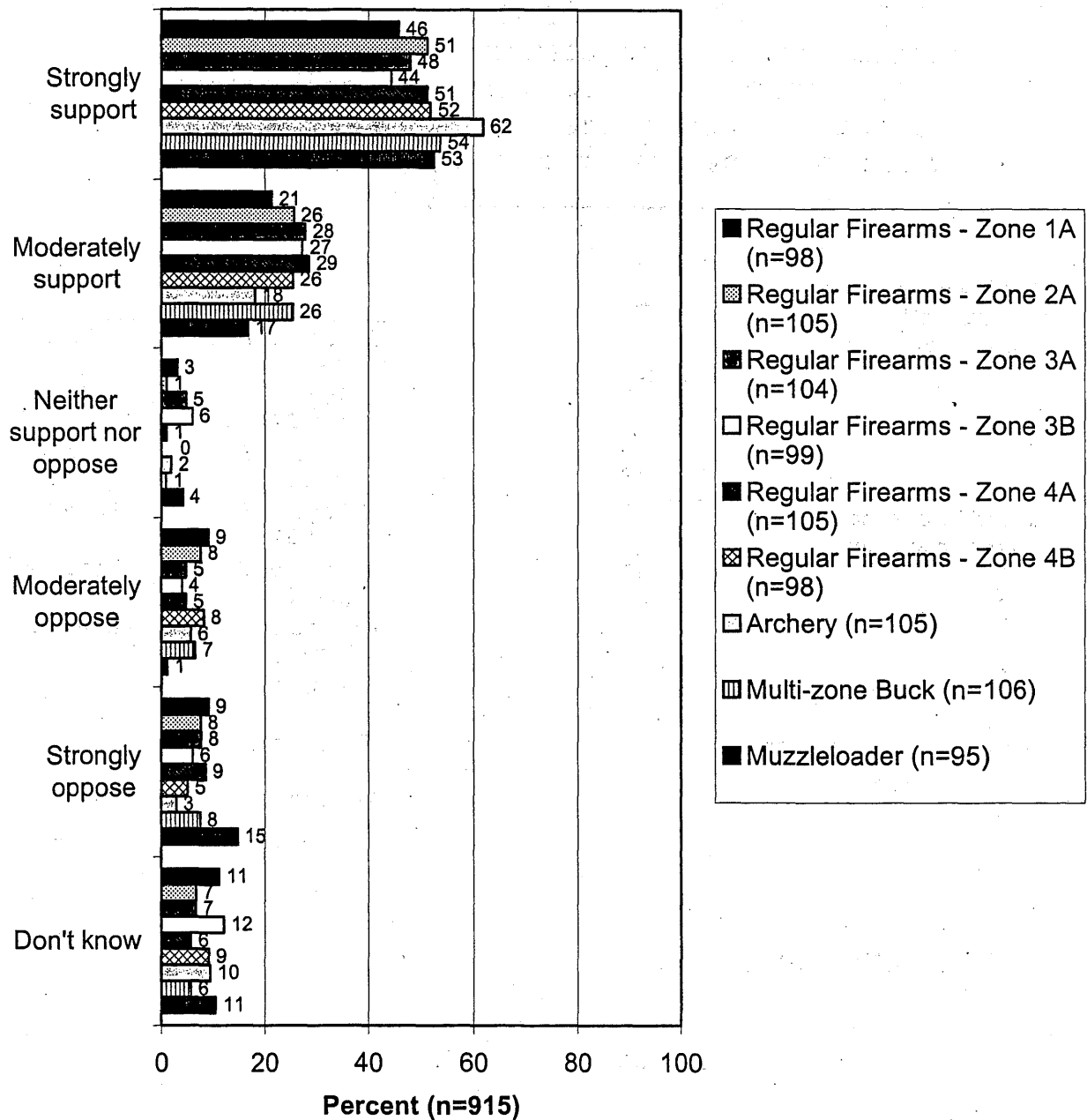
There was some variation among license groups for this question. In particular, muzzleloaders and regular firearms Zone 4A hunter groups had the highest percentage calling for more restrictive ATV regulations (both at 27%), and these same groups have some of the lowest rates of ATV use (5% for muzzleloaders, the lowest; and 11% for regular firearms Zone 4A hunters). However, muzzleloaders also had the highest percentage saying the ATV regulations should be less restrictive (20%). The group with the lowest percentage calling for more restrictions was the regular firearms Zone 1A hunters, with 11% calling for restrictions, and this group has the highest percentage of ATV users at 32%.

Q 118. Do you think that ATV deer hunting rules should be more restrictive, less restrictive, or kept the same? (by license type)



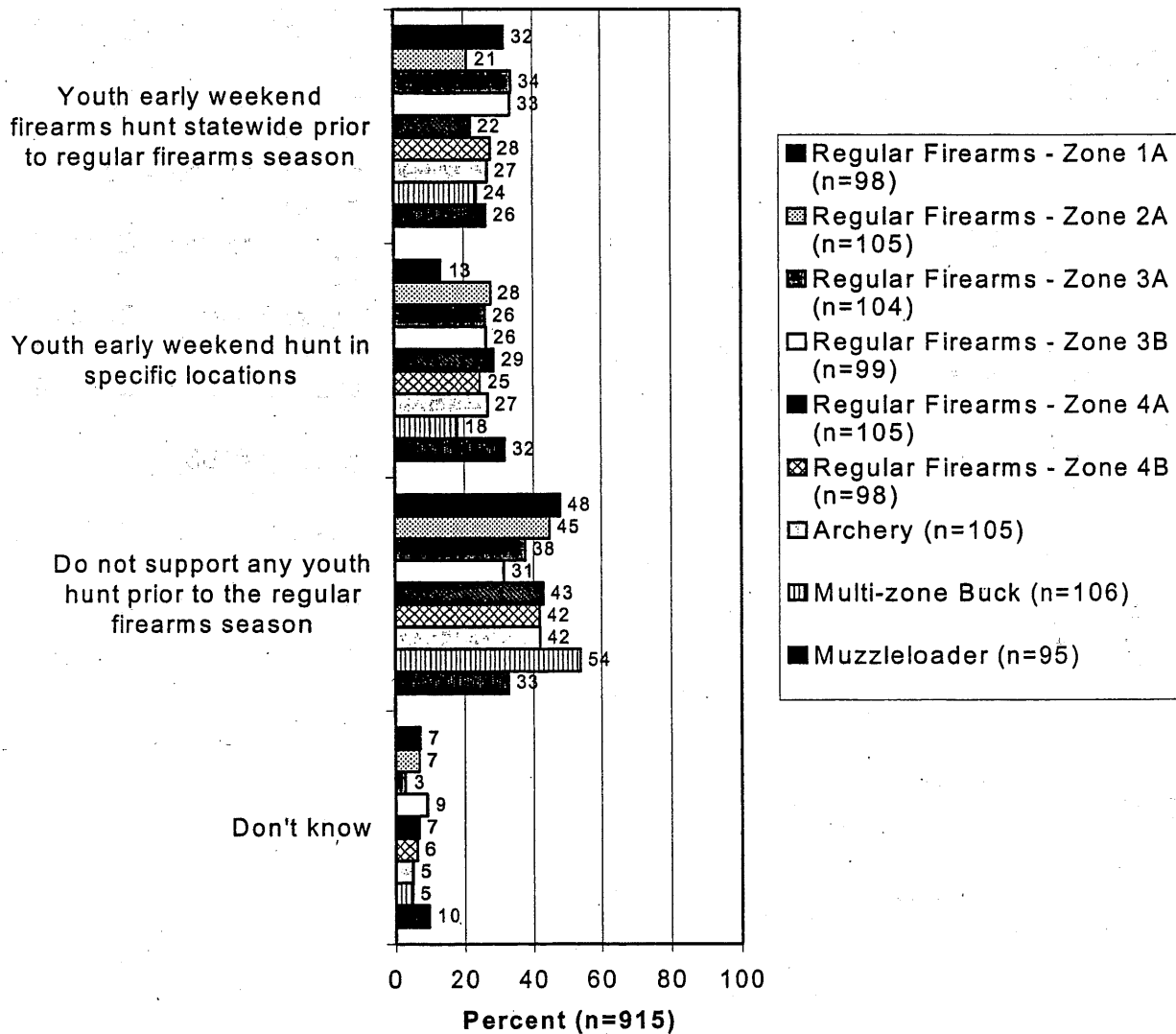
There was little variation among license types regarding this question, with broad support in all license type groups for the current restrictions on ATV use in Wildlife Management Areas.

Q119. Do you support or oppose current restrictions on ATV use on Wildlife Management Areas? (by license type)



The survey found little variation among license groups for this question, with the percentage not supporting any youth hunt prior to the regular firearms season exceeding the percentages for any other response, except for one group: regular firearms Zone 3B had slightly higher percentage supporting (33%) a youth early weekend hunt statewide prior to the regular firearms season, followed closely by those not supporting any youth early hunt prior to the regular firearms season (31%).

Q120. The DNR is considering a youth-only deer hunt to help improve recruitment and retention of deer hunters. Relating to the regular firearms season, please tell me which of the following options appeals most to you. (by license type)

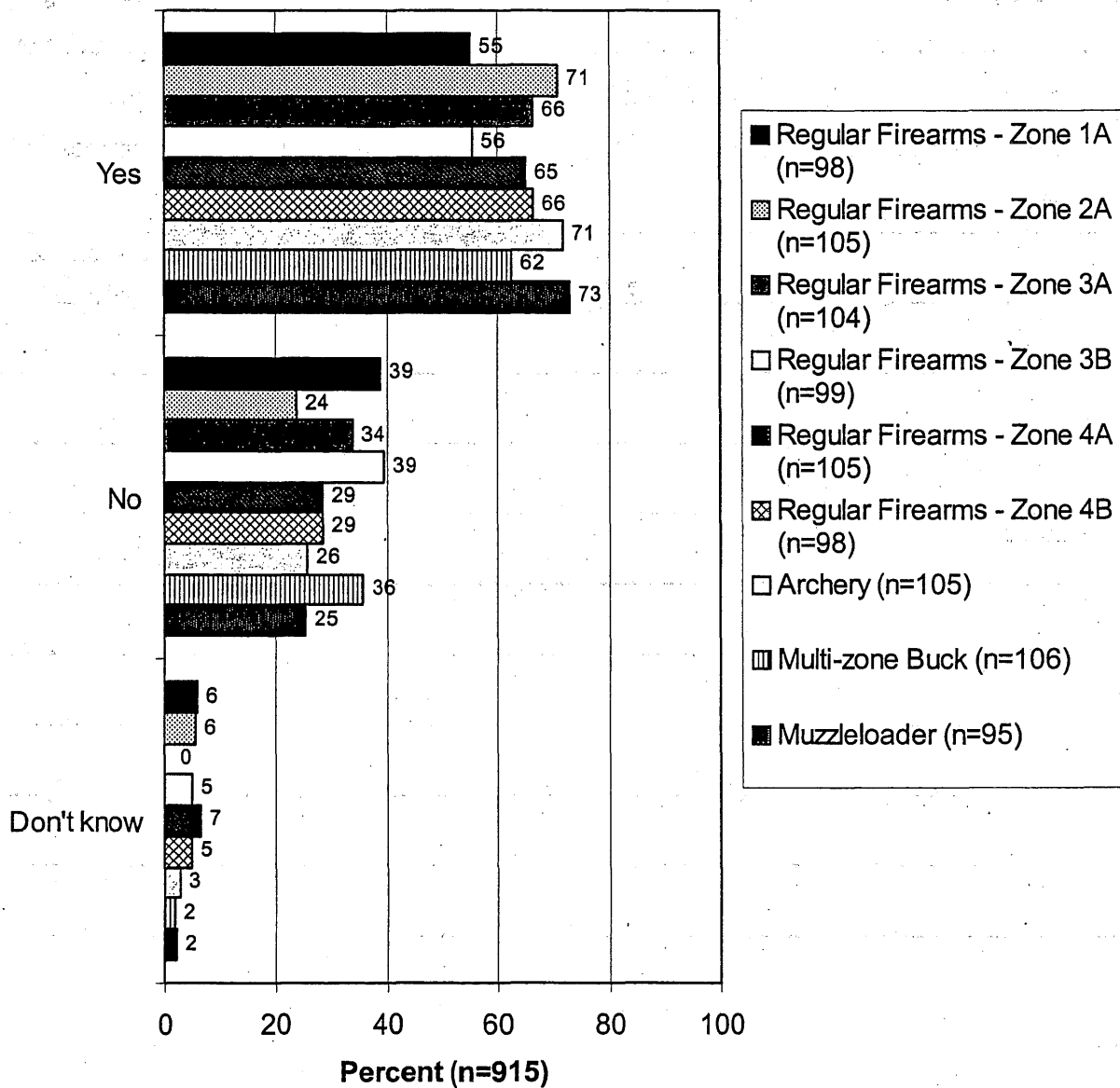


Strategies for Increasing Deer Harvest to Reach Population Objectives

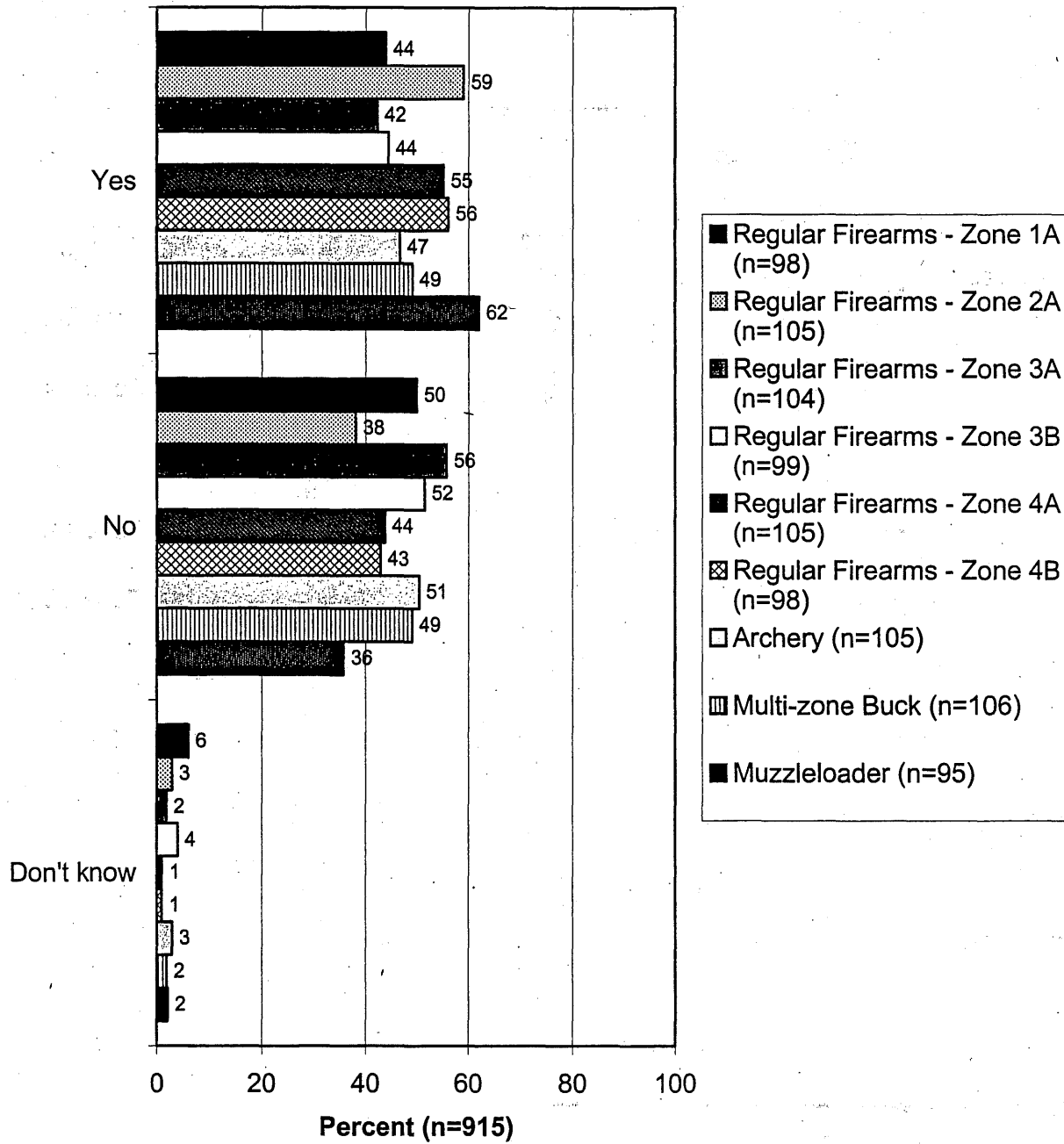
The survey asked four questions about potential strategies to increase deer harvest, where necessary, to reach population objectives. For each group, the proposal for which the highest percentage of respondents indicated that they would harvest more antlerless deer was to have the deer processed and donated to food shelves without a direct cost to the hunter. The proposal for which the second highest percentage of respondents indicated that they would harvest more antlerless deer was to increase the bag limit. The other two proposals (lengthening the season and offering the option to have the deer processed and donated to food shelves for a fee included with the license) would not be as effective, with relatively low rates of respondents indicating that they would increase their harvest of antlerless deer under these proposals. The matrix below shows the percentage of respondents for each license group who indicated that they would increase their harvest of antlerless deer for each proposal, along with the rank of that proposal in parentheses.

	Bag limit increased	Season lengthened	Food shelf-no cost	Food shelf-with license fee
Regular firearms Zone 1A	55 (2)	44 (3)	65 (1)	43 (4)
Regular firearms Zone 2A	71 (1)	59 (3)	71 (1)	45 (4)
Regular firearms Zone 3A	66 (2)	42 (4)	71 (1)	43 (3)
Regular firearms Zone 3B	56 (2)	44 (3)	77 (1)	42 (4)
Regular firearms Zone 4A	65 (2)	55 (3)	74 (1)	43 (4)
Regular firearms Zone 4B	66 (2)	56 (3)	71 (1)	43 (4)
Archers	71 (2)	47 (4)	72 (1)	54 (3)
Multi-zone buck	62 (2)	49 (4)	76 (1)	53 (3)
Muzzleloaders	73 (2)	62 (3)	75 (1)	51 (4)

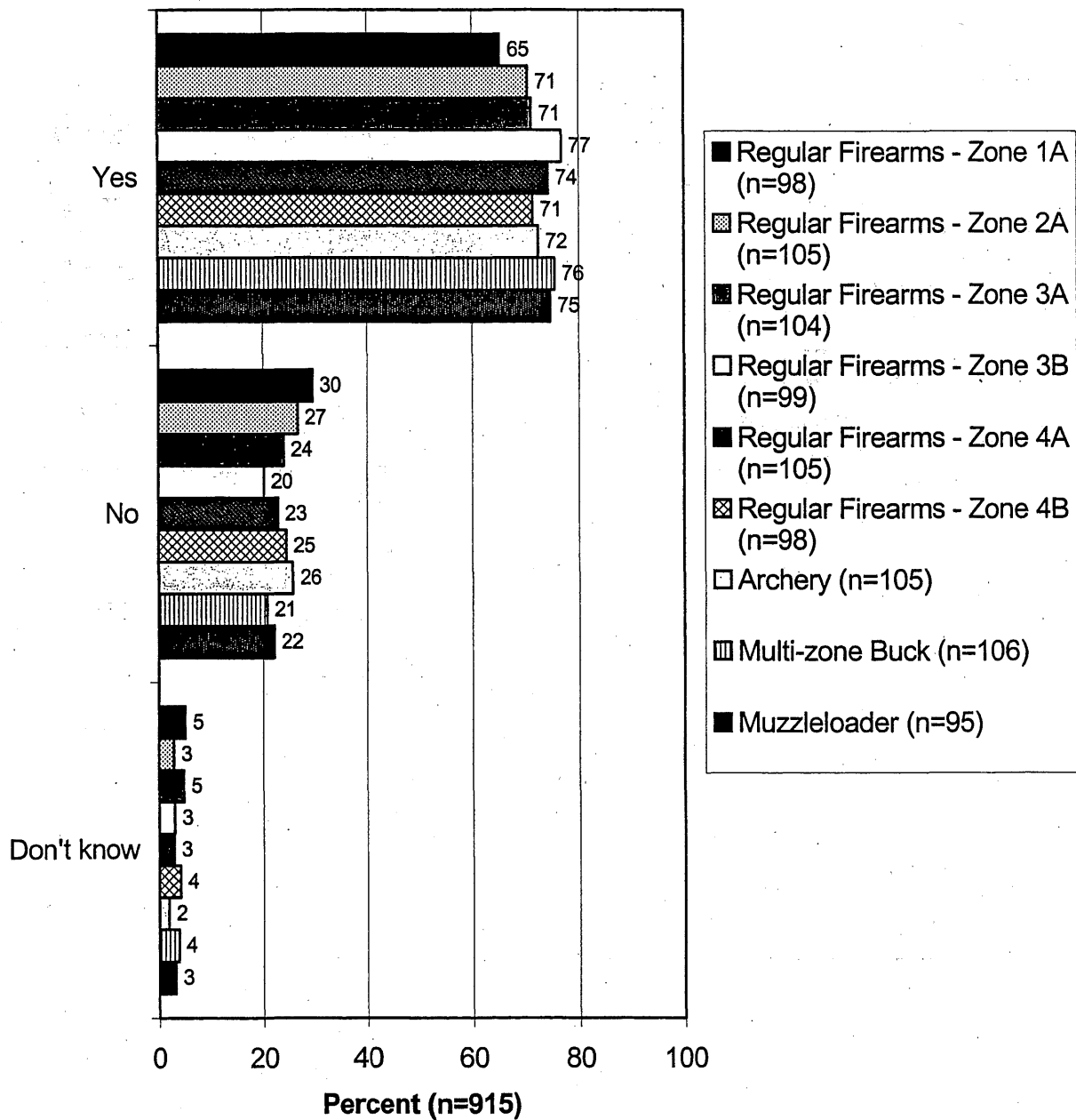
Q121. It may be necessary in some areas to harvest additional antlerless deer to meet population goals. If the bag limits were increased, would this encourage you to harvest more antlerless deer in permit areas where additional deer harvest is needed?



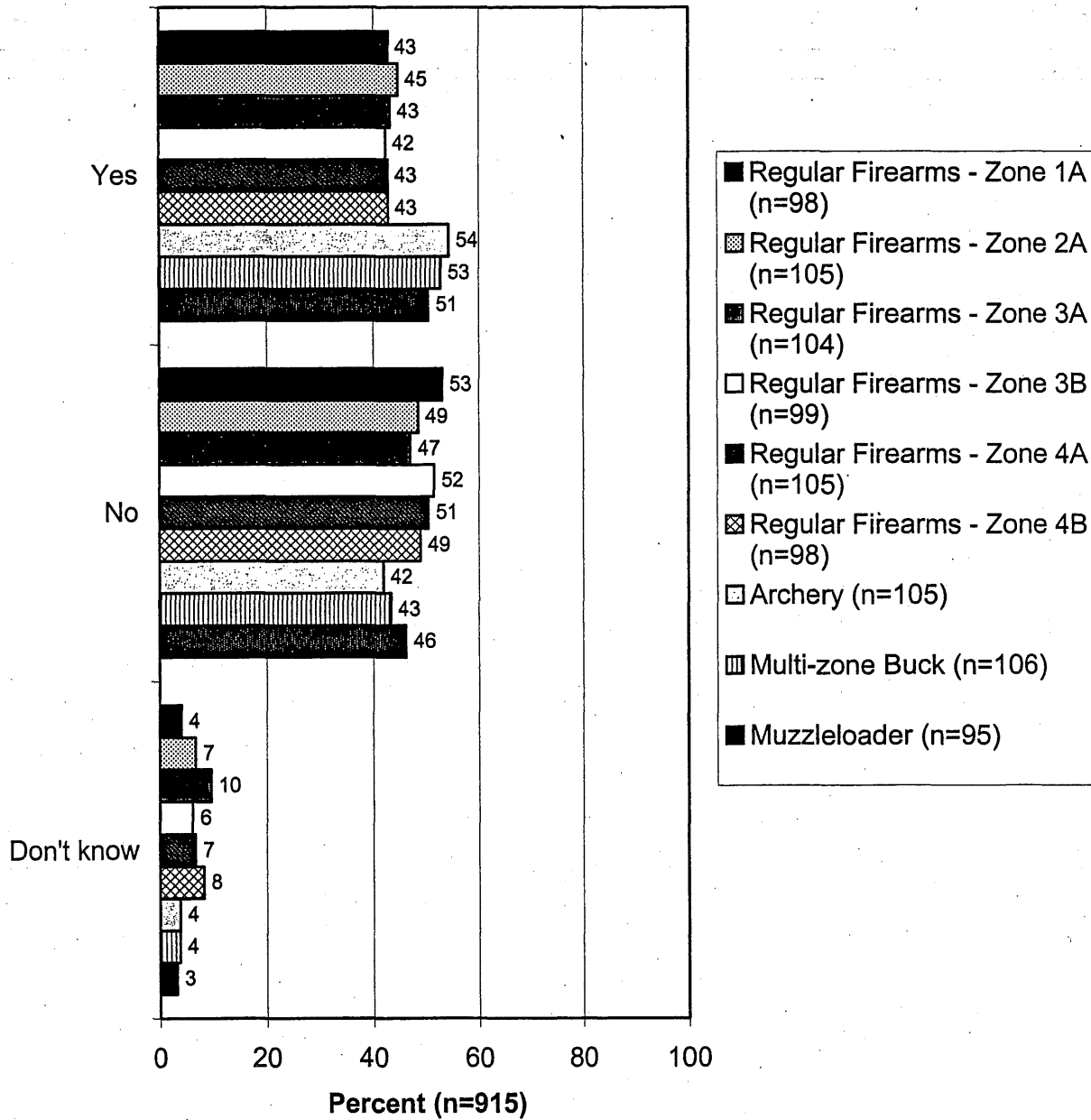
Q122. What if seasons were lengthened. Would this encourage you to harvest more antlerless deer in permit areas where additional deer harvest is needed? (by license type)



Q123. What if you could have the deer processed and donated to food shelves without a direct cost to you? Would this encourage you to harvest more antlerless deer in permit areas where additional deer harvest is needed? (by license type)



**Q124. If you could have deer processed and donated to food shelves for a small fee included in your deer license, would this encourage you to harvest more antlerless deer in permit areas where additional harvest is needed?
(by license type)**



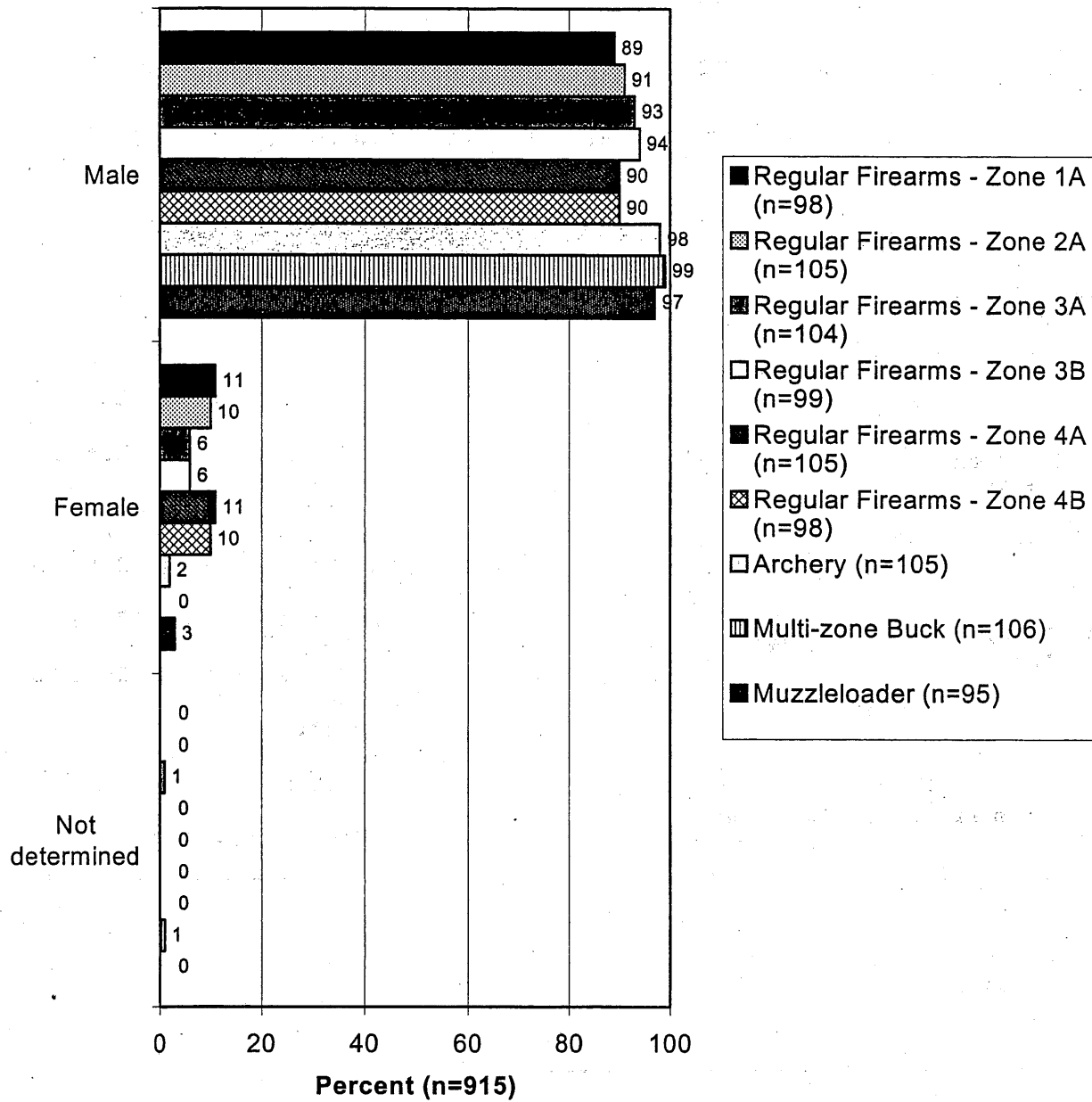
Demographics

The means of the ages of the various license groups are shown in the tabulation below. The results are fairly consistent. The regular firearms Zone 1A hunters have the oldest mean age, and regular firearms Zone 4B have the youngest mean age.

	Regular Firearms Zone 1A	Regular Firearms Zone 2A	Regular Firearms Zone 3A	Regular Firearms Zone 3B	Regular Firearms Zone 4A	Regular Firearms Zone 4B	Archers	Multi- Zone Buck	Muzzle- loaders
Mean	46.15	40.22	43.45	43.15	43.58	38.51	41.95	46.35	42.49
n	94	101	102	95	103	95	103	103	93
St. Dev.	17.22	17.12	14.08	15.48	16.15	15.60	11.91	14.12	11.50

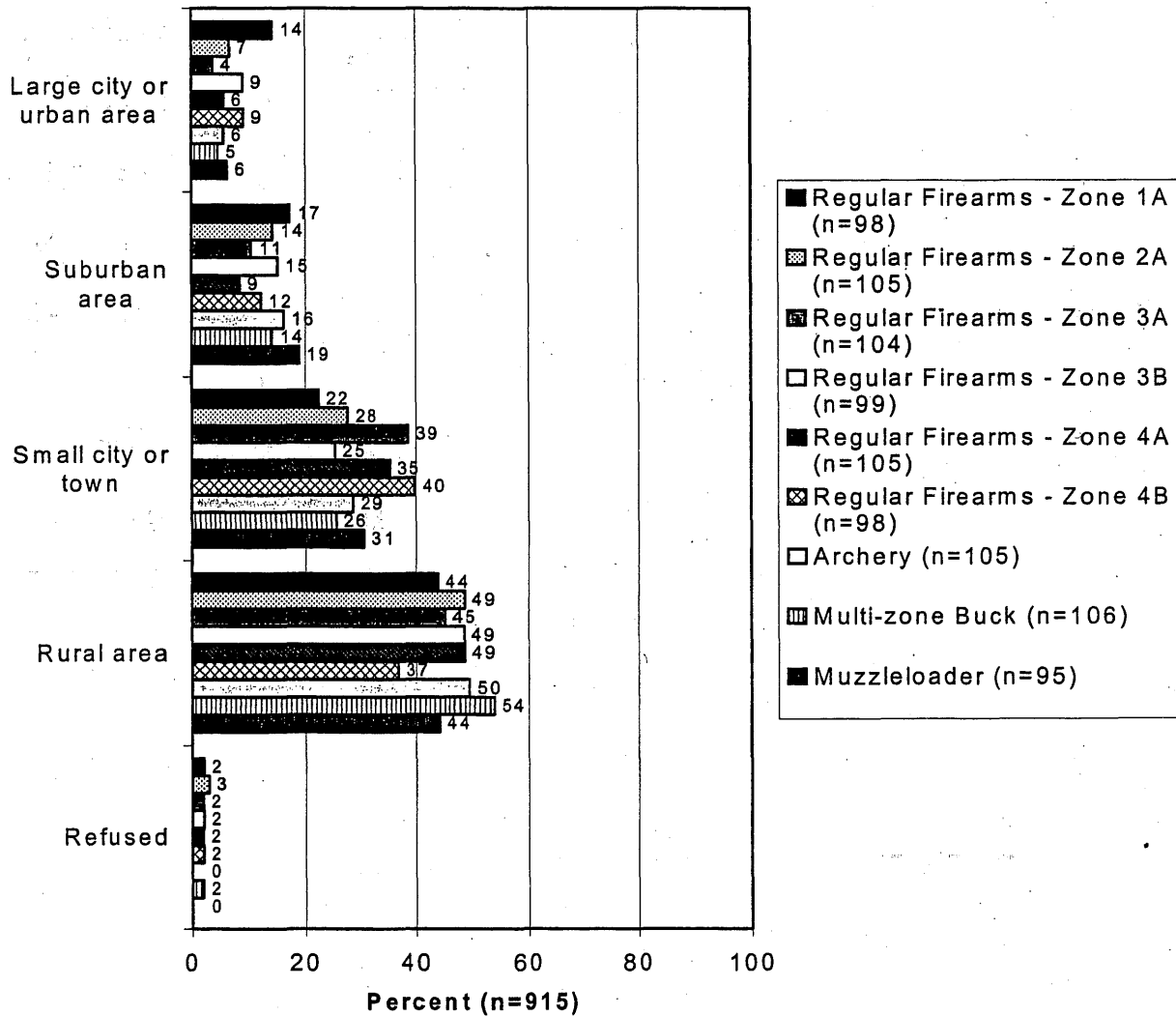
The gender of hunters for each group were overwhelmingly male. No remarkable variation among license types was found.

**Gender of Respondent (by license type)
(not asked of respondent, but recorded
by interviewer)**



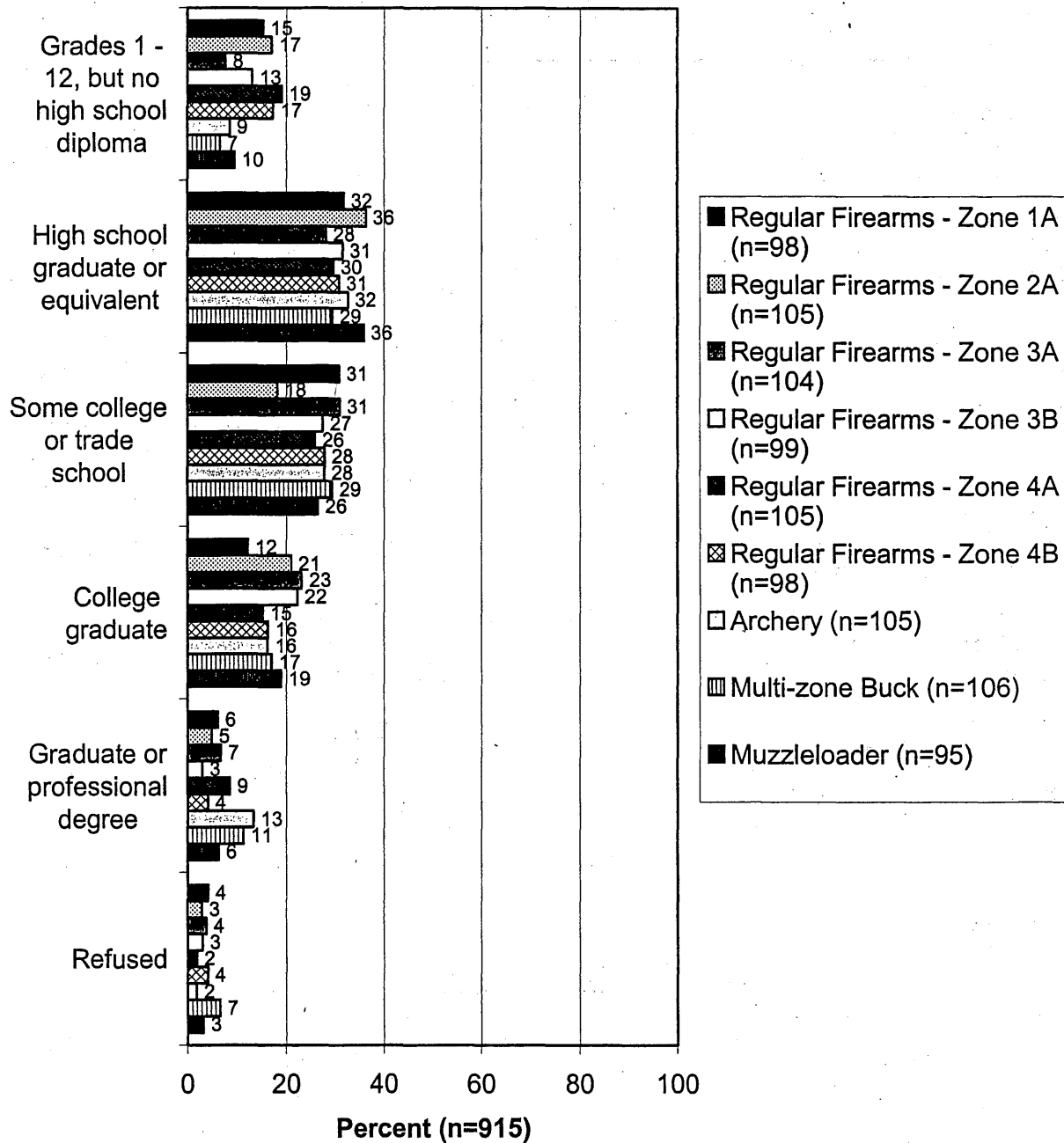
While there were not any large variations among license type groups, the regular firearms Zone 1A group had the highest combined percentage (31%) responding that they lived in a large city or urban area or a suburban area. Muzzleloaders were the next highest group (25%) with combined percentage of the two categories (“large city or urban area” and “suburban area”). The license groups that were the most rural, based on a combination of “small city or town” and “rural area,” were the regular firearms Zone 3A and Zone 4A, each with 84% responding that they lived in a small city or town or a rural area.

Q128. Do you consider your place of residence to be in a large city, a suburban area, a small city/town, or a rural area? (by license type)



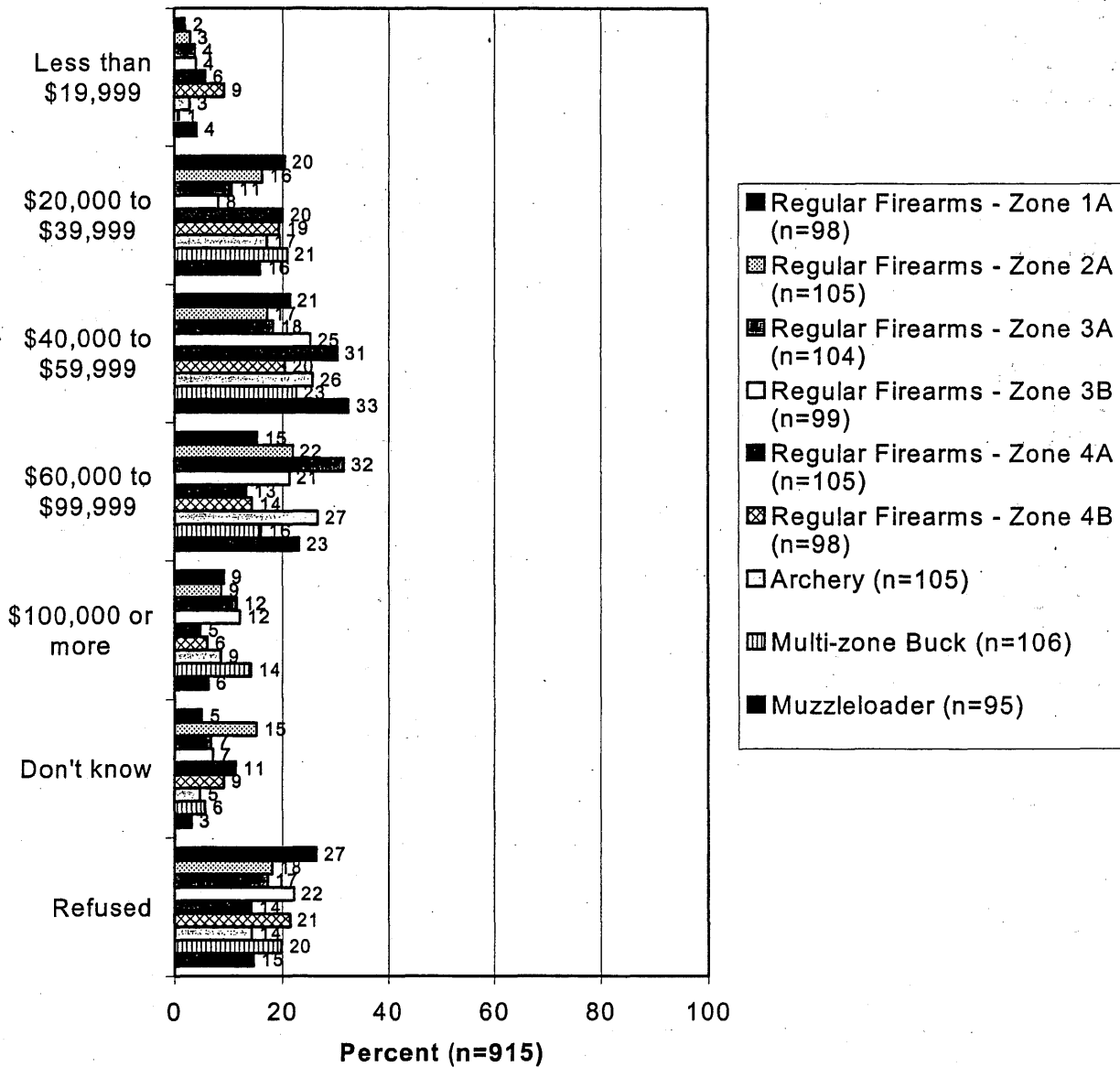
There was no great variation among license types for this demographic characteristic.

Q130. What is the highest grade level you have completed in school? (by license type)



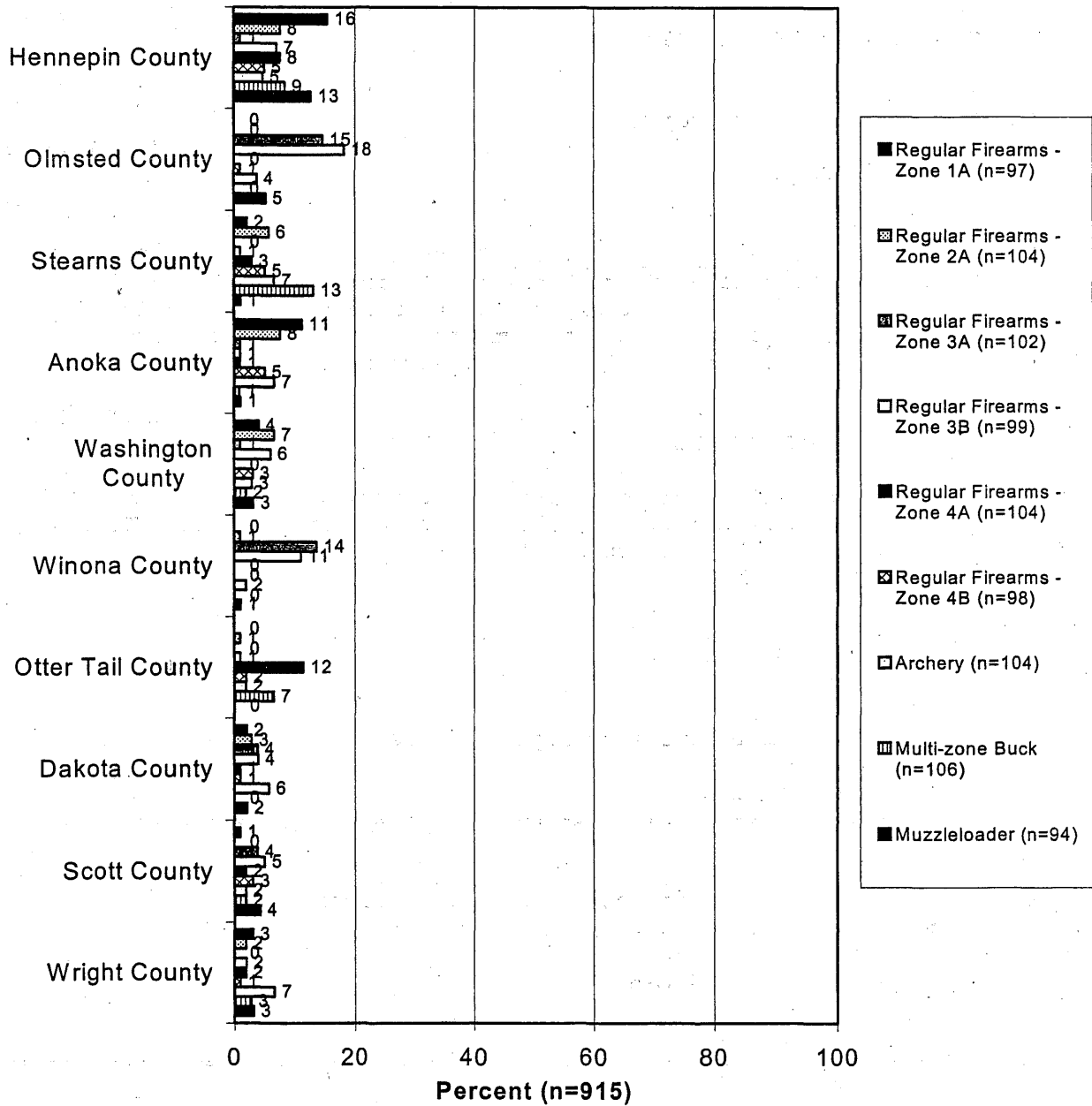
Although there was some variation among license groups, no clear pattern emerged, particularly with the high percentages of those responding that they didn't know or who refused to respond.

Q131. Which of these categories best describes your total household income before taxes last year? (by license type)



The graph below shows the county of residence for only those counties that had more than 3% of the total respondents.

County of Residence (by license type) (graph shows only those counties with 3% or more total respondents)



SURVEY INSTRUMENT

(Note that in the survey instrument, directions to the interviewer are shown. Typically, the directions are not read to the respondent. In directions, "DNR" means "do not read.")

2001 Minnesota DNR Deer Hunter Survey Responsive Management 2001

1. PRESS RETURN WHEN INTERVIEW BEGINS

START

TIMER STARTS AFTER THIS SCREEN

2. Time when interview began

TIME1 1:1-5

|_|_|_|_|_|_|_|

3. Hello, my name is _____, may I speak with _____?
I'm calling on behalf of the Minnesota Department of Natural Resources and we're conducting a survey on deer management in Minnesota. We are not selling anything and your opinions are completely confidential. Do you have some time to answer some questions?

CONPER 1:6-7

(CHECK ONLY ONE ANSWER)

- | | |
|---|---|
| _ | 1. Correct person, good time to do survey (GO TO QUESTION 5) |
| _ | 2. Bad time/schedule recall (CB-do not save) (GO TO QUESTION 4) |
| _ | 3. AM, NA, BZ (do not save) |
| _ | 4. TM |
| _ | 5. RF |
| _ | 6. NE |
| _ | 7. DS |
| _ | 8. BG |
| _ | 9. DL |
| _ | 10. Bad Number (missing digit, begins with zero, etc.) |

SKIP TO QUESTION 138

=====

4. When would be a more convenient time to call you back?
Thank you for your time.

WHENCALL

ENTER DAY AND TIME ON CALLSHEET (CB)

SKIP TO QUESTION 138

=====

5. First, I would just like to verify that you hunted deer in Minnesota during the 2000 season (this past season), is this correct?

VERIFY 1:8

(CHECK ONLY ONE ANSWER)

- 1. Invalid answer. Select another. (GO TO QUESTION 5)
- 2. Yes (GO TO QUESTION 7)
- 3. No
- 4. Don't know

6. Sorry, but right now we can only speak with hunters that hunted deer in Minnesota during the 2000 season. We'd like to thank you for your willingness to help, however.

SORRY

PRESS ENTER TO CONTINUE

SKIP TO QUESTION 138

7. ENTER LICENSE TYPE FROM CALLSHEET.

LICTYPE 1:9-10

(CHECK ONLY ONE ANSWER)

- 1. Invalid answer. Select another. (GO TO QUESTION 7)
- 2. Regular Firearms - Zone 1A
- 3. Regular Firearms - Zone 2A
- 4. Regular Firearms - Zone 3A
- 5. Regular Firearms - Zone 3B
- 6. Regular Firearms - Zone 4A
- 7. Regular Firearms - Zone 4B
- 8. Archery
- 9. Multi-zone Buck
- 10. Muzzleloader
- 11. MISSING: SEE MANAGER

SKIP TO QUESTION 9

8. YOU DID NOT USE SPACE BAR

NOSPAC7

PRESS ENTER TO TRY AGAIN

2001 Minnesota DNR Deer Hunter Survey

Page 3

9. Our records indicate that you had a #7 license for the 2000 deer hunting season in Minnesota. Did you have any other deer licenses in Minnesota for the 2000 hunting season? If yes: Which ones?

READ LIST AS NECESSARY, CHECK IF YES)

PERMIT 1:11-20

(CHECK ALL THAT APPLY)

- | | |
|--------------------------|---|
| <input type="checkbox"/> | 1. Regular Firearms - Zone 1A |
| <input type="checkbox"/> | 2. Regular Firearms - Zone 2A |
| <input type="checkbox"/> | 3. Regular Firearms - Zone 3A |
| <input type="checkbox"/> | 4. Regular Firearms - Zone 3B |
| <input type="checkbox"/> | 5. Regular Firearms - Zone 4A |
| <input type="checkbox"/> | 6. Regular Firearms - Zone 4B |
| <input type="checkbox"/> | 7. Archery |
| <input type="checkbox"/> | 8. Multi-zone Buck |
| <input type="checkbox"/> | 9. Muzzleloader |
| <input type="checkbox"/> | 10. DNR: No, did not have any other licenses. |

IF (#9 = 0) GO TO #8

10. I'd like to begin by asking you some questions about deer management in Minnesota.

Would you say you know a great deal, a moderate amount, a little or nothing about the Department's deer management program?

(READ SCALE AS NECESSARY)

KNOWDEER 1:21

(CHECK ONLY ONE ANSWER)

- | | |
|--------------------------|--|
| <input type="checkbox"/> | 1. Invalid answer. Select another. (GO TO QUESTION 10) |
| <input type="checkbox"/> | 2. A great deal |
| <input type="checkbox"/> | 3. A moderate amount |
| <input type="checkbox"/> | 4. A little |
| <input type="checkbox"/> | 5. Nothing |
| <input type="checkbox"/> | 6. Don't know |

11. And would you rate the Department's deer management program as excellent, good, fair or poor?
(READ SCALE AS NECESSARY)

RATEDEER 1:22

(CHECK ONLY ONE ANSWER)

- 1. Invalid answer. Select another. (GO TO QUESTION 11)
- 2. Excellent
- 3. Good
- 4. Fair
- 5. Poor
- 6. Don't know

12. In the area where you hunt most, do you think there are more deer now compared to 10 years ago, the same number of deer, or do you think there are fewer deer now than 10 years ago?
(READ SCALE AS NECESSARY)

DEERPOP 1:23

(CHECK ONLY ONE ANSWER)

- 1. Invalid answer. Select another. (GO TO QUESTION 12)
- 2. More deer
- 3. The same number
- 4. Fewer deer
- 5. Don't know

13. And in your opinion, should the deer population in that same area you hunt most often be increased, remain the same or be decreased? (READ SCALE AS NECESSARY)

DEERLEV 1:24

(CHECK ONLY ONE ANSWER)

- 1. Invalid answer. Select another. (GO TO QUESTION 13)
- 2. Increased
- 3. Remain the same
- 4. Decreased
- 5. Don't know

14. Now I'd like to ask you a few questions about your hunting experiences in Minnesota during the 2000 season. First, in what county did you deer hunt most in Minnesota in 2000?
(ENTER ? FOR DON'T KNOW)

WHEREHNT 1:25-26

|_|_|

2001 Minnesota DNR Deer Hunter Survey

Page 5

15. Overall, are you satisfied or dissatisfied with your Minnesota deer hunting experiences during the 2000 season?
(READ SCALE AS NECESSARY; PROMPT FOR DEGREE)

HUNTSAT 1:27

(CHECK ONLY ONE ANSWER)

- 1. Invalid answer. Select another. (GO TO QUESTION 15)
- 2. Very satisfied (GO TO QUESTION 17)
- 3. Somewhat satisfied (GO TO QUESTION 17)
- 4. Neither satisfied nor dissatisfied
- 5. Somewhat dissatisfied (GO TO QUESTION 20)
- 6. Very dissatisfied (GO TO QUESTION 20)
- 7. Don't know

SKIP TO QUESTION 22

16. YOU DID NOT USE SPACE BAR

NOSPAC1

PRESS ENTER TO TRY AGAIN

17. Why are you satisfied with your Minnesota deer hunting experiences during the 2000 season?
(DNR LIST; CHECK ALL THAT APPLY)

WHYSAT 1:28-40

(CHECK ALL THAT APPLY)

- 1. Like the regulations
- 2. Plenty of animals to hunt (quantity of game)
- 3. Plenty of trophy animals to hunt (quality of game)
- 4. Plenty of access on public lands
- 5. Plenty of access on private lands
- 6. Not too many hunters in the field/Not too crowded
- 7. Like the way the DNR manages game
- 8. Hunting areas are aesthetically pleasing
- 9. Positive family experience
- 10. Harvested an animal/Successful hunt
- 11. Weather was good
- 12. Don't know
- 13. Other

IF (#17 = 0) GO TO #16

IF (#17 @ 13) GO TO #18

SKIP TO QUESTION 22

18. ENTER OTHER REASON FOR SATISFACTION WITH HUNTING.
(IN FIRST PERSON; 120 CHAR.)

WHYSATST 2:1-120

SKIP TO QUESTION 22

=====

19. YOU DID NOT USE SPACE BAR

NOSPAC2

PRESS ENTER TO TRY AGAIN

20. Why are you dissatisfied with your Minnesota deer
hunting experiences during the 2000 season?
(DNR LIST; CHECK ALL THAT APPLY)

WHYDIS 3:1-12

(CHECK ALL THAT APPLY)

- 1. Dislike the regulations
- 2. Not enough animals to hunt (quantity of game)
- 3. Not enough trophy animals to hunt (quality of game)
- 4. Not enough access on public lands
- 5. Not enough access on private lands
- 6. Too many hunters in the field/Too crowded
- 7. Dislike the way the DNR manages game
- 8. Hunting areas are not aesthetically pleasing
- 9. Did not harvest an animal/Unsuccessful hunt
- 10. Weather was bad
- 11. Don't know
- 12. Other

IF (#20 = 0) GO TO #19
IF (#20 @ 12) GO TO #21

SKIP TO QUESTION 22

=====

21. ENTER OTHER REASON FOR DISSATISFACTION WITH HUNTING.
(IN FIRST PERSON; 120 CHAR.)

WHYDISST 4:1-120

2001 Minnesota DNR Deer Hunter Survey

22. Did you harvest a deer during the 2000 Minnesota deer season?

KILLDEER 5:1

(CHECK ONLY ONE ANSWER)

- 1. Invalid answer. Select another. (GO TO QUESTION 22)
- 2. Yes
- 3. No
- 4. Don't know

IF (#7 = 2) GO TO #23
 IF (#9 @ 1) GO TO #23
 IF (#7 = 3) GO TO #23
 IF (#9 @ 2) GO TO #23
 IF (#7 = 4) GO TO #23
 IF (#9 @ 3) GO TO #23
 IF (#7 = 5) GO TO #23
 IF (#9 @ 4) GO TO #23
 IF (#7 = 6) GO TO #23
 IF (#9 @ 5) GO TO #23
 IF (#7 = 7) GO TO #23
 IF (#9 @ 6) GO TO #23
 IF (#7 = 8) GO TO #24
 IF (#9 @ 7) GO TO #24
 IF (#7 = 9) GO TO #25
 IF (#9 @ 8) GO TO #25
 IF (#7 = 10) GO TO #26
 IF (#9 @ 9) GO TO #26

SKIP TO QUESTION 27

=====

23. How many days did you hunt deer in Minnesota during the 2000 season with your regular firearms license?

(ENTER ? FOR DON'T KNOW)

DAYSRF 5:2-4

|_|_|_| days

IF (#7 = 8) GO TO #24
 IF (#9 @ 7) GO TO #24
 IF (#7 = 9) GO TO #25
 IF (#9 @ 8) GO TO #25
 IF (#7 = 10) GO TO #26
 IF (#9 @ 9) GO TO #26

SKIP TO QUESTION 27

=====

24. How many days did you hunt deer in Minnesota during the 2000 season with your archery license? (ENTER ? FOR DON'T KNOW)

DAYSBOW 5:5-7

|_|_|_| days

IF (#7 = 9) GO TO #25
IF (#9 @ 8) GO TO #25
IF (#7 = 10) GO TO #26
IF (#9 @ 9) GO TO #26

SKIP TO QUESTION 27

25. How many days did you hunt deer in Minnesota during the 2000 season with your multi-zone buck license? (ENTER ? FOR DON'T KNOW)

DAYSMBZ 5:8-10

|_|_|_| days

IF (#7 = 10) GO TO #26
IF (#9 @ 9) GO TO #26

SKIP TO QUESTION 27

26. How many days did you hunt deer in Minnesota during the 2000 season with your muzzleloader license? (ENTER ? FOR DON'T KNOW)

DAYSML 5:11-13

|_|_|_| days

27. Would you say you are satisfied or dissatisfied with the number of adult bucks in the area where you hunted most often last season? (READ SCALE AS NECESSARY; PROMPT FOR DEGREE)

BUCKNUM 5:14

(CHECK ONLY ONE ANSWER)

- 1. Invalid answer. Select another. (GO TO QUESTION 27)
2. Very satisfied
3. Somewhat satisfied
4. Neither satisfied nor dissatisfied
5. Somewhat dissatisfied
6. Very dissatisfied
7. Don't know

2001 Minnesota DNR Deer Hunter Survey

Page 9

28. Would you say you are satisfied or dissatisfied with the quality of adult bucks in the area where you hunted most often during the 2000 season?

(READ SCALE AS NECESSARY; PROMPT FOR DEGREE)

BUCKRATE 5:15

(CHECK ONLY ONE ANSWER)

- 1. Invalid answer. Select another. (GO TO QUESTION 28)
- 2. Very satisfied
- 3. Somewhat satisfied
- 4. Neither satisfied nor dissatisfied
- 5. Somewhat dissatisfied
- 6. Very dissatisfied
- 7. Don't know

29. Would you say you are satisfied or dissatisfied with the number of antlerless deer in the area where you hunted most often last season? (READ SCALE AS NECESSARY; PROMPT FOR DEGREE)

DOENUM 5:16

(CHECK ONLY ONE ANSWER)

- 1. Invalid answer. Select another. (GO TO QUESTION 29)
- 2. Very satisfied
- 3. Somewhat satisfied
- 4. Neither satisfied nor dissatisfied
- 5. Somewhat dissatisfied
- 6. Very dissatisfied
- 7. Don't know

30. Now I have several statements about your impressions of the area you hunted most often last season. Please tell me if you agree or disagree with each statement.

Do you agree or disagree that there were enough deer in the area? (READ SCALE AS NECESSARY; PROMPT FOR DEGREE)

ENUFDEER 5:17

(CHECK ONLY ONE ANSWER)

- 1. Invalid answer. Select another. (GO TO QUESTION 30)
- 2. Strongly agree
- 3. Moderately agree
- 4. Neither agree nor disagree
- 5. Moderately disagree
- 6. Strongly disagree
- 7. Don't know

31. Do you agree or disagree that there were too many other hunters in the area?

(READ SCALE AS NECESSARY; PROMPT FOR DEGREE)

TOOMANY 5:18

(CHECK ONLY ONE ANSWER)

- 1. Invalid answer. Select another. (GO TO QUESTION 31)
- 2. Strongly agree
- 3. Moderately agree
- 4. Neither agree nor disagree
- 5. Moderately disagree
- 6. Strongly disagree
- 7. Don't know

32. Do you agree or disagree that you had heard about or seen big bucks in the area?

(READ SCALE AS NECESSARY; PROMPT FOR DEGREE)

SEEBUCKS 5:19

(CHECK ONLY ONE ANSWER)

- 1. Invalid answer. Select another. (GO TO QUESTION 32)
- 2. Strongly agree
- 3. Moderately agree
- 4. Neither agree nor disagree
- 5. Moderately disagree
- 6. Strongly disagree
- 7. Don't know

33. Now I'm going to read a list of several reasons why people may choose an area to hunt. Please tell me if each reason was a major consideration, a minor consideration or not a consideration at all, when you selected the area where you hunted most often last season in Minnesota.

First, was choosing an area to hunt because it was close to your home a major consideration, a minor consideration or not a consideration at all when you selected an area to hunt last season? (READ SCALE AS NECESSARY; PROMPT FOR DEGREE)

CLOSEHOM 5:20

(CHECK ONLY ONE ANSWER)

- 1. Invalid answer. Select another. (GO TO QUESTION 33)
- 2. Major consideration
- 3. Minor consideration
- 4. Not a consideration
- 5. Don't know

2001 Minnesota DNR Deer Hunter Survey

Page 11

34. Was choosing an area to hunt because you had hunted the area before a major consideration, a minor consideration or not a consideration at all when you selected an area to hunt last season? (READ SCALE AS NECESSARY; PROMPT FOR DEGREE)

HUNTB4 5:21

(CHECK ONLY ONE ANSWER)

1. Invalid answer. Select another. (GO TO QUESTION 34)
 2. Major consideration
 3. Minor consideration
 4. Not a consideration
 5. Don't know

35. What about because you thought there were a lot of deer in the area? (Was that a major consideration, a minor consideration or not a consideration at all when selecting an area to hunt last season?) (READ SCALE AS NECESSARY; PROMPT FOR DEGREE)

LOTSDEER 5:22

(CHECK ONLY ONE ANSWER)

1. Invalid answer. Select another. (GO TO QUESTION 35)
 2. Major consideration
 3. Minor consideration
 4. Not a consideration
 5. Don't know

36. What about because you thought there were few other hunters in the area? (Was that a major consideration, a minor consideration or not a consideration at all when selecting an area to hunt last season?) (READ SCALE AS NECESSARY; PROMPT FOR DEGREE)

FEWHUNT 5:23

(CHECK ONLY ONE ANSWER)

1. Invalid answer. Select another. (GO TO QUESTION 36)
 2. Major consideration
 3. Minor consideration
 4. Not a consideration
 5. Don't know

37. What about because the area was open to public hunting? (Was that a major consideration, a minor consideration or not a consideration at all when selecting an area to hunt last season?) (READ SCALE AS NECESSARY; PROMPT FOR DEGREE)

GAINACC 5:24

(CHECK ONLY ONE ANSWER)

- 1. Invalid answer. Select another. (GO TO QUESTION 37)
- 2. Major consideration
- 3. Minor consideration
- 4. Not a consideration
- 5. Don't know

38. What about because you thought there were large antlered bucks in the area? (Was that a major consideration, a minor consideration or not a consideration at all when selecting an area to hunt last season?)

(READ SCALE AS NECESSARY; PROMPT FOR DEGREE)

BIGBUCKS 5:25

(CHECK ONLY ONE ANSWER)

- 1. Invalid answer. Select another. (GO TO QUESTION 38)
- 2. Major consideration
- 3. Minor consideration
- 4. Not a consideration
- 5. Don't know

39. What about because of the area's season dates? (Was that a major consideration, a minor consideration or not a consideration at all when selecting an area to hunt last season?) (READ SCALE AS NECESSARY; PROMPT FOR DEGREE)

SCHEDULE 5:26

(CHECK ONLY ONE ANSWER)

- 1. Invalid answer. Select another. (GO TO QUESTION 39)
- 2. Major consideration
- 3. Minor consideration
- 4. Not a consideration
- 5. Don't know

2001 Minnesota DNR Deer Hunter Survey

Page 13

40. On what type of land do you primarily deer hunt in Minnesota?
(DNR LIST; CHECK ONLY ONE ANSWER)

TYPELAND 5:27-28

(CHECK ONLY ONE ANSWER)

- 1. Invalid answer. Select another. (GO TO QUESTION 40)
- 2. State Wildlife Management Area
- 3. State Forest
- 4. National Forest
- 5. County Forest
- 6. Other public land
- 7. Special park hunts
- 8. Private land (respondent's own property)
- 9. Private land (property of respondent's family or friend)
- 10. Private land (leased for hunting)
- 11. Private land (other)
- 12. National Wildlife Refuge
- 13. Federal Waterfowl Production Area
- 14. Don't hunt on one particular type of land
- 15. Don't know

41. During the past 3 years have you hunted deer on a Minnesota State Wildlife Management Area (WMA)?

WMALAND 5:29

(CHECK ONLY ONE ANSWER)

- 1. Invalid answer. Select another. (GO TO QUESTION 41)
- 2. Yes
- 3. No
- 4. Don't know

42. When you deer hunt in Minnesota, do you usually hunt alone or with a group?

HUNTWITH 5:30

(CHECK ONLY ONE ANSWER)

- 1. Invalid answer. Select another. (GO TO QUESTION 42)
- 2. Alone
- 3. With a group (GO TO QUESTION 43)
- 4. Both about equally (GO TO QUESTION 43)
- 5. Don't know

SKIP TO QUESTION 44

=====

43. On average, how large of a group do you usually hunt with in Minnesota? (ENTER ? FOR DON'T KNOW)

PRTYSIZE 5:31-33

|_|_|_|

44. Would you say you hunt from a tree stand always, sometimes, rarely or never? (READ SCALE AS NECESSARY)

TREESTND 5:34

(CHECK ONLY ONE ANSWER)

- 1. Invalid answer. Select another. (GO TO QUESTION 44)
- 2. Always
- 3. Sometimes
- 4. Rarely
- 5. Never
- 6. Don't know

45. Now I'm going to read you some reasons why people might deer hunt. Please tell me which reason BEST describes why you, personally, deer hunt.

(READ LIST; CHECK ONLY ONE ANSWER)

WHYHUNT 5:35-36

(CHECK ONLY ONE ANSWER)

- 1. Invalid answer. Select another. (GO TO QUESTION 45)
- 2. For the meat
- 3. To be with family and friends
- 4. For the sport or recreation
- 5. To be close to nature
- 6. For the relaxation
- 7. To protect your crops and property from damage
- 8. For the tradition
- 9. For prestige
- 10. (DNR: None of these)

46. Now I'd like to talk to you about various deer hunting approaches in Minnesota. I'd like for you to tell me which ONE of the following best describes your deer hunting approach in Minnesota.

Would you say you: hunt exclusively for large antlered bucks during the entire deer season, do you hunt for large antlered bucks early in the season but will shoot any legal deer later, do you shoot any antlered buck, do you shoot the first legal deer that offers a good shot, or do you shoot only antlerless deer? (READ LIST AS NECESSARY; CHECK ONLY ONE ANSWER)

STRATEGY 5:37

(CHECK ONLY ONE ANSWER)

- 1. Invalid answer. Select another. (GO TO QUESTION 46)
- 2. Hunt for large antlered bucks during entire season
- 3. Hunt for large antlered bucks early/shoot any legal deer later
- 4. Shoot any antlered buck
- 5. Shoot the first legal deer that offers a good shot
- 6. Shoot only antlerless deer
- 7. DNR: Other (GO TO QUESTION 47)
- 8. Don't know

SKIP TO QUESTION 48

=====

47. ENTER OTHER STRATEGY FOR HUNTING DEER IN MINNESOTA. (IN FIRST PERSON; 120 CHAR.)

OTHSTRAT 6:1-120

48. How familiar are you with the deer management philosophy called Quality Deer Management? Would you say you are very familiar, somewhat familiar or not at all familiar with Quality Deer Management? (READ SCALE AS NECESSARY)

KNOWQDM 7:1

(CHECK ONLY ONE ANSWER)

- 1. Invalid answer. Select another. (GO TO QUESTION 48)
- 2. Very familiar
- 3. Somewhat familiar
- 4. Not at all familiar
- 5. Don't know

SKIP TO QUESTION 50

49. YOU DID NOT USE SPACE BAR

NOSPAC3

PRESS ENTER TO TRY AGAIN

50. Quality Deer Management is a popular term used in deer management today. However, the word "quality" means different things to different people. What exactly does Quality Deer Management mean to you? (DNR LIST; CHECK ALL THAT APPLY)

DEFQDM 7:2-10

(CHECK ALL THAT APPLY)

- 1. Balanced sex ratio (one buck for every one doe)
- 2. Larger, older deer
- 3. An abundance of deer
- 4. Large bodied bucks
- 5. Bucks with large antlers
- 6. Bucks with large antler spreads
- 7. Less competition with other hunters
- 8. Don't know
- 9. Other

IF (#50 = 0) GO TO #49

IF (#50 @ 9) GO TO #51

SKIP TO QUESTION 53

51. ENTER OTHER MEANING FOR QDM.
(IN FIRST PERSON; 120 CHAR.)

DEFQDMST 8:1-120

SKIP TO QUESTION 53

=====

52. YOU DID NOT USE SPACE BAR

NOSPAC4

PRESS ENTER TO TRY AGAIN

53. Now I'm going to read you a list of several types of
deer and I want to know if you consider each one to
be a quality deer. (READ LIST; CHECK IF YES)

QUALDR 9:1-8

(CHECK ALL THAT APPLY)

- 1. Any legal deer?
- 2. A large doe?
- 3. Any antlered buck?
- 4. A buck with 8 or more points?
- 5. A buck with a 16 inch or greater inside spread?
- 6. A hunter's first deer?
- 7. DNR: Other
- 8. DNR: Don't know

IF (#53 = 0) GO TO #52

IF (#53 @ 7) GO TO #54

SKIP TO QUESTION 55

=====

54. ENTER OTHER TYPES OF QUALITY DEER
(IN FIRST PERSON; 120 CHAR.)

QUALDRST 10:1-120

55. Would you support or oppose a regulation protecting small-antlered bucks in exchange for increased odds of shooting larger-antlered bucks in later years? (READ SCALE AS NECESSARY; PROMPT FOR DEGREE)

ODDS 11:1

(CHECK ONLY ONE ANSWER)

- 1. Invalid answer. Select another. (GO TO QUESTION 55)
- 2. Strongly support
- 3. Moderately support
- 4. Neither support nor oppose
- 5. Moderately oppose
- 6. Strongly oppose
- 7. Don't know

56. Would you support or oppose the DNR managing for large antlered bucks, if it meant fewer overall deer? (READ SCALE AS NECESSARY; PROMPT FOR DEGREE)

MNGBIG 11:2

(CHECK ONLY ONE ANSWER)

- 1. Invalid answer. Select another. (GO TO QUESTION 56)
- 2. Strongly support
- 3. Moderately support
- 4. Neither support nor oppose
- 5. Moderately oppose
- 6. Strongly oppose
- 7. Don't know

57. Would you support or oppose the DNR managing for large antlered bucks, if it meant that the overall deer population would be less productive, meaning it would take longer for recovery after severe winters? (READ SCALE AS NECESSARY; PROMPT FOR DEGREE)

LESSPROD 11:3

(CHECK ONLY ONE ANSWER)

- 1. Invalid answer. Select another. (GO TO QUESTION 57)
- 2. Strongly support
- 3. Moderately support
- 4. Neither support nor oppose
- 5. Moderately oppose
- 6. Strongly oppose
- 7. Don't know

58. Most Quality Deer Management programs focus on protection of younger bucks to increase the number of older large-antlered bucks. There are several ways this might be accomplished. I'm going to read a list of ways this could be attempted, and I would like for you to tell me if you support or oppose each one as a way to manage deer in Minnesota.

Would you support or oppose limiting the number of days within a deer season that antlered bucks may be taken as a way to protect bucks? (READ SCALE AS NECESSARY; PROMPT FOR DEGREE)

LIMITDAY 11:4

(CHECK ONLY ONE ANSWER)

- 1. Invalid answer. Select another. (GO TO QUESTION 58)
- 2. Strongly support
- 3. Moderately support
- 4. Neither support nor oppose
- 5. Moderately oppose
- 6. Strongly oppose
- 7. Don't know

59. Would you support or oppose limiting the number of hunters that are allowed to take antlered bucks as a way to protect bucks? (READ SCALE AS NECESSARY; PROMPT FOR DEGREE)

LIMITHNT 11:5

(CHECK ONLY ONE ANSWER)

- 1. Invalid answer. Select another. (GO TO QUESTION 59)
- 2. Strongly support
- 3. Moderately support
- 4. Neither support nor oppose
- 5. Moderately oppose
- 6. Strongly oppose
- 7. Don't know

60. Would you support or oppose limiting the size of bucks that hunters may take through antler point restrictions as a way to protect younger bucks?

(READ SCALE AS NECESSARY; PROMPT FOR DEGREE)

LIMITSIZ 11:6

(CHECK ONLY ONE ANSWER)

- 1. Invalid answer. Select another. (GO TO QUESTION 60)
- 2. Strongly support
- 3. Moderately support
- 4. Neither support nor oppose
- 5. Moderately oppose
- 6. Strongly oppose
- 7. Don't know

61. If such an antler point restriction was applied, how many total points should a buck have in order to be legally harvested?

(ENTER ? FOR DON'T KNOW)

NUMPTS 11:7-8

|| total points

62. Would you support or oppose opening the firearms season after the peak of the rut (mid November), as a way to protect bucks?

(READ SCALE AS NECESSARY; PROMPT FOR DEGREE)

AFTERRUT 11:9

(CHECK ONLY ONE ANSWER)

- 1. Invalid answer. Select another. (GO TO QUESTION 62)
- 2. Strongly support
- 3. Moderately support
- 4. Neither support nor oppose
- 5. Moderately oppose
- 6. Strongly oppose
- 7. Don't know

63. Would you support or oppose eliminating party hunting, as a way to protect antlered bucks?
(READ SCALE AS NECESSARY; PROMPT FOR DEGREE)

PRTYHUNT 11:10

(CHECK ONLY ONE ANSWER)

1. Invalid answer. Select another. (GO TO QUESTION 63)
 2. Strongly support
 3. Moderately support
 4. Neither support nor oppose
 5. Moderately oppose
 6. Strongly oppose
 7. Don't know

64. In areas which could support additional harvest, would you support or oppose requiring hunters to shoot an antlerless deer prior to shooting an adult buck?
(READ SCALE AS NECESSARY; PROMPT FOR DEGREE)

DOEB4BCK 11:11

(CHECK ONLY ONE ANSWER)

1. Invalid answer. Select another. (GO TO QUESTION 64)
 2. Strongly support
 3. Moderately support
 4. Neither support nor oppose
 5. Moderately oppose
 6. Strongly oppose
 7. Don't know

65. Would you prefer to see Quality Deer Management applied statewide, zone wide, by individual antlerless permit area, by individual management area such as a State Wildlife Management area, or are you opposed to all Quality Deer Management? (READ LIST AS NECESSARY)

WHRQDM 11:12

(CHECK ONLY ONE ANSWER)

1. Invalid answer. Select another. (GO TO QUESTION 65)
 2. Statewide
 3. Zone wide
 4. By individual antlerless permit area
 5. By individual management area such as a State Wildlife Mgmt. Area
 6. Opposed to all QDM
 7. DNR: Don't know

66. How likely would you be to pay an additional fee to the state to hunt in areas specifically managed for older, large antlered bucks? (READ LIST AS NECESSARY; PROMPT FOR DEGREE)

BIGFEE 11:13

(CHECK ONLY ONE ANSWER)

- 1. Invalid answer. Select another. (GO TO QUESTION 66)
- 2. Very likely
- 3. Somewhat likely
- 4. Not at all likely
- 5. Don't know

67. Now I'd like to talk to you about hunting access. Overall, do you think the amount of public lands in Minnesota available for deer hunting is excellent, good, fair or poor? (READ SCALE AS NECESSARY)

PUBACC 11:14

(CHECK ONLY ONE ANSWER)

- 1. Invalid answer. Select another. (GO TO QUESTION 67)
- 2. Excellent
- 3. Good
- 4. Fair
- 5. Poor
- 6. Don't know

68. And how would you rate deer hunting access on private lands in Minnesota? Would you say it is excellent, good, fair or poor? (READ SCALE AS NECESSARY)

PRIVACC 11:15

(CHECK ONLY ONE ANSWER)

- 1. Invalid answer. Select another. (GO TO QUESTION 68)
- 2. Excellent
- 3. Good
- 4. Fair
- 5. Poor
- 6. Don't know

2001 Minnesota DNR Deer Hunter Survey

Page 23

69. Would you support or oppose having to pay a fee to hunt deer on private lands in Minnesota?

(READ SCALE AS NECESSARY; PROMPT FOR DEGREE)

PRIVFEE 11:16

(CHECK ONLY ONE ANSWER)

- 1. Invalid answer. Select another. (GO TO QUESTION 69)
- 2. Strongly support
- 3. Moderately support
- 4. Neither support nor oppose
- 5. Moderately oppose
- 6. Strongly oppose
- 7. Don't know

70. How supportive would you be of paying a fee for a State program that leases private land for public hunting access?

Would you say you'd be very likely, somewhat likely or not at all likely to support such a fee?

(READ SCALE AS NECESSARY; PROMPT FOR DEGREE)

PAYLEASE 11:17

(CHECK ONLY ONE ANSWER)

- 1. Invalid answer. Select another. (GO TO QUESTION 70)
- 2. Very likely (GO TO QUESTION 71)
- 3. Somewhat likely (GO TO QUESTION 71)
- 4. Not at all likely
- 5. Don't know

SKIP TO QUESTION 72

=====

71. And would you be willing to support such a program through increased license fees?

LEASEFEE 11:18

(CHECK ONLY ONE ANSWER)

- 1. Invalid answer. Select another. (GO TO QUESTION 71)
- 2. Yes
- 3. No
- 4. Don't know

72. Now I'd like to ask you some questions about various hunting regulations and season structures in Minnesota.

Do you support or oppose the use of permanent deer stands on public lands in Minnesota?

(READ SCALE AS NECESSARY; PROMPT FOR DEGREE)

PRMSTAND 11:19

(CHECK ONLY ONE ANSWER)

- 1. Invalid answer. Select another. (GO TO QUESTION 72)
- 2. Strongly support
- 3. Moderately support
- 4. Neither support nor oppose
- 5. Moderately oppose
- 6. Strongly oppose
- 7. Don't know

73. And do you support or oppose limiting tree stands to PORTABLES ONLY on public land?

(READ SCALE AS NECESSARY; PROMPT FOR DEGREE)

PORTSTND 11:20

(CHECK ONLY ONE ANSWER)

- 1. Invalid answer. Select another. (GO TO QUESTION 73)
- 2. Strongly support
- 3. Moderately support
- 4. Neither support nor oppose
- 5. Moderately oppose
- 6. Strongly oppose
- 7. Don't know

SKIP TO QUESTION 75

=====

74. YOU DID NOT USE SPACE BAR

NOSPAC99

PRESS ENTER TO TRY AGAIN

2001 Minnesota DNR Deer Hunter Survey

Page 25

75. And which of the following restrictions to permanent tree stands on public lands would you support?
(READ LIST; CHECK ALL THAT APPLY)

RSTTRE 11:21-26

(CHECK ALL THAT APPLY)

1. Overall size restrictions
 2. Restrict building materials to biodegradable only
 3. Design restrictions
 4. Restrict how the stand can be attached or fastened to the tree
 5. Don't support any restrictions to perm tree stands on public land
 6. Don't know

IF (#75 = 0) GO TO #74

76. Do you agree or disagree that hunters using permanent tree stands exert more control over hunting areas on public lands than hunters using portable stands?
(READ SCALE AS NECESSARY; PROMPT FOR DEGREE)

PREEMPT 11:27

(CHECK ONLY ONE ANSWER)

1. Invalid answer. Select another. (GO TO QUESTION 76)
 2. Strongly agree
 3. Moderately agree
 4. Neither agree nor disagree
 5. Moderately disagree
 6. Strongly disagree
 7. Don't know

77. Thinking about the current archery season structure (September 15-December 31) and your experiences from this past hunting season, would you say that the length of the archery deer season is too long, too short or about right?
(READ SCALE AS NECESSARY)

BOWLENGTH 11:28

(CHECK ONLY ONE ANSWER)

1. Invalid answer. Select another. (GO TO QUESTION 77)
 2. Too long
 3. About the right length
 4. Too short
 5. Don't know

78. Do you think the archery season should open earlier, later or do you like the current timing for the archery season the best? (READ SCALE AS NECESSARY)

BOWDATES 11:29

(CHECK ONLY ONE ANSWER)

- 1. Invalid answer. Select another. (GO TO QUESTION 78)
- 2. Earlier
- 3. Current timing is best
- 4. Later
- 5. Don't know

79. Do you think the number of hunters during the archery season is too high, too low or about right? (READ SCALE AS NECESSARY)

BOWHNTRS 11:30

(CHECK ONLY ONE ANSWER)

- 1. Invalid answer. Select another. (GO TO QUESTION 79)
- 2. Too high
- 3. About the right number
- 4. Too low
- 5. Don't know

IF (#7 = 2) GO TO #80
 IF (#9 @ 1) GO TO #80
 IF (#7 = 3) GO TO #80
 IF (#9 @ 2) GO TO #80
 IF (#7 = 4) GO TO #80
 IF (#9 @ 3) GO TO #80
 IF (#7 = 5) GO TO #80
 IF (#9 @ 4) GO TO #80
 IF (#7 = 6) GO TO #80
 IF (#9 @ 5) GO TO #80
 IF (#7 = 7) GO TO #80
 IF (#9 @ 6) GO TO #80

SKIP TO QUESTION 83

=====

2001 Minnesota DNR Deer Hunter Survey

Page 27

80. Thinking about the current firearms season structure for #7 and your experiences from this past hunting season, would you say that the length of the firearms deer season is too long, too short or about right? (READ SCALE AS NECESSARY)

GUNLNGTH 11:31

(CHECK ONLY ONE ANSWER)

- 1. Invalid answer. Select another. (GO TO QUESTION 80)
- 2. Too long
- 3. About the right length
- 4. Too short
- 5. Don't know

81. Do you think the #7 season should be open earlier, later, or do you like the current timing for the firearms season the best? (READ SCALE AS NECESSARY)

GUNDATES 11:32

(CHECK ONLY ONE ANSWER)

- 1. Invalid answer. Select another. (GO TO QUESTION 81)
- 2. Earlier
- 3. Current timing is best
- 4. Later
- 5. Don't know

82. Do you think the number of hunters during the #7 season is too high, too low or about right? (READ SCALE AS NECESSARY)

GUNHNTRS 11:33

(CHECK ONLY ONE ANSWER)

- 1. Invalid answer. Select another. (GO TO QUESTION 82)
- 2. Too high
- 3. About the right number
- 4. Too low
- 5. Don't know

83. Thinking about the current muzzleloader season structure (November 25-December 10) and your experiences from this past hunting season would you say that the length of the muzzleloader deer season is too long, too short or about right? (READ SCALE AS NECESSARY)

MUZLNPTH 11:34

(CHECK ONLY ONE ANSWER)

- 1. Invalid answer. Select another. (GO TO QUESTION 83)
- 2. Too long
- 3. About the right length
- 4. Too short
- 5. Don't know

84. Do you think the muzzleloader season should be open earlier, later or do you like the current timing for the muzzleloader season the best? (READ SCALE AS NECESSARY)

MUZDATES 11:35

(CHECK ONLY ONE ANSWER)

- 1. Invalid answer. Select another. (GO TO QUESTION 84)
- 2. Earlier
- 3. Current timing is best
- 4. Later
- 5. Don't know

85. Do you think the number of hunters during the muzzleloader season is too high, too low or about right? (READ SCALE AS NECESSARY)

MUZHNTRS 11:36

(CHECK ONLY ONE ANSWER)

- 1. Invalid answer. Select another. (GO TO QUESTION 85)
- 2. Too high
- 3. About the right number
- 4. Too low
- 5. Don't know

86. Thinking about the current multi-zone buck season structure and your experiences from this past hunting season, would you say that the length of the multi-zone buck deer season is too long, too short or about right? (READ SCALE AS NECESSARY)

MZBLNGTH 11:37

(CHECK ONLY ONE ANSWER)

1. Invalid answer. Select another. (GO TO QUESTION 86)
 2. Too long
 3. About the right length
 4. Too short
 5. Don't know

87. Do you think the multi-zone buck season should be open earlier, later or do you like the current timing for the multi-zone buck season the best? (READ SCALE AS NECESSARY)

MZBDATES 11:38

(CHECK ONLY ONE ANSWER)

1. Invalid answer. Select another. (GO TO QUESTION 87)
 2. Earlier
 3. Current timing is best
 4. Later
 5. Don't know

88. Do you think the number of hunters during the multi-zone buck season is too high, too low or about right? (READ SCALE AS NECESSARY)

MZBHNTRS 11:39

(CHECK ONLY ONE ANSWER)

1. Invalid answer. Select another. (GO TO QUESTION 88)
 2. Too high
 3. About the right number
 4. Too low
 5. Don't know

89. Currently, multi-zone buck hunters can hunt both the 4A (early) and 4B (late) deer seasons in Zone 4 (southern and western MN). Do you agree or disagree that multi-zone buck hunters should be restricted to hunting in either 4A or 4B, but not both? (Hunters would still be allowed to hunt in other zones under this regulation.) (READ SCALE AS NECESSARY; PROMPT FOR DEGREE)

MULTZONE 11:40

(CHECK ONLY ONE ANSWER)

- 1. Invalid answer. Select another. (GO TO QUESTION 89)
- 2. Strongly agree
- 3. Moderately agree
- 4. Neither agree nor disagree
- 5. Moderately disagree
- 6. Strongly disagree
- 7. Don't know

90. Last year, did you hunt deer with firearms in Zone 3 (southeastern MN)? If yes: Last year, did you hunt the 3A (early buck only) or 3B (late) deer season?

AORB 11:41

(CHECK ONLY ONE ANSWER)

- 1. Invalid answer. Select another. (GO TO QUESTION 90)
- 2. Yes, 3A (GO TO QUESTION 92)
- 3. Yes, 3B (GO TO QUESTION 95)
- 4. No, didn't hunt deer w/firearms in Zone 3
- 5. Don't know

SKIP TO QUESTION 97

=====

91. YOU DID NOT USE SPACE BAR

NOSPAC98

PRESS ENTER TO TRY AGAIN

2001 Minnesota DNR Deer Hunter Survey

92. What are the most important reasons why you chose the 3A season rather than the 3B season? (DNR LIST; CHECK ALL THAT APPLY)

WHY3A 11:42-51

(CHECK ALL THAT APPLY)

- 1. Wanted first opportunity to harvest bucks
- 2. Wanted to hunt the peak of the rut
- 3. Wanted to hunt deer before other gun hunters spook them
- 4. Work or other commitments prevent me from hunting 3B
- 5. I do not have hunting access during 3B
- 6. The weather is usually better during the 3A season
- 7. The 3A season is 2 days longer than the 3B season
- 8. Hunting partners prefer the 3A season
- 9. Don't know
- 10. Other

IF (#92 = 0) GO TO #91
IF (#92 @ 10) GO TO #93

SKIP TO QUESTION 97

93. ENTER REASON FOR HUNTING 3A SEASON. (IN FIRST PERSON; 120 CHAR.)

WHY3AST 12:1-120

SKIP TO QUESTION 97

94. YOU DID NOT USE SPACE BAR

NOSPAC97

PRESS ENTER TO TRY AGAIN

95. What are the most important reasons why you chose the 3B season rather than the 3A season? (DNR LIST; CHECK ALL THAT APPLY)

WHY3B 13:1-10

(CHECK ALL THAT APPLY)

- 1. Better chance of shooting a deer in the 3B season
- 2. Want to hunt when more hunters are in the woods moving the deer
- 3. Want to be able to hunt both adult bucks and antlerless deer
- 4. Work or other commitments prevent me from hunting 3A
- 5. I do not have hunting access during 3A
- 6. There is a better chance of snow during the 3B season
- 7. I enjoy being able to hunt over the Thanksgiving holiday
- 8. Hunting partners prefer the 3B season
- 9. Don't know
- 10. Other

IF (#95 = 0) GO TO #94
IF (#95 @ 10) GO TO #96

SKIP TO QUESTION 97

=====

96. ENTER REASON FOR HUNTING 3B SEASON. (IN FIRST PERSON; 120 CHAR.)

WHY3BST 14:1-120

2001 Minnesota DNR Deer Hunter Survey

Page 33

97. Currently, the firearms season in Zone 3 (SE Minnesota) is split into a 9-day, bucks-only season (3A) followed by a 7-day season (3B), where antlerless deer are allowed by permit. The second season begins the sixth day after completion of the first season.

Would you support or oppose combining the 3A and 3B firearms seasons into a single, 9-day season where antlerless deer are allowed by permit?

(READ SCALE AS NECESSARY; PROMPT FOR DEGREE)

SINGLE3 15:1

(CHECK ONLY ONE ANSWER)

- 1. Invalid answer. Select another. (GO TO QUESTION 97)
- 2. Strongly support
- 3. Moderately support
- 4. Neither support nor oppose
- 5. Moderately oppose
- 6. Strongly oppose
- 7. Don't know

98. Would you support or oppose maintaining both a 3A and 3B season but allow antlerless harvest by permit in both seasons?

(READ SCALE AS NECESSARY; PROMPT FOR DEGREE)

KEEP3A3B 15:2

(CHECK ONLY ONE ANSWER)

- 1. Invalid answer. Select another. (GO TO QUESTION 98)
- 2. Strongly support
- 3. Moderately support
- 4. Neither support nor oppose
- 5. Moderately oppose
- 6. Strongly oppose
- 7. Don't know

99. Would you support or oppose having the 3B season follow immediately after the 3A season, thus eliminating the 5-day closure between the seasons?

(READ SCALE AS NECESSARY; PROMPT FOR DEGREE)

NO6DAY 15:3

(CHECK ONLY ONE ANSWER)

- 1. Invalid answer. Select another. (GO TO QUESTION 99)
- 2. Strongly support
- 3. Moderately support
- 4. Neither support nor oppose
- 5. Moderately oppose
- 6. Strongly oppose
- 7. Don't know

100. Would you support or oppose changing the current Zone 3 seasons to have an antlerless only season, followed by a bucks only season? (READ SCALE AS NECESSARY; PROMPT FOR DEGREE)

BUCKAFTR 15:4

(CHECK ONLY ONE ANSWER)

- 1. Invalid answer. Select another. (GO TO QUESTION 100)
- 2. Strongly support
- 3. Moderately support
- 4. Neither support nor oppose
- 5. Moderately oppose
- 6. Strongly oppose
- 7. Don't know

101. Currently, the firearms season in Zone 4 (western and southern Minnesota) is split into a 2-day season (4A) followed by a 4-day season (4B), where antlerless deer are allowed by permit only. The second season begins the sixth day after the completion of the first season.

Would you support or oppose combining the 4A and 4B firearms seasons into one 9-day season in those portions of Zone 4 which have a history of needing additional harvest? (READ SCALE AS NECESSARY; PROMPT FOR DEGREE)

APLUSB1 15:5

(CHECK ONLY ONE ANSWER)

- 1. Invalid answer. Select another. (GO TO QUESTION 101)
- 2. Strongly support
- 3. Moderately support
- 4. Neither support nor oppose
- 5. Moderately oppose
- 6. Strongly oppose
- 7. Don't know

2001 Minnesota DNR Deer Hunter Survey

Page 35

102. Would you support or oppose combining the Zone 4A and 4B firearms seasons into one 9-day season, if it meant limiting the number of deer hunting licenses issued for that zone each year?
(READ SCALE AS NECESSARY; PROMPT FOR DEGREE)

APLUSB2 15:6

(CHECK ONLY ONE ANSWER)

- 1. Invalid answer. Select another. (GO TO QUESTION 102)
- 2. Strongly support
- 3. Moderately support
- 4. Neither support nor oppose
- 5. Moderately oppose
- 6. Strongly oppose
- 7. Don't know

103. Would you support or oppose lengthening the Zone 2A (transition area from the Twin Cities to Lake of the Woods) firearms season to 16 days total, in forested northern portions of Zone 2?
(READ SCALE AS NECESSARY; PROMPT FOR DEGREE)

NINEDAYS 15:7

(CHECK ONLY ONE ANSWER)

- 1. Invalid answer. Select another. (GO TO QUESTION 103)
- 2. Strongly support
- 3. Moderately support
- 4. Neither support nor oppose
- 5. Moderately oppose
- 6. Strongly oppose
- 7. Don't know

104. Minnesota's party hunting regulations allow hunters in the field together to shoot and tag deer for each other. Are you satisfied or dissatisfied with these regulations? (READ SCALE AS NECESSARY; PROMPT FOR DEGREE)

PARTYSAT 15:8

(CHECK ONLY ONE ANSWER)

- 1. Invalid answer. Select another. (GO TO QUESTION 104)
- 2. Very satisfied (GO TO QUESTION 106)
- 3. Somewhat satisfied (GO TO QUESTION 106)
- 4. Neither satisfied nor dissatisfied
- 5. Somewhat dissatisfied (GO TO QUESTION 109)
- 6. Very dissatisfied (GO TO QUESTION 109)
- 7. Don't know

SKIP TO QUESTION 111

=====

105. YOU DID NOT USE SPACE BAR

NOSPAC5

PRESS ENTER TO TRY AGAIN

106. Why are you satisfied with Minnesota's current party hunting regulations? (DNR LIST; CHECK ALL THAT APPLY)

PRTYST 15:9-14

(CHECK ALL THAT APPLY)

- 1. Just like being with friends/family/For the camaraderie
- 2. Increases chance of harvest
- 3. Enables experienced hunters to help younger hunters
- 4. Allows me to continue hunting after tagging a deer
- 5. Don't know
- 6. Other

IF (#106 = 0) GO TO #105

IF (#106 @ 6) GO TO #107

SKIP TO QUESTION 111

=====

107. ENTER OTHER REASON FOR SATISFACTION WITH PARTY HUNTING REGS. (IN FIRST PERSON; 120 CHAR.)

PRTYSTST 16:1-120

SKIP TO QUESTION 111

=====

108. YOU DID NOT USE SPACE BAR

NOSPAC6

PRESS ENTER TO TRY AGAIN

2001 Minnesota DNR Deer Hunter Survey

Page 37

109. Why are you dissatisfied with Minnesota's current party hunting regulations? (DNR LIST; CHECK ALL THAT APPLY)

PRTYDS 17:1-6

(CHECK ALL THAT APPLY)

- | | |
|--------------------------|---|
| <input type="checkbox"/> | 1. Takes the sport out of it/No challenge |
| <input type="checkbox"/> | 2. Too many deer are harvested |
| <input type="checkbox"/> | 3. Makes hunting competitive |
| <input type="checkbox"/> | 4. Facilitates illegal activity |
| <input type="checkbox"/> | 5. Don't know |
| <input type="checkbox"/> | 6. Other |

IF (#109 = 0) GO TO #108

IF (#109 @ 6) GO TO #110

SKIP TO QUESTION 111

=====

110. ENTER OTHER REASON FOR DISSATISFACTION WITH PARTY HUNTING REGS. (IN FIRST PERSON; 120 CHAR.)

PRTYDSST 18:1-120

111. Would you support or oppose eliminating the ability of party members hunting together to shoot and tag deer for each other in Minnesota? (READ SCALE AS NECESSARY; PROMPT FOR DEGREE)

NOPARTY 19:1

(CHECK ONLY ONE ANSWER)

- | | |
|--------------------------|---|
| <input type="checkbox"/> | 1. Invalid answer. Select another. (GO TO QUESTION 111) |
| <input type="checkbox"/> | 2. Strongly support |
| <input type="checkbox"/> | 3. Moderately support |
| <input type="checkbox"/> | 4. Neither support nor oppose |
| <input type="checkbox"/> | 5. Moderately oppose |
| <input type="checkbox"/> | 6. Strongly oppose |
| <input type="checkbox"/> | 7. Don't know |

112. Currently, the basic season limit for deer in Minnesota is one deer. Additional antlerless deer may only be taken by management and intensive harvest permits in portions of the state. Would you support or oppose increasing the basic season limit to 2 deer, one with a gun and one with a bow? (READ SCALE AS NECESSARY; PROMPT FOR DEGREE)

BAGLIMIT 19:2

(CHECK ONLY ONE ANSWER)

- 1. Invalid answer. Select another. (GO TO QUESTION 112)
- 2. Strongly support
- 3. Moderately support
- 4. Neither support nor oppose
- 5. Moderately oppose
- 6. Strongly oppose
- 7. Don't know

113. Currently, archery and muzzleloader deer hunters are allowed to take a deer of either sex without an antlerless permit. Would you support or oppose increasing the basic season limit to 2 deer (one by gun, one by bow) if muzzleloaders and archers were required to apply for antlerless deer permits? (READ SCALE AS NECESSARY; PROMPT FOR DEGREE)

APPLYANT 19:3

(CHECK ONLY ONE ANSWER)

- 1. Invalid answer. Select another. (GO TO QUESTION 113)
- 2. Strongly support
- 3. Moderately support
- 4. Neither support nor oppose
- 5. Moderately oppose
- 6. Strongly oppose
- 7. Don't know

114. Would you support or oppose increasing the basic season limit to 2 deer if fewer antlerless permits would be available to regular gun hunters? (READ SCALE AS NECESSARY; PROMPT FOR DEGREE)

GUNANT 19:4

(CHECK ONLY ONE ANSWER)

- 1. Invalid answer. Select another. (GO TO QUESTION 114)
- 2. Strongly support
- 3. Moderately support
- 4. Neither support nor oppose
- 5. Moderately oppose
- 6. Strongly oppose
- 7. Don't know

115. Do you usually use an ATV while deer hunting?

USEATV 19:5

(CHECK ONLY ONE ANSWER)

- 1. Invalid answer. Select another. (GO TO QUESTION 115)
- 2. Yes (GO TO QUESTION 116)
- 3. No
- 4. Don't know

SKIP TO QUESTION 118

=====

116. What is the primary reason you use the ATV while deer hunting?

(DNR LIST; CHECK ONLY ONE ANSWER)

WHYATV 19:6

(CHECK ONLY ONE ANSWER)

- 1. Invalid answer. Select another. (GO TO QUESTION 116)
- 2. To get to and from hunting areas
- 3. To retrieve deer
- 4. To haul supplies and equipment
- 5. To get to and from the road and deer camp
- 6. Don't know
- 7. Other (GO TO QUESTION 117)

SKIP TO QUESTION 118

=====

117. ENTER OTHER REASON FOR USING ATV.

(IN FIRST PERSON; 120 CHAR.)

WHYATVST 20:1-120

118. Existing regulations on ATV use during the deer hunting season require licensed deer hunters to only use ATVs before and after shooting hours and from 11am to 2pm. Do you think that ATV deer hunting rules should be more restrictive, less restrictive or kept the same?
(READ SCALE AS NECESSARY)

ATVREGS 21:1

(CHECK ONLY ONE ANSWER)

- 1. Invalid answer. Select another. (GO TO QUESTION 118)
- 2. More restrictive
- 3. Kept the same
- 4. Less restrictive
- 5. Don't know

119. Wildlife management areas have restricted motor vehicle access and are generally closed to ATV use with a few exceptions for disabled hunters and for retrieval of deer in northwest Minnesota WMAs.

Do you support or oppose current restrictions on ATV use on Wildlife Management Areas?
(READ SCALE AS NECESSARY; PROMPT FOR DEGREE)

WMAATV 21:2

(CHECK ONLY ONE ANSWER)

- 1. Invalid answer. Select another. (GO TO QUESTION 119)
- 2. Strongly support
- 3. Moderately support
- 4. Neither support nor oppose
- 5. Moderately oppose
- 6. Strongly oppose
- 7. Don't know

120. The Minnesota DNR is considering a youth-only deer hunt to help improve recruitment and retention of deer hunters. Relating to the regular firearms season, please tell me which of the following options appeals most to you.

(READ LIST; CHECK ONLY ONE ANSWER)

YOUTHHNT 21:3

(CHECK ONLY ONE ANSWER)

- 1. Invalid answer. Select another. (GO TO QUESTION 120)
- 2. Youth early weekend firearms hunt statewide prior to
- 3. Regular Firearms (GO TO QUESTION 120)
- 4. Youth early weekend hunt in specific locations like parks,
- 5. wildlife management areas or refuges (GO TO QUESTION 120)
- 6. before the Regular Firearms season (GO TO QUESTION 120)
- 7. Do not support any youth hunt prior to the Regular Firearms
- 8. season (GO TO QUESTION 120)
- 9. Don't know

121. In some areas in Minnesota it may be necessary to harvest additional antlerless deer to reach population objectives. I'm going to read you a list of ways this could be accomplished, and I'd like to know if each would encourage you to harvest more antlerless deer in permit areas where additional deer harvest is needed.

First, if the bag limits were increased. Would this encourage you to harvest more antlerless deer in permit areas where additional deer harvest is needed?

MOREDOES 21:4

(CHECK ONLY ONE ANSWER)

- 1. Invalid answer. Select another. (GO TO QUESTION 121)
- 2. Yes
- 3. No
- 4. Don't know

122. What if seasons were lengthened. Would this encourage you to harvest more antlerless deer in permit areas where additional deer harvest is needed?

SEASON 21:5

(CHECK ONLY ONE ANSWER)

- 1. Invalid answer. Select another. (GO TO QUESTION 122)
- 2. Yes
- 3. No
- 4. Don't know

123. What if you could have the deer processed and donated to food shelves without a direct cost to you? Would this encourage you to harvest more antlerless deer in permit areas where additional deer harvest is needed?

NOCOST 21:6

(CHECK ONLY ONE ANSWER)

- 1. Invalid answer. Select another. (GO TO QUESTION 123)
- 2. Yes
- 3. No
- 4. Don't know

124. What if you could have the deer processed and donated to food shelves for a small fee that would be included in your deer license? Would this encourage you to harvest more antlerless deer in permit areas where additional deer harvest is needed?

SMALLFEE 21:7

(CHECK ONLY ONE ANSWER)

- 1. Invalid answer. Select another. (GO TO QUESTION 124)
- 2. Yes
- 3. No
- 4. Don't know

125. Would you agree or disagree that the deer hunting regulations printed in the annual Minnesota Hunting and Trapping Regulations are clear and understandable? (READ SCALE AS NECESSARY; PROMPT FOR DEGREE)

READREGS 21:8

(CHECK ONLY ONE ANSWER)

- 1. Invalid answer. Select another. (GO TO QUESTION 125)
- 2. Strongly agree
- 3. Moderately agree
- 4. Neither agree nor disagree
- 5. Moderately disagree
- 6. Strongly disagree
- 7. Don't know

2001 Minnesota DNR Deer Hunter Survey

Page 43

126. Much of Minnesota's deer regulation complexity is a result of trying to maximize hunter opportunity while insuring a sustainable harvest of deer. Which of the following would you consider in order to simplify regulations?

COMPLEX 21:9

(CHECK ONLY ONE ANSWER)

- 1. Invalid answer. Select another. (GO TO QUESTION 126)
- 2. Reduce the number of license types available
- 3. Reduce the number of special hunts offered
- 4. Reduce the number of zone and season options
- 5. Reduce the number of options for taking more than one deer
- 6. I agree that regulations are too complex, but do not support
- 7. any of these options to reduce the complexity (GO TO QUESTION 126)
- 8. I disagree that deer hunting regulations are too complex
- 9. DNR: Don't know

127. Great! We are just about through. The final questions are for background information and help us analyze the results.

DEMO

PLEASE PRESS ENTER TO CONTINUE...

128. Do you consider your place of residence to be in a large city, a suburban area, a small city/town, or a rural area?

RESIDE 21:10

(CHECK ONLY ONE ANSWER)

- 1. Invalid answer. Select another. (GO TO QUESTION 128)
- 2. Large city or urban area
- 3. Suburban area
- 4. Small city or town
- 5. Rural area
- 6. REFUSED

129. In what county do you live?

(ENTER ? FOR DON'T KNOW; 88 FOR REFUSED)

COUNTY 21:11-12

130. What is the highest grade level you have completed in school?
(READ LIST AS NECESSARY)

LEVED 21:13

(CHECK ONLY ONE ANSWER)

- 1. (DNR: Invalid answer. Select another.) (GO TO QUESTION 130)
- 2. Grades 1 - 12, but no HS Diploma
- 3. High school graduate or equivalent
- 4. Some college or trade school
- 5. College graduate
- 6. Graduate or professional degree
- 7. (DNR: REFUSED)

131. Which of these categories best describes your total household income before taxes last year?
(READ SCALE)

INCOME 21:14

(CHECK ONLY ONE ANSWER)

- 1. (DNR: Invalid answer. Select another.) (GO TO QUESTION 131)
- 2. Less than \$19,999
- 3. \$20,000 to \$39,999
- 4. \$40,000 to \$59,999
- 5. \$60,000 to \$99,999
- 6. \$100,000 or more
- 7. (DNR: DON'T KNOW)
- 8. (DNR: REFUSED)

132. And finally, may I ask your age?
(ENTER ? FOR DON'T KNOW; ENTER 888 FOR REFUSED)

AGE 21:15-17

|_|_|_|

LOWEST VALUE = 1

133. That's the end of the questionnaire, thank you very much for your time and cooperation!
(ENTER ANY ADDITIONAL COMMENTS; IN FIRST PERSON; 120 CHARACTERS)

END 22:1-120

2001 Minnesota DNR Deer Hunter Survey

Page 45

134. OBSERVE AND RECORD RESPONDENT'S GENDER

GENDER 23:1

(CHECK ONLY ONE ANSWER)

1. Invalid answer. Select another. (GO TO QUESTION 134)
 2. Don't know
 3. Male
 4. Female

135. TIME INTERVIEW WAS COMPLETED

ENDTIME 23:2-6

|_|_|_|_|_|_|_|

136. Please enter your initials in LOWERCASE ONLY!

INTVRINT 23:7-9

|_|_|_|_|

137. Enter the area code and telephone number of number dialed.

TELEPHON 23:10-19

|_|_|_|_|-|_|_|_|_|-|_|_|_|_|_|

LOWEST VALUE = 1

138. SAVE OR ERASE INTERVIEW.

DO NOT ERASE A COMPLETED INTERVIEW!

FINISH 23:20

(CHECK ONLY ONE ANSWER)

1. Save answers (GO TO QUESTION 140)
 2. Erase answers
 3. Review answers (GO TO QUESTION 3)

139. ARE YOU SURE YOU WANT TO ERASE THIS INTERVIEW?

ONLY ERASE IF: Terminated (record on back),
RF, BZ, NA, DS, BG, DL, AM

MAKESURE 23:21

(CHECK ONLY ONE ANSWER)

1. No, do not erase the answers (GO TO QUESTION 138)
 2. Yes, erase this interview

2001 Minnesota DNR Deer Hunter Survey

140. Date call was made

INTVDAT 23:22-29

|_|_|_|_|_|-|_|_|_|_|-|_|_|_|_|
Year Month Day

SAVE IF (#138 = 1)

OPEN-ENDED RESPONSES

Q133. That's the end of the questionnaire, thank you very much for your time and cooperation!

ATV's on private land should not be restricted.

Allowing bucks to be taken during doe.

As far as I'm concerned, the DNR is doing a good job and they should keep it up.

Awful lot of questions at one time, some answers contradicted themselves.

Before permitting- require proof of gun safety certificate.

Bigger bucks.

Bow hunters are giving DNR the majority of money, should be allowed to shoot 2 deer (1gun,1bow).

CRP property in reserve program is paid by taxed dollars and people should be able to hunt it openly.

Camp Ripley Hunt (military base): instead of using an archery tag you should be given a bonus tag to use.

Change muzzleloader season to be able to hunt in reg. Season, start earlier; be able to take 1 deer w/ ea. Weapon.

Clarify trespass laws.

Close archery season -- they are too good!!

DNR are too powerful and violate your civil liberties; DNR is too greedy; hunting days are too long; don't release wolves.

DNR doing good on deer, don't need to do anything w/ management.

DNR is doing a fantastic job!

DNR needs to watch the coyote population because they are moving in.

Disagree with the regulation that if you take a deer with a bow and arrow, you can't take another with a firearm.

Do not support fee to hunt on private land if fee goes to the DNR, but do support if it goes to private landowners.

Don't I get a prize for doing that? Not even a free calendar?

Eliminate party hunting, if apply for doe tag you can only shoot doe (enforce), bucks only shoot bucks, no mgt tags.

Enforce the current laws is first priority, before adding new ones, due to lack of manpower.

Fees keep going up...dislike that..

For the zone 4A the season should be longer.

Get a point restriction system and gradually make it so people don't shoot Bambies anymore.

Have a longer season.

He wants to know why he can't kill 2 deer when he has two licenses.

Hunters should be able to fill tags in archery and in firearms season.

I agree to encourage youth to hunt but I don't think they should out by themselves. They need adult supervision.

I don't trust MDNR managing anything, they've done ok at best. They'd hurt the deer if they tried to manage it.

I like the lifetime hunt tag deal, good to encourage youth to hunt, DNR could have great influence on youth hunting safety.

I support point restrictions and agree that where needed does should be taken before bucks as a way to improve quality.

I think a youth hunt would be beneficial, 2 deer 1 gun and 1 bow is a good idea.

I think tags should return to the older style string and paper.

I think that DNR is just trying to get in my pocketbook b/c they keep issuing doe permits and there are no doe.

I think that during the antlerless season, hunters should be required to shoot only doe and not the small bucks.

I think that in our area you should do away with the muzzleloader season altogether.

I think there isn't enough land for habitat.

I think they are limiting archery hunting by having a one deer limit.

I want to see antlerless permits only hunting antlerless deer, they should not be allowed to also kill bucks.

I wish they had an earlier muzzle loader season.

I would like to see antlerless permits be restricted to antlerless deer only.

I would like to see more special hunts for muzzleloader hunters.

I would like to see them limit party hunting so it doesn't turn into a deer murder, give the animal a chance.

I'm for quality deer management instead of quantity, make doe permits mandatory for doe hunters, stop buck hunt w/ doe tag.

If a hunter applies and receives a lottery doe permit he should fill it.

If you apply for a doe permit, that is all that you should be able to shoot.

If you pay for both licenses you should be able to get a discount on the second license.

In areas where additional harvest is needed, hunters should have the option to buy firearms, archery & muzzleloader lice.

Less restrictive residential area firearms regulations.

Like to pheasants and ducks access increased.

Little wildlife in 2A (Lake of the Woods), how is the DNR managing the wildlife there?

Lives in Rushford County.

Maybe we should allow muzzleloaders to hunt first every third year to allow them to have better opportunities.

Minnesota should not allow the harvesting of antlered deer during the peak of the rut by firearms.

Multi-zone allowed to hunt bucks any place and no doe. This year does can be harvested but MHTR doesn't specify the zones.

Need to micromanage better, that's what they're doing in western states and it's working very well...

No more taxes on anything!!!

Not sure if should leave small bucks for the 3b season, no management tags in heavily hunted areas.

One season without special management hunts in the north, longer seasons are okay otherwise they should start together.

Open up wolf hunting.

Pay extra for license for bucks only if he could hunt both 3A and 3B.

People that apply for an antlerless deer permit should not be allowed to shoot a buck, that would solve a lot of problems.

Provisions should be made for the use of ATVs so the elderly not just disabled should be able to use them, 60 years +.

Put all deer hunting regulations, and other categories in one place in the license books.

Put if adding more restrictions be sure that following them is realistic.

Really like the present system, if anybody wants further opinions, give me a call.

Really need to eliminate party hunting b/c it allows people who aren't hunters to go out and get a deer w/o experience.

Reg. Firearms season should open after the peak of the rut. It'll make it more challenging and there'll be bigger bucks.

Regulating party size, DNR should listen more to local concerns and complaints and take action to fix the pheasant habitat.

Strongly supports increasing bag limits-one with a gun and one with a bow...

Should be more deer in zone 1, less doe permits, shouldn't take small bucks.

Should talk to the hunters and farmers more because they know how many deer there are better than the DNR.

Shouldn't have to pay for bonus tags. Should be able to take 2 one with gun & one with bow.

Some deer seem to have deformed antlers, maybe someone could work on health program(maybe vitamins) to get heartier deer.

Strongly get buck season out of rut.

The antlerless permits where you can shoot bucks and does, shouldn't be able to shoot bucks, should only pick one.

The area I hunt (for 50 years) had monster bucks. Timberwolves have moved in and we haven't been able to take any bucks.

The buck only license is the worst thing ever. Hunters hold out for big bucks and all the little ones are overlooked.

The seasons should be moved back to three days again.

The tradition of deer hunting is important, more young people should be involved and have more information about it.

They do a good job, would like to see an early muzzleloader season before firearms season and also keep the current one.

They should have separate studies for archers and slug hunters...and shorter questions!

This year the internet site for DNR allows you to check if you have your license ... That's a great idea...keep that up.

Too many Indians hunt- there is no enforcement.

Too many accidents involving deer and cars... Maybe have a longer season or a season later in the year...

Too many coyotes, especially around state parks!!

Too many hunters on public state land makes me feel unsafe to hunt. Also, I am opposed to tree stands.

Very disappointed with the quality & quantity of deer this past year and they way the DNR hands out extensive permits.

Wants to encourage additional doe harvest in areas where additional harvest is needed.

Why must you take the deer to the registration station immediately?

Would like to see better age group of deer, even if there is less deer.

Would like to see rifle season 9 days only in zone 1, strongly oppose buying 2 licenses for only using 1 tag.

You should be able to take as many deer for the number of licenses you buy -3 deer max.

Youth hunt would be dangerous for everyone involved and it's going to disturb the entire hunting community.

Zone 1A reduce the number of antlerless deer permits available.

Zone 4 should be 2- 3 day seasons.