

## Minnesota Gambling Control Board

### FY2014 Lawful (Charitable) Gambling Organization Annual Report Summary

(MS 349.151, Subd. 4(a)(9) requires the Gambling Control Board to report annually to the governor and legislature a financial summary for each licensed organization)

#### GROSS RECEIPTS, PRIZES PAID, OPERATING EXPENSE, NET PROFITS

\$1,202,262,427	100.0%	Gross Receipts (all money received from the five forms of lawful gambling)
\$995,117,582	82.8%	Less Prizes Paid
<b>\$207,144,844</b>	<b>17.2%</b>	<b>Net Receipts</b>

\$207,144,844	100.0%	Net Receipts
\$108,335,645	52.3%	Less Allowable Expenses (operating expenses directly related to conduct of gambling such as salaries, rent, product, supplies)
<b>\$98,809,200</b>	<b>47.7%</b>	<b>Net Profit</b>

#### LAWFUL PURPOSE EXPENDITURES (LPE)

\$47,190,986	22.8%	Taxes and Fees (federal and state taxes related to gambling, the .1% Board fee, and licensing fees paid to Gambling Control Board)
\$42,971,825	20.7%	Charitable Expenditures (See chart FY2014 Charitable Expenditures by Category)
\$10,079,815	4.9%	Other LPE (miscellaneous allowed items such as real estate taxes and utilities paid by veteran and fraternal organizations that own their own buildings)
<b>\$100,242,626</b>	<b>48.4%</b>	<b>Total Lawful Purpose Expenditures</b>

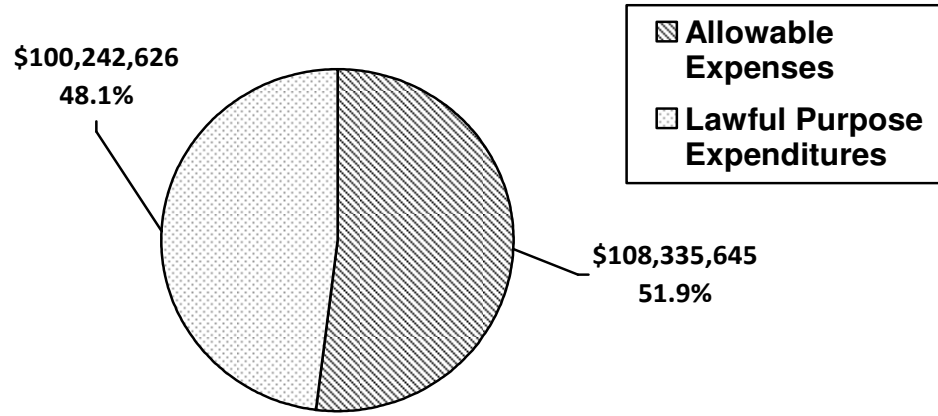
#### Organization Type:

Veterans	324	28.1%	American Legions, VFWs, Auxiliaries, Servicemen's Clubs, etc.
Fire	170	14.7%	Firefighter relief associations
Lions	156	13.5%	Lions clubs
Youth Hockey	90	7.8%	Youth hockey associations and ice arenas
Outdoor	88	7.6%	Wildlife conservation, snowmobile and ATV trails, etc.
Youth	87	7.5%	Youth sports other than hockey, youth arts, and other youth activities
Fraternal	87	7.5%	Eagles, Elks, Moose, Jaycees, etc.
Civic	71	6.2%	Chambers of Commerce, commercial clubs, community clubs, lake associations, etc.
Miscellaneous	51	4.4%	Festivals, animal shelters, arts, library, medical, etc.
Religious	30	2.6%	Churches, schools, Knights of Columbus
<b>*Total</b>	<b>1,154</b>	<b>100%</b>	

\* Report does not include organizations that did not actively conduct gambling for the entire fiscal year or organizations that did not submit accurate monthly reports to the board in time to be included in this summary.

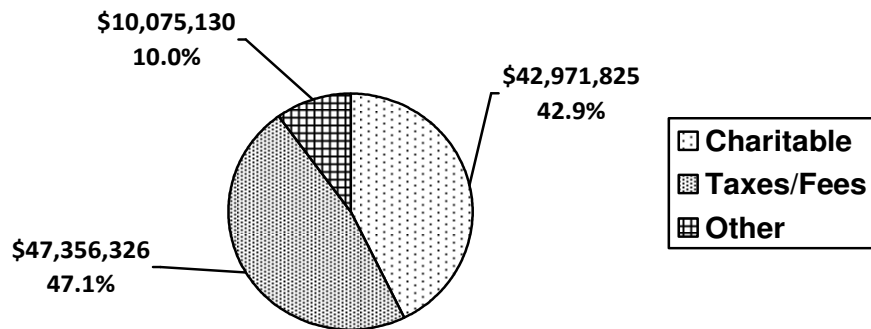
FY2014 Lawful Gambling Organization Annual Report Summary

**LAWFUL GAMBLING FUNDS SPENT  
FY2014**



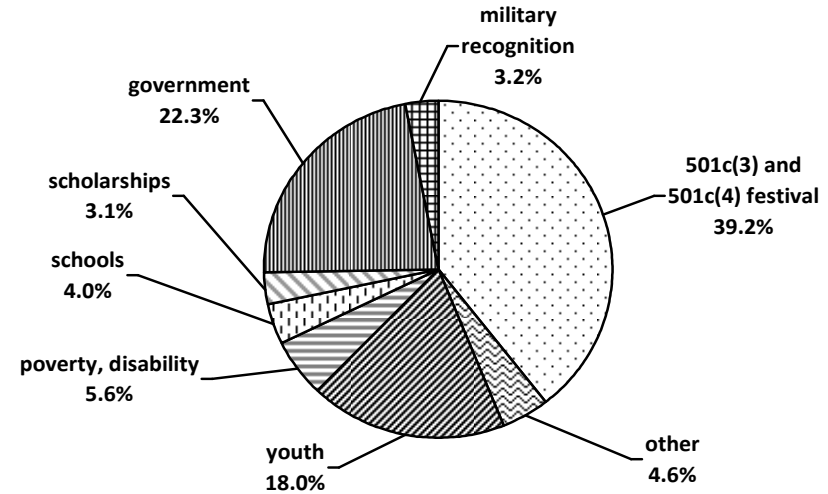
FY2014 Total Gambling Funds Spent \$208,578,271

**LAWFUL PURPOSES BY CATEGORY  
FY2014**



FY2014 Total Lawful Purpose Expenditures \$100,242,626

**FY2014 CHARITABLE  
CONTRIBUTIONS BY CATEGORY**



Amount	Percentage	Category	LPE Code
\$16,847,709	39.2%	501c(3) and 501c(4) festival organizations	A1
\$9,573,476	22.3%	Government	A10
\$7,750,522	18.0%	Youth	A7
\$2,411,274	5.6%	Poverty, disability	A2
\$1,699,845	4.0%	Schools	A4
\$1,364,733	3.2%	Military recognition	A6
\$1,350,010	3.1%	Scholarships	A5
\$1,974,255	4.6%	Other charitable contributions	see below
<u>\$42,971,824</u>	100%	<b>TOTAL CHARITABLE CONTRIBUTIONS</b>	
\$1,081,235		Other - church	A11
\$481,476		Other - wildlife management, trails	A13
\$255,869		Other - food shelves	A14
\$78,760		Other - community arts	A15
\$56,737		Other - honoring humanitarian service	A19
\$12,979		Other - water testing programs	A12
\$7,200		Other - problem gambling	A3
<u>\$1,974,256</u>		<b>TOTAL OTHER CHARITABLE CONTRIBUTIONS</b>	

## FY2014 Lawful Gambling Organization Annual Report Summary - by Organization Name

Organization Name	City	License Number	Gross Receipts	Prizes	Net Receipts	ALLOWABLE EXPENSES		LAWFUL PURPOSE EXPENDITURES							
						TOTAL	%	Charitable	%	Other	%	Taxes/Fees	%	TOTAL	%
100 Yard Club Inc.	Willmar	93006	\$24,657	\$18,602	\$6,055	\$4,487	74.1%	\$0	0.0%	\$0	0.0%	\$631	10.4%	\$631	10.4%
Abate of Minn	Marshall	03470	\$104,886	\$69,285	\$35,602	\$10,621	29.8%	\$37,346	104.9%	\$0	0.0%	\$6,203	17.4%	\$43,549	122.3%
Adonis Eco-Housing	St. Paul	93083	\$674,243	\$544,278	\$129,965	\$88,386	68.0%	\$22,906	17.6%	\$0	0.0%	\$19,675	15.1%	\$42,581	32.8%
Air Force Assoc General EW Rawlings Ch	Minneapolis	02905	\$1,553,702	\$1,212,007	\$341,695	\$227,747	66.7%	\$26,043	7.6%	\$11,375	3.3%	\$93,149	27.3%	\$130,567	38.2%
Airport Foundation MSP	St. Paul	02752	\$657,659	\$516,224	\$141,434	\$64,797	45.8%	\$40,000	28.3%	\$0	0.0%	\$21,445	15.2%	\$61,445	43.4%
Aitkin Fire Dept Relief Assoc	Aitkin	03027	\$405,239	\$338,520	\$66,719	\$47,737	71.5%	\$21,231	31.8%	\$0	0.0%	\$7,130	10.7%	\$28,361	42.5%
Aitkin Lions Club	Aitkin	01694	\$1,571,310	\$1,383,176	\$188,134	\$118,854	63.2%	\$25,692	13.7%	\$0	0.0%	\$37,275	19.8%	\$62,967	33.5%
Aitkin Quarterbacks Club	Aitkin	02032	\$407,351	\$328,360	\$78,991	\$40,848	51.7%	\$32,487	41.1%	\$0	0.0%	\$6,172	7.8%	\$38,660	48.9%
Akeley Lions Club	Akeley	02904	\$13,923	\$5,100	\$8,823	\$7,379	83.6%	\$1,150	13.0%	\$0	0.0%	\$1,962	22.2%	\$3,112	35.3%
Albany Fire Dept, Inc	Albany	02784	\$987,814	\$807,896	\$179,918	\$81,520	45.3%	\$64,303	35.7%	\$0	0.0%	\$30,330	16.9%	\$94,633	52.6%
Albany Jaycees	Albany	02474	\$471,367	\$390,243	\$81,124	\$50,190	61.9%	\$25,104	30.9%	\$0	0.0%	\$8,639	10.6%	\$33,743	41.6%
Albany Lions Club	Albany	02337	\$220,598	\$175,073	\$45,525	\$24,099	52.9%	\$10,235	22.5%	\$0	0.0%	\$5,161	11.3%	\$15,396	33.8%
Albert Lea Amateur Hockey Association	Albert Lea	01250	\$933,906	\$739,173	\$194,733	\$107,165	55.0%	\$66,750	34.3%	\$0	0.0%	\$28,811	14.8%	\$95,561	49.1%
Albert Lea Wrestling Booster Club	Clarks Grove	35014	\$271,820	\$206,760	\$65,060	\$43,649	67.1%	\$17,000	26.1%	\$0	0.0%	\$8,250	12.7%	\$25,250	38.8%
Albertville Lions Club	Albertville	01535	\$1,716,615	\$1,476,316	\$240,299	\$114,494	47.6%	\$62,345	25.9%	\$7,500	3.1%	\$55,254	23.0%	\$125,099	52.1%
Alborn Sno Devils	Alborn Twp	02479	\$922,754	\$811,446	\$111,308	\$66,433	59.7%	\$13,855	12.4%	\$25,632	23.0%	\$13,396	12.0%	\$52,883	47.5%
Aldrich Lions Club	Aldrich	04000	\$99,181	\$82,694	\$16,487	\$10,865	65.9%	\$3,883	23.6%	\$0	0.0%	\$2,141	13.0%	\$6,023	36.5%
Alexandria Area Hockey Association	Alexandria	01739	\$722,172	\$565,833	\$156,339	\$98,384	62.9%	\$47,594	30.4%	\$0	0.0%	\$17,633	11.3%	\$65,227	41.7%
Alexandria Area USBC	Alexandria	93086	\$267,661	\$213,977	\$53,684	\$27,827	51.8%	\$9,701	18.1%	\$0	0.0%	\$7,233	13.5%	\$16,934	31.5%
Alexandria Wrestling Booster Club	Alexandria	93176	\$174,124	\$140,063	\$34,061	\$15,645	45.9%	\$7,155	21.0%	\$0	0.0%	\$4,003	11.8%	\$11,157	32.8%
Aliveness Project Inc	Minneapolis	04988	\$1,121,869	\$892,172	\$229,697	\$128,848	56.1%	\$52,744	23.0%	\$0	0.0%	\$54,302	23.6%	\$107,046	46.6%
Aliveo Learning Center	Red Wing	36138	\$374,336	\$311,133	\$63,203	\$50,037	79.2%	\$11,800	18.7%	\$0	0.0%	\$7,411	11.7%	\$19,211	30.4%
Altura Volunteer Fire Relief Association	Altura	04240	\$424,082	\$312,983	\$111,099	\$65,017	58.5%	\$28,420	25.6%	\$0	0.0%	\$13,598	12.2%	\$42,018	37.8%
Alvarado Lions Club	Alvarado	03154	\$340,554	\$297,708	\$42,846	\$27,220	63.5%	\$13,755	32.1%	\$0	0.0%	\$4,797	11.2%	\$18,552	43.3%
Amboy Fireman's Relief Association	Amboy	02035	\$108,457	\$90,393	\$18,064	\$15,028	83.2%	\$3,425	19.0%	\$0	0.0%	\$2,333	12.9%	\$5,758	31.9%
American Business Womens Lady Slipper	Roseville	03162	\$4,150,182	\$3,421,037	\$729,145	\$424,661	58.2%	\$154,045	21.1%	\$0	0.0%	\$321,098	44.0%	\$475,143	65.2%
American Legion Post 101 Melrose	Melrose	01053	\$574,008	\$435,602	\$138,406	\$53,427	38.6%	\$43,845	31.7%	\$47,900	34.6%	\$16,053	11.6%	\$107,798	77.9%
American Legion Post 102 Anoka	Anoka	00010	\$1,272,009	\$1,014,337	\$257,672	\$141,232	54.8%	\$37,128	14.4%	\$56,396	21.9%	\$47,942	18.6%	\$141,466	54.9%
American Legion Post 104 Litchfield	Litchfield	00518	\$395,543	\$313,183	\$82,360	\$35,013	42.5%	\$18,387	22.3%	\$19,725	23.9%	\$9,347	11.3%	\$47,459	57.6%
American Legion Post 105 Lyle	Lyle	00247	\$461,221	\$386,414	\$74,807	\$49,001	65.5%	\$12,611	16.9%	\$7,880	10.5%	\$7,769	10.4%	\$28,260	37.8%
American Legion Post 108 Le Center	Le Center	00587	\$145,339	\$116,473	\$28,866	\$12,738	44.1%	\$2,011	7.0%	\$10,087	34.9%	\$3,648	12.6%	\$15,747	54.6%
American Legion Post 109 Two Harbors	Two Harbors	00368	\$449,360	\$363,718	\$85,642	\$56,537	66.0%	\$7,012	8.2%	\$15,015	17.5%	\$8,885	10.4%	\$30,912	36.1%
American Legion Post 11 Mankato	Mankato	00524	\$235,939	\$183,181	\$52,758	\$24,906	47.2%	\$350	0.7%	\$20,556	39.0%	\$7,747	14.7%	\$28,653	54.3%
American Legion Post 113 Marshall	Marshall	00746	\$424,160	\$312,604	\$111,557	\$67,437	60.5%	\$12,791	11.5%	\$29,469	26.4%	\$12,018	10.8%	\$54,278	48.7%

## FY2014 Lawful Gambling Organization Annual Report Summary - by Organization Name

Organization Name	City	License Number	Gross Receipts	Prizes	Net Receipts	ALLOWABLE EXPENSES		LAWFUL PURPOSE EXPENDITURES							
						TOTAL	%	Charitable	%	Other	%	Taxes/Fees	%	TOTAL	%
American Legion Post 117 Thief River Fall	Thief River Falls	00794	\$1,443,384	\$1,211,254	\$232,130	\$107,588	46.3%	\$59,176	25.5%	\$18,060	7.8%	\$47,816	20.6%	\$125,051	53.9%
American Legion Post 118 Wayzata	Wayzata	01006	\$302,995	\$230,591	\$72,404	\$7,004	9.7%	\$45,537	62.9%	\$7,958	11.0%	\$11,629	16.1%	\$65,124	89.9%
American Legion Post 119 Byron	Byron	01156	\$286,608	\$221,215	\$65,393	\$25,039	38.3%	\$25,199	38.5%	\$3,190	4.9%	\$7,644	11.7%	\$36,033	55.1%
American Legion Post 12 Long Prairie	Long Prairie	00739	\$435,353	\$347,177	\$88,176	\$44,007	49.9%	\$11,777	13.4%	\$20,822	23.6%	\$8,789	10.0%	\$41,389	46.9%
American Legion Post 121 Watertown	Watertown	02418	\$204,399	\$153,644	\$50,755	\$29,664	58.4%	\$17,286	34.1%	\$987	1.9%	\$5,524	10.9%	\$23,796	46.9%
American Legion Post 122 Deer River	Deer River	00510	\$448,097	\$331,736	\$116,361	\$66,769	57.4%	\$17,477	15.0%	\$21,301	18.3%	\$18,726	16.1%	\$57,503	49.4%
American Legion Post 123 Luverne	Luverne	00498	\$79,601	\$61,226	\$18,375	\$6,252	34.0%	\$4,708	25.6%	\$6,428	35.0%	\$2,512	13.7%	\$13,648	74.3%
American Legion Post 126 Cosmos	Cosmos	00833	\$286,560	\$236,823	\$49,737	\$15,732	31.6%	\$5,965	12.0%	\$21,819	43.9%	\$6,291	12.6%	\$34,075	68.5%
American Legion Post 130 Jackson	Jackson	00251	\$197,207	\$155,095	\$42,112	\$25,523	60.6%	\$6,241	14.8%	\$17,253	41.0%	\$4,372	10.4%	\$27,866	66.2%
American Legion Post 131 Maple Lake	Maple Lake	00623	\$1,349,430	\$1,115,627	\$233,803	\$76,356	32.7%	\$57,613	24.6%	\$39,436	16.9%	\$48,218	20.6%	\$145,267	62.1%
American Legion Post 132 New Ulm	New Ulm	00417	\$323,688	\$252,401	\$71,287	\$37,758	53.0%	\$3,368	4.7%	\$30,681	43.0%	\$7,862	11.0%	\$41,911	58.8%
American Legion Post 134 Aux Walker	Walker	00105	\$66,609	\$42,678	\$23,931	\$10,194	42.6%	\$6,836	28.6%	\$503	2.1%	\$2,309	9.7%	\$9,649	40.3%
American Legion Post 134 Walker	Walker	00115	\$1,627,328	\$1,325,277	\$302,051	\$127,351	42.2%	\$47,991	15.9%	\$75,190	24.9%	\$72,036	23.8%	\$195,217	64.6%
American Legion Post 136 Flensburg	Flensburg	02663	\$176,151	\$141,319	\$34,832	\$24,788	71.2%	\$10,073	28.9%	\$0	0.0%	\$3,870	11.1%	\$13,943	40.0%
American Legion Post 137 Royalton	Royalton	00785	\$84,222	\$65,183	\$19,038	\$6,794	35.7%	\$5,527	29.0%	\$9,314	48.9%	\$2,490	13.1%	\$17,332	91.0%
American Legion Post 14 Bemidji	Bemidji	00309	\$538,979	\$454,559	\$84,421	\$57,128	67.7%	\$2,492	3.0%	\$16,023	19.0%	\$8,605	10.2%	\$27,120	32.1%
American Legion Post 141 Silver Lake	Silver Lake	00123	\$213,379	\$165,742	\$47,637	\$18,815	39.5%	\$10,753	22.6%	\$11,305	23.7%	\$5,520	11.6%	\$27,579	57.9%
American Legion Post 145 Howard Lake	Howard Lake	01342	\$856,775	\$752,895	\$103,880	\$46,104	44.4%	\$10,522	10.1%	\$39,675	38.2%	\$12,835	12.4%	\$63,032	60.7%
American Legion Post 146 Adams	Adams	00352	\$151,872	\$123,364	\$28,508	\$15,058	52.8%	\$11,812	41.4%	\$1,708	6.0%	\$3,982	14.0%	\$17,503	61.4%
American Legion Post 147 Big Lake	Big Lake	01195	\$1,868,617	\$1,533,340	\$335,277	\$176,615	52.7%	\$83,045	24.8%	\$0	0.0%	\$69,455	20.7%	\$152,500	45.5%
American Legion Post 149 Morristown	Morristown	00660	\$300,554	\$218,552	\$82,002	\$41,763	50.9%	\$15,248	18.6%	\$17,757	21.7%	\$8,548	10.4%	\$41,553	50.7%
American Legion Post 157 East Grand Fo	East Grand Forks	00456	\$2,832,484	\$2,402,003	\$430,481	\$165,894	38.5%	\$64,706	15.0%	\$17,982	4.2%	\$124,435	28.9%	\$207,123	48.1%
American Legion Post 16 Bagley	Bagley	00977	\$910,751	\$752,148	\$158,603	\$83,519	52.7%	\$21,670	13.7%	\$26,581	16.8%	\$27,422	17.3%	\$75,674	47.7%
American Legion Post 164 Stewartville	Stewartville	01093	\$350,364	\$277,107	\$73,257	\$33,430	45.6%	\$8,865	12.1%	\$14,721	20.1%	\$30,260	41.3%	\$53,845	73.5%
American Legion Post 165 Bricelyn	Bricelyn	01183	\$60,236	\$50,057	\$10,179	\$4,039	39.7%	\$285	2.8%	\$5,363	52.7%	\$2,176	21.4%	\$7,824	76.9%
American Legion Post 167 Willmar	Willmar	00586	\$1,288,024	\$1,053,324	\$234,699	\$131,706	56.1%	\$48,082	20.5%	\$24,943	10.6%	\$50,823	21.7%	\$123,848	52.8%
American Legion Post 168 White Bear Lak	White Bear Lake	00539	\$994,688	\$829,124	\$165,564	\$102,236	61.8%	\$8,650	5.2%	\$37,479	22.6%	\$29,330	17.7%	\$75,459	45.6%
American Legion Post 172 Osseo	Osseo	00104	\$4,208,458	\$3,653,222	\$555,236	\$205,573	37.0%	\$27,089	4.9%	\$112,306	20.2%	\$158,483	28.5%	\$297,878	53.6%
American Legion Post 173 Tracy	Tracy	00327	\$295,793	\$235,846	\$59,947	\$34,693	57.9%	\$13,171	22.0%	\$479	0.8%	\$6,707	11.2%	\$20,357	34.0%
American Legion Post 1776 Apple Valley	Apple Valley	00694	\$5,796,103	\$4,933,956	\$862,147	\$262,332	30.4%	\$153,395	17.8%	\$94,540	11.0%	\$277,131	32.1%	\$525,065	60.9%
American Legion Post 178 Milaca	Milaca	00530	\$345,701	\$277,939	\$67,762	\$50,374	74.3%	\$1,830	2.7%	\$14,084	20.8%	\$8,142	12.0%	\$24,056	35.5%
American Legion Post 179 Plainview	Plainview	00090	\$349,001	\$278,989	\$70,012	\$34,009	48.6%	\$10,512	15.0%	\$7,506	10.7%	\$7,237	10.3%	\$25,255	36.1%
American Legion Post 181 Lake Park	Lake Park	00577	\$124,314	\$97,110	\$27,204	\$16,788	61.7%	\$1,825	6.7%	\$8,218	30.2%	\$2,467	9.1%	\$12,510	46.0%
American Legion Post 184 Pine Island	Pine Island	00308	\$422,262	\$336,468	\$85,794	\$57,179	66.6%	\$3,177	3.7%	\$29,052	33.9%	\$8,656	10.1%	\$40,885	47.7%

## FY2014 Lawful Gambling Organization Annual Report Summary - by Organization Name

Organization Name	City	License Number	Gross Receipts	Prizes	Net Receipts	ALLOWABLE EXPENSES		LAWFUL PURPOSE EXPENDITURES							
						TOTAL	%	Charitable	%	Other	%	Taxes/Fees	%	TOTAL	%
American Legion Post 187 Glenwood	Glenwood	00509	\$203,348	\$163,227	\$40,121	\$27,310	68.1%	\$1,727	4.3%	\$3,912	9.7%	\$5,267	13.1%	\$10,906	27.2%
American Legion Post 188 Evansville	Evansville	35868	\$40,795	\$29,955	\$10,840	\$4,336	40.0%	\$5,634	52.0%	\$0	0.0%	\$966	8.9%	\$6,600	60.9%
American Legion Post 19 Madelia	Madelia	02091	\$407,482	\$348,113	\$59,369	\$29,107	49.0%	\$7,601	12.8%	\$23,914	40.3%	\$8,208	13.8%	\$39,723	66.9%
American Legion Post 190 St. Charles	St. Charles	00093	\$219,626	\$175,782	\$43,844	\$20,071	45.8%	\$9,274	21.2%	\$0	0.0%	\$5,291	12.1%	\$14,565	33.2%
American Legion Post 191 Caledonia	Caledonia	00773	\$227,690	\$186,290	\$41,400	\$14,267	34.5%	\$11,958	28.9%	\$9,754	23.6%	\$4,556	11.0%	\$26,268	63.4%
American Legion Post 192 Elmore	Elmore	01699	\$211,500	\$164,736	\$46,764	\$34,958	74.8%	\$9,193	19.7%	\$10,275	22.0%	\$4,942	10.6%	\$24,409	52.2%
American Legion Post 2 Shakopee	Shakopee	00466	\$321,207	\$260,319	\$60,888	\$38,055	62.5%	\$586	1.0%	\$15,462	25.4%	\$8,081	13.3%	\$24,130	39.6%
American Legion Post 20 Crookston	Crookston	00471	\$738,002	\$598,150	\$139,852	\$98,502	70.4%	\$15,967	11.4%	\$28,192	20.2%	\$20,928	15.0%	\$65,087	46.5%
American Legion Post 202 Hackensack	Hackensack	00972	\$848,873	\$728,771	\$120,102	\$71,850	59.8%	\$18,083	15.1%	\$5,406	4.5%	\$15,042	12.5%	\$38,530	32.1%
American Legion Post 207 Cleveland	Cleveland	01227	\$133,524	\$108,059	\$25,465	\$11,111	43.6%	\$3,712	14.6%	\$7,377	29.0%	\$3,905	15.3%	\$14,994	58.9%
American Legion Post 21 Moorhead	Moorhead	00507	\$1,753,210	\$1,380,028	\$373,182	\$191,768	51.4%	\$32,973	8.8%	\$62,247	16.7%	\$68,254	18.3%	\$163,473	43.8%
American Legion Post 210 Wells	Wells	00360	\$157,111	\$112,809	\$44,302	\$15,852	35.8%	\$5,126	11.6%	\$14,842	33.5%	\$4,749	10.7%	\$24,716	55.8%
American Legion Post 211 Holdingford	Holdingford	01416	\$267,866	\$218,110	\$49,756	\$26,034	52.3%	\$20,270	40.7%	\$3,353	6.7%	\$5,904	11.9%	\$29,527	59.3%
American Legion Post 212 Park Rapids	Park Rapids	00220	\$3,448,360	\$3,039,763	\$408,596	\$176,411	43.2%	\$22,144	5.4%	\$50,989	12.5%	\$120,032	29.4%	\$193,165	47.3%
American Legion Post 214 Lancaster	Lancaster	01075	\$115,944	\$96,011	\$19,933	\$10,649	53.4%	\$5,638	28.3%	\$0	0.0%	\$2,850	14.3%	\$8,488	42.6%
American Legion Post 217 Baudette	Baudette	00088	\$1,204,243	\$1,034,170	\$170,073	\$65,768	38.7%	\$32,117	18.9%	\$20,925	12.3%	\$31,012	18.2%	\$84,054	49.4%
American Legion Post 22 Red Lake Falls	Red Lake Falls	01101	\$259,219	\$208,478	\$50,742	\$18,282	36.0%	\$6,960	13.7%	\$17,017	33.5%	\$6,322	12.5%	\$30,299	59.7%
American Legion Post 220 Mountain Iron	Mountain Iron	00751	\$34,795	\$24,374	\$10,421	\$2,523	24.2%	\$8,395	80.6%	\$300	2.9%	\$722	6.9%	\$9,417	90.4%
American Legion Post 221 St. Stephen	St Joseph	03156	\$194,146	\$153,412	\$40,734	\$16,704	41.0%	\$14,666	36.0%	\$1,833	4.5%	\$4,485	11.0%	\$20,984	51.5%
American Legion Post 225 Forest Lake	Forest Lake	00131	\$1,004,776	\$705,213	\$299,563	\$140,556	46.9%	\$14,838	5.0%	\$79,930	26.7%	\$56,024	18.7%	\$150,792	50.3%
American Legion Post 228 Waseca	Waseca	00135	\$351,770	\$278,991	\$72,779	\$30,921	42.5%	\$7,064	9.7%	\$18,150	24.9%	\$7,660	10.5%	\$32,874	45.2%
American Legion Post 234 Minneapolis	Minneapolis	00733	\$406,321	\$346,272	\$60,049	\$20,386	33.9%	\$6,820	11.4%	\$16,313	27.2%	\$17,092	28.5%	\$40,226	67.0%
American Legion Post 237 Balaton	Balaton	00747	\$75,099	\$59,535	\$15,564	\$8,168	52.5%	\$3,277	21.1%	\$0	0.0%	\$2,215	14.2%	\$5,492	35.3%
American Legion Post 24 Roseau	Roseau	00118	\$923,160	\$748,964	\$174,196	\$108,299	62.2%	\$8,155	4.7%	\$22,940	13.2%	\$34,650	19.9%	\$65,746	37.7%
American Legion Post 241 Aurora	Aurora	00130	\$857,311	\$756,258	\$101,054	\$63,837	63.2%	\$10,952	10.8%	\$13,155	13.0%	\$14,413	14.3%	\$38,520	38.1%
American Legion Post 242 Fisher	Fisher	00865	\$375,736	\$315,247	\$60,489	\$23,581	39.0%	\$7,157	11.8%	\$5,996	9.9%	\$10,570	17.5%	\$23,723	39.2%
American Legion Post 243 Askov	Askov	02392	\$374,062	\$314,016	\$60,046	\$40,746	67.9%	\$14,444	24.1%	\$0	0.0%	\$6,422	10.7%	\$20,866	34.8%
American Legion Post 249 Spring Grove	Spring Grove	01443	\$230,129	\$180,011	\$50,118	\$26,372	52.6%	\$8,524	17.0%	\$14,149	28.2%	\$5,028	10.0%	\$27,701	55.3%
American Legion Post 25 Warroad	Warroad	01593	\$425,812	\$366,515	\$59,297	\$37,320	62.9%	\$9,021	15.2%	\$22,254	37.5%	\$7,467	12.6%	\$38,742	65.3%
American Legion Post 251 Robbinsdale	Robbinsdale	01173	\$1,041,590	\$897,204	\$144,386	\$119,720	82.9%	\$22,334	15.5%	\$0	0.0%	\$21,150	14.6%	\$43,484	30.1%
American Legion Post 253 Lowry	Lowry	02319	\$641,593	\$549,728	\$91,865	\$46,761	50.9%	\$21,554	23.5%	\$10,259	11.2%	\$11,900	13.0%	\$43,713	47.6%
American Legion Post 254 Sauk Rapids	Sauk Rapids	00944	\$434,491	\$343,231	\$91,260	\$54,278	59.5%	\$6,102	6.7%	\$26,933	29.5%	\$10,364	11.4%	\$43,399	47.6%
American Legion Post 255 Brainerd	Brainerd	00529	\$893,316	\$736,433	\$156,883	\$98,641	62.9%	\$17,251	11.0%	\$25,915	16.5%	\$18,577	11.8%	\$61,744	39.4%
American Legion Post 257 Springfield	Springfield	00106	\$322,384	\$264,438	\$57,946	\$26,204	45.2%	\$20,737	35.8%	\$7,013	12.1%	\$6,455	11.1%	\$34,205	59.0%

## FY2014 Lawful Gambling Organization Annual Report Summary - by Organization Name

Organization Name	City	License Number	Gross Receipts	Prizes	Net Receipts	ALLOWABLE EXPENSES		LAWFUL PURPOSE EXPENDITURES							
						TOTAL	%	Charitable	%	Other	%	Taxes/Fees	%	TOTAL	%
American Legion Post 259 Excelsior	Shorewood	00229	\$708,408	\$569,315	\$139,093	\$76,652	55.1%	\$18,904	13.6%	\$22,043	15.8%	\$21,059	15.1%	\$62,006	44.6%
American Legion Post 260 Monticello	Monticello	00672	\$1,748,892	\$1,490,241	\$258,651	\$147,443	57.0%	\$18,038	7.0%	\$45,241	17.5%	\$54,687	21.1%	\$117,966	45.6%
American Legion Post 261 Kimball	Kimball	00575	\$515,323	\$426,126	\$89,197	\$52,261	58.6%	\$14,070	15.8%	\$17,341	19.4%	\$10,239	11.5%	\$41,650	46.7%
American Legion Post 262 Cloquet	Cloquet	00355	\$136,307	\$111,819	\$24,488	\$4,879	19.9%	\$3,085	12.6%	\$11,460	46.8%	\$4,547	18.6%	\$19,091	78.0%
American Legion Post 264 Glenville	Glenville	01304	\$153,335	\$122,801	\$30,534	\$22,643	74.2%	\$3,826	12.5%	\$3,738	12.2%	\$3,885	12.7%	\$11,449	37.5%
American Legion Post 269 Madison Lake	Madison Lake	01248	\$476,417	\$382,694	\$93,723	\$51,667	55.1%	\$32,936	35.1%	\$0	0.0%	\$11,533	12.3%	\$44,469	47.4%
American Legion Post 27 Warren	Warren	00325	\$537,355	\$472,958	\$64,397	\$34,416	53.4%	\$6,139	9.5%	\$21,743	33.8%	\$9,569	14.9%	\$37,451	58.2%
American Legion Post 270 Buffalo	Buffalo	00917	\$5,369,709	\$4,763,317	\$606,391	\$244,503	40.3%	\$60,287	9.9%	\$162,351	26.8%	\$192,118	31.7%	\$414,756	68.4%
American Legion Post 271 Paynesville	Paynesville	00296	\$355,436	\$283,068	\$72,368	\$53,797	74.3%	\$4,055	5.6%	\$11,909	16.5%	\$8,143	11.3%	\$24,106	33.3%
American Legion Post 284 Cass Lake	Cass Lake	01082	\$346,848	\$279,299	\$67,550	\$39,840	59.0%	\$3,179	4.7%	\$13,890	20.6%	\$7,959	11.8%	\$25,027	37.1%
American Legion Post 29 Morris	Morris	00324	\$541,063	\$438,996	\$102,067	\$72,114	70.7%	\$16,371	16.0%	\$6,096	6.0%	\$10,242	10.0%	\$32,709	32.0%
American Legion Post 290 Aux Cambridge	Cambridge	01000	\$1,223,671	\$995,533	\$228,138	\$118,023	51.7%	\$49,650	21.8%	\$2,315	1.0%	\$45,542	20.0%	\$97,507	42.7%
American Legion Post 290 Cambridge	Cambridge	00034	\$675,305	\$572,499	\$102,806	\$77,263	75.2%	\$10,248	10.0%	\$8,783	8.5%	\$13,239	12.9%	\$32,270	31.4%
American Legion Post 294 Lake Crystal	Lake Crystal	00343	\$308,680	\$239,501	\$69,179	\$35,603	51.5%	\$8,705	12.6%	\$30,264	43.7%	\$7,814	11.3%	\$46,783	67.6%
American Legion Post 298 Foley	Foley	00138	\$264,654	\$216,424	\$48,230	\$26,786	55.5%	\$3,532	7.3%	\$2,519	5.2%	\$11,518	23.9%	\$17,569	36.4%
American Legion Post 299 Mabel	Mabel	00208	\$391,261	\$315,305	\$75,956	\$45,506	59.9%	\$7,336	9.7%	\$19,387	25.5%	\$9,470	12.5%	\$36,193	47.6%
American Legion Post 30 Fergus Falls	Fergus Falls	00095	\$899,625	\$717,171	\$182,454	\$89,380	49.0%	\$17,809	9.8%	\$37,641	20.6%	\$24,342	13.3%	\$79,793	43.7%
American Legion Post 303 Fridley	Fridley	00001	\$3,201,162	\$2,708,561	\$492,601	\$239,139	48.5%	\$47,641	9.7%	\$73,079	14.8%	\$154,084	31.3%	\$274,805	55.8%
American Legion Post 304 Gonvick	Gonvick	01162	\$68,458	\$49,826	\$18,631	\$8,708	46.7%	\$1,825	9.8%	\$4,688	25.2%	\$1,620	8.7%	\$8,133	43.7%
American Legion Post 309 Belview	Belview	01260	\$50,432	\$40,930	\$9,502	\$5,969	62.8%	\$1,395	14.7%	\$5,449	57.3%	\$1,738	18.3%	\$8,582	90.3%
American Legion Post 311 Elysian	Elysian	01027	\$606,813	\$486,432	\$120,382	\$58,341	48.5%	\$36,019	29.9%	\$10,174	8.5%	\$18,090	15.0%	\$64,282	53.4%
American Legion Post 315 Lake Bronson	Lake Bronson	00462	\$178,528	\$143,456	\$35,072	\$21,794	62.1%	\$1,715	4.9%	\$10,629	30.3%	\$4,149	11.8%	\$16,493	47.0%
American Legion Post 317 Emmons	Emmons	00300	\$88,983	\$70,784	\$18,199	\$4,976	27.3%	\$1,770	9.7%	\$10,900	59.9%	\$2,564	14.1%	\$15,234	83.7%
American Legion Post 318 Fulda	Fulda	00755	\$208,233	\$173,325	\$34,908	\$21,795	62.4%	\$21,000	60.2%	\$0	0.0%	\$5,072	14.5%	\$26,072	74.7%
American Legion Post 320 Hopkins	Hopkins	00225	\$1,325,936	\$1,117,361	\$208,575	\$120,195	57.6%	\$8,803	4.2%	\$54,311	26.0%	\$40,481	19.4%	\$103,594	49.7%
American Legion Post 323 Clearwater	Clearwater	00399	\$1,354,523	\$1,046,912	\$307,611	\$141,953	46.1%	\$42,761	13.9%	\$52,424	17.0%	\$68,891	22.4%	\$164,077	53.3%
American Legion Post 328 St. Joseph	St. Joseph	01373	\$646,112	\$544,463	\$101,649	\$30,616	30.1%	\$24,302	23.9%	\$60,287	59.3%	\$11,610	11.4%	\$96,200	94.6%
American Legion Post 33 St. James	St. James	00190	\$302,693	\$217,717	\$84,976	\$25,017	29.4%	\$13,264	15.6%	\$24,662	29.0%	\$8,324	9.8%	\$46,249	54.4%
American Legion Post 330 Hayfield	Hayfield	01404	\$172,311	\$132,320	\$39,991	\$15,852	39.6%	\$7,308	18.3%	\$9,152	22.9%	\$5,157	12.9%	\$21,617	54.1%
American Legion Post 333 Kasson	Kasson	00363	\$738,894	\$612,827	\$126,067	\$74,339	59.0%	\$22,196	17.6%	\$15,431	12.2%	\$17,993	14.3%	\$55,619	44.1%
American Legion Post 334 Coon Rapids	Coon Rapids	00127	\$2,232,534	\$1,830,787	\$401,747	\$201,715	50.2%	\$19,980	5.0%	\$83,723	20.8%	\$87,483	21.8%	\$191,187	47.6%
American Legion Post 343 Norwood	Norwood Young Ame	01863	\$158,417	\$123,806	\$34,611	\$22,662	65.5%	\$9,375	27.1%	\$0	0.0%	\$3,875	11.2%	\$13,250	38.3%
American Legion Post 353 Argyle	Argyle	00302	\$99,492	\$80,700	\$18,792	\$12,350	65.7%	\$835	4.4%	\$8,025	42.7%	\$2,650	14.1%	\$11,510	61.2%
American Legion Post 357 Ashby	Ashby	01367	\$1,081,273	\$938,676	\$142,597	\$86,625	60.7%	\$19,163	13.4%	\$24,688	17.3%	\$19,733	13.8%	\$63,584	44.6%

## FY2014 Lawful Gambling Organization Annual Report Summary - by Organization Name

Organization Name	City	License Number	Gross Receipts	Prizes	Net Receipts	ALLOWABLE EXPENSES		LAWFUL PURPOSE EXPENDITURES							
						TOTAL	%	Charitable	%	Other	%	Taxes/Fees	%	TOTAL	%
American Legion Post 36 Fairmont	Fairmont	00351	\$619,479	\$526,340	\$93,139	\$43,758	47.0%	\$21,573	23.2%	\$0	0.0%	\$11,716	12.6%	\$33,289	35.7%
American Legion Post 361 Denham	Willow River	02277	\$475,441	\$390,961	\$84,479	\$51,867	61.4%	\$27,454	32.5%	\$2,250	2.7%	\$9,244	10.9%	\$38,948	46.1%
American Legion Post 368 Backus	Backus	02865	\$1,126,886	\$954,825	\$172,061	\$97,335	56.6%	\$29,725	17.3%	\$12,731	7.4%	\$27,859	16.2%	\$70,314	40.9%
American Legion Post 37 St. Peter	St. Peter	00307	\$599,501	\$471,384	\$128,117	\$76,275	59.5%	\$14,255	11.1%	\$17,531	13.7%	\$16,359	12.8%	\$48,145	37.6%
American Legion Post 38 Redwood Falls	Redwood Falls	01339	\$112,117	\$94,185	\$17,932	\$13,352	74.5%	\$4,255	23.7%	\$1,330	7.4%	\$2,315	12.9%	\$7,900	44.1%
American Legion Post 381 Eden Valley	Eden Valley	00133	\$412,241	\$327,088	\$85,153	\$47,902	56.3%	\$19,285	22.6%	\$4,482	5.3%	\$9,974	11.7%	\$33,741	39.6%
American Legion Post 39 North St. Paul	North St. Paul	01196	\$2,163,752	\$1,820,128	\$343,624	\$186,804	54.4%	\$28,111	8.2%	\$58,834	17.1%	\$80,611	23.5%	\$167,556	48.8%
American Legion Post 390 Stephen	Stephen	02765	\$384,788	\$321,299	\$63,489	\$26,923	42.4%	\$4,625	7.3%	\$17,916	28.2%	\$7,615	12.0%	\$30,156	47.5%
American Legion Post 391 Storden	Storden	00143	\$230,400	\$189,192	\$41,208	\$12,371	30.0%	\$14,253	34.6%	\$12,116	29.4%	\$4,539	11.0%	\$30,908	75.0%
American Legion Post 398 Mound	Mound	00137	\$1,254,586	\$1,017,333	\$237,253	\$142,650	60.1%	\$28,235	11.9%	\$24,455	10.3%	\$51,116	21.5%	\$103,806	43.8%
American Legion Post 40 Lanesboro	Lanesboro	03053	\$517,965	\$431,410	\$86,555	\$50,306	58.1%	\$9,585	11.1%	\$14,852	17.2%	\$8,907	10.3%	\$33,344	38.5%
American Legion Post 400 Canton	Canton	02367	\$173,762	\$134,533	\$39,230	\$19,213	49.0%	\$17,685	45.1%	\$0	0.0%	\$4,796	12.2%	\$22,480	57.3%
American Legion Post 404 Alden	Alden	00983	\$108,345	\$86,887	\$21,458	\$6,643	31.0%	\$1,884	8.8%	\$8,317	38.8%	\$2,817	13.1%	\$13,018	60.7%
American Legion Post 408 Green Isle	Green Isle	02255	\$80,717	\$58,680	\$22,037	\$12,584	57.1%	\$5,911	26.8%	\$0	0.0%	\$2,041	9.3%	\$7,952	36.1%
American Legion Post 41 Lambertton	Lambertton	00659	\$90,287	\$75,691	\$14,596	\$10,695	73.3%	\$1,075	7.4%	\$3,469	23.8%	\$2,529	17.3%	\$7,073	48.5%
American Legion Post 417 Long Prairie	Long Prairie	92229	\$160,650	\$133,914	\$26,736	\$7,584	28.4%	\$1,935	7.2%	\$11,482	42.9%	\$3,252	12.2%	\$16,669	62.3%
American Legion Post 423 Houston	Houston	02203	\$238,753	\$192,112	\$46,641	\$12,123	26.0%	\$9,777	21.0%	\$11,081	23.8%	\$8,210	17.6%	\$29,068	62.3%
American Legion Post 428 Waite Park	Waite Park	00164	\$1,566,961	\$1,271,273	\$295,688	\$160,434	54.3%	\$38,719	13.1%	\$33,887	11.5%	\$66,683	22.6%	\$139,289	47.1%
American Legion Post 43 Faribault	Faribault	00275	\$561,000	\$454,255	\$106,745	\$52,447	49.1%	\$20,901	19.6%	\$18,583	17.4%	\$16,022	15.0%	\$55,506	52.0%
American Legion Post 431 Twin Valley	Twin Valley	00074	\$291,879	\$245,312	\$46,567	\$25,963	55.8%	\$14,176	30.4%	\$2,172	4.7%	\$4,667	10.0%	\$21,015	45.1%
American Legion Post 433 Gaylord	Gaylord	01239	\$57,162	\$40,781	\$16,381	\$11,266	68.8%	\$1,831	11.2%	\$4,080	24.9%	\$1,638	10.0%	\$7,549	46.1%
American Legion Post 443 Ironton	Ironton	00148	\$503,492	\$408,090	\$95,402	\$66,655	69.9%	\$3,426	3.6%	\$12,550	13.2%	\$9,674	10.1%	\$25,650	26.9%
American Legion Post 444 Middle River	Middle River	01567	\$342,167	\$273,200	\$68,967	\$35,472	51.4%	\$5,466	7.9%	\$20,740	30.1%	\$8,323	12.1%	\$34,529	50.1%
American Legion Post 445 Karlstad	Karlstad	02820	\$288,984	\$242,981	\$46,003	\$17,312	37.6%	\$8,469	18.4%	\$6,354	13.8%	\$6,417	13.9%	\$21,240	46.2%
American Legion Post 452 Keewatin	Keewatin	00551	\$264,023	\$218,781	\$45,242	\$31,694	70.1%	\$4,460	9.9%	\$9,113	20.1%	\$4,980	11.0%	\$18,553	41.0%
American Legion Post 454 Kiester	Kiester	00790	\$120,472	\$98,045	\$22,427	\$9,308	41.5%	\$3,543	15.8%	\$10,931	48.7%	\$2,739	12.2%	\$17,213	76.8%
American Legion Post 455 Cold Spring	Cold Spring	01579	\$321,452	\$255,065	\$66,388	\$28,121	42.4%	\$7,950	12.0%	\$12,312	18.5%	\$10,676	16.1%	\$30,938	46.6%
American Legion Post 46 Little Falls	Little Falls	00838	\$634,983	\$505,093	\$129,891	\$69,189	53.3%	\$24,269	18.7%	\$15,118	11.6%	\$15,711	12.1%	\$55,098	42.4%
American Legion Post 464 Brewster	Brewster	00648	\$67,607	\$55,719	\$11,888	\$3,455	29.1%	\$8,304	69.9%	\$0	0.0%	\$1,772	14.9%	\$10,076	84.8%
American Legion Post 47 Hastings	Hastings	00054	\$419,983	\$324,589	\$95,394	\$33,017	34.6%	\$3,611	3.8%	\$41,844	43.9%	\$10,974	11.5%	\$56,429	59.2%
American Legion Post 473 Rice	Rice	02521	\$299,650	\$239,939	\$59,711	\$24,860	41.6%	\$13,145	22.0%	\$8,402	14.1%	\$6,826	11.4%	\$28,374	47.5%
American Legion Post 475 St. Clair	St. Clair	00478	\$62,140	\$46,012	\$16,128	\$3,398	21.1%	\$2,807	17.4%	\$7,349	45.6%	\$2,241	13.9%	\$12,398	76.9%
American Legion Post 478 Hardwick	Hardwick	00661	\$143,717	\$117,575	\$26,142	\$14,599	55.8%	\$7,555	28.9%	\$689	2.6%	\$3,669	14.0%	\$11,913	45.6%
American Legion Post 48 Stillwater	Stillwater	00903	\$828,171	\$686,122	\$142,049	\$85,308	60.1%	\$857	0.6%	\$31,737	22.3%	\$21,657	15.2%	\$54,251	38.2%

## FY2014 Lawful Gambling Organization Annual Report Summary - by Organization Name

Organization Name	City	License Number	Gross Receipts	Prizes	Net Receipts	ALLOWABLE EXPENSES		LAWFUL PURPOSE EXPENDITURES							
						TOTAL	%	Charitable	%	Other	%	Taxes/Fees	%	TOTAL	%
American Legion Post 480 Orr	Orr	01596	\$59,609	\$45,519	\$14,090	\$6,129	43.5%	\$1,926	13.7%	\$4,839	34.3%	\$1,662	11.8%	\$8,427	59.8%
American Legion Post 482 Albany	Albany	01170	\$43,615	\$28,233	\$15,382	\$6,521	42.4%	\$2,391	15.5%	\$2,000	13.0%	\$1,994	13.0%	\$6,385	41.5%
American Legion Post 49 Aux Pequot Lake	Pequot Lakes	02957	\$351,450	\$267,917	\$83,533	\$56,787	68.0%	\$11,881	14.2%	\$2,787	3.3%	\$8,910	10.7%	\$23,578	28.2%
American Legion Post 49 Pequot Lakes	Pequot Lakes	01103	\$317,142	\$241,179	\$75,963	\$52,319	68.9%	\$7,128	9.4%	\$19,665	25.9%	\$7,634	10.0%	\$34,427	45.3%
American Legion Post 491 Bayport	Bayport	00467	\$3,820,645	\$3,144,760	\$675,885	\$376,277	55.7%	\$71,168	10.5%	\$46,007	6.8%	\$201,976	29.9%	\$319,151	47.2%
American Legion Post 50 Wabasha	Wabasha	00089	\$566,332	\$449,389	\$116,944	\$82,099	70.2%	\$9,244	7.9%	\$22,510	19.2%	\$23,298	19.9%	\$55,053	47.1%
American Legion Post 500 Crosslake	Crosslake	00997	\$275,258	\$206,795	\$68,463	\$30,124	44.0%	\$3,102	4.5%	\$18,178	26.6%	\$6,814	10.0%	\$28,094	41.0%
American Legion Post 505 Gary	Gary	00677	\$170,283	\$144,180	\$26,103	\$16,004	61.3%	\$2,936	11.2%	\$3,576	13.7%	\$4,121	15.8%	\$10,634	40.7%
American Legion Post 507 Willernie	Willernie	02208	\$839,616	\$667,831	\$171,785	\$92,950	54.1%	\$46,594	27.1%	\$900	0.5%	\$30,359	17.7%	\$77,853	45.3%
American Legion Post 51 Pine City	Pine City	00097	\$431,852	\$331,310	\$100,542	\$59,200	58.9%	\$250	0.2%	\$29,041	28.9%	\$10,965	10.9%	\$40,256	40.0%
American Legion Post 523 Golden Valley	Golden Valley	00991	\$1,960,932	\$1,605,802	\$355,130	\$187,150	52.7%	\$11,808	3.3%	\$87,171	24.5%	\$89,031	25.1%	\$188,010	52.9%
American Legion Post 526 Peterson	Peterson	00209	\$113,421	\$90,761	\$22,660	\$15,542	68.6%	\$1,250	5.5%	\$7,169	31.6%	\$2,754	12.2%	\$11,173	49.3%
American Legion Post 537 New London	New London	00824	\$1,526,788	\$1,269,536	\$257,252	\$165,180	64.2%	\$29,242	11.4%	\$37,327	14.5%	\$55,853	21.7%	\$122,422	47.6%
American Legion Post 54 Red Wing	Red Wing	00236	\$203,810	\$159,690	\$44,120	\$14,288	32.4%	\$1,520	3.4%	\$14,956	33.9%	\$9,896	22.4%	\$26,372	59.8%
American Legion Post 542 Roseville	Roseville	00113	\$1,237,822	\$1,013,064	\$224,758	\$114,825	51.1%	\$18,421	8.2%	\$39,448	17.6%	\$51,847	23.1%	\$109,716	48.8%
American Legion Post 545 Spicer	Spicer	00430	\$1,073,317	\$879,987	\$193,330	\$98,981	51.2%	\$23,278	12.0%	\$40,668	21.0%	\$30,538	15.8%	\$94,485	48.9%
American Legion Post 550 Bloomington	Bloomington	00234	\$4,631,642	\$4,025,119	\$606,523	\$186,501	30.7%	\$230,572	38.0%	\$0	0.0%	\$187,018	30.8%	\$417,590	68.8%
American Legion Post 551 Eyota	Eyota	00574	\$275,544	\$214,407	\$61,137	\$12,530	20.5%	\$10,548	17.3%	\$19,952	32.6%	\$6,318	10.3%	\$36,818	60.2%
American Legion Post 552 Freeborn	Wells	33189	\$245,572	\$190,287	\$55,285	\$30,071	54.4%	\$15,401	27.9%	\$4,573	8.3%	\$5,812	10.5%	\$25,786	46.6%
American Legion Post 553 Welcome	Welcome	00743	\$344,541	\$273,350	\$71,191	\$29,762	41.8%	\$24,846	34.9%	\$12,017	16.9%	\$9,218	12.9%	\$46,081	64.7%
American Legion Post 56 Albert Lea	Albert Lea	00213	\$445,627	\$345,914	\$99,714	\$66,911	67.1%	\$4,272	4.3%	\$23,670	23.7%	\$14,820	14.9%	\$42,762	42.9%
American Legion Post 560 Zimmerman	Zimmerman	01190	\$1,124,742	\$958,187	\$166,555	\$94,982	57.0%	\$17,664	10.6%	\$23,660	14.2%	\$27,206	16.3%	\$68,530	41.1%
American Legion Post 561 Lewisville	Lewisville	00916	\$342,677	\$282,266	\$60,411	\$35,565	58.9%	\$5,348	8.9%	\$10,357	17.1%	\$6,399	10.6%	\$22,103	36.6%
American Legion Post 567 St. Michael	St. Michael	00332	\$2,808,218	\$2,404,716	\$403,502	\$175,448	43.5%	\$73,540	18.2%	\$61,201	15.2%	\$110,314	27.3%	\$245,055	60.7%
American Legion Post 57 Chaska	Chaska	00114	\$940,517	\$774,220	\$166,297	\$96,049	57.8%	\$28,602	17.2%	\$31,850	19.2%	\$23,215	14.0%	\$83,667	50.3%
American Legion Post 577 St. Paul	St. Paul	00935	\$569,599	\$441,114	\$128,485	\$48,265	37.6%	\$12,589	9.8%	\$17,118	13.3%	\$16,991	13.2%	\$46,698	36.3%
American Legion Post 579 Millville	Millville	00292	\$118,541	\$94,201	\$24,340	\$12,746	52.4%	\$6,117	25.1%	\$5,096	20.9%	\$3,055	12.6%	\$14,268	58.6%
American Legion Post 580 Chanhassen	Chanhassen	00765	\$6,439,093	\$5,480,930	\$958,163	\$236,439	24.7%	\$230,853	24.1%	\$211,280	22.1%	\$322,110	33.6%	\$764,244	79.8%
American Legion Post 586 Lonsdale	Lonsdale	02150	\$73,939	\$55,393	\$18,546	\$7,904	42.6%	\$2,763	14.9%	\$7,499	40.4%	\$2,184	11.8%	\$12,446	67.1%
American Legion Post 59 Montevideo	Montevideo	00139	\$940,188	\$783,412	\$156,776	\$77,691	49.6%	\$32,535	20.8%	\$21,491	13.7%	\$19,572	12.5%	\$73,597	46.9%
American Legion Post 595 La Crescent	La Crescent	00170	\$633,342	\$497,660	\$135,682	\$88,630	65.3%	\$6,285	4.6%	\$19,032	14.0%	\$22,173	16.3%	\$47,491	35.0%
American Legion Post 596 Erskine	Erskine	01902	\$965,121	\$810,715	\$154,406	\$80,341	52.0%	\$43,838	28.4%	\$3,904	2.5%	\$24,655	16.0%	\$72,397	46.9%
American Legion Post 6 Pipestone	Pipestone	00425	\$184,774	\$151,134	\$33,640	\$21,624	64.3%	\$1,350	4.0%	\$8,732	26.0%	\$3,212	9.5%	\$13,294	39.5%
American Legion Post 60 Grand Rapids	Grand Rapids	00287	\$486,268	\$398,357	\$87,911	\$50,741	57.7%	\$11,251	12.8%	\$15,077	17.2%	\$9,655	11.0%	\$35,983	40.9%



## FY2014 Lawful Gambling Organization Annual Report Summary - by Organization Name

Organization Name	City	License Number	Gross Receipts	Prizes	Net Receipts	ALLOWABLE EXPENSES		LAWFUL PURPOSE EXPENDITURES							
						TOTAL	%	Charitable	%	Other	%	Taxes/Fees	%	TOTAL	%
American Legion Post 602 Hillman	Hillman	01023	\$364,724	\$287,220	\$77,504	\$44,337	57.2%	\$6,797	8.8%	\$10,099	13.0%	\$8,773	11.3%	\$25,668	33.1%
American Legion Post 613 Pine River	Pine River	00492	\$256,850	\$187,418	\$69,432	\$46,784	67.4%	\$2,375	3.4%	\$14,963	21.6%	\$7,427	10.7%	\$24,765	35.7%
American Legion Post 617 Eagle Lake	Eagle Lake	00041	\$185,525	\$140,191	\$45,334	\$17,303	38.2%	\$2,676	5.9%	\$29,351	64.7%	\$5,128	11.3%	\$37,155	82.0%
American Legion Post 620 Hugo	Hugo	00905	\$968,458	\$816,217	\$152,241	\$98,404	64.6%	\$6,016	4.0%	\$40,954	26.9%	\$20,643	13.6%	\$67,613	44.4%
American Legion Post 621 St. Cloud	St. Cloud	00298	\$436,386	\$356,206	\$80,180	\$33,313	41.5%	\$15,346	19.1%	\$22,033	27.5%	\$8,974	11.2%	\$46,354	57.8%
American Legion Post 622 St. Francis	St. Francis	01520	\$864,197	\$703,140	\$161,057	\$114,347	71.0%	\$14,514	9.0%	\$5,597	3.5%	\$24,323	15.1%	\$44,434	27.6%
American Legion Post 623 Plummer	Plummer	02312	\$102,164	\$84,568	\$17,596	\$9,851	56.0%	\$250	1.4%	\$6,850	38.9%	\$1,850	10.5%	\$8,949	50.9%
American Legion Post 627 Nisswa	Nisswa	01124	\$1,209,938	\$956,598	\$253,340	\$132,135	52.2%	\$34,024	13.4%	\$47,800	18.9%	\$45,825	18.1%	\$127,649	50.4%
American Legion Post 630 Brooklyn Cente	Brooklyn Center	00233	\$1,878,227	\$1,612,351	\$265,876	\$107,781	40.5%	\$58,333	21.9%	\$37,825	14.2%	\$60,621	22.8%	\$156,780	59.0%
American Legion Post 641 Plato	Plato	02498	\$330,466	\$253,182	\$77,284	\$43,477	56.3%	\$24,920	32.2%	\$2,177	2.8%	\$7,288	9.4%	\$34,385	44.5%
American Legion Post 642 Bowlus	Bowlus	01774	\$73,709	\$59,085	\$14,624	\$3,823	26.1%	\$3,251	22.2%	\$2,228	15.2%	\$2,053	14.0%	\$7,532	51.5%
American Legion Post 643 Savage	Savage	00321	\$1,328,285	\$1,060,481	\$267,804	\$118,835	44.4%	\$8,745	3.3%	\$78,327	29.2%	\$54,311	20.3%	\$141,383	52.8%
American Legion Post 65 Rosemount	Rosemount	01253	\$626,945	\$487,534	\$139,412	\$103,580	74.3%	\$9,199	6.6%	\$15,750	11.3%	\$14,645	10.5%	\$39,594	28.4%
American Legion Post 67 Sauk Centre	Sauk Centre	01780	\$274,358	\$214,815	\$59,543	\$38,014	63.8%	\$1,924	3.2%	\$10,930	18.4%	\$6,770	11.4%	\$19,623	33.0%
American Legion Post 69 Granite Falls	Granite Falls	00082	\$228,701	\$193,833	\$34,868	\$23,531	67.5%	\$4,407	12.6%	\$1,641	4.7%	\$4,660	13.4%	\$10,708	30.7%
American Legion Post 71 Duluth	Duluth	00966	\$789,446	\$661,169	\$128,277	\$62,937	49.1%	\$13,175	10.3%	\$33,609	26.2%	\$20,238	15.8%	\$67,023	52.2%
American Legion Post 77 Owatonna	Owatonna	00337	\$1,388,552	\$1,139,939	\$248,613	\$145,964	58.7%	\$37,508	15.1%	\$12,555	5.1%	\$58,615	23.6%	\$108,678	43.7%
American Legion Post 79 Montgomery	Montgomery	00448	\$78,279	\$60,229	\$18,050	\$1,967	10.9%	\$0	0.0%	\$7,287	40.4%	\$2,527	14.0%	\$9,814	54.4%
American Legion Post 80 Wheaton	Wheaton	00301	\$84,441	\$66,636	\$17,805	\$8,064	45.3%	\$10,204	57.3%	\$4,885	27.4%	\$1,774	10.0%	\$16,863	94.7%
American Legion Post 82 Winnebago	Winnebago	00569	\$1,090,756	\$899,613	\$191,143	\$117,369	61.4%	\$42,093	22.0%	\$4,468	2.3%	\$35,614	18.6%	\$82,175	43.0%
American Legion Post 84 Northfield	Northfield	00685	\$60,564	\$47,580	\$12,984	\$6,750	52.0%	\$2,087	16.1%	\$0	0.0%	\$3,129	24.1%	\$5,216	40.2%
American Legion Post 85 North Branch	North Branch	00140	\$1,318,691	\$1,101,059	\$217,632	\$117,518	54.0%	\$27,301	12.5%	\$34,792	16.0%	\$38,358	17.6%	\$100,451	46.2%
American Legion Post 86 Aitkin	Aitkin	00581	\$773,614	\$654,655	\$118,960	\$77,150	64.9%	\$11,292	9.5%	\$19,960	16.8%	\$13,371	11.2%	\$44,623	37.5%
American Legion Post 88 Greenbush	Greenbush	00800	\$297,008	\$241,820	\$55,188	\$22,276	40.4%	\$5,025	9.1%	\$12,842	23.3%	\$5,977	10.8%	\$23,844	43.2%
American Legion Post 89 Blue Earth	Blue Earth	00437	\$264,656	\$207,773	\$56,883	\$42,850	75.3%	\$1,900	3.3%	\$7,806	13.7%	\$6,135	10.8%	\$15,841	27.8%
American Legion Post 9 Winona	Winona	00075	\$379,052	\$281,550	\$97,502	\$53,804	55.2%	\$11,342	11.6%	\$23,706	24.3%	\$11,426	11.7%	\$46,474	47.7%
American Legion Post 91 Austin	Austin	00087	\$565,659	\$454,931	\$110,728	\$57,691	52.1%	\$28,898	26.1%	\$20,330	18.4%	\$15,097	13.6%	\$64,325	58.1%
American Legion Post 92 Rochester	Rochester	00254	\$2,105,277	\$1,693,268	\$412,009	\$165,367	40.1%	\$61,105	14.8%	\$65,755	16.0%	\$116,171	28.2%	\$243,031	59.0%
American Legion Post 94 Rushford	Rushford	00067	\$266,849	\$208,339	\$58,510	\$23,097	39.5%	\$14,149	24.2%	\$14,768	25.2%	\$7,501	12.8%	\$36,418	62.2%
American Legion Post 96 Hutchinson	Hutchinson	00080	\$1,072,402	\$864,976	\$207,426	\$122,317	59.0%	\$8,711	4.2%	\$37,194	17.9%	\$42,225	20.4%	\$88,130	42.5%
American Legion Post 98 St. Paul Park	St. Paul Park	00136	\$1,186,834	\$1,006,057	\$180,777	\$87,640	48.5%	\$19,420	10.7%	\$48,374	26.8%	\$30,816	17.0%	\$98,610	54.5%
American Legion Post 99 Minneapolis	Minneapolis	00226	\$159,916	\$130,141	\$29,775	\$9,489	31.9%	\$2,508	8.4%	\$11,715	39.3%	\$5,285	17.8%	\$19,509	65.5%
Amvets Post 1 Mendota	Mendota	19091	\$7,788,267	\$6,547,750	\$1,240,516	\$748,668	60.4%	\$96,098	7.7%	\$2,278	0.2%	\$383,803	30.9%	\$482,178	38.9%
Amvets Post 12 Hibbing	Hibbing	32537	\$2,341,074	\$1,893,616	\$447,458	\$312,674	69.9%	\$13,387	3.0%	\$5,341	1.2%	\$132,133	29.5%	\$150,861	33.7%

## FY2014 Lawful Gambling Organization Annual Report Summary - by Organization Name

Organization Name	City	License Number	Gross Receipts	Prizes	Net Receipts	ALLOWABLE EXPENSES		LAWFUL PURPOSE EXPENDITURES							
						TOTAL	%	Charitable	%	Other	%	Taxes/Fees	%	TOTAL	%
Andover Football Association	Andover	36655	\$4,407,626	\$3,631,237	\$776,389	\$365,627	47.1%	\$68,201	8.8%	\$0	0.0%	\$265,318	34.2%	\$333,519	43.0%
Andover Huskies Youth Hockey Assoc	Andover	35843	\$3,730,976	\$3,105,269	\$625,706	\$269,365	43.0%	\$155,126	24.8%	\$0	0.0%	\$192,318	30.7%	\$347,444	55.5%
Annandale Firefighters Relief Assoc	Annandale	02746	\$1,014,558	\$890,456	\$124,103	\$76,397	61.6%	\$27,650	22.3%	\$0	0.0%	\$16,913	13.6%	\$44,563	35.9%
Annandale Lions Club	Annandale	02921	\$1,544,352	\$1,271,842	\$272,510	\$160,249	58.8%	\$48,587	17.8%	\$0	0.0%	\$57,291	21.0%	\$105,878	38.9%
Anoka Area Hockey Assoc	Anoka	03035	\$4,850,051	\$4,151,300	\$698,751	\$306,702	43.9%	\$44,478	6.4%	\$211,211	30.2%	\$201,033	28.8%	\$456,721	65.4%
Anoka Area Ice Arena Assoc	Anoka	02926	\$5,001,582	\$4,239,405	\$762,177	\$429,504	56.4%	\$2,800	0.4%	\$59,714	7.8%	\$266,333	34.9%	\$328,847	43.1%
Apple Valley Hockey Association	Apple Valley	01711	\$8,611,406	\$7,427,570	\$1,183,836	\$453,520	38.3%	\$330,000	27.9%	\$0	0.0%	\$379,552	32.1%	\$709,552	59.9%
Armstrong Cooper Youth Hockey Associat	New Hope	05723	\$5,088,533	\$4,225,188	\$863,345	\$455,029	52.7%	\$133,344	15.4%	\$0	0.0%	\$295,580	34.2%	\$428,924	49.7%
Audubon Vol Fire Dept	Audubon	00613	\$209,109	\$166,257	\$42,852	\$32,096	74.9%	\$9,174	21.4%	\$0	0.0%	\$3,739	8.7%	\$12,913	30.1%
Austin Area Commission for the Arts	Austin	04427	\$267,038	\$204,724	\$62,314	\$40,152	64.4%	\$12,729	20.4%	\$0	0.0%	\$8,051	12.9%	\$20,780	33.3%
Avon Lions Club	Avon	02668	\$658,408	\$567,130	\$91,278	\$53,049	58.1%	\$20,585	22.6%	\$0	0.0%	\$9,685	10.6%	\$30,270	33.2%
Babe Ruth League	Brooklyn Park	03273	\$2,653,470	\$1,898,120	\$755,350	\$686,617	90.9%	\$19,129	2.5%	\$0	0.0%	\$91,628	12.1%	\$110,757	14.7%
Badger Jaycees	Badger	02315	\$879,693	\$726,474	\$153,219	\$92,198	60.2%	\$34,331	22.4%	\$0	0.0%	\$21,842	14.3%	\$56,173	36.7%
Bagley Youth Hockey Association	Bagley	92996	\$267,174	\$217,834	\$49,340	\$29,793	60.4%	\$13,125	26.6%	\$0	0.0%	\$5,756	11.7%	\$18,881	38.3%
Barnesville Booster Club	Barnesville	02656	\$667,252	\$547,051	\$120,201	\$57,567	47.9%	\$61,154	50.9%	\$750	0.6%	\$14,429	12.0%	\$76,333	63.5%
Barrett Fire Dept Relief Assoc	Elbow Lake	03553	\$379,874	\$330,227	\$49,647	\$27,803	56.0%	\$19,500	39.3%	\$0	0.0%	\$4,848	9.8%	\$24,348	49.0%
Baseball Association 191	Apple Valley	05455	\$845,326	\$685,205	\$160,121	\$91,715	57.3%	\$48,439	30.3%	\$750	0.5%	\$25,413	15.9%	\$74,602	46.6%
Baudette Area Arena	Baudette	03248	\$1,218,987	\$964,412	\$254,575	\$100,314	39.4%	\$88,264	34.7%	\$0	0.0%	\$57,042	22.4%	\$145,306	57.1%
Baudette Fire Dept Relief Assoc	Baudette	02839	\$356,602	\$288,797	\$67,805	\$41,616	61.4%	\$25,000	36.9%	\$0	0.0%	\$7,309	10.8%	\$32,309	47.7%
Baxter Lions Club	Baxter	00501	\$812,858	\$649,810	\$163,048	\$92,726	56.9%	\$47,743	29.3%	\$0	0.0%	\$27,485	16.9%	\$75,228	46.1%
Baxter Snowmobile Club	Baxter	34879	\$478,569	\$392,629	\$85,940	\$50,198	58.4%	\$13,091	15.2%	\$5,137	6.0%	\$8,886	10.3%	\$27,115	31.6%
B-Dale Club	Roseville	00330	\$191,020	\$146,322	\$44,698	\$23,685	53.0%	\$9,565	21.4%	\$7,195	16.1%	\$6,464	14.5%	\$23,224	52.0%
Becker Youth Sports Assoc	Becker	31939	\$360,204	\$269,785	\$90,419	\$58,422	64.6%	\$19,669	21.8%	\$0	0.0%	\$9,026	10.0%	\$28,695	31.7%
Belgrade Lions Club	Belgrade	01784	\$598,527	\$498,588	\$99,939	\$47,025	47.1%	\$44,267	44.3%	\$0	0.0%	\$10,261	10.3%	\$54,528	54.6%
Belle Plaine Chamber of Commerce	Belle Plaine	03153	\$1,624,721	\$1,367,225	\$257,496	\$126,770	49.2%	\$78,268	30.4%	\$0	0.0%	\$55,670	21.6%	\$133,938	52.0%
Belle Plaine Friends of the Library	Belle Plaine	03520	\$539,267	\$457,019	\$82,248	\$62,060	75.5%	\$3,610	4.4%	\$0	0.0%	\$10,105	12.3%	\$13,715	16.7%
Belview Firemen's Relief Assoc	Belview	05297	\$130,862	\$108,061	\$22,801	\$15,490	67.9%	\$5,350	23.5%	\$0	0.0%	\$2,933	12.9%	\$8,283	36.3%
Bemidji Baseball Association, Inc	Bemidji	03134	\$602,798	\$488,499	\$114,299	\$59,217	51.8%	\$36,490	31.9%	\$0	0.0%	\$12,834	11.2%	\$49,323	43.2%
Benson Hockey Assoc	Benson	01823	\$3,602,966	\$3,047,451	\$555,515	\$228,014	41.0%	\$130,277	23.5%	\$0	0.0%	\$163,774	29.5%	\$294,051	52.9%
Bethlehem Academy	Faribault	01795	\$419,476	\$321,442	\$98,034	\$55,829	56.9%	\$31,450	32.1%	\$0	0.0%	\$11,091	11.3%	\$42,541	43.4%
Big Falls Lions Club	Big Falls	02989	\$194,595	\$160,863	\$33,732	\$15,473	45.9%	\$14,500	43.0%	\$0	0.0%	\$3,806	11.3%	\$18,306	54.3%
Bird Island Lions	Bird Island	04616	\$417,914	\$349,820	\$68,094	\$34,903	51.3%	\$28,679	42.1%	\$0	0.0%	\$7,296	10.7%	\$35,975	52.8%
Blackduck Volunteer Fire Relief Assoc	Blackduck	01944	\$684,010	\$560,930	\$123,080	\$63,243	51.4%	\$36,530	29.7%	\$0	0.0%	\$15,412	12.5%	\$51,942	42.2%
Blaine Youth Hockey Assoc	Blaine	00776	\$12,726,772	\$10,606,569	\$2,120,203	\$616,754	29.1%	\$776,452	36.6%	\$0	0.0%	\$713,190	33.6%	\$1,489,642	70.3%

## FY2014 Lawful Gambling Organization Annual Report Summary - by Organization Name

Organization Name	City	License Number	Gross Receipts	Prizes	Net Receipts	ALLOWABLE EXPENSES		LAWFUL PURPOSE EXPENDITURES							
						TOTAL	%	Charitable	%	Other	%	Taxes/Fees	%	TOTAL	%
Blaine's Blazin 4th, Inc.	Blaine	92932	\$5,504,290	\$4,475,770	\$1,028,520	\$429,126	41.7%	\$275,165	26.8%	\$0	0.0%	\$311,274	30.3%	\$586,439	57.0%
Blooming Prairie Servicemen's Club	Blooming Prairie	00620	\$90,397	\$65,847	\$24,550	\$4,052	16.5%	\$475	1.9%	\$10,525	42.9%	\$2,969	12.1%	\$13,969	56.9%
Bloomington Lions Club	Bloomington	01670	\$2,325,120	\$2,012,157	\$312,963	\$138,044	44.1%	\$93,115	29.8%	\$0	0.0%	\$81,772	26.1%	\$174,887	55.9%
Bluffton Baseball Assoc	Bluffton	02267	\$716,475	\$608,695	\$107,780	\$50,361	46.7%	\$55,750	51.7%	\$0	0.0%	\$12,992	12.1%	\$68,742	63.8%
Borup Community Club	Borup	01894	\$509,075	\$419,622	\$89,454	\$45,748	51.1%	\$25,568	28.6%	\$1,735	1.9%	\$9,725	10.9%	\$37,028	41.4%
Bowlus Firemen's Relief Assoc	Bowlus	02719	\$309,618	\$261,403	\$48,215	\$28,147	58.4%	\$18,300	38.0%	\$0	0.0%	\$6,001	12.4%	\$24,301	50.4%
Boxers Workout Gym DBA St. Cloud Boxii	St. Cloud	05223	\$519,514	\$395,094	\$124,420	\$70,730	56.8%	\$31,422	25.3%	\$0	0.0%	\$19,663	15.8%	\$51,085	41.1%
Boyd Firemen's Relief Assoc	Boyd	02747	\$259,882	\$217,261	\$42,621	\$23,435	55.0%	\$11,012	25.8%	\$0	0.0%	\$4,696	11.0%	\$15,708	36.9%
Brainerd Lions Club	Brainerd	02761	\$1,794,014	\$1,556,850	\$237,164	\$137,619	58.0%	\$54,050	22.8%	\$0	0.0%	\$57,161	24.1%	\$111,211	46.9%
Brainerd Snodeos	Brainerd	05604	\$228,170	\$193,607	\$34,563	\$19,555	56.6%	\$13,007	37.6%	\$0	0.0%	\$3,339	9.7%	\$16,346	47.3%
Brandon Firemen's Relief Assoc	Brandon	02289	\$1,606,461	\$1,352,166	\$254,295	\$76,378	30.0%	\$156,125	61.4%	\$0	0.0%	\$60,679	23.9%	\$216,804	85.3%
Breckenridge Fire Relief Assoc	Breckenridge	01117	\$450,839	\$384,394	\$66,445	\$47,424	71.4%	\$14,150	21.3%	\$3,000	4.5%	\$6,581	9.9%	\$23,731	35.7%
Breckenridge Youth Hockey Assoc	Breckenridge	01426	\$368,658	\$292,253	\$76,405	\$36,740	48.1%	\$23,616	30.9%	\$0	0.0%	\$7,246	9.5%	\$30,862	40.4%
Brooklyn Center Lions Club	Brooklyn Center	01834	\$715,420	\$616,128	\$99,292	\$69,983	70.5%	\$28,639	28.8%	\$0	0.0%	\$10,596	10.7%	\$39,235	39.5%
Brooten Commercial Club	Brooten	03575	\$875,564	\$680,419	\$195,145	\$92,054	47.2%	\$88,964	45.6%	\$0	0.0%	\$27,215	13.9%	\$116,179	59.5%
Browerville Lions Club	Browerville	03194	\$318,042	\$257,000	\$61,042	\$29,105	47.7%	\$30,203	49.5%	\$1,425	2.3%	\$5,813	9.5%	\$37,441	61.3%
Brownsdale Firemen's Relief Association	Brownsdale	02810	\$181,041	\$138,468	\$42,574	\$23,400	55.0%	\$20,110	47.2%	\$0	0.0%	\$3,995	9.4%	\$24,105	56.6%
Brownton Lions Club	Brownton	02430	\$424,377	\$343,390	\$80,987	\$41,833	51.7%	\$34,914	43.1%	\$0	0.0%	\$7,695	9.5%	\$42,609	52.6%
Buckman Trailblazers Snowmobile Club	Pierz	03186	\$158,654	\$126,029	\$32,625	\$24,155	74.0%	\$7,000	21.5%	\$0	0.0%	\$4,148	12.7%	\$11,148	34.2%
Buffalo Lake Lions Club	Buffalo Lake	02798	\$260,909	\$212,062	\$48,847	\$27,706	56.7%	\$15,043	30.8%	\$0	0.0%	\$5,254	10.8%	\$20,297	41.6%
Buffalo Lions Club	Buffalo	01865	\$693,535	\$585,932	\$107,603	\$76,235	70.8%	\$17,502	16.3%	\$0	0.0%	\$12,788	11.9%	\$30,290	28.1%
Buffalo Youth Hockey Association	Buffalo	02299	\$3,012,799	\$2,520,023	\$492,776	\$197,612	40.1%	\$170,000	34.5%	\$900	0.2%	\$137,053	27.8%	\$307,953	62.5%
Buhl Fire Relief Assoc	Buhl	03601	\$126,205	\$103,830	\$22,375	\$18,150	81.1%	\$5,710	25.5%	\$150	0.7%	\$2,139	9.6%	\$7,999	35.7%
Burnsville Hockey Club	Burnsville	04433	\$4,510,062	\$3,811,691	\$698,371	\$417,506	59.8%	\$103,309	14.8%	\$0	0.0%	\$242,794	34.8%	\$346,103	49.6%
Burnsville Lions Club	Burnsville	03336	\$11,523,346	\$10,061,808	\$1,461,538	\$613,189	42.0%	\$379,980	26.0%	\$0	0.0%	\$489,041	33.5%	\$869,021	59.5%
Caledonia Sno-Gophers Snowmobile Club	Burnsville	04864	\$579,786	\$474,404	\$105,382	\$52,709	50.0%	\$3,705	3.5%	\$22,742	21.6%	\$12,872	12.2%	\$39,319	37.3%
Caledonia Volunteer Fire Department Reli	Caledonia	34760	\$160,188	\$130,815	\$29,373	\$13,407	45.6%	\$9,750	33.2%	\$0	0.0%	\$3,408	11.6%	\$13,158	44.8%
Cambridge Drift Dusters	Cambridge	92521	\$268,458	\$205,027	\$63,431	\$39,540	62.3%	\$13,626	21.5%	\$0	0.0%	\$10,169	16.0%	\$23,794	37.5%
Cambridge-Isanti Hockey Association	Isanti	03817	\$1,954,845	\$1,621,519	\$333,326	\$177,731	53.3%	\$80,500	24.2%	\$0	0.0%	\$68,395	20.5%	\$148,895	44.7%
Cambridge-Isanti Redbirds Inc	Isanti	03510	\$314,473	\$260,830	\$53,643	\$16,390	30.6%	\$19,625	36.6%	\$0	0.0%	\$5,741	10.7%	\$25,366	47.3%
Camp Winnebago	Caledonia	05320	\$108,917	\$79,547	\$29,370	\$2,918	9.9%	\$4,000	13.6%	\$0	0.0%	\$4,034	13.7%	\$8,034	27.4%
Canby Fire Dept Relief Assoc	Canby	02587	\$194,537	\$144,916	\$49,621	\$27,432	55.3%	\$25,400	51.2%	\$750	1.5%	\$4,526	9.1%	\$30,676	61.8%
Cannon Falls Fire Dept Relief Assoc	Cannon Falls	03129	\$534,265	\$431,883	\$102,382	\$64,986	63.5%	\$25,275	24.7%	\$0	0.0%	\$11,341	11.1%	\$36,616	35.8%
Carlos Lions Club	Eagle Bend	05899	\$2,079,688	\$1,838,313	\$241,375	\$113,492	47.0%	\$73,751	30.6%	\$0	0.0%	\$54,776	22.7%	\$128,527	53.2%

## FY2014 Lawful Gambling Organization Annual Report Summary - by Organization Name

Organization Name	City	License Number	Gross Receipts	Prizes	Net Receipts	ALLOWABLE EXPENSES		LAWFUL PURPOSE EXPENDITURES							
						TOTAL	%	Charitable	%	Other	%	Taxes/Fees	%	TOTAL	%
Carver Lions Club	Carver	01745	\$509,477	\$418,335	\$91,142	\$51,576	56.6%	\$29,527	32.4%	\$0	0.0%	\$9,851	10.8%	\$39,378	43.2%
Catholic Eldercare Community Foundation	Minneapolis	30684	\$1,859,982	\$1,563,583	\$296,398	\$170,801	57.6%	\$42,100	14.2%	\$0	0.0%	\$85,026	28.7%	\$127,126	42.9%
CC Riders Snowmobile Club	Canyon	05531	\$1,143,844	\$933,879	\$209,965	\$151,770	72.3%	\$27,609	13.1%	\$0	0.0%	\$43,111	20.5%	\$70,719	33.7%
Centennial HS Football Booster Club	Circle Pines	93215	\$708,351	\$585,687	\$122,664	\$74,495	60.7%	\$33,330	27.2%	\$0	0.0%	\$13,867	11.3%	\$47,197	38.5%
Centennial Youth Hockey Assoc	Circle Pines	03934	\$9,947,229	\$8,444,557	\$1,502,673	\$685,956	45.6%	\$349,500	23.3%	\$0	0.0%	\$495,845	33.0%	\$845,345	56.3%
Center City Fire Relief Assoc	Center City	02236	\$581,260	\$496,992	\$84,268	\$46,018	54.6%	\$37,480	44.5%	\$0	0.0%	\$10,473	12.4%	\$47,953	56.9%
Central Minn Sexual Assault Ctr	St. Cloud	02169	\$115,590	\$91,315	\$24,275	\$19,059	78.5%	\$5,000	20.6%	\$0	0.0%	\$2,860	11.8%	\$7,860	32.4%
Central Minnesota Noon Optimist Club, Inc	St. Cloud	32368	\$519,855	\$413,663	\$106,193	\$73,613	69.3%	\$20,867	19.7%	\$0	0.0%	\$12,418	11.7%	\$33,285	31.3%
Central Minnesota Task Force For Battere	St. Cloud	01481	\$1,122,192	\$834,680	\$287,512	\$247,177	86.0%	\$22,365	7.8%	\$0	0.0%	\$32,119	11.2%	\$54,484	19.0%
Champlin Park Baseball Association	Champlin	92993	\$1,602,306	\$1,293,101	\$309,204	\$173,294	56.0%	\$62,865	20.3%	\$0	0.0%	\$77,803	25.2%	\$140,668	45.5%
Champlin Park Hockey Assoc	Champlin	04865	\$4,827,156	\$4,156,360	\$670,796	\$274,029	40.9%	\$200,000	29.8%	\$0	0.0%	\$208,219	31.0%	\$408,219	60.9%
Champlin-Dayton Athletic Association	Champlin	31980	\$4,044,325	\$3,506,706	\$537,619	\$217,471	40.5%	\$156,385	29.1%	\$0	0.0%	\$162,318	30.2%	\$318,703	59.3%
Chaska Lions Club	Chaska	01070	\$3,165,722	\$2,652,764	\$512,958	\$237,982	46.4%	\$124,076	24.2%	\$3,000	0.6%	\$147,721	28.8%	\$274,797	53.6%
Chatfield Athletic's Club	Chatfield	03071	\$363,361	\$286,483	\$76,878	\$27,909	36.3%	\$38,355	49.9%	\$0	0.0%	\$7,225	9.4%	\$45,580	59.3%
Chatfield Firefighters Activities Assoc Inc	Chatfield	03377	\$1,128,605	\$966,508	\$162,097	\$82,689	51.0%	\$53,786	33.2%	\$0	0.0%	\$25,777	15.9%	\$79,563	49.1%
Chicagami	Eveleth	01483	\$1,673,677	\$1,374,181	\$299,496	\$155,578	51.9%	\$63,161	21.1%	\$0	0.0%	\$82,500	27.5%	\$145,661	48.6%
Chisago City Fire Relief Assoc	Chisago City	02391	\$2,591,648	\$2,170,024	\$421,624	\$225,131	53.4%	\$93,234	22.1%	\$0	0.0%	\$121,895	28.9%	\$215,128	51.0%
Chisago Lakes Area Recreation Assoc	Lindstrom	02577	\$1,046,850	\$870,120	\$176,730	\$107,833	61.0%	\$35,881	20.3%	\$0	0.0%	\$30,270	17.1%	\$66,151	37.4%
Chops Inc	Minneapolis	31322	\$5,024,729	\$4,306,860	\$717,869	\$348,261	48.5%	\$191,738	26.7%	\$0	0.0%	\$224,640	31.3%	\$416,378	58.0%
Church of St. Thomas Aquinas Internation	International Falls	01336	\$67,752	\$42,419	\$25,333	\$1,437	5.7%	\$24,879	98.2%	\$0	0.0%	\$2,581	10.2%	\$27,461	108.4%
C-I Quarterback Club	Ironton	02536	\$1,313,139	\$1,128,153	\$184,986	\$111,646	60.4%	\$24,169	13.1%	\$0	0.0%	\$32,404	17.5%	\$56,573	30.6%
Claremont Area Chamber of Commerce	Claremont	05159	\$1,057,147	\$851,658	\$205,489	\$98,064	47.7%	\$54,566	26.6%	\$0	0.0%	\$42,420	20.6%	\$96,986	47.2%
Clarissa Lions Club	Clarissa	02048	\$216,184	\$173,303	\$42,881	\$23,211	54.1%	\$13,856	32.3%	\$0	0.0%	\$4,674	10.9%	\$18,530	43.2%
Clarkfield Lions Club	Clarkfield	33272	\$251,555	\$206,256	\$45,299	\$21,284	47.0%	\$11,500	25.4%	\$0	0.0%	\$4,190	9.2%	\$15,690	34.6%
Clear Lake Lions Club	Clear Lake	01790	\$3,177,848	\$2,659,305	\$518,543	\$248,638	47.9%	\$109,479	21.1%	\$1,000	0.2%	\$147,566	28.5%	\$258,045	49.8%
Clearbrook Community Club	Clearbrook	00778	\$650,308	\$573,198	\$77,110	\$51,797	67.2%	\$23,129	30.0%	\$0	0.0%	\$7,589	9.8%	\$30,718	39.8%
Clearwater Lions Club	Clearwater	02167	\$879,322	\$719,535	\$159,787	\$92,116	57.6%	\$30,600	19.2%	\$0	0.0%	\$23,060	14.4%	\$53,660	33.6%
Clearwater Trail Blazers Snowmobile Club	Gonvick	32290	\$767,522	\$612,848	\$154,674	\$65,411	42.3%	\$45,846	29.6%	\$17,500	11.3%	\$18,341	11.9%	\$81,687	52.8%
Clements Fire Dept Relief Assoc	Clements	31542	\$165,973	\$126,165	\$39,808	\$18,785	47.2%	\$8,131	20.4%	\$0	0.0%	\$3,900	9.8%	\$12,031	30.2%
Cleveland Firemen's Relief Association	Cleveland	02951	\$401,545	\$323,855	\$77,690	\$39,028	50.2%	\$36,350	46.8%	\$0	0.0%	\$8,149	10.5%	\$44,499	57.3%
Climax Community Club	Climax	01246	\$732,195	\$632,629	\$99,566	\$51,421	51.6%	\$34,416	34.6%	\$0	0.0%	\$11,381	11.4%	\$45,797	46.0%
Climb Inc	Inver Grove Heights	02002	\$10,575,467	\$8,801,175	\$1,774,292	\$852,288	48.0%	\$315,166	17.8%	\$0	0.0%	\$635,784	35.8%	\$950,950	53.6%
Cloquet Amateur Hockey Assoc	Cloquet	01224	\$1,135,629	\$993,639	\$141,990	\$78,537	55.3%	\$25,073	17.7%	\$15,353	10.8%	\$23,784	16.8%	\$64,210	45.2%
Cloquet Amateur Hockey Womens Aux	Cloquet	04882	\$996,057	\$845,380	\$150,677	\$97,962	65.0%	\$29,167	19.4%	\$3,000	2.0%	\$20,750	13.8%	\$52,916	35.1%

## FY2014 Lawful Gambling Organization Annual Report Summary - by Organization Name

Organization Name	City	License Number	Gross Receipts	Prizes	Net Receipts	ALLOWABLE EXPENSES		LAWFUL PURPOSE EXPENDITURES							
						TOTAL	%	Charitable	%	Other	%	Taxes/Fees	%	TOTAL	%
Club Almar Sports Inc	St. Cloud	01557	\$260,836	\$199,820	\$61,016	\$15,676	25.7%	\$37,400	61.3%	\$500	0.8%	\$6,980	11.4%	\$44,880	73.6%
Cokato Firefighters Relief Assoc	Cokato	33641	\$128,881	\$91,352	\$37,529	\$17,457	46.5%	\$13,648	36.4%	\$0	0.0%	\$4,382	11.7%	\$18,029	48.0%
Cold Spring Fire Dept Relief Assoc	Cold Spring	05054	\$291,491	\$230,259	\$61,232	\$31,861	52.0%	\$20,525	33.5%	\$0	0.0%	\$8,522	13.9%	\$29,047	47.4%
Cold Spring Lions Club	Richmond	02364	\$292,865	\$247,850	\$45,015	\$30,141	67.0%	\$9,270	20.6%	\$0	0.0%	\$6,251	13.9%	\$15,521	34.5%
Cologne Firemans Relief Assoc	Cologne	00709	\$376,569	\$309,655	\$66,914	\$40,343	60.3%	\$15,044	22.5%	\$0	0.0%	\$7,300	10.9%	\$22,344	33.4%
Columbia Heights Athletic Boosters Club	Columbia Heights	02072	\$1,075,558	\$810,399	\$265,159	\$147,826	55.7%	\$64,285	24.2%	\$0	0.0%	\$50,423	19.0%	\$114,708	43.3%
Community Charities of Minnesota	Mankato	02650	\$9,322,633	\$7,653,462	\$1,669,171	\$782,946	46.9%	\$345,255	20.7%	\$0	0.0%	\$589,963	35.3%	\$935,218	56.0%
Community Connection of Sauk Centre	Sauk Centre	34704	\$684,836	\$581,701	\$103,135	\$63,721	61.8%	\$47,903	46.4%	\$530	0.5%	\$12,423	12.0%	\$60,856	59.0%
Confidence Learning Center	East Gull Lake	00691	\$9,515,534	\$7,731,768	\$1,783,766	\$906,156	50.8%	\$309,988	17.4%	\$0	0.0%	\$597,612	33.5%	\$907,600	50.9%
Cook Firemens Relief Association	Cook	03754	\$247,068	\$197,324	\$49,744	\$29,407	59.1%	\$15,656	31.5%	\$50	0.1%	\$5,474	11.0%	\$21,180	42.6%
Cook Timberwolves Snowmobile Club	Cook	05108	\$452,809	\$369,814	\$82,995	\$45,458	54.8%	\$37,996	45.8%	\$0	0.0%	\$10,880	13.1%	\$48,876	58.9%
Coon Lake Community & Senior Ctr	Wyoming	03403	\$472,580	\$380,371	\$92,209	\$45,824	49.7%	\$21,082	22.9%	\$4,455	4.8%	\$12,173	13.2%	\$37,710	40.9%
Coon Rapids Lions Club	Coon Rapids	00013	\$1,715,656	\$1,415,936	\$299,720	\$207,622	69.3%	\$19,520	6.5%	\$0	0.0%	\$72,033	24.0%	\$91,553	30.5%
Coon Rapids Mat Bandits Wrestling Club	Coon Rapids	05645	\$6,467,004	\$5,379,527	\$1,087,477	\$547,471	50.3%	\$238,729	22.0%	\$0	0.0%	\$327,065	30.1%	\$565,794	52.0%
Coon Rapids National Little League	Anoka	04404	\$4,005,172	\$3,355,183	\$649,989	\$323,096	49.7%	\$137,015	21.1%	\$0	0.0%	\$206,917	31.8%	\$343,932	52.9%
Coon Rapids Youth Hockey Assoc	Coon Rapids	35285	\$4,056,358	\$3,329,434	\$726,923	\$312,280	43.0%	\$261,777	36.0%	\$0	0.0%	\$194,458	26.8%	\$456,234	62.8%
Cormorant Lakes Sportsman Club	Audubon	00594	\$1,581,819	\$1,235,226	\$346,593	\$157,540	45.5%	\$119,751	34.6%	\$3,372	1.0%	\$82,614	23.8%	\$205,736	59.4%
Cosmos Lions Club	Cosmos	02401	\$57,974	\$48,979	\$8,995	\$6,649	73.9%	\$1,625	18.1%	\$0	0.0%	\$1,117	12.4%	\$2,742	30.5%
Cottage Grove Athletic Assoc	Cottage Grove	01612	\$2,627,048	\$2,194,178	\$432,869	\$234,114	54.1%	\$59,722	13.8%	\$0	0.0%	\$112,002	25.9%	\$171,724	39.7%
Cotter High School Winona	Winona	00450	\$1,412,677	\$1,158,407	\$254,270	\$132,894	52.3%	\$67,150	26.4%	\$0	0.0%	\$55,434	21.8%	\$122,584	48.2%
Cottonwood Co Game & Fish Protective L	Windom	02553	\$227,518	\$183,000	\$44,518	\$23,097	51.9%	\$13,188	29.6%	\$0	0.0%	\$4,701	10.6%	\$17,889	40.2%
Courtland Lions Club	Courtland	01524	\$278,052	\$217,004	\$61,048	\$29,806	48.8%	\$18,886	30.9%	\$0	0.0%	\$6,481	10.6%	\$25,367	41.6%
Crooked Lake Fire Fighter's Relief Associ	Outing	92334	\$334,270	\$271,996	\$62,274	\$30,099	48.3%	\$15,493	24.9%	\$600	1.0%	\$6,362	10.2%	\$22,455	36.1%
Crookston Baseball Association	Crookston	93145	\$425,706	\$329,143	\$96,563	\$70,690	73.2%	\$3,000	3.1%	\$0	0.0%	\$12,482	12.9%	\$15,482	16.0%
Crookston Firefighters Association	Crookston	34918	\$734,744	\$601,091	\$133,653	\$64,498	48.3%	\$5,970	4.5%	\$24,752	18.5%	\$37,198	27.8%	\$67,920	50.8%
Crosby Fire Relief Assoc	Crosby	02476	\$2,623,587	\$2,305,573	\$318,014	\$177,067	55.7%	\$73,625	23.2%	\$0	0.0%	\$83,037	26.1%	\$156,662	49.3%
Crosslake Ideal Lions Club	Crosslake	01487	\$957,630	\$780,329	\$177,301	\$87,265	49.2%	\$73,279	41.3%	\$0	0.0%	\$32,372	18.3%	\$105,651	59.6%
Crow River Sno Pros	Hutchinson	04900	\$1,032,814	\$858,870	\$173,944	\$78,105	44.9%	\$43,721	25.1%	\$24,427	14.0%	\$30,578	17.6%	\$98,726	56.8%
Crow River Youth Hockey Assoc	Delano	02425	\$1,817,048	\$1,565,934	\$251,114	\$167,441	66.7%	\$30,000	11.9%	\$0	0.0%	\$60,030	23.9%	\$90,030	35.9%
Crucifixion Church La Crescent	La Crescent	00768	\$378,764	\$294,537	\$84,227	\$43,268	51.4%	\$19,119	22.7%	\$0	0.0%	\$7,655	9.1%	\$26,774	31.8%
Crystal Lions Club	Crystal	01668	\$1,116,668	\$932,948	\$183,720	\$133,409	72.6%	\$16,880	9.2%	\$0	0.0%	\$32,941	17.9%	\$49,821	27.1%
Cura Center	St. Cloud	01618	\$1,153,059	\$854,057	\$299,002	\$253,825	84.9%	\$28,100	9.4%	\$0	0.0%	\$31,980	10.7%	\$60,080	20.1%
Currie Town & Country Boosters	Currie	02568	\$391,304	\$308,658	\$82,646	\$60,905	73.7%	\$14,256	17.2%	\$1,018	1.2%	\$13,108	15.9%	\$28,382	34.3%
Cuyuna Firemen's Relief Assoc	Deerwood	02163	\$1,589,280	\$1,356,578	\$232,702	\$136,994	58.9%	\$52,540	22.6%	\$0	0.0%	\$43,999	18.9%	\$96,539	41.5%

## FY2014 Lawful Gambling Organization Annual Report Summary - by Organization Name

Organization Name	City	License Number	Gross Receipts	Prizes	Net Receipts	ALLOWABLE EXPENSES		LAWFUL PURPOSE EXPENDITURES							
						TOTAL	%	Charitable	%	Other	%	Taxes/Fees	%	TOTAL	%
Cyrus Fire Dept Relief Assoc	Cyrus	02171	\$154,334	\$123,039	\$31,295	\$22,125	70.7%	\$8,200	26.2%	\$0	0.0%	\$3,570	11.4%	\$11,770	37.6%
Czech & Slovak Sokol Minnesota	St. Paul	03902	\$678,169	\$550,945	\$127,224	\$82,167	64.6%	\$27,132	21.3%	\$0	0.0%	\$20,005	15.7%	\$47,137	37.1%
Danube Lions Club	Danube	05631	\$149,961	\$120,568	\$29,393	\$12,359	42.0%	\$13,003	44.2%	\$200	0.7%	\$3,560	12.1%	\$16,763	57.0%
Darfur Sportsmens Club	Darfur	34306	\$304,287	\$250,159	\$54,128	\$31,711	58.6%	\$18,216	33.7%	\$0	0.0%	\$5,928	11.0%	\$24,144	44.6%
Dawson Fire Department Relief Associatic	Dawson	33444	\$2,041,171	\$1,731,178	\$309,993	\$162,019	52.3%	\$68,860	22.2%	\$0	0.0%	\$78,099	25.2%	\$146,959	47.4%
Dayton Lions Club	Osseo	01875	\$1,233,287	\$1,039,836	\$193,451	\$101,799	52.6%	\$48,649	25.1%	\$0	0.0%	\$38,101	19.7%	\$86,750	44.8%
Dead Broke Saddle Club	Hugo	03800	\$2,170,984	\$1,752,345	\$418,639	\$219,606	52.5%	\$61,495	14.7%	\$0	0.0%	\$117,512	28.1%	\$179,007	42.8%
Deer Creek Lions Club	Deer Creek	02157	\$397,420	\$318,656	\$78,764	\$42,726	54.2%	\$27,909	35.4%	\$0	0.0%	\$7,486	9.5%	\$35,395	44.9%
Deerwood Fire Relief Assoc	Deerwood	03780	\$781,605	\$638,658	\$142,947	\$107,017	74.9%	\$21,584	15.1%	\$0	0.0%	\$19,234	13.5%	\$40,817	28.6%
Defeat of Jesse James Days Committee	Northfield	05596	\$391,485	\$316,463	\$75,022	\$37,037	49.4%	\$28,750	38.3%	\$0	0.0%	\$7,144	9.5%	\$35,894	47.8%
Dennison Lions Club	Dennison	02762	\$104,613	\$81,829	\$22,784	\$17,818	78.2%	\$4,116	18.1%	\$0	0.0%	\$2,760	12.1%	\$6,876	30.2%
Dent Firefighters Relief Assoc	Dent	02891	\$1,245,870	\$1,058,754	\$187,116	\$92,156	49.3%	\$64,200	34.3%	\$0	0.0%	\$36,584	19.6%	\$100,784	53.9%
Dent Lions Club	Dent	01980	\$474,895	\$387,266	\$87,629	\$54,554	62.3%	\$27,004	30.8%	\$0	0.0%	\$8,377	9.6%	\$35,381	40.4%
Detroit Lakes Shrine Club	Detroit Lakes	02477	\$1,219,066	\$1,024,535	\$194,531	\$121,748	62.6%	\$27,465	14.1%	\$0	0.0%	\$43,937	22.6%	\$71,402	36.7%
Detroit Lakes Youth Hockey Assoc	Detroit Lakes	99011	\$279,707	\$209,754	\$69,954	\$28,048	40.1%	\$30,000	42.9%	\$0	0.0%	\$7,635	10.9%	\$37,635	53.8%
Dexter Firefighters Relief Assoc	Dexter	03143	\$513,981	\$428,921	\$85,060	\$44,210	52.0%	\$39,000	45.8%	\$0	0.0%	\$8,122	9.5%	\$47,122	55.4%
Dilworth Lions Club	Dilworth	01877	\$535,467	\$438,963	\$96,504	\$54,315	56.3%	\$30,276	31.4%	\$0	0.0%	\$8,727	9.0%	\$39,003	40.4%
District 284 Youth Hockey Assoc	Plymouth	27345	\$2,116,496	\$1,746,632	\$369,864	\$156,529	42.3%	\$124,994	33.8%	\$0	0.0%	\$87,465	23.6%	\$212,459	57.4%
Divine Mercy Church & School	Faribault	01632	\$909,912	\$736,886	\$173,026	\$67,147	38.8%	\$80,883	46.7%	\$0	0.0%	\$25,047	14.5%	\$105,931	61.2%
Douglas Area Trail Assoc	Alexandria	05642	\$1,449,360	\$1,185,962	\$263,398	\$136,116	51.7%	\$60,247	22.9%	\$0	0.0%	\$64,302	24.4%	\$124,549	47.3%
Dover Fire Relief Association	Dover	03056	\$2,415,847	\$1,925,193	\$490,654	\$250,394	51.0%	\$110,127	22.4%	\$0	0.0%	\$141,296	28.8%	\$251,423	51.2%
Dr. J. E. Le Clerc Council 2895 Knights of	Le Sueur	33450	\$1,139,261	\$958,334	\$180,926	\$90,744	50.2%	\$53,055	29.3%	\$0	0.0%	\$31,304	17.3%	\$84,359	46.6%
Duluth Curling Club	Duluth	05277	\$942,095	\$790,110	\$151,985	\$74,997	49.3%	\$55,020	36.2%	\$0	0.0%	\$28,183	18.5%	\$83,203	54.7%
Duluth Softball Players Association	Duluth	02794	\$2,444,292	\$2,032,978	\$411,314	\$265,878	64.6%	\$4,229	1.0%	\$0	0.0%	\$125,164	30.4%	\$129,393	31.5%
Dundas Baseball Assoc	Dundas	02112	\$492,143	\$399,559	\$92,584	\$47,052	50.8%	\$35,594	38.4%	\$0	0.0%	\$9,425	10.2%	\$45,019	48.6%
Eagan Hockey Assoc	Eagan	02145	\$7,625,949	\$6,653,405	\$972,544	\$387,264	39.8%	\$359,990	37.0%	\$0	0.0%	\$323,326	33.2%	\$683,316	70.3%
Eagan Lions Club	Eagan	02228	\$1,830,938	\$1,556,907	\$274,031	\$146,958	53.6%	\$85,575	31.2%	\$0	0.0%	\$60,914	22.2%	\$146,489	53.5%
Eagle Bend Fire Dept Relief Assoc	Eagle Bend	02356	\$352,285	\$286,845	\$65,440	\$32,806	50.1%	\$32,100	49.1%	\$0	0.0%	\$6,780	10.4%	\$38,880	59.4%
Eagle Bend Lions Club	Eagle Bend	05417	\$359,122	\$280,873	\$78,249	\$29,631	37.9%	\$39,950	51.1%	\$0	0.0%	\$8,037	10.3%	\$47,987	61.3%
Eagle Lake Fire Relief Assoc	Eagle Lake	02142	\$357,816	\$298,478	\$59,338	\$31,920	53.8%	\$17,490	29.5%	\$0	0.0%	\$6,299	10.6%	\$23,789	40.1%
Eagles Aerie 1243 Winona	Winona	00242	\$1,586,280	\$1,248,552	\$337,728	\$168,653	49.9%	\$46,686	13.8%	\$42,478	12.6%	\$89,956	26.6%	\$179,120	53.0%
Eagles Aerie 1460 Faribault	Faribault	00741	\$762,597	\$602,884	\$159,713	\$108,858	68.2%	\$16,770	10.5%	\$23,602	14.8%	\$18,641	11.7%	\$59,013	36.9%
Eagles Aerie 1791 Owatonna	Owatonna	00333	\$1,110,091	\$862,293	\$247,798	\$100,598	40.6%	\$31	0.0%	\$113,208	45.7%	\$40,793	16.5%	\$154,032	62.2%
Eagles Aerie 2228 Zumbro Rochester	Rochester	00674	\$1,242,900	\$945,585	\$297,315	\$137,971	46.4%	\$44,919	15.1%	\$68,182	22.9%	\$54,224	18.2%	\$167,325	56.3%

## FY2014 Lawful Gambling Organization Annual Report Summary - by Organization Name

Organization Name	City	License Number	Gross Receipts	Prizes	Net Receipts	ALLOWABLE EXPENSES		LAWFUL PURPOSE EXPENDITURES							
						TOTAL	%	Charitable	%	Other	%	Taxes/Fees	%	TOTAL	%
Eagles Aerie 2242 Northfield	Northfield	00318	\$356,145	\$288,850	\$67,295	\$40,371	60.0%	\$500	0.7%	\$14,400	21.4%	\$6,906	10.3%	\$21,806	32.4%
Eagles Aerie 2258 Albert Lea	Albert Lea	00060	\$648,467	\$518,165	\$130,302	\$72,919	56.0%	\$7,973	6.1%	\$30,562	23.5%	\$14,867	11.4%	\$53,403	41.0%
Eagles Aerie 2334 Willmar	Willmar	00245	\$1,085,946	\$874,294	\$211,652	\$80,840	38.2%	\$25,770	12.2%	\$30,386	14.4%	\$36,210	17.1%	\$92,366	43.6%
Eagles Aerie 2339 Fergus Falls	Fergus Falls	00400	\$2,348,672	\$2,016,649	\$332,023	\$143,617	43.3%	\$39,595	11.9%	\$49,877	15.0%	\$86,762	26.1%	\$176,234	53.1%
Eagles Aerie 2342 Past Presidents Club D	Detroit Lakes	04238	\$923,967	\$779,894	\$144,073	\$112,172	77.9%	\$24,824	17.2%	\$954	0.7%	\$18,030	12.5%	\$43,808	30.4%
Eagles Aerie 2368 Thief River Falls	Thief River Falls	00092	\$1,082,572	\$828,332	\$254,241	\$103,532	40.7%	\$88,451	34.8%	\$26,538	10.4%	\$27,946	11.0%	\$142,935	56.2%
Eagles Aerie 2469 Grand Rapids	Grand Rapids	01038	\$1,676,521	\$1,354,710	\$321,811	\$164,131	51.0%	\$49,264	15.3%	\$56,090	17.4%	\$68,349	21.2%	\$173,703	54.0%
Eagles Aerie 2617 Hallock	Hallock	01223	\$136,765	\$109,226	\$27,539	\$13,067	47.5%	\$15,750	57.2%	\$1,964	7.1%	\$3,539	12.9%	\$21,253	77.2%
Eagles Aerie 269 Mankato	Mankato	00420	\$3,206,033	\$2,616,020	\$590,013	\$290,420	49.2%	\$29,077	4.9%	\$72,314	12.3%	\$188,539	32.0%	\$289,930	49.1%
Eagles Aerie 287 Brainerd	Brainerd	00627	\$811,657	\$676,199	\$135,457	\$89,324	65.9%	\$21,074	15.6%	\$17,414	12.9%	\$18,761	13.8%	\$57,248	42.3%
Eagles Aerie 3063 Runestone Alexandria	Alexandria	00046	\$1,898,908	\$1,629,531	\$269,377	\$148,904	55.3%	\$30,563	11.3%	\$33,242	12.3%	\$58,367	21.7%	\$122,173	45.4%
Eagles Aerie 3208 Richfield Bloomington	Bloomington	00757	\$1,025,370	\$856,107	\$169,263	\$101,838	60.2%	\$15,581	9.2%	\$35,472	21.0%	\$26,750	15.8%	\$77,803	46.0%
Eagles Aerie 3264 Elk River	Elk River	00668	\$387,379	\$324,612	\$62,767	\$55,885	89.0%	\$8,685	13.8%	\$10,016	16.0%	\$7,555	12.0%	\$26,257	41.8%
Eagles Aerie 3282 Worthington	Worthington	00395	\$133,643	\$99,194	\$34,449	\$11,543	33.5%	\$5,703	16.6%	\$14,931	43.3%	\$7,960	23.1%	\$28,594	83.0%
Eagles Aerie 3394 Fairmont	Fairmont	00122	\$60,056	\$45,948	\$14,108	\$4,573	32.4%	\$400	2.8%	\$7,799	55.3%	\$1,877	13.3%	\$10,076	71.4%
Eagles Aerie 34 Minneapolis	Minneapolis	00364	\$1,654,793	\$1,324,540	\$330,253	\$172,387	52.2%	\$7,297	2.2%	\$31,850	9.6%	\$86,081	26.1%	\$125,228	37.9%
Eagles Aerie 3403 Luverne	Luverne	00258	\$131,170	\$96,720	\$34,450	\$18,007	52.3%	\$2,190	6.4%	\$9,969	28.9%	\$6,526	18.9%	\$18,685	54.2%
Eagles Aerie 3405 Marshall	Marshall	00237	\$123,323	\$80,411	\$42,912	\$32,508	75.8%	\$3,200	7.5%	\$8,345	19.4%	\$4,145	9.7%	\$15,691	36.6%
Eagles Aerie 3420 St. James	St. James	00323	\$904,985	\$746,362	\$158,623	\$101,428	63.9%	\$16,883	10.6%	\$20,370	12.8%	\$26,976	17.0%	\$64,229	40.5%
Eagles Aerie 3424 Litchfield	Litchfield	00645	\$479,867	\$398,137	\$81,730	\$38,901	47.6%	\$8,839	10.8%	\$31,972	39.1%	\$10,692	13.1%	\$51,503	63.0%
Eagles Aerie 3486 Karlstad	Karlstad	01585	\$243,234	\$205,919	\$37,316	\$17,590	47.1%	\$17,839	47.8%	\$6,186	16.6%	\$4,717	12.6%	\$28,741	77.0%
Eagles Aerie 350 Dacotah East Grand For	East Grand Forks	00543	\$1,841,915	\$1,541,003	\$300,912	\$157,781	52.4%	\$24,266	8.1%	\$27,963	9.3%	\$78,035	25.9%	\$130,264	43.3%
Eagles Aerie 3718 New Brighton	New Brighton	00541	\$1,068,916	\$912,699	\$156,217	\$78,224	50.1%	\$7,361	4.7%	\$45,482	29.1%	\$22,109	14.2%	\$74,952	48.0%
Eagles Aerie 3918 Tracy	Tracy	00326	\$138,415	\$109,400	\$29,015	\$9,766	33.7%	\$9,075	31.3%	\$6,723	23.2%	\$5,264	18.1%	\$21,062	72.6%
Eagles Aerie 4031 Farmington	Farmington	01264	\$1,001,237	\$845,897	\$155,340	\$95,668	61.6%	\$8,600	5.5%	\$27,600	17.8%	\$22,733	14.6%	\$58,933	37.9%
Eagles Aerie 4120 Shakopee	Shakopee	01623	\$822,790	\$669,334	\$153,456	\$74,824	48.8%	\$56,674	36.9%	\$23,165	15.1%	\$23,908	15.6%	\$103,747	67.6%
Eagles Aerie 620 Morris	Morris	00260	\$616,887	\$510,397	\$106,490	\$59,658	56.0%	\$42,513	39.9%	\$3,135	2.9%	\$11,416	10.7%	\$57,064	53.6%
Eagles Aerie 622 St. Cloud	St. Cloud	00381	\$879,810	\$698,614	\$181,197	\$115,185	63.6%	\$10,592	5.8%	\$12,585	6.9%	\$34,903	19.3%	\$58,080	32.1%
Eagles Aerie 703 Lookout Austin	Austin	00412	\$1,229,507	\$953,528	\$275,979	\$114,323	41.4%	\$19,087	6.9%	\$74,363	26.9%	\$55,813	20.2%	\$149,264	54.1%
Eagles Aerie 873 Crookston	Crookston	00449	\$1,096,162	\$936,869	\$159,294	\$82,496	51.8%	\$19,199	12.1%	\$36,750	23.1%	\$26,090	16.4%	\$82,039	51.5%
Eagles Aerie 94 Stillwater	Stillwater	00259	\$2,032,934	\$1,719,324	\$313,610	\$198,939	63.4%	\$5,803	1.9%	\$47,329	15.1%	\$81,914	26.1%	\$135,046	43.1%
East Grand Forks Blue Line Club	East Grand Forks	01656	\$438,393	\$325,731	\$112,662	\$47,766	42.4%	\$28,976	25.7%	\$0	0.0%	\$11,325	10.1%	\$40,301	35.8%
East Hubbard Co Fire Dist	Akeley	05312	\$489,125	\$416,303	\$72,822	\$35,320	48.5%	\$28,455	39.1%	\$0	0.0%	\$7,643	10.5%	\$36,098	49.6%
Eastern Morrison County 4 Wheeler Club	Pierz	05106	\$611,882	\$450,125	\$161,757	\$82,757	51.2%	\$51,240	31.7%	\$0	0.0%	\$14,971	9.3%	\$66,211	40.9%

## FY2014 Lawful Gambling Organization Annual Report Summary - by Organization Name

Organization Name	City	License Number	Gross Receipts	Prizes	Net Receipts	ALLOWABLE EXPENSES		LAWFUL PURPOSE EXPENDITURES							
						TOTAL	%	Charitable	%	Other	%	Taxes/Fees	%	TOTAL	%
Eastview Hockey Assoc	Apple Valley	36438	\$2,101,225	\$1,771,339	\$329,886	\$135,151	41.0%	\$105,000	31.8%	\$0	0.0%	\$79,367	24.1%	\$184,367	55.9%
Eden Valley Hawks Baseball Club	Eden Valley	02120	\$158,342	\$127,105	\$31,237	\$19,302	61.8%	\$11,591	37.1%	\$0	0.0%	\$3,838	12.3%	\$15,429	49.4%
Eden Valley Lions Club	Eden Valley	01530	\$991,646	\$816,292	\$175,354	\$87,725	50.0%	\$59,431	33.9%	\$900	0.5%	\$25,977	14.8%	\$86,308	49.2%
Edinburgh USA Pro Am Foundation	Brooklyn Park	36222	\$2,752,364	\$2,349,622	\$402,742	\$252,686	62.7%	\$26,025	6.5%	\$0	0.0%	\$111,025	27.6%	\$137,050	34.0%
Edison Community Sports Foundation	Minneapolis	01861	\$841,047	\$671,845	\$169,202	\$126,175	74.6%	\$10,000	5.9%	\$0	0.0%	\$29,328	17.3%	\$39,328	23.2%
Eitzen Fire & Rescue Association Inc	Eitzen	32660	\$162,188	\$130,548	\$31,640	\$12,767	40.4%	\$20,574	65.0%	\$0	0.0%	\$3,893	12.3%	\$24,467	77.3%
Elbow Lake Firemens Relief Assoc	Elbow Lake	01968	\$1,475,458	\$1,241,980	\$233,478	\$88,835	38.0%	\$104,550	44.8%	\$0	0.0%	\$52,453	22.5%	\$157,003	67.2%
Elgin Fire Relief Association	Elgin	05658	\$649,416	\$524,774	\$124,642	\$56,441	45.3%	\$57,840	46.4%	\$0	0.0%	\$12,924	10.4%	\$70,764	56.8%
Elizabeth Fire Dept Relief Assoc	Elizabeth	01686	\$557,662	\$465,494	\$92,168	\$40,807	44.3%	\$37,213	40.4%	\$0	0.0%	\$9,265	10.1%	\$46,478	50.4%
Elk River Lions Club	Elk River	02257	\$4,539,919	\$3,903,468	\$636,452	\$327,354	51.4%	\$88,833	14.0%	\$0	0.0%	\$194,823	30.6%	\$283,656	44.6%
Elk River Youth Hockey Assoc	Elk River	01536	\$2,259,414	\$1,891,133	\$368,281	\$174,885	47.5%	\$108,188	29.4%	\$0	0.0%	\$92,018	25.0%	\$200,206	54.4%
Elko Baseball Club	Elko New Market	02943	\$403,431	\$326,154	\$77,278	\$55,767	72.2%	\$27,965	36.2%	\$0	0.0%	\$8,078	10.5%	\$36,043	46.6%
Elks Lodge 1003 Virginia	Virginia	01191	\$1,268,945	\$1,057,452	\$211,493	\$122,251	57.8%	\$38,737	18.3%	\$31,972	15.1%	\$33,527	15.9%	\$104,236	49.3%
Elks Lodge 1091 Rochester	Rochester	00288	\$178,795	\$140,416	\$38,379	\$34,556	90.0%	\$3,302	8.6%	\$60	0.2%	\$4,156	10.8%	\$7,518	19.6%
Elks Lodge 1161 Eveleth	Eveleth	01637	\$233,962	\$178,622	\$55,340	\$24,901	45.0%	\$15,778	28.5%	\$14,877	26.9%	\$10,555	19.1%	\$41,210	74.5%
Elks Lodge 1166 Faribault	Faribault	00872	\$206,497	\$158,371	\$48,126	\$24,995	51.9%	\$17,869	37.1%	\$100	0.2%	\$5,244	10.9%	\$23,214	48.2%
Elks Lodge 1308 Thief River Falls	Thief River Falls	00358	\$146,516	\$108,776	\$37,740	\$18,816	49.9%	\$8,443	22.4%	\$15,963	42.3%	\$5,868	15.5%	\$30,274	80.2%
Elks Lodge 133 Duluth	Duluth	01001	\$109,575	\$88,833	\$20,743	\$7,679	37.0%	\$2,140	10.3%	\$3,000	14.5%	\$3,431	16.5%	\$8,571	41.3%
Elks Lodge 1395 Owatonna	Owatonna	01169	\$583,310	\$456,608	\$126,702	\$67,850	53.6%	\$17,767	14.0%	\$39,483	31.2%	\$15,859	12.5%	\$73,109	57.7%
Elks Lodge 1685 Alexandria	Alexandria	01110	\$2,866,349	\$2,480,886	\$385,463	\$207,564	53.8%	\$27,802	7.2%	\$28,524	7.4%	\$107,719	27.9%	\$164,045	42.6%
Elks Lodge 179 Stillwater	Stillwater	01058	\$642,239	\$520,073	\$122,166	\$81,351	66.6%	\$28,348	23.2%	\$0	0.0%	\$16,500	13.5%	\$44,849	36.7%
Elks Lodge 2221 Hopkins	Hopkins	00365	\$327,578	\$275,390	\$52,188	\$33,123	63.5%	\$8,713	16.7%	\$6,000	11.5%	\$5,590	10.7%	\$20,303	38.9%
Elks Lodge 2287 Worthington	Worthington	00192	\$97,105	\$78,373	\$18,732	\$8,078	43.1%	\$4,702	25.1%	\$3,574	19.1%	\$2,901	15.5%	\$11,176	59.7%
Elks Lodge 2386 Wadena	Wadena	00802	\$657,773	\$557,973	\$99,800	\$68,641	68.8%	\$14,393	14.4%	\$9,336	9.4%	\$10,231	10.3%	\$33,960	34.0%
Elks Lodge 2427 Hutchinson	Hutchinson	00196	\$282,659	\$212,293	\$70,367	\$46,037	65.4%	\$8,273	11.8%	\$14,832	21.1%	\$7,643	10.9%	\$30,748	43.7%
Elks Lodge 327 Winona	Goodview	00546	\$184,529	\$132,099	\$52,430	\$24,153	46.1%	\$17,877	34.1%	\$3,770	7.2%	\$4,860	9.3%	\$26,507	50.6%
Elks Lodge 44 Minneapolis	Brooklyn Park	00244	\$1,368,283	\$1,186,248	\$182,035	\$104,120	57.2%	\$25,421	14.0%	\$12,444	6.8%	\$30,274	16.6%	\$68,139	37.4%
Elks Lodge 615 Brainerd	Brainerd	00496	\$264,112	\$196,734	\$67,378	\$34,762	51.6%	\$14,274	21.2%	\$10,779	16.0%	\$7,881	11.7%	\$32,934	48.9%
Elks Lodge 845 Red Wing	Red Wing	00979	\$230,526	\$187,009	\$43,517	\$11,122	25.6%	\$13,159	30.2%	\$8,244	18.9%	\$3,741	8.6%	\$25,144	57.8%
Elks Lodge 952 Willmar	Willmar	00398	\$80,210	\$66,342	\$13,868	\$9,439	68.1%	\$4,765	34.4%	\$0	0.0%	\$1,915	13.8%	\$6,680	48.2%
Elrosa Baseball Club	Elrosa	01955	\$396,592	\$324,768	\$71,824	\$30,437	42.4%	\$27,868	38.8%	\$6,342	8.8%	\$6,976	9.7%	\$41,187	57.3%
Ely Igloo Snowmobile Club	Ely	04652	\$418,736	\$330,750	\$87,986	\$44,750	50.9%	\$22,222	25.3%	\$0	0.0%	\$10,658	12.1%	\$32,880	37.4%
Ely Winton Rod and Gun Club	Winton	04828	\$921,538	\$768,361	\$153,177	\$106,093	69.3%	\$1,520	1.0%	\$17,039	11.1%	\$26,742	17.5%	\$45,301	29.6%
Elysian Fire Dept Relief Assoc	Elysian	02222	\$283,773	\$226,786	\$56,987	\$33,560	58.9%	\$27,037	47.4%	\$0	0.0%	\$6,146	10.8%	\$33,183	58.2%



## FY2014 Lawful Gambling Organization Annual Report Summary - by Organization Name

Organization Name	City	License Number	Gross Receipts	Prizes	Net Receipts	ALLOWABLE EXPENSES		LAWFUL PURPOSE EXPENDITURES							
						TOTAL	%	Charitable	%	Other	%	Taxes/Fees	%	TOTAL	%
Emily Firemen's Relief Assoc	Emily	02215	\$272,508	\$205,640	\$66,868	\$42,254	63.2%	\$24,225	36.2%	\$100	0.1%	\$6,248	9.3%	\$30,573	45.7%
Essig Baseball Club Inc	New Ulm	01614	\$339,980	\$272,050	\$67,930	\$32,403	47.7%	\$34,702	51.1%	\$0	0.0%	\$7,204	10.6%	\$41,906	61.7%
Evansville Firemens Relief Assoc	Evansville	02399	\$1,305,885	\$1,131,064	\$174,821	\$84,423	48.3%	\$45,613	26.1%	\$0	0.0%	\$40,268	23.0%	\$85,881	49.1%
Fairfax Baseball Assoc	Fairfax	02240	\$129,200	\$104,749	\$24,451	\$12,490	51.1%	\$5,772	23.6%	\$0	0.0%	\$3,326	13.6%	\$9,098	37.2%
Fairmont Fire Department Relief Assoc	Fairmont	03050	\$976,564	\$805,040	\$171,524	\$81,572	47.6%	\$65,991	38.5%	\$0	0.0%	\$30,400	17.7%	\$96,391	56.2%
Fairmont Youth Hockey Assoc	Fairmont	01209	\$3,171,343	\$2,683,710	\$487,633	\$278,175	57.0%	\$67,833	13.9%	\$100	0.0%	\$154,810	31.7%	\$222,744	45.7%
Faribault Hockey Assoc	Faribault	03911	\$601,402	\$436,185	\$165,217	\$67,961	41.1%	\$80,937	49.0%	\$146	0.1%	\$20,762	12.6%	\$101,844	61.6%
Faribault Wrestling Club	Faribault	07193	\$116,215	\$90,338	\$25,877	\$12,606	48.7%	\$10,608	41.0%	\$0	0.0%	\$3,891	15.0%	\$14,499	56.0%
Farmington Firefighters Relief Assoc	Farmington	04609	\$969,229	\$826,968	\$142,261	\$68,184	47.9%	\$29,600	20.8%	\$0	0.0%	\$20,525	14.4%	\$50,125	35.2%
Farmington Wrestling Club	Hampton	92995	\$816,597	\$693,578	\$123,019	\$58,917	47.9%	\$32,742	26.6%	\$0	0.0%	\$16,362	13.3%	\$49,104	39.9%
Farmington Youth Hockey Association	Farmington	03762	\$884,184	\$744,983	\$139,201	\$56,349	40.5%	\$40,000	28.7%	\$0	0.0%	\$14,612	10.5%	\$54,612	39.2%
Fergus Falls Hockey Assoc	Fergus Falls	02107	\$304,788	\$201,135	\$103,652	\$47,685	46.0%	\$52,376	50.5%	\$0	0.0%	\$14,263	13.8%	\$66,639	64.3%
Fertile Firemen's Relief Association	Fertile	01871	\$1,230,718	\$1,064,636	\$166,082	\$80,313	48.4%	\$64,463	38.8%	\$0	0.0%	\$28,846	17.4%	\$93,309	56.2%
Fifty Lakes Fire Relief Assoc	Fifty Lakes	01732	\$523,907	\$428,144	\$95,763	\$45,342	47.3%	\$42,790	44.7%	\$0	0.0%	\$8,973	9.4%	\$51,763	54.1%
Finlayson & Giese Lions Club	Finlayson	02158	\$440,420	\$358,383	\$82,038	\$40,887	49.8%	\$18,951	23.1%	\$0	0.0%	\$7,750	9.4%	\$26,701	32.5%
Flom Community Club, Inc	Flom	33534	\$25,019	\$12,692	\$12,327	\$918	7.4%	\$2,627	21.3%	\$832	6.7%	\$1,177	9.5%	\$4,637	37.6%
Floodwood Business & Community Partne	Floodwood	35753	\$85,218	\$69,143	\$16,075	\$11,245	70.0%	\$4,982	31.0%	\$0	0.0%	\$2,133	13.3%	\$7,115	44.3%
Flyer Athletic Boosters	Little Falls	35880	\$554,465	\$448,203	\$106,262	\$57,228	53.9%	\$32,000	30.1%	\$0	0.0%	\$12,330	11.6%	\$44,330	41.7%
Forada Firemens Relief Association	Alexandria	01879	\$691,502	\$579,791	\$111,711	\$62,185	55.7%	\$32,209	28.8%	\$0	0.0%	\$13,673	12.2%	\$45,882	41.1%
Forest Lake Athletic Assoc	Forest Lake	04354	\$2,210,552	\$1,817,236	\$393,316	\$210,797	53.6%	\$68,728	17.5%	\$0	0.0%	\$113,840	28.9%	\$182,568	46.4%
Foreston Firemen's Relief Association	Foreston	00754	\$313,784	\$248,755	\$65,029	\$39,937	61.4%	\$18,141	27.9%	\$375	0.6%	\$6,104	9.4%	\$24,620	37.9%
Fountain Firefighters Relief Assoc	Fountain	03105	\$807,820	\$670,470	\$137,350	\$60,224	43.8%	\$55,703	40.6%	\$0	0.0%	\$19,802	14.4%	\$75,505	55.0%
Fourtown Grygla Sportsman Club	Thief River Falls	02435	\$23,448	\$13,372	\$10,076	\$11,510	114.2%	\$2,787	27.7%	\$0	0.0%	\$918	9.1%	\$3,705	36.8%
Fox Lake Conservation League	Sherburn	05344	\$2,400,090	\$2,027,602	\$372,488	\$185,713	49.9%	\$104,307	28.0%	\$0	0.0%	\$98,595	26.5%	\$202,901	54.5%
Foxtailers Snowmobile Club	St. Michael	04858	\$85,282	\$68,581	\$16,701	\$9,872	59.1%	\$6,745	40.4%	\$0	0.0%	\$2,235	13.4%	\$8,980	53.8%
Franklin Lions Club	Franklin	02804	\$80,550	\$61,260	\$19,290	\$12,644	65.5%	\$4,200	21.8%	\$0	0.0%	\$2,417	12.5%	\$6,617	34.3%
Fraternal Order of Police Minn Lodge 1	Inver Grove Heights	05453	\$1,232,265	\$1,008,643	\$223,622	\$144,356	64.6%	\$28,348	12.7%	\$0	0.0%	\$47,442	21.2%	\$75,791	33.9%
Frazee Lions Club	Frazee	01763	\$1,173,613	\$976,278	\$197,335	\$139,412	70.6%	\$21,691	11.0%	\$1,200	0.6%	\$36,691	18.6%	\$59,582	30.2%
Freeborn County Humane Society	Albert Lea	04538	\$233,225	\$193,825	\$39,400	\$23,374	59.3%	\$19,100	48.5%	\$0	0.0%	\$3,779	9.6%	\$22,879	58.1%
Freeport Lions Club	Freeport	01465	\$832,443	\$683,310	\$149,133	\$67,999	45.6%	\$56,682	38.0%	\$0	0.0%	\$19,919	13.4%	\$76,601	51.4%
Fridley Lions Club	Fridley	00306	\$4,792,031	\$3,945,455	\$846,576	\$336,550	39.8%	\$161,736	19.1%	\$0	0.0%	\$276,837	32.7%	\$438,573	51.8%
Frontenac Sportsman's Club	Frontenac	03000	\$400,552	\$315,332	\$85,220	\$40,184	47.2%	\$29,647	34.8%	\$0	0.0%	\$8,753	10.3%	\$38,400	45.1%
Garrison Commercial Club	Garrison	02666	\$955,350	\$736,957	\$218,393	\$117,704	53.9%	\$46,441	21.3%	\$14,855	6.8%	\$54,526	25.0%	\$115,822	53.0%
Garrison Vol Fire Dept Relief Assoc	Garrison	01962	\$215,732	\$167,494	\$48,238	\$30,848	63.9%	\$10,000	20.7%	\$900	1.9%	\$4,702	9.7%	\$15,602	32.3%

## FY2014 Lawful Gambling Organization Annual Report Summary - by Organization Name

Organization Name	City	License Number	Gross Receipts	Prizes	Net Receipts	ALLOWABLE EXPENSES		LAWFUL PURPOSE EXPENDITURES							
						TOTAL	%	Charitable	%	Other	%	Taxes/Fees	%	TOTAL	%
Gaylord Fire Dept Relief Assoc	Gaylord	02541	\$504,183	\$422,902	\$81,281	\$42,869	52.7%	\$39,722	48.9%	\$0	0.0%	\$8,420	10.4%	\$48,142	59.2%
Gaylord Game Protective League	Gaylord	32323	\$499,675	\$402,254	\$97,421	\$50,840	52.2%	\$23,153	23.8%	\$4,708	4.8%	\$9,958	10.2%	\$37,819	38.8%
German Days Incorporated	Belle Plaine	35239	\$1,281,343	\$1,088,602	\$192,741	\$80,951	42.0%	\$55,406	28.7%	\$0	0.0%	\$35,078	18.2%	\$90,484	46.9%
Gibbon Lions Club	Gibbon	05807	\$139,080	\$102,290	\$36,790	\$24,957	67.8%	\$7,791	21.2%	\$0	0.0%	\$3,970	10.8%	\$11,761	32.0%
Gilbert Fire Department Relief Association	Gilbert	05549	\$178,697	\$158,039	\$20,658	\$15,808	76.5%	\$2,950	14.3%	\$0	0.0%	\$3,129	15.1%	\$6,079	29.4%
Glen Avon Hockey Club	Duluth	02883	\$243,553	\$191,708	\$51,845	\$21,620	41.7%	\$19,838	38.3%	\$0	0.0%	\$5,791	11.2%	\$25,629	49.4%
Glencoe Lions Club	Glencoe	02235	\$84,298	\$64,358	\$19,940	\$12,972	65.1%	\$3,875	19.4%	\$0	0.0%	\$1,834	9.2%	\$5,709	28.6%
Glenwood Fire Dept Relief Assoc	Glenwood	01480	\$1,443,894	\$1,188,442	\$255,452	\$151,308	59.2%	\$65,516	25.6%	\$0	0.0%	\$62,494	24.5%	\$128,010	50.1%
Gnesen Volunteer Fire Department Relief	Duluth	00662	\$699,809	\$577,760	\$122,049	\$87,963	72.1%	\$17,063	14.0%	\$0	0.0%	\$15,224	12.5%	\$32,287	26.5%
Gonvick 75th Diamond Jubilee	Gonvick	01302	\$223,128	\$177,273	\$45,855	\$27,158	59.2%	\$17,507	38.2%	\$0	0.0%	\$4,954	10.8%	\$22,461	49.0%
Gonvick Lions Club	Gonvick	02125	\$166,389	\$124,201	\$42,188	\$21,573	51.1%	\$16,125	38.2%	\$0	0.0%	\$3,932	9.3%	\$20,057	47.5%
Good Thunder Fire Dept Relief Assoc	Good Thunder	02149	\$525,920	\$439,350	\$86,570	\$44,282	51.2%	\$44,536	51.4%	\$0	0.0%	\$9,264	10.7%	\$53,800	62.1%
Goodhue Lions Club	Goodhue	25001	\$828,479	\$673,754	\$154,725	\$57,959	37.5%	\$73,081	47.2%	\$0	0.0%	\$20,262	13.1%	\$93,343	60.3%
Goodridge Area Development	Goodridge	00173	\$268,415	\$220,250	\$48,165	\$28,457	59.1%	\$13,921	28.9%	\$0	0.0%	\$5,225	10.8%	\$19,146	39.8%
Goodview Activity Group	Winona	01002	\$2,284,593	\$1,922,820	\$361,773	\$192,860	53.3%	\$82,679	22.9%	\$0	0.0%	\$101,549	28.1%	\$184,228	50.9%
Goodview Winona Area Hockey Associatic	Winona	02090	\$1,463,055	\$1,202,186	\$260,869	\$120,095	46.0%	\$73,341	28.1%	\$0	0.0%	\$57,598	22.1%	\$130,940	50.2%
Govenaires Drum and Bugle Corps	St. Peter	04870	\$818,543	\$652,552	\$165,991	\$90,385	54.5%	\$43,528	26.2%	\$3,500	2.1%	\$33,282	20.1%	\$80,310	48.4%
Grand Rapids Amateur Hockey Assoc	Grand Rapids	02682	\$3,010,348	\$2,505,039	\$505,308	\$236,069	46.7%	\$82,494	16.3%	\$0	0.0%	\$140,793	27.9%	\$223,287	44.2%
Grandy Lions Club	Grandy	02829	\$1,217,259	\$980,856	\$236,404	\$134,465	56.9%	\$55,249	23.4%	\$0	0.0%	\$48,648	20.6%	\$103,897	43.9%
Granite City Lumberjacks Inc.	Sauk Rapids	92564	\$1,101,864	\$871,355	\$230,510	\$85,835	37.2%	\$90,100	39.1%	\$0	0.0%	\$47,797	20.7%	\$137,897	59.8%
Green Isle Firemens Relief Assoc	Green Isle	02584	\$126,738	\$93,107	\$33,631	\$21,287	63.3%	\$9,596	28.5%	\$0	0.0%	\$3,790	11.3%	\$13,386	39.8%
Greenwald Community Recreation Club	Greenwald	00888	\$167,125	\$136,745	\$30,380	\$19,198	63.2%	\$14,532	47.8%	\$0	0.0%	\$3,655	12.0%	\$18,187	59.9%
Greenway Lions Club	Bovey	01504	\$471,560	\$376,248	\$95,312	\$66,265	69.5%	\$23,058	24.2%	\$0	0.0%	\$10,745	11.3%	\$33,803	35.5%
Grey Eagle-Burtrum Lions Club	Grey Eagle	01292	\$1,751,246	\$1,434,863	\$316,384	\$146,066	46.2%	\$85,065	26.9%	\$0	0.0%	\$85,130	26.9%	\$170,195	53.8%
Grygla Gatzke Jaycees	Grygla	00953	\$325,847	\$280,708	\$45,139	\$29,616	65.6%	\$10,662	23.6%	\$0	0.0%	\$4,977	11.0%	\$15,639	34.6%
Grygla Lions Club	Grygla	00782	\$158,582	\$132,823	\$25,759	\$15,125	58.7%	\$5,040	19.6%	\$0	0.0%	\$3,177	12.3%	\$8,217	31.9%
Hackensack Lions Club	Hackensack	01740	\$516,470	\$446,732	\$69,738	\$38,945	55.8%	\$20,000	28.7%	\$0	0.0%	\$6,754	9.7%	\$26,754	38.4%
Hackensack Vol Fire Department	Hackensack	02654	\$232,068	\$199,470	\$32,598	\$28,238	86.6%	\$6,000	18.4%	\$322	1.0%	\$5,839	17.9%	\$12,161	37.3%
Hadley Lions Club	Hadley	02492	\$109,131	\$80,509	\$28,622	\$9,170	32.0%	\$12,201	42.6%	\$500	1.7%	\$3,353	11.7%	\$16,054	56.1%
Halstad Firemens Benefit Assoc	Halstad	02609	\$428,797	\$358,217	\$70,580	\$34,926	49.5%	\$32,229	45.7%	\$0	0.0%	\$7,747	11.0%	\$39,975	56.6%
Ham Lake Chamber of Commerce	Ham Lake	02948	\$2,812,232	\$2,351,738	\$460,494	\$316,043	68.6%	\$88,233	19.2%	\$0	0.0%	\$119,802	26.0%	\$208,035	45.2%
Ham Lake Lions Club	Cedar	02618	\$920,249	\$767,628	\$152,621	\$76,046	49.8%	\$68,085	44.6%	\$0	0.0%	\$28,567	18.7%	\$96,652	63.3%
Hamburg Fire Dept Relief Assoc	Hamburg	02329	\$114,517	\$89,737	\$24,779	\$12,080	48.8%	\$9,142	36.9%	\$0	0.0%	\$3,138	12.7%	\$12,280	49.6%
Hamel Lions Club	Hamel	03851	\$1,011,373	\$853,025	\$158,348	\$105,434	66.6%	\$24,653	15.6%	\$0	0.0%	\$25,542	16.1%	\$50,195	31.7%

## FY2014 Lawful Gambling Organization Annual Report Summary - by Organization Name

Organization Name	City	License Number	Gross Receipts	Prizes	Net Receipts	ALLOWABLE EXPENSES		LAWFUL PURPOSE EXPENDITURES							
						TOTAL	%	Charitable	%	Other	%	Taxes/Fees	%	TOTAL	%
Hamel Vol Fire Relief Assoc	Hamel	01926	\$584,458	\$491,332	\$93,126	\$65,361	70.2%	\$19,325	20.8%	\$0	0.0%	\$9,534	10.2%	\$28,859	31.0%
Hancock Firemen's Relief Assoc	Hancock	05472	\$263,592	\$216,375	\$47,217	\$26,841	56.8%	\$15,800	33.5%	\$0	0.0%	\$5,645	12.0%	\$21,445	45.4%
Hanley Falls Firemens Relief Association	Hanley Falls	02791	\$94,243	\$73,243	\$21,000	\$12,334	58.7%	\$4,625	22.0%	\$0	0.0%	\$2,844	13.5%	\$7,469	35.6%
Hanover Athletic Assoc	Hanover	02415	\$5,736,912	\$4,856,882	\$880,030	\$361,985	41.1%	\$169,544	19.3%	\$30,163	3.4%	\$292,805	33.3%	\$492,512	56.0%
Hanover Lions Club	Hanover	00591	\$1,312,464	\$1,156,756	\$155,708	\$101,637	65.3%	\$38,300	24.6%	\$0	0.0%	\$23,033	14.8%	\$61,333	39.4%
Hanska Baseball Assoc	Hanska	02461	\$186,578	\$144,574	\$42,004	\$20,308	48.3%	\$22,806	54.3%	\$0	0.0%	\$4,680	11.1%	\$27,486	65.4%
Harding Lastrup Snodusters Snowmobile	Hillman	02716	\$506,565	\$379,985	\$126,580	\$54,473	43.0%	\$45,410	35.9%	\$0	0.0%	\$10,250	8.1%	\$55,660	44.0%
Harding Sportsmen's Club	Pierz	02269	\$226,654	\$168,300	\$58,354	\$33,932	58.1%	\$14,740	25.3%	\$0	0.0%	\$6,211	10.6%	\$20,951	35.9%
Harmony Fire Relief Association	Harmony	04184	\$247,164	\$198,943	\$48,221	\$28,542	59.2%	\$14,577	30.2%	\$0	0.0%	\$5,484	11.4%	\$20,061	41.6%
Hartland Firemens Relief Assoc	Hartland	35378	\$316,416	\$264,944	\$51,472	\$19,765	38.4%	\$22,250	43.2%	\$0	0.0%	\$6,399	12.4%	\$28,649	55.7%
Hawley Firemens Relief Assoc	Hawley	02860	\$1,501,820	\$1,257,779	\$244,041	\$146,081	59.9%	\$71,493	29.3%	\$0	0.0%	\$57,278	23.5%	\$128,771	52.8%
Hayfield Commercial Club	Hayfield	02310	\$356,109	\$303,131	\$52,978	\$29,508	55.7%	\$23,200	43.8%	\$882	1.7%	\$5,716	10.8%	\$29,798	56.2%
Hayfield Fire Relief Assoc	Hayfield	02807	\$86,146	\$71,509	\$14,637	\$9,673	66.1%	\$12,708	86.8%	\$1,975	13.5%	\$1,411	9.6%	\$16,094	110.0%
Hayward Fire Department Relief Associati	Albert Lea	02869	\$420,954	\$338,231	\$82,723	\$45,482	55.0%	\$18,688	22.6%	\$1,562	1.9%	\$7,866	9.5%	\$28,116	34.0%
Heartland Animal Rescue Team	Brainerd	04797	\$584,283	\$463,227	\$121,056	\$76,955	63.6%	\$27,500	22.7%	\$0	0.0%	\$15,535	12.8%	\$43,035	35.5%
Heartland Racing Pigeon Federation Inc	St. Paul	36695	\$991,131	\$797,199	\$193,932	\$120,207	62.0%	\$32,087	16.5%	\$0	0.0%	\$45,566	23.5%	\$77,653	40.0%
Heather Curling Club	Mapleton	04760	\$256,528	\$213,021	\$43,507	\$22,990	52.8%	\$15,596	35.8%	\$1,452	3.3%	\$4,745	10.9%	\$21,793	50.1%
Hector Volunteer Fire Dept	Hector	03169	\$235,621	\$177,617	\$58,004	\$30,913	53.3%	\$14,528	25.0%	\$0	0.0%	\$6,203	10.7%	\$20,731	35.7%
Henderson Fire Dept Relief Assoc	Henderson	02409	\$578,150	\$494,071	\$84,079	\$37,121	44.1%	\$45,112	53.7%	\$0	0.0%	\$8,634	10.3%	\$53,745	63.9%
Henderson Lions Club	Henderson	02647	\$94,217	\$73,130	\$21,087	\$10,136	48.1%	\$10,350	49.1%	\$0	0.0%	\$1,792	8.5%	\$12,142	57.6%
Heritage Community Center	Thief River Falls	00175	\$26,598	\$18,895	\$7,703	\$997	12.9%	\$5,210	67.6%	\$0	0.0%	\$1,221	15.9%	\$6,431	83.5%
Herman Development Corp	Herman	02977	\$119,701	\$100,893	\$18,808	\$17,322	92.1%	\$5,500	29.2%	\$0	0.0%	\$2,410	12.8%	\$7,910	42.1%
Hermantown Amateur Hockey Assoc	Hermantown	02165	\$1,676,085	\$1,370,587	\$305,498	\$140,933	46.1%	\$83,793	27.4%	\$0	0.0%	\$77,420	25.3%	\$161,212	52.8%
Hermantown Youth Soccer Assoc	Duluth	03182	\$1,089,905	\$926,152	\$163,753	\$88,670	54.1%	\$37,836	23.1%	\$0	0.0%	\$27,591	16.8%	\$65,427	40.0%
Hiawatha Sno-Seekers	Dover	04463	\$3,489,454	\$2,768,289	\$721,165	\$372,031	51.6%	\$75,137	10.4%	\$14,669	2.0%	\$238,517	33.1%	\$328,323	45.5%
Hill City Firemens Relief Assoc	Hill City	01157	\$792,989	\$681,370	\$111,619	\$53,012	47.5%	\$39,300	35.2%	\$0	0.0%	\$13,340	12.0%	\$52,640	47.2%
Hill City Lions Club	Hill City	04089	\$650,106	\$545,124	\$104,983	\$45,686	43.5%	\$55,416	52.8%	\$0	0.0%	\$13,209	12.6%	\$68,625	65.4%
Hill Murray Mothers Club	Maplewood	04435	\$2,377,575	\$1,981,160	\$396,415	\$188,713	47.6%	\$62,716	15.8%	\$0	0.0%	\$117,830	29.7%	\$180,546	45.5%
Hinckley Lions Club	Hinckley	01803	\$772,973	\$591,099	\$181,874	\$104,139	57.3%	\$37,543	20.6%	\$0	0.0%	\$31,266	17.2%	\$68,809	37.8%
Hinckley Pine City Flames Snowmobile Cl	Pine City	04385	\$1,029,155	\$838,550	\$190,605	\$127,667	67.0%	\$27,600	14.5%	\$0	0.0%	\$33,908	17.8%	\$61,508	32.3%
Hitterdal Lions Club	Hitterdal	02015	\$595,571	\$529,650	\$65,921	\$30,896	46.9%	\$23,918	36.3%	\$0	0.0%	\$7,280	11.0%	\$31,198	47.3%
Hoffman Lions Club	Hoffman	01636	\$531,068	\$434,937	\$96,132	\$43,653	45.4%	\$40,340	42.0%	\$0	0.0%	\$11,860	12.3%	\$52,200	54.3%
Hoffman Senior Citizen's Club	Hoffman	33884	\$55,059	\$41,794	\$13,265	\$4,842	36.5%	\$5,100	38.4%	\$0	0.0%	\$3,038	22.9%	\$8,138	61.3%
Holdingsford Fire Dept Relief Assoc	Holdingsford	02667	\$139,630	\$112,685	\$26,945	\$13,059	48.5%	\$7,746	28.7%	\$0	0.0%	\$3,164	11.7%	\$10,910	40.5%

## FY2014 Lawful Gambling Organization Annual Report Summary - by Organization Name

Organization Name	City	License Number	Gross Receipts	Prizes	Net Receipts	ALLOWABLE EXPENSES		LAWFUL PURPOSE EXPENDITURES							
						TOTAL	%	Charitable	%	Other	%	Taxes/Fees	%	TOTAL	%
Holdingsford Sno Flyers	Holdingsford	03012	\$358,103	\$303,101	\$55,002	\$38,156	69.4%	\$6,563	11.9%	\$3,183	5.8%	\$7,167	13.0%	\$16,913	30.7%
Holloway Rod and Gun Club	Holloway	00897	\$237,121	\$197,748	\$39,373	\$21,987	55.8%	\$16,273	41.3%	\$0	0.0%	\$4,351	11.0%	\$20,624	52.4%
Holy Trinity Winsted	Winsted	01288	\$572,523	\$449,844	\$122,679	\$35,659	29.1%	\$79,900	65.1%	\$0	0.0%	\$12,074	9.8%	\$91,974	75.0%
Hopkins Raspberry Assoc	Hopkins	02297	\$4,878,315	\$4,239,503	\$638,813	\$364,413	57.0%	\$39,975	6.3%	\$0	0.0%	\$184,362	28.9%	\$224,337	35.1%
Hopkins Youth Hockey Association	Hopkins	04157	\$3,800,284	\$3,252,749	\$547,535	\$264,934	48.4%	\$110,500	20.2%	\$0	0.0%	\$167,295	30.6%	\$277,795	50.7%
Houston Money Creek Snowriders Snowm	Houston	92320	\$400,600	\$328,139	\$72,461	\$30,560	42.2%	\$10,451	14.4%	\$24,788	34.2%	\$3,379	4.7%	\$38,618	53.3%
Hoyt Lakes Chamber of Commerce	Hoyt Lakes	04943	\$612,327	\$539,438	\$72,889	\$49,416	67.8%	\$17,181	23.6%	\$0	0.0%	\$9,007	12.4%	\$26,188	35.9%
Hrvatski Dom Assoc	South St. Paul	00146	\$1,186,888	\$981,849	\$205,039	\$132,142	64.4%	\$34,848	17.0%	\$0	0.0%	\$38,499	18.8%	\$73,347	35.8%
Huskers Athletic Boosters Club	Holdingsford	03961	\$463,696	\$378,576	\$85,121	\$43,200	50.8%	\$30,974	36.4%	\$0	0.0%	\$8,959	10.5%	\$39,933	46.9%
Ideal Community Service Organization	Pequot Lakes	01152	\$239,949	\$186,254	\$53,695	\$39,906	74.3%	\$8,545	15.9%	\$0	0.0%	\$5,821	10.8%	\$14,366	26.8%
International Falls Recreation Hockey Ass	International Falls	05298	\$233,893	\$182,304	\$51,589	\$33,887	65.7%	\$12,600	24.4%	\$0	0.0%	\$4,825	9.4%	\$17,425	33.8%
International Voyageurs Snowmobile Club	International Falls	05012	\$334,023	\$277,579	\$56,444	\$31,840	56.4%	\$1,425	2.5%	\$10,813	19.2%	\$5,214	9.2%	\$17,452	30.9%
Inver Grove Heights Soccer Assoc	Inver Grove Heights	30084	\$188,660	\$153,892	\$34,768	\$21,094	60.7%	\$9,500	27.3%	\$0	0.0%	\$3,403	9.8%	\$12,903	37.1%
Irving Community Association	Duluth	02305	\$9,150,710	\$7,582,913	\$1,567,797	\$752,056	48.0%	\$278,589	17.8%	\$0	0.0%	\$569,441	36.3%	\$848,030	54.1%
Isabella Community Council	Isabella	02612	\$276,880	\$231,284	\$45,596	\$33,077	72.5%	\$5,192	11.4%	\$0	0.0%	\$5,458	12.0%	\$10,649	23.4%
Isanti County Sportsmens Club	Cambridge	02581	\$2,238,683	\$1,906,369	\$332,313	\$196,913	59.3%	\$36,882	11.1%	\$12,000	3.6%	\$85,259	25.7%	\$134,141	40.4%
Isle Lions Club	Isle	01844	\$481,350	\$395,955	\$85,395	\$63,738	74.6%	\$21,034	24.6%	\$0	0.0%	\$10,854	12.7%	\$31,888	37.3%
Italian American Club Foundation	Minneapolis	00511	\$6,017,317	\$4,936,730	\$1,080,587	\$503,585	46.6%	\$231,990	21.5%	\$0	0.0%	\$344,515	31.9%	\$576,505	53.4%
Itasca Drift Skippers Snowmobile Club	Grand Rapids	05107	\$496,834	\$423,083	\$73,751	\$37,132	50.3%	\$31,129	42.2%	\$0	0.0%	\$7,839	10.6%	\$38,968	52.8%
Izaak Walton League Chapter 79	New Ulm	02352	\$164,906	\$137,093	\$27,813	\$11,815	42.5%	\$12,441	44.7%	\$0	0.0%	\$3,267	11.7%	\$15,708	56.5%
Janesville Area Golf Association Inc	Janesville	04477	\$63,611	\$52,078	\$11,533	\$11,704	101.5%	\$0	0.0%	\$0	0.0%	\$2,210	19.2%	\$2,210	19.2%
Janesville Rotary Club	Janesville	03859	\$82,215	\$66,050	\$16,165	\$9,657	59.7%	\$3,186	19.7%	\$0	0.0%	\$2,137	13.2%	\$5,323	32.9%
Jasper Lions Club	Jasper	01717	\$29,390	\$22,025	\$7,365	\$5,734	77.9%	\$794	10.8%	\$0	0.0%	\$724	9.8%	\$1,518	20.6%
Johnson Area Hockey Association	St. Paul	00756	\$538,320	\$416,636	\$121,684	\$92,227	75.8%	\$17,491	14.4%	\$0	0.0%	\$16,317	13.4%	\$33,808	27.8%
Jordan Fire Department Relief Assoc	Jordan	02662	\$797,331	\$663,727	\$133,604	\$84,208	63.0%	\$39,996	29.9%	\$0	0.0%	\$18,781	14.1%	\$58,777	44.0%
Kasota Fire Dept Relief Assoc	Kasota	02880	\$413,499	\$348,781	\$64,718	\$33,732	52.1%	\$21,649	33.5%	\$0	0.0%	\$7,021	10.8%	\$28,670	44.3%
Kay Sea Club	Austin	00787	\$348,576	\$279,815	\$68,761	\$47,415	69.0%	\$14,880	21.6%	\$0	0.0%	\$7,017	10.2%	\$21,897	31.8%
Keewatin Firemens Relief Assoc	Keewatin	02506	\$1,511,942	\$1,265,324	\$246,618	\$130,930	53.1%	\$51,786	21.0%	\$0	0.0%	\$51,842	21.0%	\$103,628	42.0%
Kellogg Fire Department Relief Assoc	Kellogg	03983	\$434,977	\$357,180	\$77,797	\$44,223	56.8%	\$25,528	32.8%	\$0	0.0%	\$9,473	12.2%	\$35,001	45.0%
Kensington Volunteer Firemens Relief Ass	Kensington	02557	\$353,557	\$275,834	\$77,723	\$40,020	51.5%	\$36,056	46.4%	\$0	0.0%	\$7,936	10.2%	\$43,992	56.6%
Kenyon Snowdrifters	Kenyon	33481	\$541,709	\$439,925	\$101,784	\$69,179	68.0%	\$2,479	2.4%	\$18,500	18.2%	\$11,889	11.7%	\$32,868	32.3%
Kiester Firemans Relief Assoc	Kiester	05648	\$115,968	\$90,784	\$25,184	\$10,928	43.4%	\$12,914	51.3%	\$0	0.0%	\$2,941	11.7%	\$15,855	63.0%
Kilkenny Firemens Relief Assoc	Kilkenny	02888	\$71,995	\$53,618	\$18,377	\$6,713	36.5%	\$2,404	13.1%	\$0	0.0%	\$2,171	11.8%	\$4,575	24.9%
Kimball Firemens Relief Assoc	Kimball	05835	\$540,870	\$447,095	\$93,775	\$55,334	59.0%	\$26,346	28.1%	\$1,250	1.3%	\$9,977	10.6%	\$37,573	40.1%

## FY2014 Lawful Gambling Organization Annual Report Summary - by Organization Name

Organization Name	City	License Number	Gross Receipts	Prizes	Net Receipts	ALLOWABLE EXPENSES		LAWFUL PURPOSE EXPENDITURES							
						TOTAL	%	Charitable	%	Other	%	Taxes/Fees	%	TOTAL	%
Kingsland Athletic Booster Club	Spring Valley	04222	\$1,674,113	\$1,402,142	\$271,971	\$164,049	60.3%	\$46,842	17.2%	\$0	0.0%	\$64,262	23.6%	\$111,104	40.9%
Kinney Fire Relief Assoc	Kinney	03103	\$197,912	\$164,292	\$33,620	\$21,540	64.1%	\$8,400	25.0%	\$0	0.0%	\$3,974	11.8%	\$12,374	36.8%
Knights Fraternal Corporation of Blooming	Bloomington	00085	\$942,941	\$750,758	\$192,183	\$124,926	65.0%	\$5,818	3.0%	\$48,120	25.0%	\$19,423	10.1%	\$73,361	38.2%
Knights of Columbus Council 1551 Montvi	Montevideo	02514	\$277,441	\$217,926	\$59,515	\$30,523	51.3%	\$19,973	33.6%	\$0	0.0%	\$6,339	10.7%	\$26,312	44.2%
Knights of Columbus Council 1575 Fairmo	Fairmont	00683	\$146,247	\$88,142	\$58,105	\$5,131	8.8%	\$40,979	70.5%	\$6,463	11.1%	\$5,142	8.8%	\$52,584	90.5%
Knights of Columbus Council 1632 Stillwai	Stillwater	04684	\$215,324	\$180,057	\$35,268	\$24,178	68.6%	\$18,870	53.5%	\$0	0.0%	\$3,333	9.5%	\$22,203	63.0%
Knights of Columbus Council 2023 New P	New Prague	01187	\$54,630	\$40,969	\$13,661	\$6,172	45.2%	\$2,241	16.4%	\$5,048	37.0%	\$1,914	14.0%	\$9,203	67.4%
Knights of Columbus Council 4174 Albertv	Albertville	02923	\$2,003,907	\$1,676,274	\$327,633	\$151,915	46.4%	\$159,218	48.6%	\$0	0.0%	\$72,773	22.2%	\$231,991	70.8%
Knights of Columbus Council 4653 Delanc	Delano	02266	\$1,536,399	\$1,255,664	\$280,734	\$149,915	53.4%	\$80,269	28.6%	\$6,197	2.2%	\$47,459	16.9%	\$133,925	47.7%
Knights of Columbus Council 4718 Alexan	Alexandria	01362	\$124,157	\$78,175	\$45,983	\$23,024	50.1%	\$18,136	39.4%	\$4,066	8.8%	\$4,634	10.1%	\$26,836	58.4%
Knights of Columbus Council 6731 Granite	Granite Falls	03434	\$178,004	\$140,340	\$37,664	\$25,696	68.2%	\$11,303	30.0%	\$0	0.0%	\$4,266	11.3%	\$15,569	41.3%
Knights of Columbus Council 8367 Lakevil	Lakeville	03744	\$282,128	\$237,963	\$44,165	\$30,025	68.0%	\$11,375	25.8%	\$0	0.0%	\$4,855	11.0%	\$16,230	36.7%
Knights of Columbus Council 889 Faribaul	Faribault	01142	\$261,039	\$184,338	\$76,701	\$23,970	31.3%	\$14,964	19.5%	\$26,661	34.8%	\$10,321	13.5%	\$51,947	67.7%
Knights of Columbus Council 9140 Big Lal	Big Lake	04555	\$2,571,990	\$2,157,958	\$414,032	\$245,912	59.4%	\$59,125	14.3%	\$0	0.0%	\$125,460	30.3%	\$184,585	44.6%
Knights of Columbus Council 945 Owaton	Owatonna	01090	\$490,967	\$377,566	\$113,401	\$77,618	68.4%	\$6,294	5.6%	\$14,512	12.8%	\$13,486	11.9%	\$34,292	30.2%
La Salle Volunteer Firefighters Relief Assc	La Salle	03759	\$254,740	\$218,237	\$36,503	\$22,726	62.3%	\$11,496	31.5%	\$0	0.0%	\$4,132	11.3%	\$15,628	42.8%
Lac Qui Parle Lake Association	Montevideo	02914	\$801,236	\$624,812	\$176,424	\$128,542	72.9%	\$28,350	16.1%	\$0	0.0%	\$31,546	17.9%	\$59,896	33.9%
Lafayette & Area Lions Club	Lafayette	02549	\$288,472	\$228,138	\$60,334	\$28,692	47.6%	\$37,512	62.2%	\$0	0.0%	\$5,574	9.2%	\$43,086	71.4%
Lake City Chamber Of Commerce	Lake City	01182	\$49,764	\$39,509	\$10,255	\$5,881	57.3%	\$3,661	35.7%	\$0	0.0%	\$1,223	11.9%	\$4,884	47.6%
Lake Crystal Fire Dept Relief Assoc	Lake Crystal	02606	\$630,169	\$527,430	\$102,739	\$50,775	49.4%	\$45,620	44.4%	\$0	0.0%	\$12,001	11.7%	\$57,621	56.1%
Lake Elmo Jaycees	Lake Elmo	02225	\$2,143,172	\$1,826,195	\$316,977	\$124,315	39.2%	\$124,260	39.2%	\$5,000	1.6%	\$89,584	28.3%	\$218,844	69.0%
Lake Henry Lions Club	Belgrade	04918	\$259,022	\$210,181	\$48,841	\$24,040	49.2%	\$14,242	29.2%	\$0	0.0%	\$5,925	12.1%	\$20,167	41.3%
Lake Lillian Civic & Commerce Assoc	Lake Lillian	02920	\$132,138	\$104,218	\$27,920	\$12,469	44.7%	\$10,894	39.0%	\$0	0.0%	\$3,221	11.5%	\$14,115	50.6%
Lake of the Woods Drifters Snowmobile Cl	Baudette	31160	\$543,593	\$437,312	\$106,281	\$55,193	51.9%	\$32,798	30.9%	\$0	0.0%	\$11,796	11.1%	\$44,594	42.0%
Lake Park Fire Relief Association	Lake Park	00702	\$458,440	\$385,325	\$73,115	\$49,354	67.5%	\$14,544	19.9%	\$0	0.0%	\$7,739	10.6%	\$22,283	30.5%
Lake Region Hockey Association	New Brighton	01837	\$2,534,738	\$2,093,971	\$440,767	\$298,871	67.8%	\$21,119	4.8%	\$0	0.0%	\$125,129	28.4%	\$146,248	33.2%
Lake Sullivan Assoc	Hillman	03118	\$489,677	\$395,035	\$94,642	\$81,038	85.6%	\$9,800	10.4%	\$0	0.0%	\$9,996	10.6%	\$19,796	20.9%
Lake Superior Steelhead Assoc	Duluth	01859	\$1,786,913	\$1,514,770	\$272,143	\$159,937	58.8%	\$23,092	8.5%	\$0	0.0%	\$77,128	28.3%	\$100,220	36.8%
Lake Washington Improvement Associatio	Mankato	03528	\$1,693,106	\$1,424,800	\$268,306	\$132,234	49.3%	\$62,500	23.3%	\$0	0.0%	\$71,444	26.6%	\$133,944	49.9%
Lakes Area Senior Activity Center	Brainerd	01066	\$18,718	\$12,402	\$6,315	\$1,802	28.5%	\$4,493	71.1%	\$0	0.0%	\$1,115	17.7%	\$5,608	88.8%
Lakes Area Youth Service Bureau Inc.	Forest Lake	34511	\$509,272	\$433,386	\$75,886	\$20,941	27.6%	\$30,524	40.2%	\$0	0.0%	\$9,896	13.0%	\$40,421	53.3%
Lakeview Booster Club, Inc	Cottonwood	35466	\$69,797	\$56,825	\$12,972	\$6,964	53.7%	\$5,333	41.1%	\$0	0.0%	\$2,852	22.0%	\$8,185	63.1%
Lakeville Hockey Association	Lakeville	02059	\$2,743,149	\$2,202,030	\$541,119	\$320,215	59.2%	\$95,000	17.6%	\$0	0.0%	\$151,253	28.0%	\$246,253	45.5%
Lakeville Lions Club	Lakeville	01947	\$2,120,801	\$1,783,858	\$336,943	\$160,556	47.7%	\$78,285	23.2%	\$0	0.0%	\$94,540	28.1%	\$172,825	51.3%

## FY2014 Lawful Gambling Organization Annual Report Summary - by Organization Name

Organization Name	City	License Number	Gross Receipts	Prizes	Net Receipts	ALLOWABLE EXPENSES		LAWFUL PURPOSE EXPENDITURES							
						TOTAL	%	Charitable	%	Other	%	Taxes/Fees	%	TOTAL	%
Lamberton Lions Club	Lamberton	05073	\$334,316	\$269,820	\$64,496	\$31,322	48.6%	\$25,850	40.1%	\$0	0.0%	\$6,739	10.4%	\$32,589	50.5%
Lancer Youth Hockey Assoc	La Crescent	03796	\$635,743	\$511,972	\$123,771	\$47,097	38.1%	\$55,000	44.4%	\$0	0.0%	\$14,487	11.7%	\$69,487	56.1%
Lanesboro Fire Relief Assn	Lanesboro	03119	\$676,057	\$557,447	\$118,610	\$58,982	49.7%	\$47,613	40.1%	\$0	0.0%	\$14,900	12.6%	\$62,513	52.7%
Le Center Fire Relief Association	Le Center	02551	\$611,488	\$491,826	\$119,662	\$54,534	45.6%	\$47,908	40.0%	\$0	0.0%	\$15,939	13.3%	\$63,847	53.4%
Le Roy Community Foundation	LeRoy	35638	\$208,619	\$168,487	\$40,132	\$24,004	59.8%	\$12,318	30.7%	\$0	0.0%	\$4,573	11.4%	\$16,891	42.1%
Leaf Valley Game and Fish Conservation	Miltona	02355	\$2,306,824	\$2,000,909	\$305,915	\$122,626	40.1%	\$97,136	31.8%	\$1,000	0.3%	\$87,261	28.5%	\$185,397	60.6%
Leavenworth Baseball Assoc	Sleepy Eye	02685	\$364,222	\$289,396	\$74,826	\$46,495	62.1%	\$20,610	27.5%	\$1,600	2.1%	\$9,072	12.1%	\$31,282	41.8%
Leech Lake Area Amateur Hockey Associ	Walker	30852	\$566,633	\$419,571	\$147,062	\$75,503	51.3%	\$58,987	40.1%	\$0	0.0%	\$17,706	12.0%	\$76,693	52.1%
Lester Prairie Lions Club	Lester Prairie	02982	\$195,765	\$157,362	\$38,403	\$17,274	45.0%	\$14,509	37.8%	\$0	0.0%	\$4,401	11.5%	\$18,910	49.2%
Lewiston Volunteer Fire Co	Lewiston	03750	\$707,751	\$576,296	\$131,455	\$82,111	62.5%	\$36,226	27.6%	\$500	0.4%	\$15,165	11.5%	\$51,891	39.5%
Lexington Fire Relief	Lexington	00007	\$1,163,354	\$937,899	\$225,455	\$111,290	49.4%	\$70,432	31.2%	\$0	0.0%	\$44,330	19.7%	\$114,762	50.9%
Lincoln Area Business Assoc	Cushing	01074	\$685,064	\$558,566	\$126,498	\$74,091	58.6%	\$35,164	27.8%	\$0	0.0%	\$14,899	11.8%	\$50,063	39.6%
Lindstrom Fire Dept Relief Assoc	Lindstrom	01950	\$1,603,458	\$1,425,120	\$178,338	\$81,434	45.7%	\$62,000	34.8%	\$0	0.0%	\$30,542	17.1%	\$92,542	51.9%
Lions Club of Forest Lake	Forest Lake	02190	\$214,756	\$171,025	\$43,731	\$25,152	57.5%	\$16,353	37.4%	\$0	0.0%	\$4,900	11.2%	\$21,253	48.6%
Lions Club of Waconia	Waconia	32393	\$934,244	\$748,318	\$185,926	\$54,074	29.1%	\$86,304	46.4%	\$0	0.0%	\$28,572	15.4%	\$114,876	61.8%
Lions International Gateway Lions Club	Park Rapids	02086	\$575,178	\$489,013	\$86,165	\$64,595	75.0%	\$17,073	19.8%	\$0	0.0%	\$8,910	10.3%	\$25,983	30.2%
Little Canada Canadian Days	Little Canada	04219	\$665,864	\$528,681	\$137,183	\$85,610	62.4%	\$28,736	20.9%	\$0	0.0%	\$17,933	13.1%	\$46,669	34.0%
Little Canada Fire Department	Little Canada	00864	\$2,473,154	\$2,026,273	\$446,881	\$222,808	49.9%	\$112,680	25.2%	\$0	0.0%	\$116,457	26.1%	\$229,137	51.3%
Little Canada Recreation Association	Little Canada	34510	\$3,197,180	\$2,561,934	\$635,246	\$538,629	84.8%	\$32,869	5.2%	\$0	0.0%	\$85,976	13.5%	\$118,845	18.7%
Little Falls Lindbergh Lions Club	Little Falls	03031	\$1,426,327	\$1,205,715	\$220,612	\$128,280	58.1%	\$28,750	13.0%	\$0	0.0%	\$45,218	20.5%	\$73,968	33.5%
Little Falls Lions Club	Little Falls	02565	\$655,259	\$539,498	\$115,761	\$74,303	64.2%	\$27,692	23.9%	\$0	0.0%	\$14,381	12.4%	\$42,073	36.3%
Little Falls Youth Hockey	Little Falls	02347	\$568,741	\$399,461	\$169,280	\$67,174	39.7%	\$79,635	47.0%	\$0	0.0%	\$18,298	10.8%	\$97,933	57.9%
Long Lake Homeowners Assn Inc	Hillman	05442	\$240,675	\$198,801	\$41,874	\$31,154	74.4%	\$11,500	27.5%	\$0	0.0%	\$4,758	11.4%	\$16,258	38.8%
Long Prairie Hockey Assoc	Long Prairie	02079	\$731,597	\$590,802	\$140,795	\$78,882	56.0%	\$46,164	32.8%	\$0	0.0%	\$19,828	14.1%	\$65,992	46.9%
Long Prairie Lions Club	Long Prairie	04429	\$451,246	\$357,514	\$93,732	\$48,507	51.8%	\$28,900	30.8%	\$0	0.0%	\$10,014	10.7%	\$38,914	41.5%
Longville Lakes Area Chamber of Comm	Longville	01185	\$1,043,113	\$855,875	\$187,238	\$117,376	62.7%	\$55,407	29.6%	\$6,000	3.2%	\$29,565	15.8%	\$90,972	48.6%
Lonsdale Firemen's Relief Association	Lonsdale	02136	\$305,157	\$231,084	\$74,073	\$30,949	41.8%	\$29,653	40.0%	\$0	0.0%	\$8,288	11.2%	\$37,941	51.2%
Loretto Lions Club	Loretto	02054	\$1,754,294	\$1,512,796	\$241,498	\$102,514	42.4%	\$86,393	35.8%	\$2,230	0.9%	\$52,311	21.7%	\$140,934	58.4%
Lowry Fire Mens Relief Assoc	Lowry	03760	\$1,143,876	\$952,072	\$191,803	\$69,885	36.4%	\$87,495	45.6%	\$0	0.0%	\$37,718	19.7%	\$125,213	65.3%
Mabel Fire Relief Assoc	Mabel	05195	\$653,278	\$531,578	\$121,700	\$54,560	44.8%	\$12,103	9.9%	\$0	0.0%	\$14,971	12.3%	\$27,074	22.2%
Mankato Area Hockey Association	Mankato	02759	\$1,965,829	\$1,534,507	\$431,322	\$218,324	50.6%	\$138,200	32.0%	\$0	0.0%	\$105,496	24.5%	\$243,696	56.5%
Mankato Area Youth Baseball Assn	North Mankato	31040	\$1,429,404	\$1,153,434	\$275,970	\$146,965	53.3%	\$57,239	20.7%	\$0	0.0%	\$79,081	28.7%	\$136,320	49.4%
Mankato Sertoma Club	Mankato	03311	\$456,209	\$377,478	\$78,731	\$43,207	54.9%	\$24,513	31.1%	\$0	0.0%	\$10,504	13.3%	\$35,017	44.5%
Mantorville Restoration Assoc	Mantorville	01982	\$1,087,817	\$865,040	\$222,777	\$124,636	55.9%	\$53,641	24.1%	\$0	0.0%	\$42,425	19.0%	\$96,066	43.1%

## FY2014 Lawful Gambling Organization Annual Report Summary - by Organization Name

Organization Name	City	License Number	Gross Receipts	Prizes	Net Receipts	ALLOWABLE EXPENSES		LAWFUL PURPOSE EXPENDITURES							
						TOTAL	%	Charitable	%	Other	%	Taxes/Fees	%	TOTAL	%
Maple Grove Fire Fighters Relief Assoc	Maple Grove	02363	\$2,380,551	\$2,027,754	\$352,797	\$150,128	42.6%	\$95,596	27.1%	\$0	0.0%	\$94,643	26.8%	\$190,239	53.9%
Maple Grove Lions Club	Maple Grove	02411	\$5,321,722	\$4,566,640	\$755,082	\$276,805	36.7%	\$261,769	34.7%	\$0	0.0%	\$245,664	32.5%	\$507,433	67.2%
Maple Island Park Association	Hollandale	05323	\$360,099	\$267,289	\$92,811	\$58,979	63.5%	\$22,474	24.2%	\$0	0.0%	\$10,729	11.6%	\$33,203	35.8%
Maple Lake Lions Club	Maple Lake	02284	\$1,799,336	\$1,449,774	\$349,562	\$177,940	50.9%	\$90,625	25.9%	\$348	0.1%	\$82,834	23.7%	\$173,807	49.7%
Mapleton Area Chamber of Commerce	Mapleton	00603	\$377,921	\$313,857	\$64,064	\$33,433	52.2%	\$17,906	28.0%	\$246	0.4%	\$6,744	10.5%	\$24,896	38.9%
Marshall Amateur Hockey Assoc	Marshall	02395	\$113,965	\$92,758	\$21,207	\$9,801	46.2%	\$15,000	70.7%	\$0	0.0%	\$2,223	10.5%	\$17,223	81.2%
Marshall Baseball Assoc	Marshall	05765	\$51,384	\$39,925	\$11,459	\$8,960	78.2%	\$1,620	14.1%	\$0	0.0%	\$1,831	16.0%	\$3,451	30.1%
Marshall Co Central Sports Booster Club	Newfolden	03533	\$228,944	\$191,341	\$37,603	\$24,642	65.5%	\$7,542	20.1%	\$0	0.0%	\$4,313	11.5%	\$11,855	31.5%
Marshall County Driftskippers Snowmobile	Newfolden	05370	\$183,290	\$152,333	\$30,957	\$18,543	59.9%	\$13,600	43.9%	\$0	0.0%	\$3,569	11.5%	\$17,169	55.5%
Mayer Baseball Club	Mayer	01772	\$594,482	\$475,548	\$118,934	\$78,691	66.2%	\$28,390	23.9%	\$0	0.0%	\$13,935	11.7%	\$42,325	35.6%
Maynard Lions Club	Maynard	02414	\$312,246	\$264,704	\$47,542	\$20,323	42.7%	\$20,068	42.2%	\$0	0.0%	\$5,174	10.9%	\$25,242	53.1%
Mazeppa Firefighters Relief Assoc	Mazeppa	03057	\$391,956	\$295,297	\$96,659	\$48,046	49.7%	\$35,690	36.9%	\$0	0.0%	\$10,154	10.5%	\$45,844	47.4%
Mazeppa Jaycees	Mazeppa	02457	\$148,924	\$117,070	\$31,854	\$14,920	46.8%	\$16,250	51.0%	\$0	0.0%	\$3,615	11.3%	\$19,865	62.4%
Mazeppa Lions Club	Mazeppa	01978	\$265,335	\$197,747	\$67,588	\$30,875	45.7%	\$17,335	25.6%	\$0	0.0%	\$7,225	10.7%	\$24,560	36.3%
McGrath Fire Dept Relief Assoc	McGrath	02545	\$234,759	\$185,398	\$49,361	\$30,481	61.8%	\$19,868	40.3%	\$0	0.0%	\$5,428	11.0%	\$25,296	51.2%
McGregor Fire Department Relief Assoc	McGregor	02840	\$1,088,206	\$919,120	\$169,086	\$70,742	41.8%	\$51,580	30.5%	\$0	0.0%	\$29,785	17.6%	\$81,365	48.1%
McGregor Lions Club	McGregor	01826	\$1,227,409	\$1,025,292	\$202,117	\$112,481	55.7%	\$63,714	31.5%	\$0	0.0%	\$39,946	19.8%	\$103,661	51.3%
McIntosh Firemen's Relief Association	McIntosh	33348	\$439,835	\$368,218	\$71,617	\$35,938	50.2%	\$25,850	36.1%	\$0	0.0%	\$7,640	10.7%	\$33,490	46.8%
Medford Firemens Relief Assoc	Medford	01665	\$360,798	\$290,450	\$70,348	\$22,113	31.4%	\$49,869	70.9%	\$0	0.0%	\$7,292	10.4%	\$57,160	81.3%
Meire Grove Athletic Club	Melrose	02052	\$66,341	\$51,046	\$15,295	\$9,892	64.7%	\$5,811	38.0%	\$0	0.0%	\$2,361	15.4%	\$8,172	53.4%
Meisville Lions Club	Vermillion	01762	\$422,662	\$340,921	\$81,741	\$50,779	62.1%	\$23,400	28.6%	\$0	0.0%	\$8,681	10.6%	\$32,081	39.2%
Melrose Lions Club	Melrose	02396	\$519,797	\$432,754	\$87,043	\$38,207	43.9%	\$25,492	29.3%	\$0	0.0%	\$9,504	10.9%	\$34,996	40.2%
Mentor Firefighters Relief Assoc	Mentor	05817	\$1,307,076	\$1,064,950	\$242,126	\$113,519	46.9%	\$91,290	37.7%	\$0	0.0%	\$51,724	21.4%	\$143,014	59.1%
Merrick Inc	Vadnais Heights	00264	\$10,616,789	\$8,951,044	\$1,665,745	\$973,437	58.4%	\$161,106	9.7%	\$0	0.0%	\$551,822	33.1%	\$712,928	42.8%
Merrifield Marathons Inc	Merrifield	04720	\$432,275	\$342,224	\$90,051	\$58,495	65.0%	-\$62,486	-69.4%	\$117,807	130.8%	\$11,946	13.3%	\$67,267	74.7%
Middle River Sportsmens Club	Middle River	35825	\$350,451	\$293,729	\$56,722	\$32,918	58.0%	\$12,110	21.3%	\$0	0.0%	\$6,056	10.7%	\$18,166	32.0%
Midway Speedskating Club Inc	Roseville	00070	\$3,300,797	\$2,495,544	\$805,253	\$431,697	53.6%	\$248,857	30.9%	\$22,565	2.8%	\$105,101	13.1%	\$376,522	46.8%
Milaca Firefighters Relief Assoc	Milaca	02413	\$1,443,036	\$1,214,896	\$228,140	\$112,265	49.2%	\$45,000	19.7%	\$0	0.0%	\$57,437	25.2%	\$102,437	44.9%
Milan Firemen's Relief Association	Milan	92889	\$69,061	\$52,954	\$16,107	\$8,089	50.2%	\$7,000	43.5%	\$0	0.0%	\$3,252	20.2%	\$10,252	63.6%
Military Service Association	Isle	34291	\$1,010,666	\$840,543	\$170,123	\$88,890	52.3%	\$1,951	1.1%	\$64,897	38.1%	\$25,516	15.0%	\$92,365	54.3%
Mille Lacs Drift Skippers Snowmobile Club	Isle	04206	\$1,612,711	\$1,347,711	\$265,000	\$131,342	49.6%	\$60,255	22.7%	\$20,000	7.5%	\$59,594	22.5%	\$139,849	52.8%
Mille Lacs Raiders Wrestling Club	Onamia	31880	\$165,906	\$128,043	\$37,863	\$22,479	59.4%	\$9,846	26.0%	\$0	0.0%	\$4,610	12.2%	\$14,457	38.2%
Mille Lacs Trails Snowmobile Club	Aitkin	05241	\$2,509,423	\$2,064,778	\$444,645	\$262,546	59.0%	\$62,475	14.1%	\$0	0.0%	\$117,141	26.3%	\$179,616	40.4%
Millerville Firemens Relief Assoc	Brandon	02374	\$1,263,270	\$1,088,607	\$174,663	\$84,747	48.5%	\$50,000	28.6%	\$0	0.0%	\$31,667	18.1%	\$81,667	46.8%

## FY2014 Lawful Gambling Organization Annual Report Summary - by Organization Name

Organization Name	City	License Number	Gross Receipts	Prizes	Net Receipts	ALLOWABLE EXPENSES		LAWFUL PURPOSE EXPENDITURES							
						TOTAL	%	Charitable	%	Other	%	Taxes/Fees	%	TOTAL	%
Millville Sportsman's Club	Millville	05379	\$263,197	\$213,807	\$49,391	\$29,011	58.7%	\$15,742	31.9%	\$0	0.0%	\$5,812	11.8%	\$21,554	43.6%
Miltona Lions Club	Parkers Prairie	03743	\$1,129,454	\$1,008,576	\$120,878	\$52,968	43.8%	\$75,991	62.9%	\$0	0.0%	\$19,289	16.0%	\$95,279	78.8%
Miltona Volunteer Firemen's Relief Assoc	Miltona	01849	\$1,212,976	\$1,044,837	\$168,139	\$70,723	42.1%	\$73,289	43.6%	\$0	0.0%	\$25,820	15.4%	\$99,109	58.9%
Minn Brass St. Paul	St. Paul	00444	\$439,463	\$345,051	\$94,412	\$45,386	48.1%	\$22,842	24.2%	\$0	0.0%	\$12,924	13.7%	\$35,766	37.9%
Minn Licensed Beverage Assoc Childrens	St. Paul	04067	\$3,324,178	\$2,744,602	\$579,576	\$411,331	71.0%	\$9,678	1.7%	\$0	0.0%	\$189,406	32.7%	\$199,083	34.3%
Minneapolis Northeast Lions Club	Minneapolis	02677	\$3,972,619	\$3,272,070	\$700,549	\$421,230	60.1%	\$94,740	13.5%	\$5,500	0.8%	\$223,970	32.0%	\$324,210	46.3%
Minneapolis Riverview Lions Club	Minneapolis	01096	\$1,060,260	\$849,865	\$210,395	\$182,461	86.7%	\$17,332	8.2%	\$0	0.0%	\$51,328	24.4%	\$68,660	32.6%
Minnesota Fishing Museum	Little Falls	05844	\$4,078,366	\$3,416,043	\$662,323	\$328,156	49.5%	\$143,214	21.6%	\$0	0.0%	\$211,883	32.0%	\$355,097	53.6%
Minnesota Flyers Gymnastics	Detroit Lakes	05663	\$1,276,541	\$1,006,980	\$269,562	\$158,857	58.9%	\$59,906	22.2%	\$1,875	0.7%	\$65,357	24.2%	\$127,138	47.2%
Minnesota Jaycees Charitable Foundation	Burnsville	02237	\$722,503	\$592,380	\$130,123	\$87,519	67.3%	\$31,000	23.8%	\$0	0.0%	\$11,482	8.8%	\$42,482	32.6%
Minnesota Lake Firemens Relief Assoc	Minnesota Lake	02195	\$380,058	\$301,330	\$78,728	\$38,967	49.5%	\$31,795	40.4%	\$700	0.9%	\$8,265	10.5%	\$40,760	51.8%
Minnesota USA Wrestling	Minneapolis	03074	\$1,697,402	\$1,340,317	\$357,085	\$209,688	58.7%	\$100,819	28.2%	\$0	0.0%	\$97,499	27.3%	\$198,318	55.5%
Minnesota Youth Athletic Services	Spring Lake Park	04819	\$5,896,349	\$4,888,037	\$1,008,312	\$434,320	43.1%	\$259,983	25.8%	\$0	0.0%	\$316,255	31.4%	\$576,238	57.1%
Minnetonka Youth Hockey Association	Minnetonka	05103	\$787,684	\$634,162	\$153,522	\$67,683	44.1%	\$61,110	39.8%	\$0	0.0%	\$22,033	14.4%	\$83,143	54.2%
Minnewawa Sportsmens Club	McGregor	01160	\$917,651	\$748,848	\$168,803	\$89,575	53.1%	\$56,167	33.3%	\$22,270	13.2%	\$25,483	15.1%	\$103,920	61.6%
MOC Pup Tent 51 Bloomington	Bloomington	00555	\$1,712,142	\$1,341,608	\$370,534	\$303,166	81.8%	\$34,126	9.2%	\$0	0.0%	\$40,477	10.9%	\$74,603	20.1%
MOC Pup Tent 99 Aux Isanti	Isanti	35961	\$2,521	\$1,435	\$1,086	\$712	65.5%	\$354	32.6%	\$0	0.0%	\$64	5.9%	\$418	38.5%
Mohawk Jaycees of Westonka	Mound	02886	\$1,637,678	\$1,320,209	\$317,469	\$196,581	61.9%	\$24,277	7.6%	\$0	0.0%	\$82,675	26.0%	\$106,952	33.7%
Montevideo Fire Department Relief Assoc	Montevideo	02965	\$429,832	\$335,164	\$94,668	\$44,226	46.7%	\$42,200	44.6%	\$0	0.0%	\$8,833	9.3%	\$51,033	53.9%
Montevideo Lions Club	Montevideo	04018	\$265,347	\$218,020	\$47,327	\$22,611	47.8%	\$15,550	32.9%	\$0	0.0%	\$5,118	10.8%	\$20,668	43.7%
Montgomery Area Community Club	Montgomery	02405	\$484,566	\$386,279	\$98,287	\$38,658	39.3%	\$39,262	39.9%	\$0	0.0%	\$10,200	10.4%	\$49,462	50.3%
Montgomery Firemen's Relief Association	Montgomery	02152	\$202,943	\$161,061	\$41,882	\$22,819	54.5%	\$16,250	38.8%	\$0	0.0%	\$4,944	11.8%	\$21,194	50.6%
Montgomery Sportsman Club Inc	Le Sueur	02438	\$249,366	\$191,285	\$58,081	\$30,685	52.8%	\$17,477	30.1%	\$0	0.0%	\$6,250	10.8%	\$23,727	40.9%
Monticello Lions Club	Monticello	01825	\$2,334,328	\$1,991,644	\$342,684	\$237,429	69.3%	\$37,102	10.8%	\$0	0.0%	\$88,445	25.8%	\$125,547	36.6%
Monticello Youth Hockey Program	Monticello	04147	\$4,552,089	\$3,711,072	\$841,017	\$556,132	66.1%	\$61,677	7.3%	\$0	0.0%	\$262,498	31.2%	\$324,175	38.5%
Montrose Lions Club	Montrose	01174	\$467,954	\$376,873	\$91,081	\$67,064	73.6%	\$17,957	19.7%	\$0	0.0%	\$9,383	10.3%	\$27,340	30.0%
Moorhead Youth Hockey Assoc	Moorhead	00144	\$6,849,086	\$5,581,296	\$1,267,790	\$559,233	44.1%	\$270,000	21.3%	\$0	0.0%	\$376,901	29.7%	\$646,901	51.0%
Moose Lake Area Hockey Association Inc	Moose Lake	02071	\$386,602	\$314,073	\$72,529	\$37,081	51.1%	\$27,000	37.2%	\$0	0.0%	\$7,905	10.9%	\$34,905	48.1%
Moose Lodge 1060 Aitkin	Aitkin	00693	\$200,230	\$157,918	\$42,313	\$16,253	38.4%	\$13,371	31.6%	\$12,714	30.0%	\$4,101	9.7%	\$30,186	71.3%
Moose Lodge 1114 St. Charles	St. Charles	00373	\$101,979	\$78,800	\$23,179	\$9,852	42.5%	\$7,499	32.4%	\$10,511	45.3%	\$2,739	11.8%	\$20,748	89.5%
Moose Lodge 1180 Austin	Austin	00362	\$403,187	\$326,671	\$76,516	\$41,359	54.1%	\$1,284	1.7%	\$25,019	32.7%	\$8,109	10.6%	\$34,411	45.0%
Moose Lodge 1259 International Falls	International Falls	01098	\$164,384	\$126,016	\$38,368	\$22,465	58.6%	\$4,928	12.8%	\$1,460	3.8%	\$4,254	11.1%	\$10,642	27.7%
Moose Lodge 1400 Waite Park	Waite Park	00163	\$784,261	\$634,603	\$149,657	\$60,122	40.2%	\$20,110	13.4%	\$59,058	39.5%	\$17,671	11.8%	\$96,838	64.7%
Moose Lodge 1463 Two Harbors	Two Harbors	00367	\$497,528	\$412,735	\$84,793	\$40,108	47.3%	\$9,303	11.0%	\$24,893	29.4%	\$8,664	10.2%	\$42,860	50.5%



## FY2014 Lawful Gambling Organization Annual Report Summary - by Organization Name

Organization Name	City	License Number	Gross Receipts	Prizes	Net Receipts	ALLOWABLE EXPENSES		LAWFUL PURPOSE EXPENDITURES							
						TOTAL	%	Charitable	%	Other	%	Taxes/Fees	%	TOTAL	%
Moose Lodge 1544 Braham	Braham	01750	\$192,243	\$155,329	\$36,914	\$13,632	36.9%	\$3,100	8.4%	\$10,084	27.3%	\$4,198	11.4%	\$17,382	47.1%
Moose Lodge 1703 Albert Lea	Albert Lea	00212	\$330,205	\$259,205	\$71,000	\$43,629	61.4%	\$4,153	5.8%	\$17,999	25.4%	\$7,260	10.2%	\$29,412	41.4%
Moose Lodge 2023 Grand Rapids	Grand Rapids	00340	\$438,263	\$375,581	\$62,682	\$24,284	38.7%	\$5,336	8.5%	\$27,654	44.1%	\$6,670	10.6%	\$39,660	63.3%
Moose Lodge 2098 Faribault	Faribault	00109	\$301,700	\$242,018	\$59,682	\$29,782	49.9%	\$3,124	5.2%	\$21,168	35.5%	\$6,339	10.6%	\$30,631	51.3%
Moose Lodge 407 Ortonville	Ortonville	00687	\$143,611	\$112,411	\$31,200	\$10,698	34.3%	\$4,815	15.4%	\$8,963	28.7%	\$3,463	11.1%	\$17,241	55.3%
Moose Lodge 742 Baudette	Baudette	00371	\$575,527	\$491,547	\$83,980	\$57,631	68.6%	\$20,231	24.1%	\$2,241	2.7%	\$8,091	9.6%	\$30,562	36.4%
Moose-Willow Sportsmans Club	Hill City	01693	\$189,698	\$156,875	\$32,823	\$18,615	56.7%	\$11,604	35.4%	\$0	0.0%	\$3,824	11.7%	\$15,428	47.0%
Mora Area Youth Recreation Assoc Inc	Mora	01119	\$1,047,529	\$887,115	\$160,414	\$76,168	47.5%	\$55,000	34.3%	\$1,050	0.7%	\$21,557	13.4%	\$77,607	48.4%
Morris Hockey Assoc	Morris	01860	\$228,760	\$164,852	\$63,908	\$33,239	52.0%	\$13,552	21.2%	\$0	0.0%	\$7,237	11.3%	\$20,788	32.5%
Morristown Firemens Relief Association	Morristown	01949	\$1,024,163	\$826,921	\$197,242	\$95,343	48.3%	\$64,484	32.7%	\$0	0.0%	\$59,484	30.2%	\$123,968	62.9%
Morton Fireman's Relief Association	Morton	02560	\$88,947	\$71,765	\$17,182	\$8,906	51.8%	\$7,700	44.8%	\$0	0.0%	\$2,235	13.0%	\$9,935	57.8%
Motley Lions Club	Motley	05943	\$870,465	\$742,623	\$127,842	\$55,810	43.7%	\$47,724	37.3%	\$0	0.0%	\$16,619	13.0%	\$64,343	50.3%
Mountain Lake Fire Department Relief Ass	Mountain Lake	34499	\$536,521	\$449,407	\$87,114	\$38,650	44.4%	\$34,000	39.0%	\$0	0.0%	\$9,126	10.5%	\$43,126	49.5%
Mower Council for the Handicapped	Austin	04348	\$781,472	\$638,896	\$142,576	\$82,183	57.6%	\$32,000	22.4%	\$0	0.0%	\$25,580	17.9%	\$57,580	40.4%
MSO Productions dba Midwest Ski Otter V White Bear Lake		05703	\$278,569	\$230,428	\$48,141	\$32,383	67.3%	\$3,435	7.1%	\$0	0.0%	\$7,038	14.6%	\$10,473	21.8%
Mystic Riders Snowmobile Club	Princeton	03988	\$5,302,059	\$4,490,756	\$811,303	\$404,212	49.8%	\$162,367	20.0%	\$0	0.0%	\$255,840	31.5%	\$418,207	51.5%
National Exchange Club of Little Falls	Little Falls	00976	\$867,445	\$712,365	\$155,080	\$95,142	61.4%	\$41,759	26.9%	\$0	0.0%	\$26,439	17.0%	\$68,198	44.0%
Nelson Community Association	Nelson	36339	\$563,966	\$474,516	\$89,450	\$39,796	44.5%	\$25,000	27.9%	\$0	0.0%	\$9,390	10.5%	\$34,390	38.4%
Nevis Fire Persons Relief Assoc	Nevis	02173	\$881,623	\$745,181	\$136,443	\$85,380	62.6%	\$29,462	21.6%	\$2,030	1.5%	\$16,089	11.8%	\$47,581	34.9%
New Auburn Fire Dept Relief Assoc	New Auburn	05937	\$326,749	\$254,563	\$72,186	\$38,639	53.5%	\$24,496	33.9%	\$0	0.0%	\$6,207	8.6%	\$30,703	42.5%
New Brighton Lions Club	New Brighton	01754	\$2,183,752	\$1,882,538	\$301,214	\$168,243	55.9%	\$56,993	18.9%	\$0	0.0%	\$76,562	25.4%	\$133,555	44.3%
New Germany Fire Dept Relief Assoc	New Germany	02238	\$656,490	\$530,514	\$125,976	\$68,306	54.2%	\$41,951	33.3%	\$0	0.0%	\$16,101	12.8%	\$58,052	46.1%
New London-Spicer Booster Club	New London	92282	\$276,786	\$219,270	\$57,516	\$39,037	67.9%	\$16,531	28.7%	\$0	0.0%	\$6,483	11.3%	\$23,014	40.0%
New Market Firefighters Relief Assoc	Elko New Market	02324	\$1,280,324	\$1,081,738	\$198,586	\$95,841	48.3%	\$41,100	20.7%	\$0	0.0%	\$43,528	21.9%	\$84,628	42.6%
New Munich Jaycees	New Munich	01791	\$287,888	\$229,693	\$58,195	\$32,435	55.7%	\$22,908	39.4%	\$0	0.0%	\$6,285	10.8%	\$29,193	50.2%
New Prague Chamber of Commerce	New Prague	05545	\$287,655	\$238,390	\$49,265	\$28,468	57.8%	\$9,650	19.6%	\$0	0.0%	\$5,590	11.3%	\$15,240	30.9%
New Prague Community Sportsman Club	New Prague	02436	\$386,918	\$305,716	\$81,202	\$52,983	65.2%	\$17,328	21.3%	\$0	0.0%	\$8,444	10.4%	\$25,772	31.7%
New Prague Firemens Relief Assoc	New Prague	02426	\$275,925	\$208,322	\$67,603	\$33,623	49.7%	\$21,700	32.1%	\$1,000	1.5%	\$6,359	9.4%	\$29,059	43.0%
New Prague Hockey Association	New Prague	02111	\$428,447	\$331,142	\$97,305	\$46,616	47.9%	\$21,505	22.1%	\$0	0.0%	\$33,583	34.5%	\$55,088	56.6%
New Richland Firemen's Relief Association	New Richland	04863	\$864,359	\$731,774	\$132,585	\$73,709	55.6%	\$37,680	28.4%	\$0	0.0%	\$20,915	15.8%	\$58,595	44.2%
New Ulm Hockey Assoc	New Ulm	02223	\$644,891	\$541,702	\$103,189	\$74,724	72.4%	\$22,241	21.6%	\$0	0.0%	\$12,001	11.6%	\$34,243	33.2%
New Ulm Optimist Club	New Ulm	05780	\$618,136	\$508,094	\$110,042	\$59,979	54.5%	\$28,085	25.5%	\$0	0.0%	\$13,297	12.1%	\$41,382	37.6%
New Ulm Turnverein	New Ulm	00206	\$159,111	\$122,490	\$36,621	\$15,649	42.7%	\$20,000	54.6%	\$0	0.0%	\$3,337	9.1%	\$23,337	63.7%
New Ulm Youth Wrestling Assoc	New Ulm	07195	\$260,176	\$194,944	\$65,232	\$24,444	37.5%	\$18,631	28.6%	\$0	0.0%	\$7,312	11.2%	\$25,942	39.8%

## FY2014 Lawful Gambling Organization Annual Report Summary - by Organization Name

Organization Name	City	License Number	Gross Receipts	Prizes	Net Receipts	ALLOWABLE EXPENSES		LAWFUL PURPOSE EXPENDITURES							
						TOTAL	%	Charitable	%	Other	%	Taxes/Fees	%	TOTAL	%
New York Mills Lions Club	New York Mills	02420	\$526,995	\$443,604	\$83,391	\$45,705	54.8%	\$26,950	32.3%	\$0	0.0%	\$8,782	10.5%	\$35,732	42.8%
Nicollet Conservation Club	Nicollet	02379	\$295,244	\$218,761	\$76,483	\$46,607	60.9%	\$25,993	34.0%	\$7,712	10.1%	\$8,964	11.7%	\$42,669	55.8%
Nicollet Lions Club	Nicollet	02403	\$256,085	\$210,056	\$46,029	\$27,441	59.6%	\$15,673	34.0%	\$0	0.0%	\$4,998	10.9%	\$20,671	44.9%
Nisswa Lions Club	Nisswa	00995	\$693,358	\$541,964	\$151,394	\$94,513	62.4%	\$31,000	20.5%	\$0	0.0%	\$22,001	14.5%	\$53,001	35.0%
North Branch Area Hockey Assoc	North Branch	04335	\$1,412,212	\$1,172,398	\$239,813	\$125,404	52.3%	\$47,788	19.9%	\$0	0.0%	\$43,763	18.2%	\$91,551	38.2%
North Branch Vol Firefighters Relief Assoc	North Branch	92238	\$1,306,749	\$1,152,607	\$154,142	\$66,258	43.0%	\$57,433	37.3%	\$0	0.0%	\$24,625	16.0%	\$82,058	53.2%
North Country Snowmobile Club	Bemidji	02333	\$2,164,916	\$1,720,101	\$444,815	\$191,843	43.1%	\$117,359	26.4%	\$0	0.0%	\$131,707	29.6%	\$249,066	56.0%
North Country Trail Busters	Fort Ripley	02974	\$244,333	\$196,754	\$47,579	\$32,516	68.3%	\$13,384	28.1%	\$0	0.0%	\$5,129	10.8%	\$18,513	38.9%
North Suburban Youth Foundation	St. Paul	01485	\$1,451,595	\$1,151,470	\$300,126	\$165,371	55.1%	\$54,963	18.3%	\$0	0.0%	\$78,570	26.2%	\$133,532	44.5%
North Tartan Area Girls Basketball Booste	Oakdale	03101	\$1,732,683	\$1,427,514	\$305,169	\$201,918	66.2%	\$38,649	12.7%	\$0	0.0%	\$74,913	24.5%	\$113,562	37.2%
Northern Pine Riders	Willow River	02327	\$1,597,471	\$1,300,448	\$297,023	\$159,256	53.6%	\$54,870	18.5%	\$0	0.0%	\$75,572	25.4%	\$130,442	43.9%
Northfield Fire Relief Assoc	Northfield	03451	\$646,487	\$542,615	\$103,872	\$58,194	56.0%	\$33,680	32.4%	\$0	0.0%	\$11,751	11.3%	\$45,430	43.7%
Northland Lions Club	Remer	01311	\$423,717	\$341,895	\$81,821	\$53,889	65.9%	\$17,890	21.9%	\$266	0.3%	\$8,931	10.9%	\$27,087	33.1%
Northwest Area Jaycees	Corcoran	02463	\$10,721,496	\$9,337,186	\$1,384,310	\$772,358	55.8%	\$103,498	7.5%	\$5,000	0.4%	\$460,657	33.3%	\$569,155	41.1%
Northwest Tonka Lions Club	Mound	01830	\$1,499,900	\$1,145,528	\$354,372	\$224,479	63.3%	\$29,403	8.3%	\$0	0.0%	\$90,334	25.5%	\$119,737	33.8%
Norwood Young America Lions Club	Norwood Young Ame	03552	\$827,108	\$684,842	\$142,266	\$75,407	53.0%	\$40,153	28.2%	\$0	0.0%	\$18,738	13.2%	\$58,891	41.4%
Odessa Farm Fire Dept Relief Assoc	Odessa	36719	\$84,367	\$70,764	\$13,603	\$8,703	64.0%	\$3,800	27.9%	\$0	0.0%	\$1,899	14.0%	\$5,699	41.9%
Ogilvie Lions Club	Ogilvie	00823	\$2,166,942	\$1,850,843	\$316,098	\$153,829	48.7%	\$48,958	15.5%	\$0	0.0%	\$84,376	26.7%	\$133,334	42.2%
Olivia Ambulance Service Inc	Olivia	34680	\$857,497	\$719,493	\$138,004	\$68,197	49.4%	\$50,150	36.3%	\$0	0.0%	\$18,241	13.2%	\$68,391	49.6%
Olmsted County Hockey Association	Rochester	03995	\$1,057,919	\$833,711	\$224,208	\$149,150	66.5%	\$80,000	35.7%	\$0	0.0%	\$50,000	22.3%	\$130,000	58.0%
Onamia Lions Club	Onamia	01433	\$451,192	\$365,003	\$86,189	\$70,016	81.2%	\$10,373	12.0%	\$0	0.0%	\$9,396	10.9%	\$19,769	22.9%
Opole Baseball Club & Recreation Assoc	Holdingford	02597	\$134,267	\$106,608	\$27,659	\$17,867	64.6%	\$6,652	24.0%	\$0	0.0%	\$3,110	11.2%	\$9,762	35.3%
Optimist Club of St. Cloud	St. Cloud	02539	\$2,750,050	\$2,279,951	\$470,099	\$226,646	48.2%	\$119,317	25.4%	\$100	0.0%	\$138,804	29.5%	\$258,221	54.9%
Optimist International Luverne	Luverne	02400	\$744,836	\$590,174	\$154,662	\$78,896	51.0%	\$60,549	39.1%	\$0	0.0%	\$25,277	16.3%	\$85,826	55.5%
Oronoco Firefighters Relief Assoc	Oronoco	03329	\$568,027	\$454,856	\$113,171	\$61,761	54.6%	\$30,336	26.8%	\$0	0.0%	\$14,452	12.8%	\$44,788	39.6%
Osakis Economic Development Corp	Osakis	02080	\$997,161	\$820,603	\$176,558	\$98,222	55.6%	\$42,000	23.8%	\$0	0.0%	\$32,383	18.3%	\$74,383	42.1%
Oslo Lions Club	Oslo	03768	\$84,690	\$71,993	\$12,697	\$10,207	80.4%	\$0	0.0%	\$0	0.0%	\$1,299	10.2%	\$1,299	10.2%
Osseo Firemens Relief Assoc	Osseo	01851	\$2,746,402	\$2,354,909	\$391,493	\$186,617	47.7%	\$126,817	32.4%	\$600	0.2%	\$106,614	27.2%	\$234,031	59.8%
Osseo Lions Club	Osseo	00640	\$2,364,683	\$2,042,161	\$322,522	\$142,208	44.1%	\$96,870	30.0%	\$0	0.0%	\$83,453	25.9%	\$180,323	55.9%
Osseo Maple Grove Hockey Assoc	Maple Grove	02505	\$7,230,609	\$6,245,346	\$985,263	\$374,482	38.0%	\$271,806	27.6%	\$0	0.0%	\$340,838	34.6%	\$612,644	62.2%
Ostrander Lions	Ostrander	35149	\$140,446	\$111,453	\$28,993	\$11,334	39.1%	\$7,583	26.2%	\$100	0.3%	\$5,398	18.6%	\$13,081	45.1%
Ottertail Lions Club	Ottertail	00194	\$2,080,511	\$1,764,163	\$316,348	\$165,949	52.5%	\$74,920	23.7%	\$1,300	0.4%	\$70,661	22.3%	\$146,881	46.4%
Ottertail Rod & Gun Club	Ottertail	00986	\$1,255,276	\$1,066,381	\$188,895	\$99,033	52.4%	\$64,520	34.2%	\$250	0.1%	\$28,086	14.9%	\$92,856	49.2%
Outing Chamber Of Commerce	Outing	02769	\$904,320	\$674,059	\$230,261	\$127,508	55.4%	\$55,368	24.0%	\$0	0.0%	\$40,366	17.5%	\$95,734	41.6%

## FY2014 Lawful Gambling Organization Annual Report Summary - by Organization Name

Organization Name	City	License Number	Gross Receipts	Prizes	Net Receipts	ALLOWABLE EXPENSES		LAWFUL PURPOSE EXPENDITURES							
						TOTAL	%	Charitable	%	Other	%	Taxes/Fees	%	TOTAL	%
Owatonna Wrestling Assoc	Owatonna	04798	\$640,707	\$523,280	\$117,427	\$71,140	60.6%	\$38,000	32.4%	\$0	0.0%	\$14,937	12.7%	\$52,937	45.1%
Owatonna Youth Hockey Assoc	Owatonna	74008	\$359,114	\$287,512	\$71,602	\$42,093	58.8%	\$19,000	26.5%	\$0	0.0%	\$8,004	11.2%	\$27,004	37.7%
Palisade Fire Department Relief Assoc	Palisade	01625	\$573,691	\$487,519	\$86,172	\$53,844	62.5%	\$28,055	32.6%	\$0	0.0%	\$9,224	10.7%	\$37,279	43.3%
Park Rapids Amateur Hockey Assoc	Park Rapids	01225	\$1,327,638	\$1,119,985	\$207,653	\$122,452	59.0%	\$39,000	18.8%	\$0	0.0%	\$42,668	20.5%	\$81,668	39.3%
Parkers Prairie Sportsmen's Club	Parkers Prairie	01970	\$427,240	\$354,235	\$73,005	\$40,330	55.2%	\$29,565	40.5%	\$0	0.0%	\$7,726	10.6%	\$37,291	51.1%
Parkway Little League Baseball Inc	St. Paul	36230	\$1,666,953	\$1,427,743	\$239,210	\$125,814	52.6%	\$48,097	20.1%	\$0	0.0%	\$61,291	25.6%	\$109,388	45.7%
Pearl Lake Recreation Club	Kimball	03007	\$71,685	\$53,714	\$17,971	\$7,050	39.2%	\$6,370	35.4%	\$0	0.0%	\$2,291	12.7%	\$8,661	48.2%
Pelican Lake Conservation Club	Pequot Lakes	02734	\$1,209,332	\$933,220	\$276,111	\$147,137	53.3%	\$64,025	23.2%	\$10,871	3.9%	\$49,636	18.0%	\$124,531	45.1%
Pemberton Firefighters Relief Association	Pemberton	03862	\$393,051	\$317,523	\$75,528	\$41,594	55.1%	\$29,774	39.4%	\$0	0.0%	\$7,776	10.3%	\$37,550	49.7%
Pengilly Booster Club	Pengilly	05113	\$1,074,101	\$843,300	\$230,801	\$150,366	65.1%	\$62,403	27.0%	\$0	0.0%	\$29,985	13.0%	\$92,389	40.0%
Pequot Lakes Youth Hockey dba Northern Crosslake		02055	\$4,227,448	\$3,436,903	\$790,545	\$324,885	41.1%	\$343,570	43.5%	\$0	0.0%	\$230,642	29.2%	\$574,212	72.6%
Perham Area Youth Hockey Association	Perham	93151	\$76,019	\$59,550	\$16,469	\$9,807	59.5%	\$583	3.5%	\$0	0.0%	\$2,408	14.6%	\$2,991	18.2%
Perham Athletic Assoc	Perham	02209	\$356,681	\$287,123	\$69,558	\$38,268	55.0%	\$22,423	32.2%	\$0	0.0%	\$9,503	13.7%	\$31,926	45.9%
Perham Lions Club	Perham	00851	\$482,242	\$381,730	\$100,512	\$62,285	62.0%	\$30,099	29.9%	\$0	0.0%	\$11,450	11.4%	\$41,549	41.3%
Piedmont Heights Hockey Assoc	Duluth	02912	\$562,657	\$482,261	\$80,396	\$42,021	52.3%	\$27,470	34.2%	\$0	0.0%	\$6,836	8.5%	\$34,306	42.7%
Pierz Fire Relief Assoc	Pierz	03222	\$258,703	\$196,298	\$62,405	\$31,621	50.7%	\$18,826	30.2%	\$0	0.0%	\$6,923	11.1%	\$25,748	41.3%
Pierz Lions Club	Pierz	03174	\$389,155	\$331,509	\$57,646	\$36,162	62.7%	\$12,030	20.9%	\$0	0.0%	\$6,175	10.7%	\$18,205	31.6%
Pillager Area Firemen's Dept & Relief Assn	Pillager	04168	\$413,110	\$343,538	\$69,572	\$35,463	51.0%	\$28,350	40.7%	\$0	0.0%	\$7,729	11.1%	\$36,079	51.9%
Pillager Lions Club	Pillager	00981	\$508,422	\$413,820	\$94,602	\$49,249	52.1%	\$23,255	24.6%	\$0	0.0%	\$9,714	10.3%	\$32,969	34.9%
Pine Center Sportsmen's Club	Brainerd	02394	\$136,435	\$112,658	\$23,777	\$14,286	60.1%	\$9,117	38.3%	\$0	0.0%	\$2,170	9.1%	\$11,287	47.5%
Pine City Youth Hockey Assoc	Pine City	01934	\$1,091,266	\$892,292	\$198,974	\$122,163	61.4%	\$63,768	32.0%	\$0	0.0%	\$35,868	18.0%	\$99,636	50.1%
Pine Island Volunteer Firemen's Relief Assn	Pine Island	03120	\$482,303	\$384,784	\$97,519	\$67,046	68.8%	\$34,500	35.4%	\$0	0.0%	\$10,160	10.4%	\$44,660	45.8%
Plainview Firemens Relief Association	Plainview	03223	\$495,325	\$384,112	\$111,213	\$47,915	43.1%	\$61,250	55.1%	\$0	0.0%	\$11,585	10.4%	\$72,835	65.5%
Plato Fire Relief Assoc	Plato	04624	\$178,631	\$132,486	\$46,145	\$33,680	73.0%	\$11,500	24.9%	\$0	0.0%	\$4,332	9.4%	\$15,832	34.3%
Platte Lake Property Owners Assoc	Minnetrista	31337	\$1,359,426	\$1,089,084	\$270,343	\$179,893	66.5%	\$45,321	16.8%	\$0	0.0%	\$44,819	16.6%	\$90,140	33.3%
Plummer Lions Club	Plummer	02402	\$1,072,211	\$897,022	\$175,189	\$85,456	48.8%	\$56,079	32.0%	\$0	0.0%	\$32,365	18.5%	\$88,444	50.5%
Plymouth Lions Club Inc	Plymouth	34308	\$3,097,154	\$2,613,578	\$483,576	\$214,797	44.4%	\$128,275	26.5%	\$0	0.0%	\$142,672	29.5%	\$270,947	56.0%
Pokegama Lake Association	Pine City	02992	\$1,330,773	\$1,073,014	\$257,759	\$142,962	55.5%	\$41,800	16.2%	\$0	0.0%	\$63,698	24.7%	\$105,498	40.9%
Police Benevolent Association of Rochester	Rochester	34478	\$185,180	\$149,500	\$35,680	\$20,733	58.1%	\$18,840	52.8%	\$0	0.0%	\$3,396	9.5%	\$22,236	62.3%
Porter Firemans Relief Assoc	Porter	02501	\$214,013	\$161,320	\$52,693	\$32,615	61.9%	\$2,132	4.0%	\$0	0.0%	\$26,599	50.5%	\$28,731	54.5%
Prairie Ecology Bus Center	Lakefield	33048	\$3,451,209	\$2,845,677	\$605,532	\$285,379	47.1%	\$114,200	18.9%	\$500	0.1%	\$198,298	32.7%	\$312,998	51.7%
Prairie Playhouse Child Care Inc	Appleton	32109	\$438,829	\$349,277	\$89,552	\$44,786	50.0%	\$36,700	41.0%	\$0	0.0%	\$9,192	10.3%	\$45,892	51.2%
Preston Fire Relief Assoc	Preston	36712	\$193,911	\$148,041	\$45,870	\$19,092	41.6%	\$21,677	47.3%	\$0	0.0%	\$5,331	11.6%	\$27,008	58.9%
Preston Servicemen's Club	Preston	01004	\$72,662	\$58,704	\$13,958	\$5,201	37.3%	\$550	3.9%	\$3,794	27.2%	\$5,800	41.6%	\$10,144	72.7%

## FY2014 Lawful Gambling Organization Annual Report Summary - by Organization Name

Organization Name	City	License Number	Gross Receipts	Prizes	Net Receipts	ALLOWABLE EXPENSES		LAWFUL PURPOSE EXPENDITURES							
						TOTAL	%	Charitable	%	Other	%	Taxes/Fees	%	TOTAL	%
Princeton Jaycees	Princeton	01818	\$599,127	\$495,259	\$103,868	\$90,782	87.4%	\$22,053	21.2%	\$0	0.0%	\$9,513	9.2%	\$31,566	30.4%
Princeton Youth Hockey Assoc	Princeton	01414	\$1,537,303	\$1,307,396	\$229,907	\$108,784	47.3%	\$94,135	40.9%	\$0	0.0%	\$42,739	18.6%	\$136,874	59.5%
Prior Lake Lions Club	Prior Lake	01558	\$1,483,678	\$1,217,420	\$266,258	\$131,662	49.4%	\$61,659	23.2%	\$0	0.0%	\$63,785	24.0%	\$125,444	47.1%
Prior Lake Optimist Club	Prior Lake	02523	\$905,305	\$756,839	\$148,466	\$76,298	51.4%	\$23,425	15.8%	\$0	0.0%	\$23,140	15.6%	\$46,565	31.4%
Prior Lake Water Ski Assoc	Prior Lake	35694	\$271,688	\$215,488	\$56,200	\$27,125	48.3%	\$15,000	26.7%	\$10,000	17.8%	\$6,162	11.0%	\$31,162	55.4%
Rainy Lake Sportfishing Club	International Falls	36010	\$640,112	\$526,033	\$114,079	\$69,333	60.8%	\$24,910	21.8%	\$0	0.0%	\$13,811	12.1%	\$38,721	33.9%
Ramsey Lions Club	Anoka	01203	\$9,165,920	\$7,849,632	\$1,316,288	\$504,166	38.3%	\$358,703	27.3%	\$0	0.0%	\$478,456	36.3%	\$837,159	63.6%
Randall Cushing Area Lions Club	Randall	02873	\$366,235	\$301,243	\$64,992	\$48,434	74.5%	\$14,122	21.7%	\$500	0.8%	\$6,966	10.7%	\$21,588	33.2%
Randolph Fire Department Relief Assoc	Randolph	03317	\$542,117	\$426,224	\$115,893	\$58,757	50.7%	\$36,077	31.1%	\$0	0.0%	\$13,439	11.6%	\$49,516	42.7%
Ranier Recreation Club	Ranier	01431	\$198,023	\$159,432	\$38,591	\$20,553	53.3%	\$10,234	26.5%	\$100	0.3%	\$4,272	11.1%	\$14,606	37.8%
REACH	Cloquet	36413	\$375,485	\$287,883	\$87,602	\$51,026	58.2%	\$30,289	34.6%	\$0	0.0%	\$9,438	10.8%	\$39,726	45.3%
Reading Community Center	Reading	01351	\$64,675	\$51,211	\$13,465	\$6,623	49.2%	\$6,002	44.6%	\$0	0.0%	\$1,167	8.7%	\$7,169	53.2%
Red Lake Falls Blue Line Club	Red Lake Falls	00171	\$632,418	\$534,912	\$97,506	\$40,409	41.4%	\$30,365	31.1%	\$0	0.0%	\$10,406	10.7%	\$40,771	41.8%
Red Men Club	Red Wing	00731	\$418,722	\$338,917	\$79,805	\$39,046	48.9%	\$12,064	15.1%	\$20,430	25.6%	\$7,588	9.5%	\$40,082	50.2%
Red Wing Wildlife Protective League	Red Wing	01733	\$197,324	\$160,750	\$36,574	\$19,746	54.0%	\$8,600	23.5%	\$0	0.0%	\$4,388	12.0%	\$12,988	35.5%
Redwood Area Hockey Assoc	Redwood Falls	04345	\$93,390	\$70,300	\$23,090	\$7,290	31.6%	\$10,000	43.3%	\$0	0.0%	\$2,662	11.5%	\$12,662	54.8%
Remer Fire Relief Assoc	Remer	03598	\$701,433	\$590,959	\$110,474	\$56,772	51.4%	\$36,695	33.2%	\$0	0.0%	\$12,716	11.5%	\$49,411	44.7%
Renville Lions Club	Renville	03006	\$218,142	\$175,642	\$42,500	\$21,904	51.5%	\$19,025	44.8%	\$0	0.0%	\$4,122	9.7%	\$23,147	54.5%
Reservoir Riders	Duluth	03836	\$160,727	\$129,088	\$31,639	\$18,678	59.0%	\$6,000	19.0%	\$750	2.4%	\$3,007	9.5%	\$9,757	30.8%
Rice Area Sportsmen's Club	Rice	02338	\$838,314	\$670,420	\$167,894	\$109,908	65.5%	\$27,721	16.5%	\$0	0.0%	\$25,732	15.3%	\$53,453	31.8%
Rice Lions Club	Rice	01153	\$243,904	\$194,052	\$49,852	\$33,475	67.1%	\$14,519	29.1%	\$0	0.0%	\$5,547	11.1%	\$20,066	40.3%
Richfield Lions Club	Richfield	93034	\$420,063	\$328,203	\$91,860	\$73,545	80.1%	\$19,463	21.2%	\$0	0.0%	\$9,680	10.5%	\$29,143	31.7%
Richmond Big Lake Aquatic Association	Richmond	02744	\$65,962	\$52,874	\$13,088	\$8,567	65.5%	\$1,975	15.1%	\$0	0.0%	\$2,044	15.6%	\$4,019	30.7%
Richmond Firemens Relief Assoc	Richmond	02966	\$277,657	\$214,204	\$63,453	\$31,950	50.4%	\$23,452	37.0%	\$0	0.0%	\$5,929	9.3%	\$29,381	46.3%
Richmond Lions Club	Richmond	01552	\$700,056	\$578,867	\$121,189	\$64,870	53.5%	\$44,527	36.7%	\$650	0.5%	\$13,027	10.7%	\$58,204	48.0%
Ridge Runners Snowmobile Club, Inc	Northome	06932	\$833,552	\$669,901	\$163,651	\$113,353	69.3%	\$16,558	10.1%	\$13,124	8.0%	\$25,347	15.5%	\$55,029	33.6%
River Bend Nature Center	Faribault	02715	\$643,818	\$508,590	\$135,228	\$73,400	54.3%	\$48,041	35.5%	\$0	0.0%	\$16,095	11.9%	\$64,136	47.4%
Rochester Juvenile Hockey Assoc	Rochester	03626	\$3,420,165	\$2,656,957	\$763,208	\$404,992	53.1%	\$115,128	15.1%	\$0	0.0%	\$236,964	31.0%	\$352,092	46.1%
Rock Creek Lions Club	Rock Creek	01412	\$330,049	\$257,545	\$72,504	\$34,888	48.1%	\$30,101	41.5%	\$0	0.0%	\$7,437	10.3%	\$37,538	51.8%
Rockville Lions Club	Rockville	01609	\$372,983	\$301,139	\$71,843	\$40,281	56.1%	\$22,344	31.1%	\$0	0.0%	\$9,304	13.0%	\$31,648	44.1%
Rocori Community Booster Club	Cold Spring	04174	\$239,683	\$187,130	\$52,553	\$23,549	44.8%	\$32,263	61.4%	\$0	0.0%	\$5,959	11.3%	\$38,222	72.7%
Rogers Firemen's Relief Assoc	Rogers	01601	\$1,968,329	\$1,670,480	\$297,849	\$153,139	51.4%	\$69,000	23.2%	\$0	0.0%	\$72,952	24.5%	\$141,952	47.7%
Rogers Lions Club	Rogers	02630	\$463,366	\$346,543	\$116,823	\$39,317	33.7%	\$42,040	36.0%	\$0	0.0%	\$11,961	10.2%	\$54,001	46.2%
Rogers Youth Hockey Association	Rogers	36161	\$3,464,844	\$2,941,566	\$523,278	\$307,969	58.9%	\$626	0.1%	\$0	0.0%	\$162,402	31.0%	\$163,028	31.2%

## FY2014 Lawful Gambling Organization Annual Report Summary - by Organization Name

Organization Name	City	License Number	Gross Receipts	Prizes	Net Receipts	ALLOWABLE EXPENSES		LAWFUL PURPOSE EXPENDITURES							
						TOTAL	%	Charitable	%	Other	%	Taxes/Fees	%	TOTAL	%
Rollingstone Fire Fighters Relief Association	Rollingstone	03951	\$628,538	\$498,011	\$130,527	\$80,000	61.3%	\$37,579	28.8%	\$0	0.0%	\$18,623	14.3%	\$56,202	43.1%
Rollingstone Jaycees	Rollingstone	03080	\$185,817	\$149,982	\$35,835	\$17,357	48.4%	\$10,238	28.6%	\$0	0.0%	\$4,049	11.3%	\$14,287	39.9%
Roosevelt Arena Assoc	Roosevelt	35373	\$185,428	\$141,180	\$44,248	\$23,074	52.1%	\$12,700	28.7%	\$0	0.0%	\$4,730	10.7%	\$17,430	39.4%
Rose Creek Firemens Relief Assoc	Rose Creek	04312	\$169,631	\$134,906	\$34,725	\$17,207	49.6%	\$9,972	28.7%	\$0	0.0%	\$3,805	11.0%	\$13,777	39.7%
Rosemount Area Athletic Association	Rosemount	05530	\$316,758	\$230,871	\$85,887	\$61,573	71.7%	\$9,039	10.5%	\$0	0.0%	\$8,949	10.4%	\$17,988	20.9%
Rosemount Area Hockey Assoc	Rosemount	19062	\$2,955,617	\$2,504,048	\$451,569	\$122,944	27.2%	\$216,164	47.9%	\$0	0.0%	\$114,803	25.4%	\$330,966	73.3%
Roseville Youth Hockey Assoc	Little Canada	03191	\$4,170,980	\$3,127,190	\$1,043,790	\$581,751	55.7%	\$261,659	25.1%	\$22,565	2.2%	\$178,093	17.1%	\$462,316	44.3%
Rothsay Fire Department Relief Assoc	Rothsay	35875	\$305,183	\$228,038	\$77,146	\$34,457	44.7%	\$36,961	47.9%	\$0	0.0%	\$7,176	9.3%	\$44,137	57.2%
Royalton Firemens Relief Assoc	Royalton	02681	\$1,964,341	\$1,622,058	\$342,283	\$166,667	48.7%	\$63,086	18.4%	\$0	0.0%	\$91,218	26.6%	\$154,304	45.1%
Rush City Sno-Bugs	Rush City	05615	\$845,690	\$683,257	\$162,433	\$69,760	42.9%	\$43,579	26.8%	\$23,995	14.8%	\$20,700	12.7%	\$88,274	54.3%
Rush Lake Improvement Assoc	Rush City	03123	\$1,860,464	\$1,620,707	\$239,757	\$128,225	53.5%	\$28,583	11.9%	\$0	0.0%	\$53,545	22.3%	\$82,128	34.3%
Rushford-Peterson Booster Club	Rushford	04693	\$265,305	\$199,618	\$65,687	\$26,738	40.7%	\$32,157	49.0%	\$100	0.2%	\$7,701	11.7%	\$39,959	60.8%
Sacred Heart Firemen's Relief Association	Sacred Heart	02434	\$733,015	\$615,917	\$117,098	\$44,290	37.8%	\$45,300	38.7%	\$0	0.0%	\$14,912	12.7%	\$60,212	51.4%
Sandstone Lions Club	Sandstone	02057	\$248,182	\$203,970	\$44,212	\$27,597	62.4%	\$11,449	25.9%	\$0	0.0%	\$4,729	10.7%	\$16,178	36.6%
Santiago Lions Club Inc	Becker	34025	\$469,401	\$377,472	\$91,929	\$57,283	62.3%	\$41,611	45.3%	\$1,887	2.1%	\$8,989	9.8%	\$52,488	57.1%
Sartell Youth Hockey	Sartell	31924	\$719,849	\$528,415	\$191,434	\$89,283	46.6%	\$85,252	44.5%	\$0	0.0%	\$21,642	11.3%	\$106,894	55.8%
Sauk Centre Conservation Club	Sauk Centre	01854	\$418,831	\$338,870	\$79,961	\$53,288	66.6%	\$16,744	20.9%	\$0	0.0%	\$8,501	10.6%	\$25,245	31.6%
Sauk Centre Fire Relief Assoc	Sauk Centre	05439	\$534,309	\$433,349	\$100,960	\$53,015	52.5%	\$40,309	39.9%	\$0	0.0%	\$12,255	12.1%	\$52,564	52.1%
Sauk Centre Youth Hockey Assoc	Sauk Centre	02527	\$583,314	\$489,177	\$94,137	\$55,555	59.0%	\$35,522	37.7%	\$0	0.0%	\$9,856	10.5%	\$45,378	48.2%
Sauk Rapids Baseball Assoc	Sauk Rapids	35034	\$768,927	\$603,256	\$165,671	\$101,195	61.1%	\$35,000	21.1%	\$0	0.0%	\$28,235	17.0%	\$63,235	38.2%
Sauk Rapids Sportsmen's Club	Sauk Rapids	01329	\$518,552	\$414,603	\$103,949	\$65,166	62.7%	\$33,987	32.7%	\$0	0.0%	\$10,607	10.2%	\$44,594	42.9%
Scandia Marine Lions Club	Scandia	06419	\$298,367	\$223,761	\$74,606	\$26,648	35.7%	\$38,755	51.9%	\$3,300	4.4%	\$7,826	10.5%	\$49,881	66.9%
Searles Baseball Assoc	New Ulm	02876	\$239,841	\$176,291	\$63,550	\$33,243	52.3%	\$9,104	14.3%	\$10,595	16.7%	\$6,983	11.0%	\$26,683	42.0%
Servicemens Club Inc	Sleepy Eye	01043	\$86,754	\$64,760	\$21,994	\$8,641	39.3%	\$4,085	18.6%	\$9,386	42.7%	\$2,890	13.1%	\$16,361	74.4%
Shafer Firemens Vol Benefit Assoc	Shafer	02326	\$2,128,639	\$1,855,965	\$272,674	\$145,137	53.2%	\$61,532	22.6%	\$0	0.0%	\$64,940	23.8%	\$126,472	46.4%
Shakopee Lions Club	Shakopee	01576	\$542,092	\$448,298	\$93,794	\$49,771	53.1%	\$34,795	37.1%	\$0	0.0%	\$9,956	10.6%	\$44,751	47.7%
Shakopee Rotary Club	Shakopee	02844	\$773,038	\$624,935	\$148,103	\$96,729	65.3%	\$29,884	20.2%	\$0	0.0%	\$22,772	15.4%	\$52,656	35.6%
Shakopee Valley Amateur Hockey Assoc	Shakopee	01969	\$538,302	\$417,453	\$120,849	\$84,786	70.2%	\$25,500	21.1%	\$0	0.0%	\$15,626	12.9%	\$41,126	34.0%
Shaokatan Sportsmen Club	Lake Benton	02672	\$384,058	\$283,556	\$100,502	\$69,784	69.4%	\$5,140	5.1%	\$0	0.0%	\$9,922	9.9%	\$15,062	15.0%
Sibley Hockey Booster Club	West St. Paul	02467	\$2,117,055	\$1,732,246	\$384,809	\$190,970	49.6%	\$93,012	24.2%	\$0	0.0%	\$106,119	27.6%	\$199,131	51.7%
Silver Lake Lions Club	Silver Lake	02679	\$302,274	\$242,635	\$59,639	\$37,357	62.6%	\$18,390	30.8%	\$0	0.0%	\$6,269	10.5%	\$24,659	41.3%
Slayton Volunteer Fire Department Relief	Slayton	35244	\$158,433	\$127,973	\$30,460	\$20,823	68.4%	\$11,083	36.4%	\$0	0.0%	\$3,653	12.0%	\$14,735	48.4%
Sleepy Eye Arena Assoc	Sleepy Eye	05389	\$721,574	\$603,134	\$118,440	\$49,484	41.8%	\$89,045	75.2%	\$0	0.0%	\$13,859	11.7%	\$102,904	86.9%
Sleepy Eye Hockey Assoc	Sleepy Eye	02449	\$518,524	\$420,198	\$98,326	\$48,861	49.7%	\$6,500	6.6%	\$22,500	22.9%	\$11,766	12.0%	\$40,766	41.5%

## FY2014 Lawful Gambling Organization Annual Report Summary - by Organization Name

Organization Name	City	License Number	Gross Receipts	Prizes	Net Receipts	ALLOWABLE EXPENSES		LAWFUL PURPOSE EXPENDITURES							
						TOTAL	%	Charitable	%	Other	%	Taxes/Fees	%	TOTAL	%
Sobieski Lions Club	Swanville	03135	\$360,077	\$296,005	\$64,072	\$34,824	54.4%	\$23,098	36.0%	\$0	0.0%	\$7,027	11.0%	\$30,124	47.0%
South Haven Firemen's Relief Assoc	South Haven	01976	\$1,265,913	\$1,088,176	\$177,737	\$92,938	52.3%	\$25,727	14.5%	\$0	0.0%	\$31,079	17.5%	\$56,806	32.0%
South Metro Baseball League	Burnsville	33822	\$6,542,927	\$5,573,497	\$969,430	\$517,590	53.4%	\$12,108	1.2%	\$150	0.0%	\$324,854	33.5%	\$337,111	34.8%
South Robert Street Business Assoc	West St. Paul	00726	\$3,900,714	\$3,320,312	\$580,402	\$280,814	48.4%	\$90,399	15.6%	\$0	0.0%	\$186,802	32.2%	\$277,201	47.8%
South St. Paul Lions Club	South St. Paul	02824	\$512,401	\$394,946	\$117,455	\$64,841	55.2%	\$21,704	18.5%	\$0	0.0%	\$13,708	11.7%	\$35,412	30.1%
South St. Paul Youth Hockey Assoc	South St. Paul	02851	\$911,732	\$741,211	\$170,521	\$123,582	72.5%	\$0	0.0%	\$900	0.5%	\$29,164	17.1%	\$30,064	17.6%
Southwest Hockey Inc	Minneapolis	03113	\$872,751	\$678,686	\$194,065	\$140,284	72.3%	\$5,000	2.6%	\$0	0.0%	\$44,331	22.8%	\$49,331	25.4%
Spring Grove Commercial Club	Spring Grove	01744	\$89,778	\$72,650	\$17,128	\$8,436	49.3%	\$11,400	66.6%	\$0	0.0%	\$2,234	13.0%	\$13,634	79.6%
Spring Hill Recreation Club	Melrose	02637	\$147,900	\$120,487	\$27,413	\$15,643	57.1%	\$9,831	35.9%	\$0	0.0%	\$3,364	12.3%	\$13,195	48.1%
Spring Lake Park District 16 Youth Hockey	Blaine	03124	\$1,532,890	\$1,258,521	\$274,369	\$189,642	69.1%	\$25,014	9.1%	\$0	0.0%	\$72,562	26.4%	\$97,576	35.6%
Spring Lake Park Lions Club	Spring Lake Park	00584	\$6,696,967	\$5,579,502	\$1,117,466	\$696,710	62.3%	\$83,295	7.5%	\$0	0.0%	\$325,453	29.1%	\$408,748	36.6%
SS. Peter & Paul Church Richmond	Richmond	00912	\$64,820	\$50,063	\$14,757	\$2,885	19.6%	\$10,500	71.2%	\$0	0.0%	\$1,919	13.0%	\$12,419	84.2%
St. Charles Firemens Relief Association	St. Charles	05105	\$156,014	\$102,570	\$53,444	\$18,817	35.2%	\$17,100	32.0%	\$0	0.0%	\$4,846	9.1%	\$21,946	41.1%
St. Clair Fire Relief Assoc	St. Clair	02358	\$151,767	\$123,906	\$27,861	\$18,672	67.0%	\$5,200	18.7%	\$0	0.0%	\$3,260	11.7%	\$8,460	30.4%
St. Cloud All-City High School Band	St. Cloud	32645	\$622,600	\$488,540	\$134,060	\$48,621	36.3%	\$73,557	54.9%	\$0	0.0%	\$17,033	12.7%	\$90,590	67.6%
St. Cloud Area Golden Gloves Boxing	St. Cloud	03425	\$2,322,069	\$1,907,231	\$414,838	\$263,665	63.6%	\$77,693	18.7%	\$0	0.0%	\$99,059	23.9%	\$176,752	42.6%
St. Cloud Senior Men's Rugby Club	Clearwater	92478	\$611,821	\$475,061	\$136,760	\$101,461	74.2%	\$3,535	2.6%	\$0	0.0%	\$17,947	13.1%	\$21,482	15.7%
St. Cloud Youth Hockey Association	St. Cloud	04196	\$3,263,350	\$2,661,731	\$601,620	\$315,367	52.4%	\$134,723	22.4%	\$0	0.0%	\$165,609	27.5%	\$300,332	49.9%
St. Hilaire Community Club	St. Hilaire	01076	\$245,568	\$201,181	\$44,387	\$29,190	65.8%	\$10,033	22.6%	\$0	0.0%	\$4,799	10.8%	\$14,833	33.4%
St. James Lions Club	St James	05492	\$147,015	\$117,410	\$29,605	\$14,871	50.2%	\$12,340	41.7%	\$0	0.0%	\$3,411	11.5%	\$15,751	53.2%
St. John Nepomuk Church Lastrup	Lastrup	02115	\$269,687	\$197,274	\$72,414	\$28,132	38.8%	\$36,736	50.7%	\$0	0.0%	\$7,332	10.1%	\$44,067	60.9%
St. Joseph Church Waite Park	Waite Park	01720	\$1,104,102	\$836,716	\$267,386	\$124,975	46.7%	\$110,113	41.2%	\$0	0.0%	\$44,344	16.6%	\$154,457	57.8%
St. Joseph Jaycees	St. Joseph	03011	\$457,619	\$380,270	\$77,349	\$40,152	51.9%	\$22,247	28.8%	\$0	0.0%	\$8,620	11.1%	\$30,867	39.9%
St. Joseph Lions Club	St. Joseph	02021	\$291,929	\$237,925	\$54,004	\$24,636	45.6%	\$26,457	49.0%	\$0	0.0%	\$5,935	11.0%	\$32,392	60.0%
St. Katherine Ukrainian Orthodox Church	Arden Hills	31686	\$5,418,135	\$4,263,534	\$1,154,601	\$780,683	67.6%	\$186,303	16.1%	\$0	0.0%	\$175,485	15.2%	\$361,788	31.3%
St. Louis Park Hockey Boosters Assoc	Edina	03238	\$6,119,058	\$5,250,252	\$868,806	\$246,210	28.3%	\$497,030	57.2%	\$0	0.0%	\$318,242	36.6%	\$815,272	93.8%
St. Maron Church Minneapolis	Minneapolis	32235	\$4,942,617	\$4,125,718	\$816,899	\$456,881	55.9%	\$217,000	26.6%	\$0	0.0%	\$260,986	31.9%	\$477,986	58.5%
St. Martin Commercial Club	St. Martin	03161	\$179,785	\$150,465	\$29,320	\$13,421	45.8%	\$17,979	61.3%	\$0	0.0%	\$8,911	30.4%	\$26,890	91.7%
St. Mathias Parks & Recreation	Fort Ripley	04215	\$231,234	\$193,238	\$37,996	\$25,145	66.2%	\$6,000	15.8%	\$0	0.0%	\$4,552	12.0%	\$10,552	27.8%
St. Michael Albertville Youth Hockey	St. Michael	03888	\$1,459,706	\$1,230,687	\$229,019	\$86,854	37.9%	\$91,275	39.9%	\$0	0.0%	\$41,815	18.3%	\$133,090	58.1%
St. Paul Catholic Parents Club	Eagan	00812	\$1,089,897	\$917,211	\$172,685	\$94,421	54.7%	\$45,241	26.2%	\$0	0.0%	\$33,659	19.5%	\$78,900	45.7%
St. Paul Festival & Heritage Foundation	St. Paul	04985	\$1,884,292	\$1,519,112	\$365,180	\$222,453	60.9%	\$25,063	6.9%	\$0	0.0%	\$97,307	26.6%	\$122,369	33.5%
St. Paul Fire Fighters Local 21	St. Paul	03046	\$4,598,939	\$3,775,590	\$823,349	\$507,585	61.6%	\$34,515	4.2%	\$0	0.0%	\$279,571	34.0%	\$314,086	38.1%
St. Paul Midway Lions Club Foundation In	St. Paul	05186	\$2,153,973	\$1,767,128	\$386,846	\$242,656	62.7%	\$10,181	2.6%	\$0	0.0%	\$114,493	29.6%	\$124,674	32.2%

## FY2014 Lawful Gambling Organization Annual Report Summary - by Organization Name

Organization Name	City	License Number	Gross Receipts	Prizes	Net Receipts	ALLOWABLE EXPENSES		LAWFUL PURPOSE EXPENDITURES							
						TOTAL	%	Charitable	%	Other	%	Taxes/Fees	%	TOTAL	%
St. Paul North Ramsey 500 Lions Club	Roseville	01878	\$875,763	\$745,357	\$130,406	\$98,333	75.4%	\$4,852	3.7%	\$0	0.0%	\$20,548	15.8%	\$25,400	19.5%
St. Paul Park Newport Lions Club	Newport	01107	\$1,630,337	\$1,371,352	\$258,985	\$168,921	65.2%	\$27,646	10.7%	\$0	0.0%	\$60,175	23.2%	\$87,821	33.9%
St. Peter Red Men Club	St. Peter	00249	\$1,639,946	\$1,360,276	\$279,670	\$141,566	50.6%	\$36,626	13.1%	\$29,763	10.6%	\$65,768	23.5%	\$132,157	47.3%
St. Philip Church Litchfield	Litchfield	00809	\$590,259	\$461,417	\$128,842	\$63,063	48.9%	\$48,165	37.4%	\$0	0.0%	\$15,120	11.7%	\$63,285	49.1%
St. Rosa Jaycees	Freeport	00975	\$680,309	\$545,098	\$135,211	\$66,107	48.9%	\$53,445	39.5%	\$0	0.0%	\$22,116	16.4%	\$75,561	55.9%
St. Stanislaus Kostka Church Winona	Winona	01026	\$210,398	\$139,754	\$70,644	\$24,210	34.3%	\$41,000	58.0%	\$0	0.0%	\$6,864	9.7%	\$47,864	67.8%
St. Stephen Firefighters Relief Assoc	St. Stephen	00890	\$195,720	\$156,668	\$39,052	\$24,777	63.4%	\$8,500	21.8%	\$0	0.0%	\$4,121	10.6%	\$12,621	32.3%
St. Wendel Athletic Assoc	Avon	02780	\$52,158	\$38,622	\$13,536	\$7,090	52.4%	\$3,784	28.0%	\$0	0.0%	\$1,253	9.3%	\$5,038	37.2%
Stacy Lions Club	Stacy	01897	\$828,075	\$681,421	\$146,654	\$77,926	53.1%	\$41,759	28.5%	\$1,000	0.7%	\$20,487	14.0%	\$63,246	43.1%
Stacy-Lent Fire Relief Assoc	Stacy	03573	\$1,805,396	\$1,546,017	\$259,379	\$108,649	41.9%	\$107,850	41.6%	\$0	0.0%	\$55,562	21.4%	\$163,412	63.0%
Staples Fire Dept Relief Assoc	Staples	77015	\$128,793	\$103,194	\$25,599	\$13,590	53.1%	\$400	1.6%	\$0	0.0%	\$10,437	40.8%	\$10,837	42.3%
Starbuck Jaycees	Starbuck	01315	\$1,068,571	\$920,673	\$147,898	\$70,800	47.9%	\$51,912	35.1%	\$0	0.0%	\$22,701	15.3%	\$74,613	50.4%
Steele County Snowmobile Trail Assoc	Blooming Prairie	04992	\$1,057,592	\$843,506	\$214,086	\$113,369	53.0%	\$30,500	14.2%	\$16,786	7.8%	\$59,107	27.6%	\$106,393	49.7%
Stephen Argyle Booster Club	Argyle	04654	\$489,389	\$413,273	\$76,116	\$36,563	48.0%	\$32,078	42.1%	\$0	0.0%	\$8,240	10.8%	\$40,318	53.0%
Stewart Lions Club	Stewart	02390	\$631,178	\$534,923	\$96,254	\$62,740	65.2%	\$25,244	26.2%	\$0	0.0%	\$9,831	10.2%	\$35,075	36.4%
Stewartville Fire Relief Assoc	Stewartville	04261	\$905,563	\$744,463	\$161,100	\$86,948	54.0%	\$54,326	33.7%	\$0	0.0%	\$25,019	15.5%	\$79,345	49.3%
Stockton Area Promotional Group	Stockton	00909	\$412,235	\$329,866	\$82,369	\$58,464	71.0%	\$19,874	24.1%	\$0	0.0%	\$7,786	9.5%	\$27,660	33.6%
Sturgeon Lake Lions Club	Sturgeon Lake	01888	\$400,151	\$321,825	\$78,326	\$40,275	51.4%	\$29,390	37.5%	\$0	0.0%	\$8,285	10.6%	\$37,675	48.1%
Swanville Lions Club	Swanville	02126	\$688,137	\$551,713	\$136,423	\$65,177	47.8%	\$43,575	31.9%	\$1,300	1.0%	\$17,981	13.2%	\$62,856	46.1%
Tamarack Sno Flyers Inc	Tamarack	07093	\$1,301,022	\$1,093,270	\$207,752	\$101,504	48.9%	\$53,263	25.6%	\$0	0.0%	\$37,068	17.8%	\$90,331	43.5%
Tapemark Charity Pro-Am Golf Tourname	West St. Paul	04888	\$3,121,758	\$2,308,985	\$812,774	\$611,493	75.2%	\$82,119	10.1%	\$0	0.0%	\$106,589	13.1%	\$188,708	23.2%
Tartan Area Youth Hockey Assoc	Oakdale	03397	\$4,497,012	\$3,791,543	\$705,469	\$318,029	45.1%	\$150,000	21.3%	\$0	0.0%	\$239,776	34.0%	\$389,776	55.3%
The Church of St. Lawrence of Duelm	Foley	01080	\$334,096	\$258,356	\$75,739	\$31,702	41.9%	\$36,505	48.2%	\$0	0.0%	\$7,040	9.3%	\$43,545	57.5%
The Crossing Arts Alliance	Brainerd	33604	\$494,149	\$391,142	\$103,007	\$55,455	53.8%	\$36,500	35.4%	\$0	0.0%	\$12,376	12.0%	\$48,876	47.4%
The Lions Club of Staples, Minnesota	Staples	01785	\$1,111,931	\$963,797	\$148,133	\$73,125	49.4%	\$54,237	36.6%	\$0	0.0%	\$21,786	14.7%	\$76,023	51.3%
The Oakdale Athletic Association	Oakdale	82019	\$2,249,491	\$1,845,892	\$403,599	\$304,648	75.5%	\$19,144	4.7%	\$0	0.0%	\$102,396	25.4%	\$121,540	30.1%
The Twin Cities Wrestling Club, Inc	Minneapolis	30866	\$2,095,151	\$1,671,567	\$423,584	\$217,629	51.4%	\$119,789	28.3%	\$0	0.0%	\$121,087	28.6%	\$240,876	56.9%
Thief River Falls Amateur Hockey Assoc	Thief River Falls	02008	\$2,664,145	\$2,235,918	\$428,227	\$206,388	48.2%	\$117,538	27.4%	\$0	0.0%	\$109,453	25.6%	\$226,991	53.0%
TMB Sports Club	Milroy	92328	\$55,513	\$46,031	\$9,482	\$4,418	46.6%	\$3,027	31.9%	\$0	0.0%	\$1,509	15.9%	\$4,536	47.8%
Todd Area Trail Assoc	Browerville	05048	\$636,773	\$523,892	\$112,881	\$80,873	71.6%	\$22,506	19.9%	\$0	0.0%	\$13,635	12.1%	\$36,141	32.0%
Tower Firemens Relief Assoc	Tower	02771	\$453,340	\$379,287	\$74,054	\$49,574	66.9%	\$16,203	21.9%	\$0	0.0%	\$8,021	10.8%	\$24,224	32.7%
Tri-Lakes Sportsmen's Club	Lonsdale	02251	\$1,230,819	\$1,007,762	\$223,057	\$130,032	58.3%	\$44,832	20.1%	\$0	0.0%	\$47,797	21.4%	\$92,629	41.5%
Truman Baseball/Softball Association Inc	Truman	05716	\$411,920	\$351,214	\$60,706	\$33,296	54.8%	\$21,154	34.8%	\$0	0.0%	\$6,460	10.6%	\$27,614	45.5%
Turn In Poachers Ottertail Chapter	Detroit Lakes	05574	\$4,008,389	\$3,303,428	\$704,961	\$396,173	56.2%	\$70,381	10.0%	\$25,000	3.5%	\$198,605	28.2%	\$293,987	41.7%

## FY2014 Lawful Gambling Organization Annual Report Summary - by Organization Name

Organization Name	City	License Number	Gross Receipts	Prizes	Net Receipts	ALLOWABLE EXPENSES		LAWFUL PURPOSE EXPENDITURES							
						TOTAL	%	Charitable	%	Other	%	Taxes/Fees	%	TOTAL	%
Two Harbors Youth Hockey Association	Two Harbors	05594	\$946,322	\$810,908	\$135,414	\$88,745	65.5%	\$23,588	17.4%	\$0	0.0%	\$19,861	14.7%	\$43,449	32.1%
Ulen Fire Dept Relief Assoc	Ulen	02676	\$263,956	\$218,235	\$45,721	\$19,749	43.2%	\$14,250	31.2%	\$0	0.0%	\$5,104	11.2%	\$19,354	42.3%
Underwood Lions Club	Underwood	04646	\$443,768	\$358,741	\$85,027	\$40,934	48.1%	\$29,043	34.2%	\$250	0.3%	\$8,928	10.5%	\$38,221	45.0%
Union Center Inc	Albert Lea	00423	\$454,312	\$362,145	\$92,167	\$57,433	62.3%	\$15,985	17.3%	\$13,208	14.3%	\$9,678	10.5%	\$38,871	42.2%
United Arts of Central Minnesota	St. Cloud	02799	\$1,550,771	\$1,159,966	\$390,805	\$321,869	82.4%	\$38,700	9.9%	\$0	0.0%	\$45,959	11.8%	\$84,659	21.7%
Upper Red Lake Area Assoc	Waskish	02724	\$525,400	\$420,097	\$105,303	\$55,562	52.8%	\$30,499	29.0%	\$0	0.0%	\$12,355	11.7%	\$42,854	40.7%
Upsala Lions Club	Upsala	01811	\$477,855	\$394,271	\$83,584	\$37,016	44.3%	\$34,588	41.4%	\$0	0.0%	\$8,883	10.6%	\$43,471	52.0%
Urbank Lions Club	Clitherall	01639	\$759,170	\$629,127	\$130,043	\$50,426	38.8%	\$60,458	46.5%	\$0	0.0%	\$14,892	11.5%	\$75,350	57.9%
Vadnais Heights Firefighters Relief Associ	Vadnais Heights	02440	\$6,316,834	\$5,498,758	\$818,077	\$370,592	45.3%	\$155,715	19.0%	\$0	0.0%	\$266,136	32.5%	\$421,851	51.6%
Vadnais Heights Lions Club	Vadnais Heights	00655	\$877,067	\$732,307	\$144,760	\$94,514	65.3%	\$27,876	19.3%	\$2,000	1.4%	\$20,901	14.4%	\$50,777	35.1%
Valley Crest Riders Snowmobile Club	Rushford	36149	\$340,233	\$269,105	\$71,127	\$36,264	51.0%	\$2,750	3.9%	\$28,700	40.4%	\$7,047	9.9%	\$38,497	54.1%
Verndale Lions Club	Verndale	01684	\$272,044	\$226,962	\$45,082	\$19,901	44.1%	\$14,927	33.1%	\$0	0.0%	\$5,173	11.5%	\$20,100	44.6%
Vernon Center Firemen's Relief Assoc	Vernon Center	02006	\$114,505	\$93,818	\$20,687	\$8,265	40.0%	\$9,800	47.4%	\$100	0.5%	\$2,561	12.4%	\$12,461	60.2%
Veseli Area Lions Club	Wheatland Twp	92581	\$668,659	\$561,893	\$106,766	\$60,257	56.4%	\$39,674	37.2%	\$0	0.0%	\$11,867	11.1%	\$51,541	48.3%
Veterans Club Inc	Onamia	00374	\$649,876	\$529,873	\$120,003	\$65,947	55.0%	\$26,338	21.9%	\$27,499	22.9%	\$15,596	13.0%	\$69,433	57.9%
VFW Post 10796 Ham Lake	Ham Lake	05861	\$645,180	\$531,255	\$113,925	\$68,188	59.9%	\$0	0.0%	\$36,740	32.2%	\$11,214	9.8%	\$47,954	42.1%
VFW Post 1112 Little Falls	Little Falls	00124	\$377,716	\$293,237	\$84,478	\$51,110	60.5%	\$100	0.1%	\$22,414	26.5%	\$9,219	10.9%	\$31,733	37.6%
VFW Post 1140 Long Prairie	Long Prairie	00535	\$256,661	\$185,572	\$71,089	\$36,353	51.1%	\$4,534	6.4%	\$22,979	32.3%	\$6,508	9.2%	\$34,022	47.9%
VFW Post 1210 Hastings	Hastings	00149	\$250,941	\$200,743	\$50,198	\$22,611	45.0%	\$24,564	48.9%	\$4,398	8.8%	\$7,785	15.5%	\$36,747	73.2%
VFW Post 1215 Rochester	Rochester	00405	\$1,811,744	\$1,466,336	\$345,408	\$199,064	57.6%	\$40,555	11.7%	\$50,331	14.6%	\$93,889	27.2%	\$184,775	53.5%
VFW Post 1216 Austin	Austin	00167	\$577,380	\$473,955	\$103,425	\$63,414	61.3%	\$15,408	14.9%	\$25,102	24.3%	\$12,301	11.9%	\$52,811	51.1%
VFW Post 1223	Dilworth	00021	\$1,913,605	\$1,575,172	\$338,433	\$208,350	61.6%	\$34,514	10.2%	\$38,791	11.5%	\$57,707	17.1%	\$131,012	38.7%
VFW Post 1287 Winona	Winona	00156	\$1,236,625	\$1,029,615	\$207,010	\$111,351	53.8%	\$16,142	7.8%	\$29,054	14.0%	\$45,750	22.1%	\$90,946	43.9%
VFW Post 1296 Bloomington	Bloomington	00150	\$2,007,676	\$1,681,177	\$326,499	\$145,545	44.6%	\$35,335	10.8%	\$61,923	19.0%	\$86,261	26.4%	\$183,519	56.2%
VFW Post 1350 North St. Paul	North St. Paul	00016	\$856,719	\$680,074	\$176,645	\$97,170	55.0%	\$15,423	8.7%	\$33,726	19.1%	\$17,746	10.0%	\$66,894	37.9%
VFW Post 1403 Benson	Benson	00377	\$1,195,469	\$1,020,092	\$175,377	\$79,071	45.1%	\$18,348	10.5%	\$20,648	11.8%	\$34,738	19.8%	\$73,735	42.0%
VFW Post 141 Kenyon	Kenyon	00019	\$203,148	\$157,876	\$45,272	\$24,108	53.3%	\$4,428	9.8%	\$14,181	31.3%	\$6,469	14.3%	\$25,078	55.4%
VFW Post 1562 Faribault	Faribault	00257	\$188,768	\$138,139	\$50,629	\$21,181	41.8%	\$3,372	6.7%	\$17,239	34.0%	\$5,197	10.3%	\$25,808	51.0%
VFW Post 1639 Willmar	Willmar	00061	\$1,466,309	\$1,246,312	\$219,997	\$103,614	47.1%	\$19,917	9.1%	\$36,055	16.4%	\$48,188	21.9%	\$104,161	47.3%
VFW Post 1642 Waseca	Waseca	00385	\$781,894	\$635,809	\$146,085	\$109,638	75.1%	\$11,096	7.6%	\$36,870	25.2%	\$18,385	12.6%	\$66,350	45.4%
VFW Post 1647 Brainerd	Brainerd	00475	\$989,227	\$821,595	\$167,632	\$74,090	44.2%	\$73,709	44.0%	\$19,255	11.5%	\$28,476	17.0%	\$121,440	72.4%
VFW Post 1656 Madison	Madison	00477	\$143,852	\$105,811	\$38,041	\$14,214	37.4%	\$4,125	10.8%	\$8,772	23.1%	\$5,234	13.8%	\$18,132	47.7%
VFW Post 1676 Detroit Lakes	Detroit Lakes	00008	\$1,001,057	\$822,772	\$178,286	\$108,504	60.9%	\$4,916	2.8%	\$25,127	14.1%	\$23,891	13.4%	\$53,933	30.3%
VFW Post 1720 Grand Rapids	Grand Rapids	00356	\$806,789	\$655,946	\$150,842	\$96,301	63.8%	\$15,843	10.5%	\$26,131	17.3%	\$20,709	13.7%	\$62,683	41.6%



## FY2014 Lawful Gambling Organization Annual Report Summary - by Organization Name

Organization Name	City	License Number	Gross Receipts	Prizes	Net Receipts	ALLOWABLE EXPENSES		LAWFUL PURPOSE EXPENDITURES							
						TOTAL	%	Charitable	%	Other	%	Taxes/Fees	%	TOTAL	%
VFW Post 1757 Cook	Cook	00390	\$287,123	\$221,427	\$65,696	\$27,423	41.7%	\$20,562	31.3%	\$12,154	18.5%	\$7,227	11.0%	\$39,943	60.8%
VFW Post 1778 Wells	Wells	00043	\$306,559	\$243,117	\$63,442	\$40,334	63.6%	\$5,292	8.3%	\$13,706	21.6%	\$8,304	13.1%	\$27,301	43.0%
VFW Post 1782 White Bear Lake	White Bear Lake	00394	\$2,070,388	\$1,725,118	\$345,270	\$149,019	43.2%	\$36,342	10.5%	\$50,622	14.7%	\$111,532	32.3%	\$198,496	57.5%
VFW Post 1783 Young America	Norwood Young Ame	00711	\$754,433	\$646,271	\$108,162	\$50,996	47.1%	\$45,537	42.1%	\$100	0.1%	\$12,949	12.0%	\$58,586	54.2%
VFW Post 1791 Chaska	Chaska	00319	\$1,655,319	\$1,431,956	\$223,362	\$132,623	59.4%	\$16,922	7.6%	\$40,420	18.1%	\$49,559	22.2%	\$106,902	47.9%
VFW Post 1816 Garrison	Garrison	00205	\$1,268,032	\$1,060,311	\$207,721	\$124,391	59.9%	\$30,402	14.6%	\$27,650	13.3%	\$33,816	16.3%	\$91,869	44.2%
VFW Post 1825 Belgrade	Belgrade	00887	\$200,044	\$157,722	\$42,322	\$14,224	33.6%	\$2,290	5.4%	\$23,971	56.6%	\$5,266	12.4%	\$31,527	74.5%
VFW Post 1902 Crookston	Crookston	00057	\$1,934,044	\$1,682,119	\$251,925	\$163,120	64.7%	\$21,987	8.7%	\$22,868	9.1%	\$65,691	26.1%	\$110,545	43.9%
VFW Post 1914 St. James	St. James	00532	\$330,320	\$261,938	\$68,382	\$41,977	61.4%	\$10,650	15.6%	\$11,723	17.1%	\$7,980	11.7%	\$30,352	44.4%
VFW Post 210 Lakeville	Lakeville	00723	\$308,401	\$245,245	\$63,156	\$29,396	46.5%	\$6,440	10.2%	\$18,292	29.0%	\$7,382	11.7%	\$32,113	50.8%
VFW Post 230 Columbia Heights	Columbia Heights	00012	\$1,158,828	\$936,898	\$221,930	\$169,329	76.3%	\$12,175	5.5%	\$31,266	14.1%	\$39,927	18.0%	\$83,368	37.6%
VFW Post 246 Minneapolis	Minneapolis	00151	\$584,670	\$478,355	\$106,315	\$65,626	61.7%	\$14,368	13.5%	\$300	0.3%	\$17,456	16.4%	\$32,124	30.2%
VFW Post 2553 Redwood Falls	Redwood Falls	00024	\$263,306	\$207,862	\$55,444	\$22,456	40.5%	\$10,207	18.4%	\$15,782	28.5%	\$6,444	11.6%	\$32,432	58.5%
VFW Post 2735 Isanti	Isanti	00291	\$1,075,113	\$921,925	\$153,188	\$81,401	53.1%	\$16,128	10.5%	\$40,105	26.2%	\$21,649	14.1%	\$77,881	50.8%
VFW Post 2747 Aux McGregor	McGregor	93098	\$51,188	\$41,947	\$9,241	\$4,377	47.4%	\$766	8.3%	\$340	3.7%	\$1,487	16.1%	\$2,593	28.1%
VFW Post 2793 Thief River Falls	Thief River Falls	00404	\$1,638,358	\$1,353,994	\$284,364	\$154,378	54.3%	\$22,952	8.1%	\$45,395	16.0%	\$53,168	18.7%	\$121,515	42.7%
VFW Post 2818 Litchfield	Litchfield	00165	\$689,031	\$542,655	\$146,376	\$45,791	31.3%	\$27,405	18.7%	\$48,970	33.5%	\$20,040	13.7%	\$96,416	65.9%
VFW Post 2948 International Falls	International Falls	00071	\$1,154,897	\$905,854	\$249,043	\$132,310	53.1%	\$15,208	6.1%	\$26,614	10.7%	\$51,786	20.8%	\$93,608	37.6%
VFW Post 295 South St. Paul	South St. Paul	00052	\$1,109,181	\$920,661	\$188,520	\$92,151	48.9%	\$33,198	17.6%	\$29,739	15.8%	\$26,932	14.3%	\$89,870	47.7%
VFW Post 2980 Ivanhoe	Ivanhoe	01633	\$96,619	\$74,586	\$22,033	\$10,477	47.6%	\$750	3.4%	\$4,828	21.9%	\$3,154	14.3%	\$8,732	39.6%
VFW Post 3289 New York Mills	New York Mills	00401	\$836,878	\$680,778	\$156,100	\$86,133	55.2%	\$16,526	10.6%	\$33,328	21.4%	\$17,339	11.1%	\$67,192	43.0%
VFW Post 363 Fridley	Fridley	00552	\$1,071,884	\$885,261	\$186,623	\$121,804	65.3%	\$3,063	1.6%	\$41,780	22.4%	\$25,349	13.6%	\$70,193	37.6%
VFW Post 3723 Owatonna	Owatonna	00379	\$978,702	\$806,323	\$172,380	\$89,514	51.9%	\$40,521	23.5%	\$26,587	15.4%	\$31,810	18.5%	\$98,918	57.4%
VFW Post 380 Montevideo	Montevideo	00408	\$715,439	\$605,104	\$110,335	\$62,286	56.5%	\$17,410	15.8%	\$10,125	9.2%	\$15,088	13.7%	\$42,623	38.6%
VFW Post 3817 East Grand Forks	East Grand Forks	00523	\$2,482,121	\$2,055,144	\$426,977	\$211,074	49.4%	\$40,051	9.4%	\$59,285	13.9%	\$113,343	26.5%	\$212,679	49.8%
VFW Post 3828 Kennedy	Kennedy	00956	\$217,747	\$180,544	\$37,203	\$21,770	58.5%	\$6,300	16.9%	\$4,447	12.0%	\$4,537	12.2%	\$15,284	41.1%
VFW Post 3839 Jenkins	Pequot Lakes	02259	\$650,902	\$502,812	\$148,090	\$103,532	69.9%	\$17,660	11.9%	\$12,546	8.5%	\$17,012	11.5%	\$47,218	31.9%
VFW Post 3915 Brooklyn Park	Brooklyn Park	00632	\$1,859,657	\$1,577,365	\$282,292	\$133,143	47.2%	\$6,848	2.4%	\$41,862	14.8%	\$68,897	24.4%	\$117,606	41.7%
VFW Post 3922 Wadena	Wadena	01724	\$1,105,471	\$902,886	\$202,585	\$100,082	49.4%	\$23,221	11.5%	\$12,266	6.1%	\$41,898	20.7%	\$77,385	38.2%
VFW Post 3964 Ortonville	Ortonville	03141	\$47,936	\$29,575	\$18,361	\$373	2.0%	\$0	0.0%	\$8,862	48.3%	\$1,146	6.2%	\$10,008	54.5%
VFW Post 3979 Cloquet	Cloquet	00422	\$607,300	\$517,201	\$90,100	\$44,223	49.1%	\$13,339	14.8%	\$25,708	28.5%	\$10,619	11.8%	\$49,665	55.1%
VFW Post 4046 Shakopee	Shakopee	00293	\$1,338,061	\$1,130,148	\$207,913	\$99,068	47.6%	\$1,906	0.9%	\$64,365	31.0%	\$43,605	21.0%	\$109,876	52.8%
VFW Post 4086 Wabasha	Wabasha	00369	\$582,962	\$465,071	\$117,891	\$71,257	60.4%	\$20,434	17.3%	\$19,869	16.9%	\$19,202	16.3%	\$59,504	50.5%
VFW Post 4114 Spring Valley	Spring Valley	00048	\$387,188	\$319,397	\$67,791	\$39,668	58.5%	\$2,767	4.1%	\$7,909	11.7%	\$10,731	15.8%	\$21,407	31.6%

## FY2014 Lawful Gambling Organization Annual Report Summary - by Organization Name

Organization Name	City	License Number	Gross Receipts	Prizes	Net Receipts	ALLOWABLE EXPENSES		LAWFUL PURPOSE EXPENDITURES							
						TOTAL	%	Charitable	%	Other	%	Taxes/Fees	%	TOTAL	%
VFW Post 4210 Forest Lake	Forest Lake	00272	\$1,174,288	\$914,576	\$259,711	\$120,056	46.2%	\$29,374	11.3%	\$53,525	20.6%	\$48,298	18.6%	\$131,198	50.5%
VFW Post 425 Hopkins	Hopkins	00185	\$3,420,547	\$2,942,259	\$478,288	\$201,001	42.0%	\$22,544	4.7%	\$77,097	16.1%	\$145,704	30.5%	\$245,346	51.3%
VFW Post 428 St. Cloud	St. Cloud	00813	\$409,338	\$311,107	\$98,231	\$40,615	41.3%	\$7,971	8.1%	\$45,664	46.5%	\$11,330	11.5%	\$64,964	66.1%
VFW Post 4393 Northfield	Northfield	00025	\$728,118	\$566,857	\$161,261	\$73,283	45.4%	\$42,631	26.4%	\$32,297	20.0%	\$21,393	13.3%	\$96,321	59.7%
VFW Post 4452 Cannon Falls	Cannon Falls	00020	\$225,368	\$169,813	\$55,555	\$16,121	29.0%	\$22,475	40.5%	\$14,820	26.7%	\$6,349	11.4%	\$43,644	78.6%
VFW Post 4582 Starbuck	Starbuck	00056	\$970,103	\$800,758	\$169,345	\$104,958	62.0%	\$18,417	10.9%	\$23,028	13.6%	\$21,340	12.6%	\$62,785	37.1%
VFW Post 4743 Lakefield	Lakefield	00059	\$40,976	\$32,150	\$8,826	\$5,639	63.9%	\$209	2.4%	\$1,595	18.1%	\$1,176	13.3%	\$2,980	33.8%
VFW Post 4847 East St. Cloud	St. Cloud	00454	\$942,204	\$720,848	\$221,356	\$113,186	51.1%	\$33,209	15.0%	\$64,888	29.3%	\$41,234	18.6%	\$139,331	62.9%
VFW Post 4930 Warroad	Warroad	05586	\$288,098	\$237,726	\$50,372	\$36,984	73.4%	\$10,167	20.2%	\$1,000	2.0%	\$5,572	11.1%	\$16,739	33.2%
VFW Post 494 Crystal	Crystal	00155	\$2,892,328	\$2,398,417	\$493,911	\$248,709	50.4%	\$44,054	8.9%	\$83,368	16.9%	\$133,564	27.0%	\$260,986	52.8%
VFW Post 4955 Appleton	Appleton	00098	\$475,177	\$391,366	\$83,811	\$38,934	46.5%	\$10,045	12.0%	\$25,661	30.6%	\$9,599	11.5%	\$45,304	54.1%
VFW Post 5102 Glencoe	Glencoe	00161	\$343,228	\$274,819	\$68,409	\$37,271	54.5%	\$6,579	9.6%	\$19,950	29.2%	\$8,385	12.3%	\$34,914	51.0%
VFW Post 5247 Dawson	Dawson	00973	\$91,221	\$63,103	\$28,118	\$17,659	62.8%	\$1,005	3.6%	\$6,665	23.7%	\$3,355	11.9%	\$11,025	39.2%
VFW Post 5252 Pelican Rapids	Pelican Rapids	02132	\$2,285,938	\$1,929,872	\$356,066	\$182,139	51.2%	\$20,611	5.8%	\$38,752	10.9%	\$101,447	28.5%	\$160,810	45.2%
VFW Post 5460 Watkins	Watkins	03052	\$402,574	\$327,798	\$74,776	\$44,438	59.4%	\$20,858	27.9%	\$2,267	3.0%	\$8,186	10.9%	\$31,311	41.9%
VFW Post 5462 Waconia	Waconia	00411	\$508,919	\$399,601	\$109,318	\$56,050	51.3%	\$23,091	21.1%	\$20,950	19.2%	\$11,027	10.1%	\$55,068	50.4%
VFW Post 5518 Elk River	Elk River	01667	\$1,691,388	\$1,436,426	\$254,962	\$131,534	51.6%	\$51,415	20.2%	\$13,867	5.4%	\$64,807	25.4%	\$130,089	51.0%
VFW Post 5555 Richfield	Richfield	00073	\$1,040,255	\$805,607	\$234,648	\$130,284	55.5%	\$4,367	1.9%	\$42,715	18.2%	\$45,539	19.4%	\$92,620	39.5%
VFW Post 5727 Zumbrota	Zumbrota	00018	\$368,977	\$292,800	\$76,177	\$29,815	39.1%	\$3,642	4.8%	\$38,719	50.8%	\$8,460	11.1%	\$50,821	66.7%
VFW Post 6031 Arlington	Arlington	00544	\$264,399	\$208,252	\$56,147	\$24,012	42.8%	\$29,144	51.9%	\$0	0.0%	\$5,869	10.5%	\$35,013	62.4%
VFW Post 612 Fergus Falls	Fergus Falls	00162	\$1,681,595	\$1,331,148	\$350,447	\$197,627	56.4%	\$53,033	15.1%	\$25,867	7.4%	\$74,767	21.3%	\$153,667	43.8%
VFW Post 6206 Menahga	Menahga	00132	\$381,718	\$299,795	\$81,923	\$44,379	54.2%	\$11,459	14.0%	\$15,865	19.4%	\$8,829	10.8%	\$36,154	44.1%
VFW Post 6208 Prior Lake	Prior Lake	00295	\$515,767	\$378,987	\$136,780	\$48,510	35.5%	\$14,472	10.6%	\$60,815	44.5%	\$14,094	10.3%	\$89,381	65.3%
VFW Post 6316 Blaine	Blaine	01298	\$1,876,506	\$1,523,091	\$353,415	\$141,273	40.0%	\$3,447	1.0%	\$75,267	21.3%	\$108,738	30.8%	\$187,452	53.0%
VFW Post 6587 Spring Lake Park	Spring Lake Park	00027	\$810,010	\$663,807	\$146,203	\$85,573	58.5%	\$3,608	2.5%	\$26,109	17.9%	\$22,630	15.5%	\$52,347	35.8%
VFW Post 6690 Mendota	Mendota	00629	\$908,697	\$761,662	\$147,035	\$90,923	61.8%	\$3,350	2.3%	\$19,139	13.0%	\$29,505	20.1%	\$51,994	35.4%
VFW Post 6992 Sauk Rapids	Sauk Rapids	00424	\$503,846	\$385,079	\$118,767	\$61,648	51.9%	\$18,693	15.7%	\$16,228	13.7%	\$12,736	10.7%	\$47,657	40.1%
VFW Post 7050 Melrose	Melrose	00297	\$175,854	\$142,969	\$32,885	\$17,615	53.6%	\$13,783	41.9%	\$65	0.2%	\$5,693	17.3%	\$19,541	59.4%
VFW Post 7051 Golden Valley	Golden Valley	00159	\$2,777,892	\$2,367,795	\$410,097	\$183,453	44.7%	\$26,306	6.4%	\$87,405	21.3%	\$115,495	28.2%	\$229,206	55.9%
VFW Post 723 Baudette	Baudette	00482	\$394,363	\$342,884	\$51,479	\$20,128	39.1%	\$5,074	9.9%	\$19,641	38.2%	\$6,608	12.8%	\$31,323	60.8%
VFW Post 7266 New Auburn	New Auburn	00521	\$156,603	\$116,234	\$40,369	\$31,573	78.2%	\$21,573	53.4%	\$125	0.3%	\$4,123	10.2%	\$25,821	64.0%
VFW Post 742	Marshall	01204	\$456,461	\$359,379	\$97,082	\$59,555	61.3%	\$26,229	27.0%	\$300	0.3%	\$17,689	18.2%	\$44,218	45.5%
VFW Post 7555 Roseville	Roseville	00017	\$1,471,587	\$1,233,020	\$238,567	\$107,081	44.9%	\$12,004	5.0%	\$42,968	18.0%	\$63,901	26.8%	\$118,874	49.8%
VFW Post 7662 Farmington	Farmington	00053	\$402,852	\$325,283	\$77,569	\$37,796	48.7%	\$8,545	11.0%	\$17,118	22.1%	\$8,359	10.8%	\$34,022	43.9%

## FY2014 Lawful Gambling Organization Annual Report Summary - by Organization Name

Organization Name	City	License Number	Gross Receipts	Prizes	Net Receipts	ALLOWABLE EXPENSES		LAWFUL PURPOSE EXPENDITURES							
						TOTAL	%	Charitable	%	Other	%	Taxes/Fees	%	TOTAL	%
VFW Post 7902 Osakis	Osakis	00375	\$1,490,664	\$1,264,362	\$226,302	\$137,928	60.9%	\$17,522	7.7%	\$31,735	14.0%	\$33,650	14.9%	\$82,907	36.6%
VFW Post 8144 Hoyt Lakes	Hoyt Lakes	00388	\$142,218	\$131,169	\$11,049	\$11,327	102.5%	\$1,324	12.0%	\$4,447	40.2%	\$3,881	35.1%	\$9,652	87.4%
VFW Post 8508 Akeley	Akeley	01308	\$328,750	\$266,802	\$61,949	\$35,333	57.0%	\$3,849	6.2%	\$22,127	35.7%	\$7,116	11.5%	\$33,092	53.4%
VFW Post 8663 Roseau	Roseau	00014	\$587,208	\$452,802	\$134,406	\$71,702	53.3%	\$27,641	20.6%	\$15,536	11.6%	\$14,017	10.4%	\$57,194	42.6%
VFW Post 8729 Lake City	Lake City	00204	\$471,461	\$381,021	\$90,440	\$31,458	34.8%	\$5,343	5.9%	\$38,585	42.7%	\$10,406	11.5%	\$54,334	60.1%
VFW Post 8731 Monticello	Monticello	00357	\$2,674,399	\$2,297,007	\$377,392	\$166,319	44.1%	\$30,431	8.1%	\$58,117	15.4%	\$101,322	26.8%	\$189,869	50.3%
VFW Post 8752 Cottage Grove	Cottage Grove	00158	\$909,306	\$771,384	\$137,922	\$63,769	46.2%	\$10,568	7.7%	\$31,393	22.8%	\$24,832	18.0%	\$66,793	48.4%
VFW Post 906 Hutchinson	Hutchinson	00125	\$1,199,491	\$969,776	\$229,715	\$131,809	57.4%	\$17,397	7.6%	\$54,190	23.6%	\$37,276	16.2%	\$108,863	47.4%
VFW Post 9073 Randall	Randall	00166	\$313,191	\$256,102	\$57,090	\$29,569	51.8%	\$14,937	26.2%	\$7,418	13.0%	\$6,022	10.5%	\$28,377	49.7%
VFW Post 936 Alexandria	Alexandria	00042	\$2,080,122	\$1,785,579	\$294,543	\$133,940	45.5%	\$44,582	15.1%	\$65,906	22.4%	\$71,076	24.1%	\$181,565	61.6%
VFW Post 9433 Rosemount	Rosemount	00187	\$819,668	\$693,057	\$126,611	\$71,789	56.7%	\$15,752	12.4%	\$23,358	18.4%	\$17,403	13.7%	\$56,513	44.6%
VFW Post 9625 Coon Rapids	Coon Rapids	00009	\$1,068,704	\$900,671	\$168,033	\$112,163	66.8%	\$3,554	2.1%	\$20,742	12.3%	\$29,499	17.6%	\$53,795	32.0%
VFW Post 9641 Littlefork	Littlefork	00072	\$131,446	\$99,834	\$31,612	\$6,042	19.1%	\$12,427	39.3%	\$14,840	46.9%	\$4,045	12.8%	\$31,312	99.1%
VFW Post 9713 Mankato	Mankato	00038	\$670,503	\$572,213	\$98,289	\$38,942	39.6%	\$3,986	4.1%	\$42,859	43.6%	\$15,440	15.7%	\$62,285	63.4%
Vietnam Veterans of America Chapter 639	South St. Paul	05497	\$410,115	\$334,231	\$75,884	\$44,222	58.3%	\$22,021	29.0%	\$0	0.0%	\$7,792	10.3%	\$29,813	39.3%
Village of Franklin Firemen's Relief	Franklin	04852	\$88,355	\$73,887	\$14,468	\$10,216	70.6%	\$5,100	35.3%	\$0	0.0%	\$1,990	13.8%	\$7,090	49.0%
Villard Fire Dept Relief Assoc	Villard	02260	\$419,694	\$328,313	\$91,381	\$46,715	51.1%	\$30,550	33.4%	\$0	0.0%	\$9,743	10.7%	\$40,293	44.1%
Voiture 327 40/8 Olmsted County	Rochester	00803	\$136,346	\$113,339	\$23,007	\$16,863	73.3%	\$10,265	44.6%	\$2,194	9.5%	\$2,807	12.2%	\$15,265	66.3%
Voyageur Trail Society	Crane Lake	04453	\$809,229	\$655,251	\$153,978	\$93,743	60.9%	\$37,000	24.0%	\$0	0.0%	\$23,481	15.2%	\$60,481	39.3%
Wabasha Fire Relief	Wabasha	04243	\$85,368	\$67,247	\$18,121	\$8,171	45.1%	\$8,998	49.7%	\$0	0.0%	\$2,450	13.5%	\$11,448	63.2%
Wabasso Lions Club	Wabasso	02013	\$84,510	\$60,994	\$23,516	\$8,691	37.0%	\$6,800	28.9%	\$0	0.0%	\$2,526	10.7%	\$9,326	39.7%
Waconia Fire Dept Relief Assoc	Waconia	02775	\$409,196	\$336,886	\$72,310	\$46,101	63.8%	\$8,805	12.2%	\$0	0.0%	\$7,518	10.4%	\$16,323	22.6%
Waldorf Firemen's Relief Assoc	Waldorf	02321	\$171,160	\$138,943	\$32,217	\$20,946	65.0%	\$6,275	19.5%	\$0	0.0%	\$3,669	11.4%	\$9,944	30.9%
Walnut Grove Area Loggers	Walnut Grove	36713	\$191,503	\$155,925	\$35,578	\$14,829	41.7%	\$12,305	34.6%	\$0	0.0%	\$2,986	8.4%	\$15,291	43.0%
Wanamingo Firefighters Relief Assoc	Wanamingo	05278	\$56,563	\$46,000	\$10,563	\$5,909	55.9%	\$5,000	47.3%	\$0	0.0%	\$1,746	16.5%	\$6,746	63.9%
Warren Pony Sports Booster Club	Warren	02599	\$1,185,608	\$998,924	\$186,684	\$86,104	46.1%	\$60,000	32.1%	\$750	0.4%	\$31,291	16.8%	\$92,041	49.3%
Warrior Club Inc.	Winona	03711	\$308,383	\$260,503	\$47,880	\$23,527	49.1%	\$9,900	20.7%	\$0	0.0%	\$5,216	10.9%	\$15,116	31.6%
Warrior Coaches Association Inc	Warroad	33372	\$75,330	\$61,925	\$13,405	\$13,162	98.2%	\$1,000	7.5%	\$0	0.0%	\$1,882	14.0%	\$2,882	21.5%
Warroad Area Community Center	Warroad	02889	\$196,028	\$162,196	\$33,832	\$18,682	55.2%	\$13,900	41.1%	\$0	0.0%	\$4,047	12.0%	\$17,947	53.0%
Waseca Hockey Association	Waseca	02258	\$1,670,247	\$1,332,674	\$337,573	\$162,969	48.3%	\$62,277	18.4%	\$0	0.0%	\$76,139	22.6%	\$138,416	41.0%
Waseca Sleigh And Cutter Festival Associ	Waseca	33569	\$191,754	\$158,121	\$33,633	\$30,311	90.1%	\$5,920	17.6%	\$0	0.0%	\$4,926	14.6%	\$10,846	32.2%
Washburn Amateur Hockey Assoc	Minneapolis	02994	\$2,586,688	\$2,016,341	\$570,347	\$334,042	58.6%	\$38,800	6.8%	\$0	0.0%	\$189,224	33.2%	\$228,024	40.0%
Waterford Warriors Snowmobile Club	Northfield	04987	\$736,655	\$613,437	\$123,218	\$68,790	55.8%	\$36,000	29.2%	\$0	0.0%	\$20,221	16.4%	\$56,221	45.6%
Watertown Lions Club	Watertown	01473	\$798,894	\$664,679	\$134,215	\$62,319	46.4%	\$51,423	38.3%	\$0	0.0%	\$17,837	13.3%	\$69,260	51.6%

## FY2014 Lawful Gambling Organization Annual Report Summary - by Organization Name

Organization Name	City	License Number	Gross Receipts	Prizes	Net Receipts	ALLOWABLE EXPENSES		LAWFUL PURPOSE EXPENDITURES							
						TOTAL	%	Charitable	%	Other	%	Taxes/Fees	%	TOTAL	%
Waterville Lions Club	Waterville	02108	\$917,849	\$716,123	\$201,726	\$117,346	58.2%	\$52,430	26.0%	\$500	0.2%	\$34,464	17.1%	\$87,394	43.3%
Watkins Baseball Club	Watkins	47010	\$122,595	\$85,457	\$37,138	\$14,181	38.2%	\$2,545	6.9%	\$34,000	91.6%	\$5,157	13.9%	\$41,702	112.3%
Watkins Lions Club	Watkins	01608	\$411,236	\$340,985	\$70,251	\$32,082	45.7%	\$31,166	44.4%	\$0	0.0%	\$7,301	10.4%	\$38,467	54.8%
Waverly Lions Club	Waverly	02508	\$511,059	\$420,050	\$91,009	\$46,281	50.9%	\$33,444	36.7%	\$0	0.0%	\$12,915	14.2%	\$46,359	50.9%
Wayzata Lions Club	Wayzata	02789	\$2,485,341	\$2,132,669	\$352,672	\$160,396	45.5%	\$99,000	28.1%	\$0	0.0%	\$96,973	27.5%	\$195,973	55.6%
Webster Sports & Recreation Association	Webster	01797	\$41,323	\$31,923	\$9,399	\$8,055	85.7%	\$2,320	24.7%	\$0	0.0%	\$889	9.5%	\$3,209	34.1%
Wells Creek Riders Snowmobile Club	Lake City	05333	\$100,243	\$71,947	\$28,296	\$13,961	49.3%	\$8,264	29.2%	\$0	0.0%	\$3,041	10.7%	\$11,305	40.0%
Wells Lions Club	Wells	00727	\$191,154	\$145,775	\$45,379	\$26,947	59.4%	\$11,327	25.0%	\$0	0.0%	\$4,854	10.7%	\$16,181	35.7%
West Concord Historical Society	West Concord	05622	\$79,217	\$63,350	\$15,867	\$6,452	40.7%	\$9,000	56.7%	\$0	0.0%	\$2,121	13.4%	\$11,121	70.1%
West Metro Fire Rescue District Firefighter	Crystal	03272	\$2,136,655	\$1,682,145	\$454,510	\$251,378	55.3%	\$67,450	14.8%	\$0	0.0%	\$117,490	25.8%	\$184,940	40.7%
West St. Paul Commercial Club	West St. Paul	01042	\$2,854,288	\$2,348,077	\$506,211	\$296,207	58.5%	\$45,419	9.0%	\$14,426	2.8%	\$165,066	32.6%	\$224,911	44.4%
Westbrook Fire Relief Assoc	Westbrook	03444	\$149,293	\$121,198	\$28,095	\$18,110	64.5%	\$7,875	28.0%	\$0	0.0%	\$5,878	20.9%	\$13,753	49.0%
White Bear Avenue Business Association	North St. Paul	04785	\$1,178,296	\$1,002,734	\$175,562	\$131,655	75.0%	\$30,336	17.3%	\$0	0.0%	\$31,711	18.1%	\$62,047	35.3%
White Bear Lake Area Hockey Assoc	White Bear Lake	03111	\$5,935,883	\$4,897,008	\$1,038,875	\$551,394	53.1%	\$99,590	9.6%	\$0	0.0%	\$335,716	32.3%	\$435,306	41.9%
White Bear Lake Basketball Assoc	White Bear Lake	04934	\$187,271	\$137,604	\$49,667	\$33,398	67.2%	\$12,000	24.2%	\$0	0.0%	\$6,218	12.5%	\$18,218	36.7%
White Bear Lake Lions Club	White Bear Lake	02378	\$3,203,851	\$2,711,856	\$491,995	\$264,348	53.7%	\$98,783	20.1%	\$0	0.0%	\$149,082	30.3%	\$247,865	50.4%
Whitewater Trailblazers Snowmobile Club	St. Charles	05041	\$159,776	\$118,949	\$40,827	\$22,291	54.6%	\$5,597	13.7%	\$12,897	31.6%	\$4,788	11.7%	\$23,282	57.0%
Wildlife Habitat Conservation Society of M Hutchinson		03534	\$991,497	\$857,690	\$133,807	\$75,828	56.7%	\$38,724	28.9%	\$0	0.0%	\$18,820	14.1%	\$57,544	43.0%
Wildwood Lions Club	White Bear Lake	36196	\$1,866,286	\$1,502,123	\$364,163	\$185,992	51.1%	\$82,933	22.8%	\$0	0.0%	\$98,450	27.0%	\$181,383	49.8%
Willow River Commercial Club	Willow River	02353	\$259,931	\$218,093	\$41,838	\$22,403	53.5%	\$13,648	32.6%	\$325	0.8%	\$4,618	11.0%	\$18,591	44.4%
Winsted Volunteer Fire Dept Relief Assoc	Winsted	03088	\$921,348	\$756,466	\$164,882	\$91,231	55.3%	\$59,377	36.0%	\$0	0.0%	\$23,247	14.1%	\$82,625	50.1%
Winthrop Honor Guard	Winthrop	36034	\$254,732	\$199,432	\$55,300	\$31,510	57.0%	\$15,559	28.1%	\$0	0.0%	\$5,947	10.8%	\$21,506	38.9%
Wolf Lake Lions Club	Wolf Lake	01807	\$511,354	\$418,150	\$93,204	\$64,707	69.4%	\$22,475	24.1%	\$0	0.0%	\$9,715	10.4%	\$32,190	34.5%
Wolf Lake Wolf Pack Baseball Inc	Menahga	02516	\$1,111,709	\$898,354	\$213,356	\$125,816	59.0%	\$31,262	14.7%	\$0	0.0%	\$48,198	22.6%	\$79,460	37.2%
Wood City Riders Snowmobile Club	Cloquet	05353	\$626,418	\$508,673	\$117,745	\$50,341	42.8%	\$41,979	35.7%	\$0	0.0%	\$15,291	13.0%	\$57,270	48.6%
Woodbury Area Hockey Club	Woodbury	03029	\$1,137,603	\$927,161	\$210,442	\$122,085	58.0%	\$54,029	25.7%	\$0	0.0%	\$43,764	20.8%	\$97,793	46.5%
Woodbury Athletic Assoc	Woodbury	02274	\$3,187,532	\$2,653,905	\$533,627	\$259,387	48.6%	\$79,463	14.9%	\$0	0.0%	\$163,522	30.6%	\$242,984	45.5%
Worthington Hockey Assoc	Reading	03054	\$293,105	\$202,708	\$90,397	\$25,787	28.5%	\$53,500	59.2%	\$4,000	4.4%	\$9,052	10.0%	\$66,552	73.6%
Worthington Optimist Club	Worthington	02207	\$440,863	\$350,948	\$89,915	\$51,513	57.3%	\$35,909	39.9%	\$0	0.0%	\$10,397	11.6%	\$46,306	51.5%
Zimmerman Fire Department Relief Assoc	Zimmerman	02221	\$5,334,055	\$4,510,404	\$823,651	\$384,032	46.6%	\$173,329	21.0%	-\$239	0.0%	\$252,369	30.6%	\$425,459	51.7%
Zumbro Falls Fire Dept Relief Assoc	Zumbro Falls	02850	\$369,771	\$290,047	\$79,724	\$40,357	50.6%	\$17,725	22.2%	\$0	0.0%	\$9,301	11.7%	\$27,026	33.9%
Zumbrota Vol Fire Dept Relief Assoc	Zumbrota	03075	\$159,086	\$125,750	\$33,336	\$30,515	91.5%	\$7,856	23.6%	\$0	0.0%	\$3,909	11.7%	\$11,765	35.3%
<b>TOTALS</b>			<b>\$1,202,237,770</b>	<b>\$995,117,582</b>	<b>\$207,144,844</b>	<b>\$108,335,645</b>	<b>52.3%</b>	<b>\$42,971,825</b>	<b>20.7%</b>	<b>\$10,079,815</b>	<b>4.9%</b>	<b>\$47,190,986</b>	<b>22.8%</b>	<b>\$100,242,626</b>	<b>48.4%</b>