

Status Report

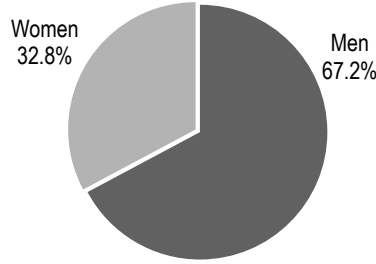
WOMEN IN MINNESOTA LEGISLATURE, 2015

This report reflects certified election results from the November 4, 2014, general election.

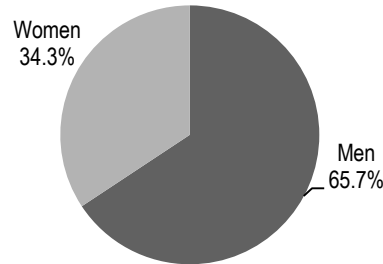
Women in the Minnesota Legislature, 2015

As a result of the November 4, 2014, general election, the number of women elected to serve in the Minnesota Legislature decreased by one to 67 (33.3%) of the 201 seats in the House and Senate. This is a decrease in women compared to the 2013-14 biennium, down from 68 (33.8%). The number of elected DFL women has decreased by 2 seats. The number of elected Republican women has increased by 1 seat.

Minnesota House, 2015



Minnesota Senate, 2015



Senate

The Senate did not stand for election in 2014.

House

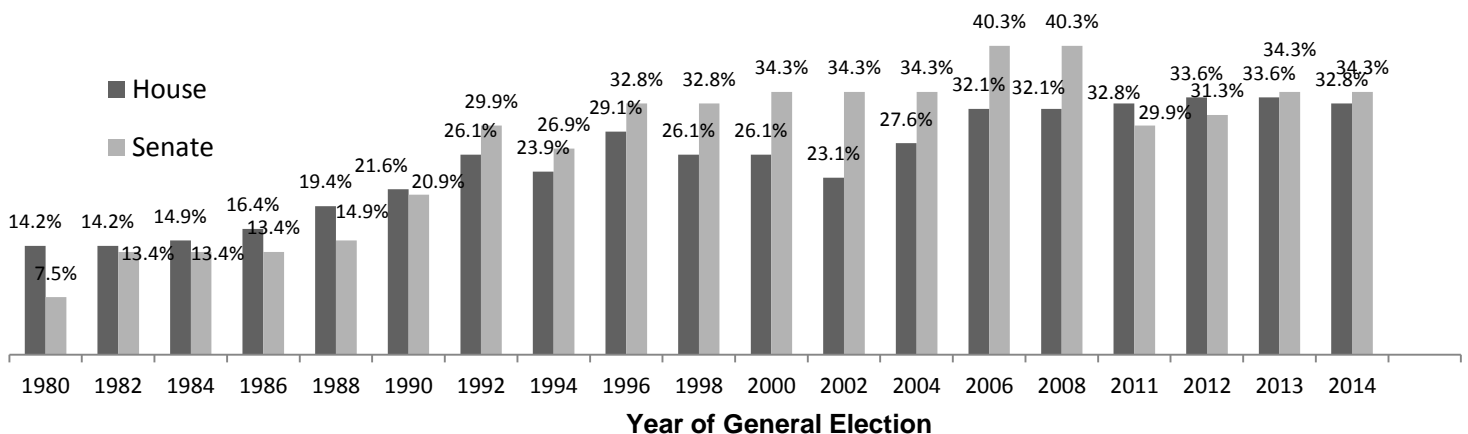
Women were elected to hold 44 (32.8%) of the 134 seats in the Minnesota House of Representatives as a result of the November 4, 2014, general election. The historical high for the House was 33.6%, in 2012.

Women in the Minnesota Legislature, 2015				
	DFL	Republican	Independence	Total
House	26	18	0	44
Senate	15	8	0	23
Legislature	41	26	0	67

Newly Elected

Six women are serving their first term in the House starting in 2015: Representatives Peggy Bennett, Kelly Fenton, Roz Peterson, Jennifer Schultz, Abigail Whelan, and Cheryl Youakim.

Women Elected to the Minnesota Legislature, Senate and House in General & Special Elections, 1980-2014



In 1922, women became eligible to vote and run for election to the Minnesota Legislature. From 1922 to 1970, the percentage of women in the Legislature was very low, ranging from 0 to 2.5 percent. By 1980, the legislature was comprised of 14.2% women in the House, and 7.5% in the Senate. The percentage increased steadily to 27.4% women overall in 1992. In the 1996 general election, the percentage rose to 30.4% women in the Legislature overall. The numbers of women elected in the 1998, 2000 and 2002 general elections were lower, at 57 (28.4%), 58 (28.9%), and 54 (26.9%), respectively. In 2004, representation again increased, rising to 29.9%. In the 2006 and 2008 general elections the number of women serving was an historical high of 70 women (34.8%).