


# **STATE OF MINNESOTA**

## **Office of the State Auditor**



**Rebecca Otto**  
**State Auditor**

---

## **2013 Local Government Lobbying Services**

## **Description of the Office of the State Auditor**

The mission of the Office of the State Auditor is to oversee local government finances for Minnesota taxpayers by helping to ensure financial integrity and accountability in local governmental financial activities.

Through financial, compliance, and special audits, the State Auditor oversees and ensures that local government funds are used for the purposes intended by law and that local governments hold themselves to the highest standards of financial accountability.

The State Auditor performs approximately 150 financial and compliance audits per year and has oversight responsibilities for over 3,300 local units of government throughout the state. The office currently maintains five divisions:

**Audit Practice** - conducts financial and legal compliance audits of local governments;

**Government Information** - collects and analyzes financial information for cities, towns, counties, and special districts;

**Legal/Special Investigations** - provides legal analysis and counsel to the Office and responds to outside inquiries about Minnesota local government law; as well as investigates allegations of misfeasance, malfeasance, and nonfeasance in local government;

**Pension** - monitors investment, financial, and actuarial reporting for approximately 730 public pension funds; and

**Tax Increment Financing** - promotes compliance and accountability in local governments' use of tax increment financing through financial and compliance audits.

The State Auditor serves on the State Executive Council, State Board of Investment, Land Exchange Board, Public Employees Retirement Association Board, Minnesota Housing Finance Agency, and the Rural Finance Authority Board.

Office of the State Auditor  
525 Park Street, Suite 500  
Saint Paul, Minnesota 55103  
(651) 296-2551  
state.auditor@osa.state.mn.us  
www.auditor.state.mn.us

This document can be made available in alternative formats upon request. Call 651-296-2551 [voice] or 1-800-627-3529 [relay service] for assistance; or visit the Office of the State Auditor's web site: [www.auditor.state.mn.us](http://www.auditor.state.mn.us).

# **2013 Local Government Lobbying Services**

**For the Year Ended December 31, 2013**



**June 23, 2014**

**Government Information Division  
Office of the State Auditor  
State of Minnesota**

**Deputy State Auditor**

Greg Hierlinger

**Staff**

Kathy Docter, *Director of Government Information Division*

John Jernberg, *Research Analysis Specialist*

Christy John, *Research Analyst*

Mark Albarado, *Accounting Officer*

Tiffany O'Neil, *Accounting Officer*

Erin Schutta, *Accounting Officer*

Trang Pham (*Intern*)

MaryEllen Wies (*Intern*)

This page left blank intentionally

---

# TABLE OF CONTENTS

---

<b>Scope and Methodology.....</b>	<b>1</b>
<b>Executive Summary.....</b>	<b>3</b>
<b>Overview.....</b>	<b>5</b>
<b>Lobbying Services Expenditures by Local Governments.....</b>	<b>6</b>
Staff and Contract Lobbyists.....	6
Reliance on Contract Lobbyists.....	7
Highest Expenditures on Staff and Contract Lobbyists.....	7
Trends in Expenditures for Staff and Contract Lobbyists.....	8
<b>Lobbying Services Expenditures by Associations.....</b>	<b>9</b>
Trends in Lobbying Services Expenditures Made by Associations.....	9
Association Lobbying by Type of Entity.....	10
Multiple Association Memberships.....	10
Associations With the Highest Expenditures on Lobbying Services.....	11
Compensation Paid to Firms or Staff for Lobbying Services.....	12
<b>Data Tables - 2013 Local Government Lobbying Expenditures</b>	
Table 4 - 2013 Local Government Lobbying Expenditures - Employee and Contract Lobbyists.....	15
Table 5 - 2013 Lobbying Expenditures Paid With Association Dues - Listed by Entity.....	23
Table 6 - 2013 Lobbying Expenditures by Associations of Local Governments.....	376
<b>Appendices</b>	
Appendix A - Office of the State Auditor - 2013 Local Government Lobbying Expenditures Reporting Form.....	379
Appendix B - Office of the State Auditor - 2013 Lobbying Cost Reporting Form for Associations of Local Governments.....	385

This page left blank intentionally

---

## Scope and Methodology

---

This report shows the expenditures by local governments and their associations for lobbyists and lobbying. The report is prepared in accordance with Minn. Stat. § 6.76, which states:

*(a) On or before January 31 of each year, all political subdivisions shall report to the state auditor, on forms prescribed by the auditor, their estimated expenditures paid for the previous calendar year to a lobbyist as defined in section 10A.01, subdivision 21, except payments to associations of political subdivisions that are reported under paragraph (b), and to any staff person not registered as a lobbyist, over 25 percent of whose time is spent during the legislative session on legislative matters.*

*(b) Associations of political subdivisions subject to this section shall report annually, on or before January 31, to the state auditor and the association's members the proportionate amount of each member's dues spent for lobbying purposes.*

*(c) For purposes of this section, "political subdivision" has the meaning given in section 6.465, but also includes a metropolitan or regional agency or a public corporation audited by the legislative auditor.*

The Office of the State Auditor has collected and published data on the lobbying services costs of local governments since 1989. This report summarizes expenditures on local government lobbying services during the calendar year 2013<sup>1</sup> and is intended to inform the public and policymakers of the amount spent by their local government on lobbying services.

The reporting forms used to collect information on the expenditures by local governments and their associations for lobbyists and lobbying are presented as appendices in this report starting on page 379. The list of local government associations was developed by reviewing all associations that were registered with the Campaign Finance and Public Disclosure Board. While the Office of the State Auditor attempted to identify all associations of local governments and provide them forms to fulfill their reporting requirement, it is the responsibility of the associations to comply with the reporting requirement. The expenditures on lobbying services are the amounts self-reported by local governments and local government associations.

---

<sup>1</sup>While the law requires associations to report on a calendar year, certain associations continue to report on their own fiscal years.

This page left blank intentionally



---

## Executive Summary

---

- Local governments spent a total of \$8,066,489 on lobbying activities in 2013. This represents an increase of \$259,354, or 3.3 percent, over the amount spent on lobbying services in 2012 (pg. 5).
- Eighty-four local governments (three more than in 2012) reported that they directly employed staff or hired contract lobbyists in 2013. These local governments spent a total of \$3,853,075 on staff and contract lobbyists.<sup>2</sup> This was \$75,344, or 1.9 percent, less than in 2012 (pg. 5).
- In addition to the \$3.9 million paid directly to staff and contract lobbyists, local governments paid dues of \$10,967,446 in 2013 to local government associations that also represented their interests before legislative, administrative, or other governmental bodies.<sup>3</sup> These associations spent \$4,213,414 on lobbyists and lobbying in 2013. This represents an increase of 8.6 percent over 2012. Of the \$4.2 million spent on lobbyists and lobbying by these associations, \$3,837,539 was funded exclusively through dues. This represents an increase of 9.4 percent over the \$3,509,101 in association dues that were spent on lobbying activities in 2012 (pg. 5).

---

<sup>2</sup>These expenditures do not include dues and membership fees paid to local government associations.

<sup>3</sup>The local government associations identified in this report do not include various professional associations that lobby on behalf of specific professional occupations within local governments. For example, Education Minnesota is registered with the Campaign Finance and Public Disclosure Board. However, because the association does not directly represent school districts or school district management personnel, its lobbying expenditures are not included in this report.

This page left blank intentionally

---

## Overview

---

The operation and funding of local governments can be greatly affected by decisions made by the state Legislature. Therefore, it is understandable that those affected by these decisions would want to have representation during the legislative process. This report documents the level of expenditures made by local governments and their associations to perform this function.

According to reports filed with the Office of the State Auditor, local governments spent a total of \$8,066,489 on lobbying activities in 2013. This represents an increase of \$259,354, or 3.3 percent, over the amount spent on lobbying services in 2012.

***Expenditures on local government lobbying increased 3.3 percent between 2012 and 2013.***

Eighty-four local governments (three more than in 2012) reported that they directly employed staff or hired contract lobbyists in 2013. These local governments spent a total of \$3,853,075 on staff and contract lobbyists.<sup>4</sup> This was \$75,344, or 1.9 percent, less than in 2012. Staff and contract lobbyists are paid to provide information to policymakers to influence legislative, administrative, or official actions regarding units of local government in Minnesota.

In addition to the \$3.9 million paid directly to staff and contract lobbyists, local governments paid dues of \$10,967,446 in 2013 to local government associations that also represented their interests before legislative, administrative, or other governmental bodies.<sup>5</sup> These associations spent \$4,213,414 on lobbyists and lobbying in 2013. This represents an increase of 8.6 percent over 2012. Of the \$4.2 million spent on lobbyists and lobbying by these associations, \$3,837,539 was funded exclusively through dues. This represents an increase of 9.4 percent over the \$3,509,101 in association dues that were spent on lobbying activities in 2012.

---

<sup>4</sup>These expenditures do not include dues and membership fees paid to local government associations.

<sup>5</sup>The local government associations identified in this report do not include various professional associations that lobby on behalf of specific professional occupations within local governments. For example, Education Minnesota is registered with the Campaign Finance and Public Disclosure Board. However, because the association does not directly represent school districts or school district management personnel, its lobbying expenditures are not included in this report.

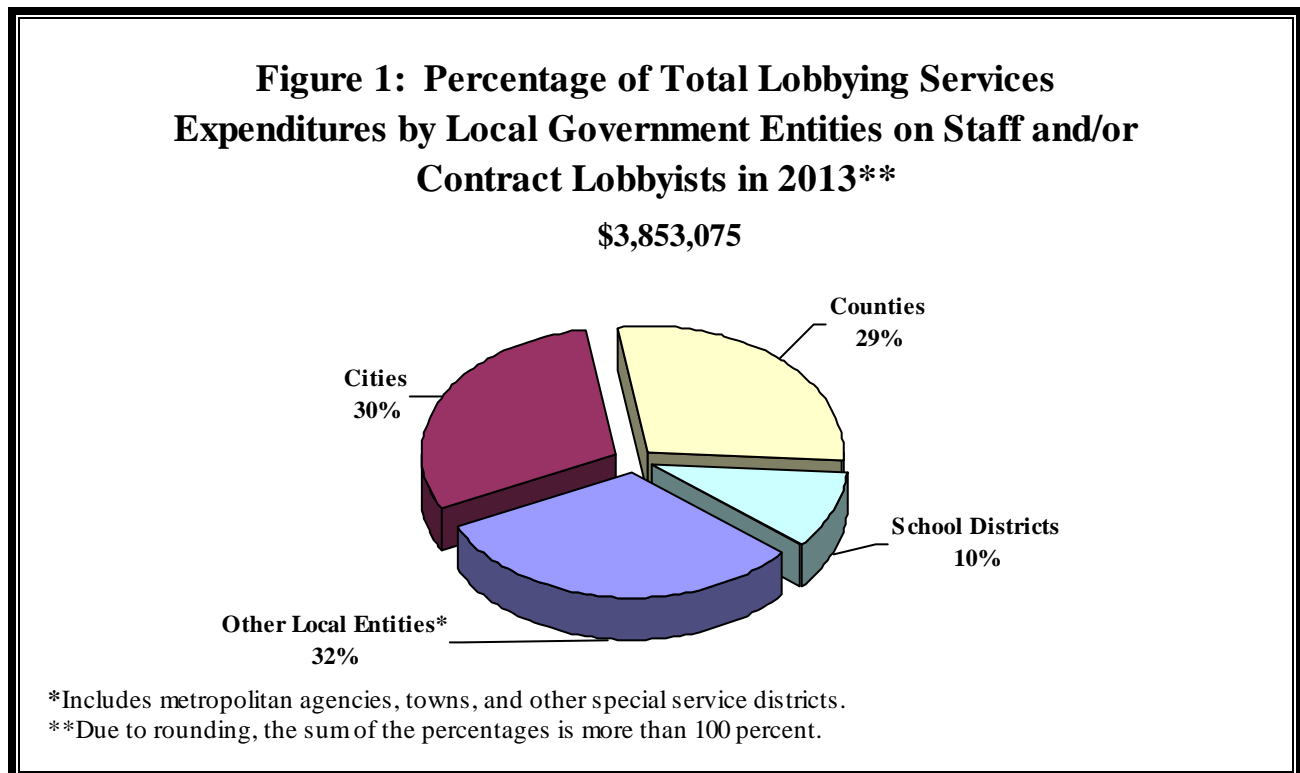
---

# Lobbying Services Expenditures by Local Governments

---

## Staff and Contract Lobbyists

Eighty-four local governments, including cities, counties, school districts, and special districts, directly employed staff and/or contracted with professional lobbyists to represent their interests before the Legislature. Table 4 on pages 15 - 22 shows the payments made to these employees and hired professional staff as well as other costs attributable to lobbying efforts. Figure 1 below shows the 2013 percentage of total expenditures on staff and contract lobbyists by type of entity.



Of the 84 reporting entities that employed lobbying staff or hired contract lobbyists in 2013:

- Twenty-eight cities and city component units reported a combined total of \$1,141,279 in lobbying services expenditures. This compares to 28 cities and \$1,138,042 in 2012.
- Sixteen counties and county component units reported a combined total of \$1,106,180 in lobbying services expenditures. This compares to 15 counties and \$1,032,386 in 2012.
- Ten education entities reported a combined total of \$382,160 in lobbying services expenditures. This compares to 9 entities and \$364,849 in 2012.
- Thirty metropolitan agencies, towns, and other special districts reported a combined total of \$1,223,456 in lobbying services expenditures. This compares to 29 entities and \$1,393,142 in 2012.

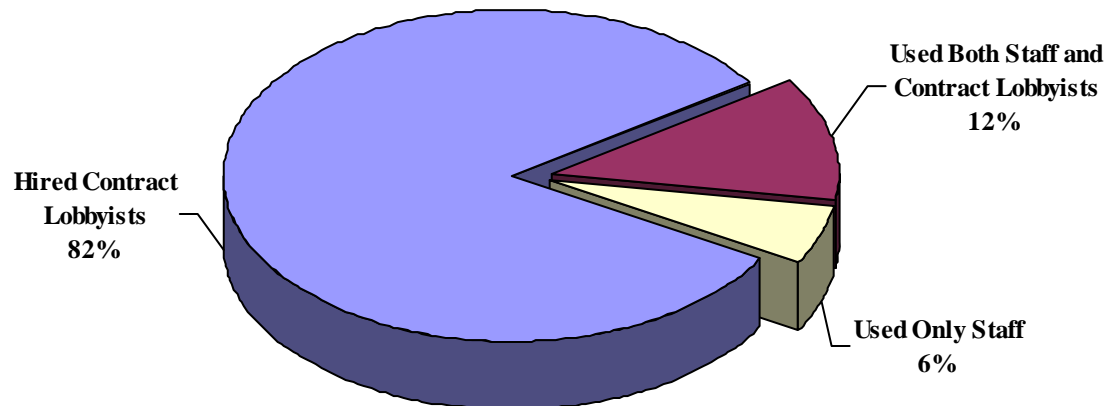
## Reliance on Contract Lobbyists

Local governments more frequently use contract lobbyists than utilize their own staff to provide lobbying services. Contract lobbyists accounted for \$2,477,936, or 64.3 percent, of the total amount spent by those governments using contract or staff lobbyists. Local governments spent \$1,258,778 on staff lobbyists to represent their interests before the Legislature and other governmental bodies. In addition, local governments reported an additional \$116,361 in overhead costs related to lobbying services in 2013.

During 2013:

- 5 local governments relied entirely on their staff to represent them at the Legislature, compared to 4 in 2012;
- 69 local governments relied entirely on contract lobbyists to represent their interests, compared to 67 in 2012; and
- 10 local governments hired contract lobbyists and used their own staff for lobbying, the same as in 2012.

**Figure 2: Type of Lobbyist Used by Local Governments**



## Highest Expenditures on Staff and Contract Lobbyists

Twelve of the 84 local governments that directly employed lobbying staff and/or hired contract lobbyists reported over \$100,000 in lobbying services expenditures, for a total of \$1,896,839. These 12 local governments accounted for 49.2 percent of the total amount paid to contract and staff lobbyists in 2013 (see Table 1 on the following page).

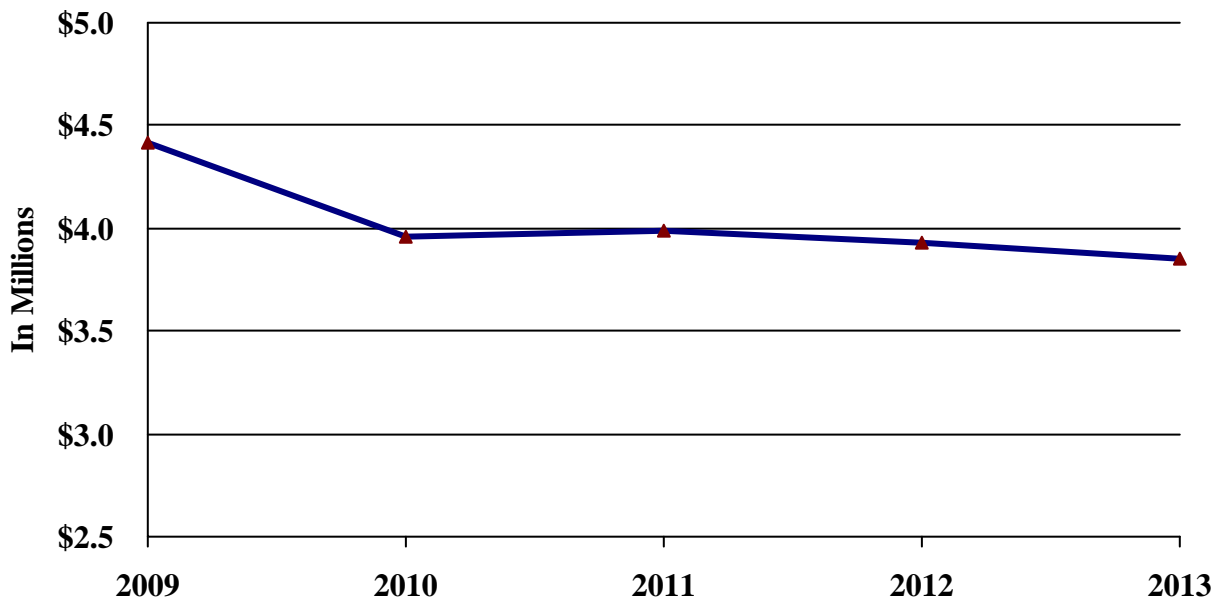
**Table 1: Local Governments Spending More Than  
\$100,000 on Lobbying Services in 2013**

City of Minneapolis	\$306,953	Minneapolis Park & Recreation Board	\$138,000
Hennepin County	\$244,543	Saint Louis County	\$112,195
Western Minnesota Municipal Power Agency	\$206,390	Anoka County	\$111,544
City of Saint Paul	\$157,936	Minnesota Sports Facilities Authority	\$108,276
Ramsey County	\$151,143	Dakota County	\$107,286
Metropolitan Airports Commission	\$148,853	Counties Transit Improvement Board	\$103,720

### **Trends in Expenditures for Staff and Contract Lobbyists**

The number of entities that reported expenditures on contract and staff lobbyists increased from 81 in 2012 to 84 in 2013. There were 10 entities that reported lobbying expenditures in 2012 that reported no lobbying expenditures in the 2013 reporting period. There were 13 entities reporting lobbying expenditures in 2013 that reported no lobbying expenditures in the 2012 reporting period. Figure 3 below shows the long-term trend of expenditures on staff and contract lobbyists for the years 2009 to 2013.

**Figure 3: Total Expenditures on Staff and Contract  
Lobbyists - 2009 to 2013**



---

## Lobbying Services Expenditures by Associations

---

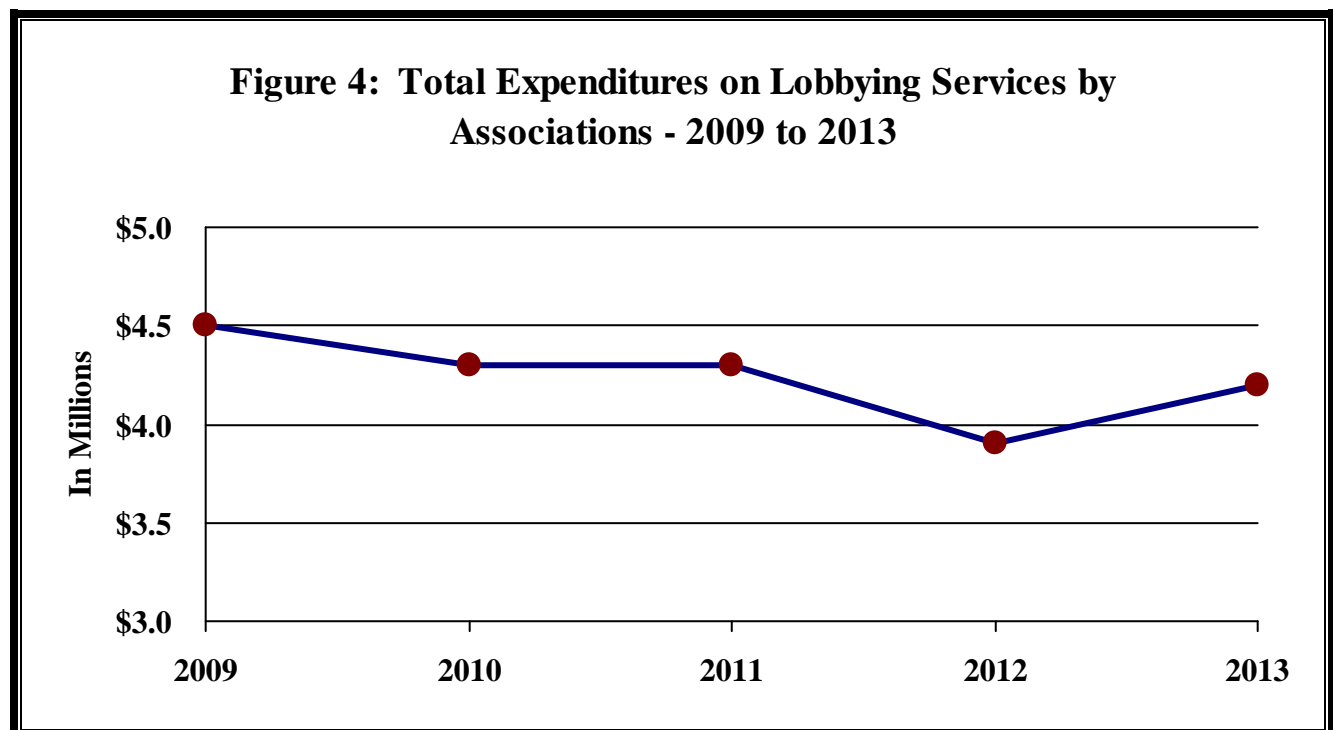
While 84 local governments opted to hire lobbyists or use staff to lobby on their behalf, it is much more common for them to rely on various local government associations to represent their interests at the Legislature. These local government associations receive the majority of their funding from membership dues and other public funds. Some associations representing local governments not only lobby on behalf of their members, but also act as service associations. Groups such as the League of Minnesota Cities and the Association of Minnesota Counties provide a wide range of services to their members. For these associations, lobbying services account for a smaller share of their overall expenditures as compared to associations whose primary purpose is lobbying.

Other types of associations are formed for the explicit purpose of lobbying the Legislature on a specific issue or range of issues for which the members share a common interest. Most of these associations hire a lobbyist or a lobbying firm to influence legislative, administrative, or other official actions at the state, regional, or metropolitan level of government. The dues paid by members of these associations generally represent a percentage of the total amount paid to a contract lobbyist.

### Trends in Lobbying Services Expenditures Made by Associations

Twenty-six associations representing local governments reported expenditures on lobbying services totaling \$4,213,414 for 2013. Of this amount, \$3,837,539, or 91.1 percent, was funded through the dues of the association members. Total expenditures for lobbying/lobbyists by associations in 2013 increased \$334,698, or 8.6 percent, over the level expended in 2012.

Figure 4 below shows total expenditures on lobbying services by associations from 2009 to 2013.



## Association Lobbying by Type of Entity

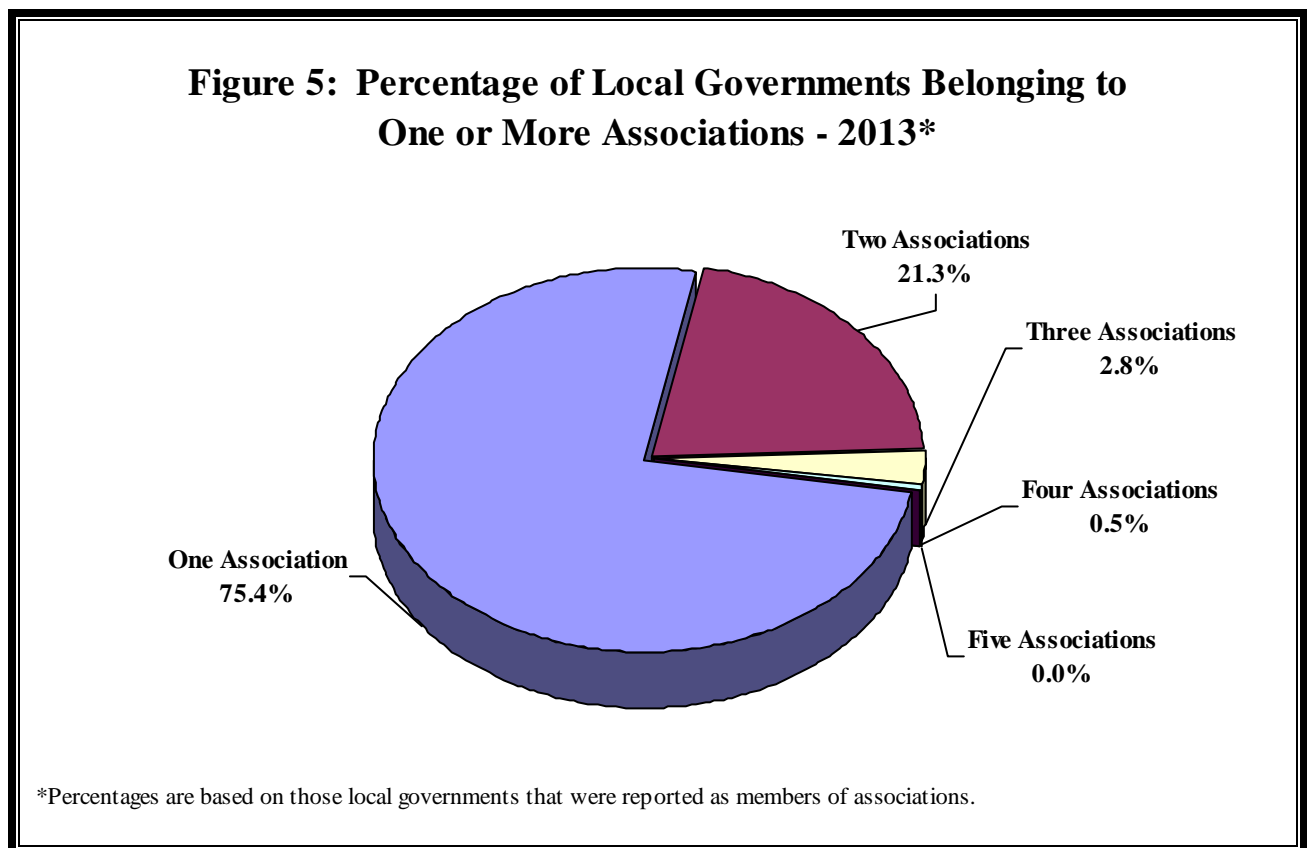
The associations reporting lobbying expenditures included:

- ten associations that represented the interests of cities;
- four associations that represented the interests of counties;
- five associations that represented the interests of school districts;
- one association that represented the interests of townships;
- three associations that represented the interests of special districts; and
- three associations that represented more than one type of local government.

## Multiple Association Memberships

While it is common for local governments to belong to at least one association, some local units belong to several. Of the 3,206 local units of government that belonged to at least one association, there were 108 local units of government that paid dues to three or more associations.

Figure 5 below shows the percentage of local governments that belong to one or more associations.



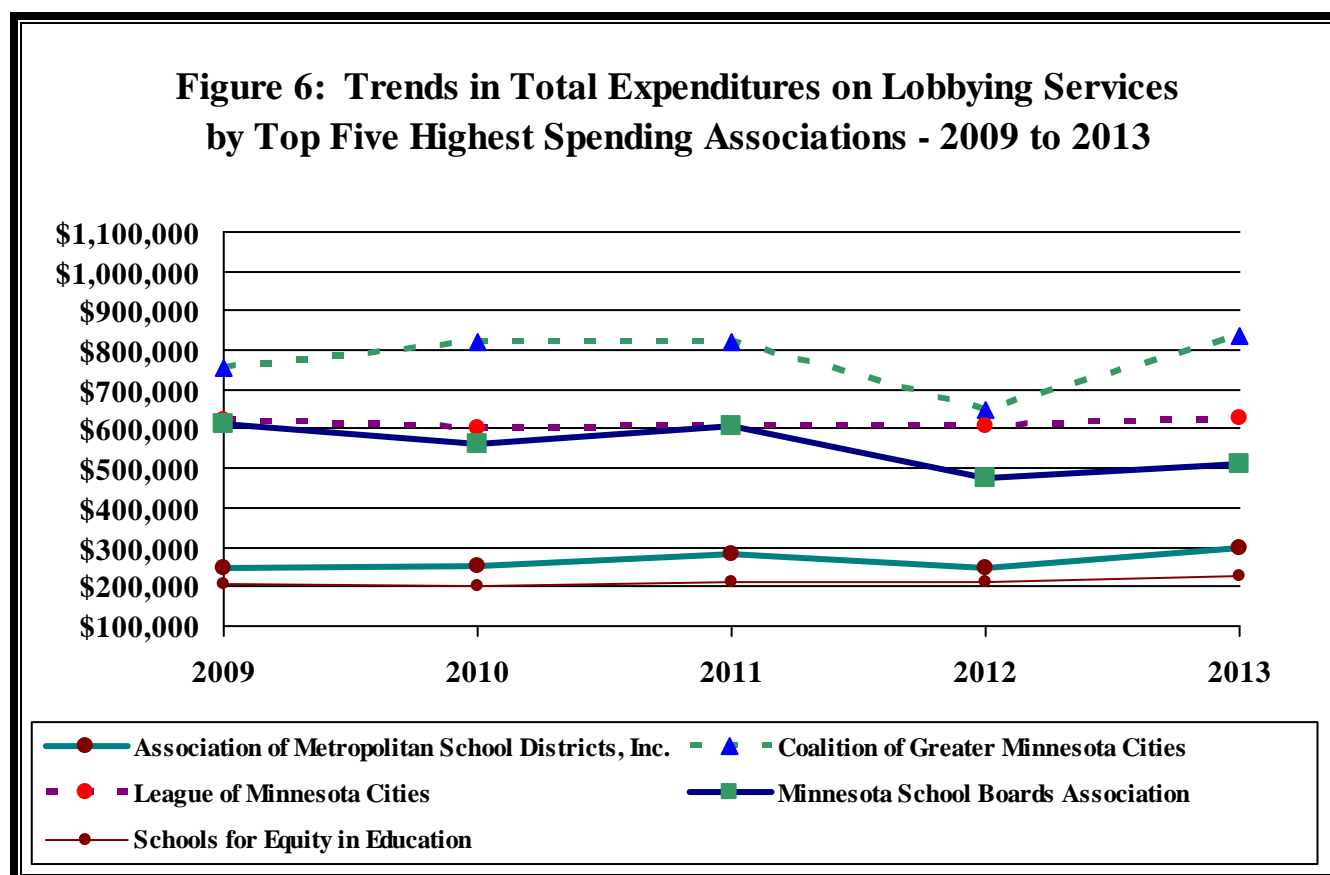


## Associations With the Highest Expenditures on Lobbying Services

Among the 26 local government associations that lobbied the Legislature on behalf of their local government members, 11 associations reported expenditures on lobbying/lobbyists in excess of \$100,000 in 2013 (see Table 2 below).

Coalition of Greater Minnesota Cities	\$835,674	Minnesota Inter-County Association	\$199,575
League of Minnesota Cities	\$628,945	Association of Minnesota Counties	\$184,983
Minnesota School Boards Association	\$511,404	North Metro Mayors Association	\$131,708
Association of Metropolitan School Districts, Inc.	\$299,866	Municipal Legislative Commission	\$131,521
Schools for Equity in Education	\$229,364	Minnesota Rural Education Association	\$108,338
Association of Metropolitan Municipalities	\$209,405		

Figure 6 below shows the five-year trend in lobbying expenditures by the five associations with the highest lobbying expenditures in 2013.



## Compensation Paid to Firms or Staff for Lobbying Services

In 2013, Minnesota local governments or associations of local governments paid ten firms or employee lobbyists \$100,000 or more to provide lobbying services.<sup>6</sup> The ten firms or employees receiving \$100,000 or more in payments from local governments or associations of local governments are listed below in Table 3.

<b>Table 3: Lobbying Firms or Staff Receiving More Than \$100,000</b>			
Flaherty & Hood, P.A.	\$894,740	Capitol Hill Associates	\$128,265
Messerli & Kramer	\$442,187	Frederickson & Byron P.A.	\$128,000
Lockridge, Grindal, & Nauen, PLLP	\$269,176	Rice, Michels, & Walther LLP	\$116,397
Joel Carlson	\$144,196	Eugene Ranieri	\$100,693
Fryberger, Buchanan, Smith, & Frederick	\$129,602	J.D. Burton	\$100,043

---

<sup>6</sup>The amounts listed are those exclusively attributed to lobbying services. Some of these firms also received money for services they provided to the association or local government that they determined were not attributable to lobbying. Only the part of an employee's salary and benefits attributed to lobbying was included in this analysis.

## **Data Tables**

### **2013 Local Government Lobbying Expenditures**

This page left blank intentionally

**Table 4**  
**2013 Local Government Lobbying Expenditures**  
**Employee and Contract Lobbyists**

<b>Name of Entity</b> <b>Contract or Employee Lobbyists</b>	<b>Amount of</b> <b>Contract &amp;</b> <b>Expenses</b>	<b>Salary &amp;</b> <b>Benefits</b> <b>Related to</b> <b>Lobbying**</b>	<b>Employee</b> <b>Expenses</b> <b>Related to</b> <b>Lobbying</b>	<b>All</b> <b>Other</b> <b>Costs*</b>	<b>Total**</b> <b>Lobbying</b> <b>Expenditures</b>
<b>Anoka County</b>					
Administrative/Overhead Costs	---	---	---	1,096	1,096
Best & Flanagan, LLP	46,340	---	---	---	46,340
Kathy Tingelstad	---	63,570	538	---	64,108
<b>Total</b>	<b>\$46,340</b>	<b>\$63,570</b>	<b>\$538</b>	<b>\$1,096</b>	<b>\$111,544</b>
<b>Arrowhead Emergency Medical Services Association</b>					
Doyle Consulting	1,173	---	---	---	1,173
<b>Total</b>	<b>\$1,173</b>	<b>\$---</b>	<b>\$---</b>	<b>\$---</b>	<b>\$1,173</b>
<b>Buffalo-Red River Watershed District</b>					
Joel Carlson	10,200	---	---	---	10,200
<b>Total</b>	<b>\$10,200</b>	<b>\$---</b>	<b>\$---</b>	<b>\$---</b>	<b>\$10,200</b>
<b>City of Bloomington</b>					
Messerli & Kramer	20,000	---	---	---	20,000
<b>Total</b>	<b>\$20,000</b>	<b>\$---</b>	<b>\$---</b>	<b>\$---</b>	<b>\$20,000</b>
<b>City of Burnsville</b>					
Joel Carlson	7,000	---	---	---	7,000
<b>Total</b>	<b>\$7,000</b>	<b>\$---</b>	<b>\$---</b>	<b>\$---</b>	<b>\$7,000</b>
<b>City of Columbus</b>					
Larkin Hoffman Daly & Lindgren, Ltd.	1,712	---	---	---	1,712
<b>Total</b>	<b>\$1,712</b>	<b>\$---</b>	<b>\$---</b>	<b>\$---</b>	<b>\$1,712</b>
<b>City of Detroit Lakes</b>					
Flaherty & Hood, P.A.	13,283	---	---	---	13,283
<b>Total</b>	<b>\$13,283</b>	<b>\$---</b>	<b>\$---</b>	<b>\$---</b>	<b>\$13,283</b>
<b>City of Duluth</b>					
Fryberger, Buchanan, Smith, & Frederick	46,504	---	---	---	46,504
<b>Total</b>	<b>\$46,504</b>	<b>\$---</b>	<b>\$---</b>	<b>\$---</b>	<b>\$46,504</b>
<b>City of Eagan</b>					
Larkin Hoffman Daly & Lindgren, Ltd.	28,003	---	---	---	28,003
<b>Total</b>	<b>\$28,003</b>	<b>\$---</b>	<b>\$---</b>	<b>\$---</b>	<b>\$28,003</b>
<b>City of Fergus Falls</b>					
Joel Carlson	32,000	---	---	---	32,000
<b>Total</b>	<b>\$32,000</b>	<b>\$---</b>	<b>\$---</b>	<b>\$---</b>	<b>\$32,000</b>
<b>City of Frazee</b>					
Flaherty & Hood, P.A.	3,000	---	---	---	3,000
<b>Total</b>	<b>\$3,000</b>	<b>\$---</b>	<b>\$---</b>	<b>\$---</b>	<b>\$3,000</b>
<b>City of International Falls</b>					
Lockridge, Grindal, & Nauen, PLLP	24,000	---	---	---	24,000
<b>Total</b>	<b>\$24,000</b>	<b>\$---</b>	<b>\$---</b>	<b>\$---</b>	<b>\$24,000</b>
<b>City of Inver Grove Heights</b>					
Joel Carlson	7,000	---	---	---	7,000
<b>Total</b>	<b>\$7,000</b>	<b>\$---</b>	<b>\$---</b>	<b>\$---</b>	<b>\$7,000</b>

\*Includes costs related to the furtherance of the lobbying effort such as overhead, administration, research, analysis, and communication.

\*\*Totals may not equal the summed individual entries due to rounding.

**Table 4**  
**2013 Local Government Lobbying Expenditures**  
**Employee and Contract Lobbyists**

<b>Name of Entity</b> <b>Contract or Employee Lobbyists</b>	<b>Amount of</b> <b>Contract &amp;</b> <b>Expenses</b>	<b>Salary &amp;</b> <b>Benefits</b> <b>Related to</b> <b>Lobbying**</b>	<b>Employee</b> <b>Expenses</b> <b>Related to</b> <b>Lobbying</b>	<b>All</b> <b>Other</b> <b>Costs*</b>	<b>Total**</b> <b>Lobbying</b> <b>Expenditures</b>
<b>City of Lake Elmo</b>					
Messerli & Kramer	5,000	---	---	---	5,000
<b>Total</b>	<b>\$5,000</b>	<b>\$---</b>	<b>\$---</b>	<b>\$---</b>	<b>\$5,000</b>
<b>City of Mankato</b>					
Flaherty & Hood, P.A.	16,339	---	---	---	16,339
<b>Total</b>	<b>\$16,339</b>	<b>\$---</b>	<b>\$---</b>	<b>\$---</b>	<b>\$16,339</b>
<b>City of Minneapolis</b>					
Administrative/Overhead Costs	---	---	---	29,364	29,364
Franzen & Associates	25,000	---	---	---	25,000
Fredrikson & Byron P.A.	42,000	---	---	---	42,000
Trista Matascastillo	---	19,251	122	---	19,373
Eugene Ranieri	---	100,311	382	---	100,693
Melissa Reed	---	60,561	1,054	---	61,615
Pierre Willette	---	28,439	469	---	28,908
<b>Total</b>	<b>\$67,000</b>	<b>\$208,562</b>	<b>\$2,027</b>	<b>\$29,364</b>	<b>\$306,953</b>
<b>City of Moorhead</b>					
Flaherty & Hood, P.A.	25,000	---	---	---	25,000
Fredrikson & Byron P.A.	20,000	---	---	---	20,000
<b>Total</b>	<b>\$45,000</b>	<b>\$---</b>	<b>\$---</b>	<b>\$---</b>	<b>\$45,000</b>
<b>City of Red Wing</b>					
Flaherty & Hood, P.A.	20,179	---	---	---	20,179
Hill Capitol Strategies, Inc.	15,000	---	---	---	15,000
<b>Total</b>	<b>\$35,179</b>	<b>\$---</b>	<b>\$---</b>	<b>\$---</b>	<b>\$35,179</b>
<b>City of Rochester</b>					
Administrative/Overhead Costs	---	---	---	10,000	10,000
Flaherty & Hood, P.A.	49,449	---	---	---	49,449
Ronald A. Jerich & Associates	33,000	---	---	---	33,000
<b>Total</b>	<b>\$82,449</b>	<b>\$---</b>	<b>\$---</b>	<b>\$10,000</b>	<b>\$92,449</b>
<b>City of Saint Augusta</b>					
Flaherty & Hood, P.A.	2,083	---	---	---	2,083
<b>Total</b>	<b>\$2,083</b>	<b>\$---</b>	<b>\$---</b>	<b>\$---</b>	<b>\$2,083</b>
<b>City of Saint Joseph</b>					
Administrative/Overhead Costs	---	---	---	815	815
Flaherty & Hood, P.A.	2,083	---	---	---	2,083
St. Cloud Area Planning Organization	741	---	---	---	741
<b>Total</b>	<b>\$2,824</b>	<b>\$---</b>	<b>\$---</b>	<b>\$815</b>	<b>\$3,639</b>
<b>City of Saint Louis Park</b>					
Franzen & Associates	15,000	---	---	---	15,000
Lockridge, Grindal, & Nauen, PLLP	33,000	---	---	---	33,000
<b>Total</b>	<b>\$48,000</b>	<b>\$---</b>	<b>\$---</b>	<b>\$---</b>	<b>\$48,000</b>

\*Includes costs related to the furtherance of the lobbying effort such as overhead, administration, research, analysis, and communication.

\*\*Totals may not equal the summed individual entries due to rounding.

**Table 4**  
**2013 Local Government Lobbying Expenditures**  
**Employee and Contract Lobbyists**

<b>Name of Entity</b> <b>Contract or Employee Lobbyists</b>	<b>Amount of</b> <b>Contract &amp;</b> <b>Expenses</b>	<b>Salary &amp;</b> <b>Benefits</b> <b>Related to</b> <b>Lobbying**</b>	<b>Employee</b> <b>Expenses</b> <b>Related to</b> <b>Lobbying</b>	<b>All</b> <b>Other</b> <b>Costs*</b>	<b>Total**</b> <b>Lobbying</b> <b>Expenditures</b>
<b>City of Saint Michael</b>					
Lockridge, Grindal, & Nauen, PLLP	22,500	---	---	---	22,500
<b>Total</b>	<b>\$22,500</b>	<b>\$---</b>	<b>\$---</b>	<b>\$---</b>	<b>\$22,500</b>
<b>City of Saint Paul</b>					
Administrative/Overhead Costs	---	---	---	175	175
J.D Burton	---	100,043	---	---	100,043
Adam Chelseth	---	4,122	---	---	4,122
Sarah Erickson	---	53,597	---	---	53,597
<b>Total</b>	<b>\$---</b>	<b>\$157,761</b>	<b>\$---</b>	<b>\$175</b>	<b>\$157,936</b>
<b>City of Sartell</b>					
Flaherty & Hood, P.A.	1,500	---	---	---	1,500
<b>Total</b>	<b>\$1,500</b>	<b>\$---</b>	<b>\$---</b>	<b>\$---</b>	<b>\$1,500</b>
<b>City of Sauk Rapids</b>					
Flaherty & Hood, P.A.	2,083	---	---	---	2,083
St. Cloud Area Planning Organization	1,719	---	---	---	1,719
<b>Total</b>	<b>\$3,802</b>	<b>\$---</b>	<b>\$---</b>	<b>\$---</b>	<b>\$3,802</b>
<b>City of Shoreview</b>					
Larkin Hoffman Daly & Lindgren, Ltd.	29,143	---	---	---	29,143
National Strategies	5,000	---	---	---	5,000
<b>Total</b>	<b>\$34,143</b>	<b>\$---</b>	<b>\$---</b>	<b>\$---</b>	<b>\$34,143</b>
<b>City of Waite Park</b>					
Flaherty & Hood, P.A.	2,083	---	---	---	2,083
<b>Total</b>	<b>\$2,083</b>	<b>\$---</b>	<b>\$---</b>	<b>\$---</b>	<b>\$2,083</b>
<b>Counties Transit Improvement Board</b>					
Lockridge, Grindal, & Nauen, PLLP	41,400	---	---	---	41,400
Messerli & Kramer	62,320	---	---	---	62,320
<b>Total</b>	<b>\$103,720</b>	<b>\$---</b>	<b>\$---</b>	<b>\$---</b>	<b>\$103,720</b>
<b>Dakota County</b>					
Administrative/Overhead Costs	---	---	---	674	674
Catherine Durham	---	29,792	20	---	29,812
Messerli & Kramer	76,800	---	---	---	76,800
<b>Total</b>	<b>\$76,800</b>	<b>\$29,792</b>	<b>\$20</b>	<b>\$674</b>	<b>\$107,286</b>
<b>Dakota County Regional Railroad Authority</b>					
Messerli & Kramer	19,200	---	---	---	19,200
<b>Total</b>	<b>\$19,200</b>	<b>\$---</b>	<b>\$---</b>	<b>\$---</b>	<b>\$19,200</b>
<b>Duluth Seaway Port Authority</b>					
Administrative/Overhead Costs	---	---	---	1,160	1,160
Flaherty & Hood, P.A.	3,011	---	---	---	3,011
<b>Total</b>	<b>\$3,011</b>	<b>\$---</b>	<b>\$---</b>	<b>\$1,160</b>	<b>\$4,171</b>

\*Includes costs related to the furtherance of the lobbying effort such as overhead, administration, research, analysis, and communication.

\*\*Totals may not equal the summed individual entries due to rounding.

**Table 4**  
**2013 Local Government Lobbying Expenditures**  
**Employee and Contract Lobbyists**

<b>Name of Entity</b> <b>Contract or Employee Lobbyists</b>	<b>Amount of</b> <b>Contract &amp;</b> <b>Expenses</b>	<b>Salary &amp;</b> <b>Benefits</b> <b>Related to</b> <b>Lobbying**</b>	<b>Employee</b> <b>Expenses</b> <b>Related to</b> <b>Lobbying</b>	<b>All</b> <b>Other</b> <b>Costs*</b>	<b>Total**</b> <b>Lobbying</b> <b>Expenditures</b>
<b>Goodhue County</b>					
Lockridge, Grindal, & Nauen, PLLP	20,000	---	---	---	20,000
<b>Total</b>	<b>\$20,000</b>	<b>\$---</b>	<b>\$---</b>	<b>\$---</b>	<b>\$20,000</b>
<b>Haven Township</b>					
David Turch and Associates	404	---	---	---	404
<b>Total</b>	<b>\$404</b>	<b>\$---</b>	<b>\$---</b>	<b>\$---</b>	<b>\$404</b>
<b>Hennepin County</b>					
Administrative/Overhead Costs	---	---	---	21,758	21,758
Mary E. Davidson	---	69,103	1,504	---	70,607
David W. Godfrey	---	27,300	693	---	27,993
Kathryn J. Lamp	---	55,800	1,385	---	57,185
Margaret A. Larsen	15,000	---	---	---	15,000
Rice, Michels, & Walther, LLP	40,000	---	---	---	40,000
William H. Schreiber	12,000	---	---	---	12,000
<b>Total</b>	<b>\$67,000</b>	<b>\$152,203</b>	<b>\$3,582</b>	<b>\$21,758</b>	<b>\$244,543</b>
<b>I.S.D. # 11 - Anoka-Hennepin</b>					
Amundson Strategies, LLC	36,000	---	---	---	36,000
<b>Total</b>	<b>\$36,000</b>	<b>\$---</b>	<b>\$---</b>	<b>\$---</b>	<b>\$36,000</b>
<b>I.S.D. # 1S - Minneapolis</b>					
James Grathwol	---	74,873	500	---	75,373
<b>Total</b>	<b>\$---</b>	<b>\$74,873</b>	<b>\$500</b>	<b>\$---</b>	<b>\$75,373</b>
<b>I.S.D. # 239 - Rushford-Peterson</b>					
Margaret A. Larsen	5,000	---	---	---	5,000
<b>Total</b>	<b>\$5,000</b>	<b>\$---</b>	<b>\$---</b>	<b>\$---</b>	<b>\$5,000</b>
<b>I.S.D. # 279 - Osseo</b>					
Ewald Consulting	21,500	---	---	---	21,500
<b>Total</b>	<b>\$21,500</b>	<b>\$---</b>	<b>\$---</b>	<b>\$---</b>	<b>\$21,500</b>
<b>I.S.D. # 535 - Rochester</b>					
Capitol Gains	30,000	---	---	---	30,000
<b>Total</b>	<b>\$30,000</b>	<b>\$---</b>	<b>\$---</b>	<b>\$---</b>	<b>\$30,000</b>
<b>I.S.D. # 6078 - Northwest Suburban Integration School District</b>					
Amundson Strategies, LLC	17,765	---	---	---	17,765
<b>Total</b>	<b>\$17,765</b>	<b>\$---</b>	<b>\$---</b>	<b>\$---</b>	<b>\$17,765</b>
<b>I.S.D. # 625 - St. Paul</b>					
Linda Sandvig	18,587	---	---	---	18,587
Mary Gilbert	68,000	---	---	---	68,000
<b>Total</b>	<b>\$86,587</b>	<b>\$---</b>	<b>\$---</b>	<b>\$---</b>	<b>\$86,587</b>
<b>I.S.D. # 709 - Duluth</b>					
Ron Soberg	69,435	---	---	---	69,435
<b>Total</b>	<b>\$69,435</b>	<b>\$---</b>	<b>\$---</b>	<b>\$---</b>	<b>\$69,435</b>

\*Includes costs related to the furtherance of the lobbying effort such as overhead, administration, research, analysis, and communication.

\*\*Totals may not equal the summed individual entries due to rounding.



**Table 4**  
**2013 Local Government Lobbying Expenditures**  
**Employee and Contract Lobbyists**

<b>Name of Entity</b> <b>Contract or Employee Lobbyists</b>	<b>Amount of</b> <b>Contract &amp;</b> <b>Expenses</b>	<b>Salary &amp;</b> <b>Benefits</b> <b>Related to</b> <b>Lobbying**</b>	<b>Employee</b> <b>Expenses</b> <b>Related to</b> <b>Lobbying</b>	<b>All</b> <b>Other</b> <b>Costs*</b>	<b>Total**</b> <b>Lobbying</b> <b>Expenditures</b>
<b>I.S.D. # 728 - Elk River</b>					
Joel Carlson	30,000	---	---	---	30,000
<b>Total</b>	<b>\$30,000</b>	<b>\$---</b>	<b>\$---</b>	<b>\$---</b>	<b>\$30,000</b>
<b>Intermediate School District 917</b>					
Ewald Consulting	10,500	---	---	---	10,500
<b>Total</b>	<b>\$10,500</b>	<b>\$---</b>	<b>\$---</b>	<b>\$---</b>	<b>\$10,500</b>
<b>Koochiching County</b>					
Federal Advocates	12,000	---	---	---	12,000
<b>Total</b>	<b>\$12,000</b>	<b>\$---</b>	<b>\$---</b>	<b>\$---</b>	<b>\$12,000</b>
<b>Lakes Country Service Cooperative</b>					
Capitol Hill Associates	9,917	---	---	---	9,917
Lindquist & Vennum	8,872	---	---	---	8,872
Roger Moe	7,090	---	---	---	7,090
<b>Total</b>	<b>\$25,879</b>	<b>\$---</b>	<b>\$---</b>	<b>\$---</b>	<b>\$25,879</b>
<b>Lower Minnesota River Watershed District</b>					
Administrative/Overhead Costs	---	---	---	11,616	11,616
Ronald D. Harnack	4,114	---	---	---	4,114
Terry Schwalbe	---	13,843	---	---	13,843
<b>Total</b>	<b>\$4,114</b>	<b>\$13,843</b>	<b>\$---</b>	<b>\$11,616</b>	<b>\$29,573</b>
<b>Lyon County</b>					
Joel Carlson	30,000	---	---	---	30,000
<b>Total</b>	<b>\$30,000</b>	<b>\$---</b>	<b>\$---</b>	<b>\$---</b>	<b>\$30,000</b>
<b>Metropolitan Airports Commission</b>					
Administrative/Overhead Costs	---	---	---	12,428	12,428
Faegre & Benson, LLP	39,000	---	---	---	39,000
Mitchell Kilian	---	48,860	565	---	49,425
McGrann, Shea, Anderson, Carnival, Straughn & Lamb	48,000	---	---	---	48,000
<b>Total</b>	<b>\$87,000</b>	<b>\$48,860</b>	<b>\$565</b>	<b>\$12,428</b>	<b>\$148,853</b>
<b>Metropolitan Council</b>					
Judd Schetnan	---	90,847	---	---	90,847
<b>Total</b>	<b>\$---</b>	<b>\$90,847</b>	<b>\$---</b>	<b>\$---</b>	<b>\$90,847</b>
<b>Metropolitan Educational Cooperative Service Unit</b>					
Capitol Hill Associates	3,750	---	---	---	3,750
<b>Total</b>	<b>\$3,750</b>	<b>\$---</b>	<b>\$---</b>	<b>\$---</b>	<b>\$3,750</b>
<b>Metropolitan Emergency Services Board</b>					
Best & Flanagan, LLP	24,000	---	---	---	24,000
<b>Total</b>	<b>\$24,000</b>	<b>\$---</b>	<b>\$---</b>	<b>\$---</b>	<b>\$24,000</b>
<b>Metropolitan Mosquito Control District</b>					
Capitol Gains	20,000	---	---	---	20,000
<b>Total</b>	<b>\$20,000</b>	<b>\$---</b>	<b>\$---</b>	<b>\$---</b>	<b>\$20,000</b>

\*Includes costs related to the furtherance of the lobbying effort such as overhead, administration, research, analysis, and communication.

\*\*Totals may not equal the summed individual entries due to rounding.

**Table 4**  
**2013 Local Government Lobbying Expenditures**  
**Employee and Contract Lobbyists**

<b>Name of Entity</b>	<b>Amount of</b>	<b>Salary &amp;</b>	<b>Employee</b>	<b>All</b>	<b>Total**</b>
<b>Contract or Employee Lobbyists</b>	<b>Contract &amp;</b>	<b>Benefits</b>	<b>Expenses</b>	<b>Other</b>	<b>Lobbying</b>
	<b>Expenses</b>	<b>Related to</b>	<b>Related to</b>	<b>Costs*</b>	<b>Expenditures</b>
		<b>Lobbying**</b>	<b>Lobbying</b>		
<b>Minneapolis Park &amp; Recreation Board</b>					
Mary Ann Campo	43,000	---	---	---	43,000
Rice, Michels, & Walther, LLP	72,000	---	---	---	72,000
Tom Workman	23,000	---	---	---	23,000
<b>Total</b>	<b>\$138,000</b>	<b>\$---</b>	<b>\$---</b>	<b>\$---</b>	<b>\$138,000</b>
<b>Minneapolis-Duluth/Superior Passenger Rail Alliance</b>					
Chris DeLaForest	5,000	---	---	---	5,000
<b>Total</b>	<b>\$5,000</b>	<b>\$---</b>	<b>\$---</b>	<b>\$---</b>	<b>\$5,000</b>
<b>Minnehaha Creek Watershed District</b>					
Joel Carlson	27,996	---	---	---	27,996
<b>Total</b>	<b>\$27,996</b>	<b>\$---</b>	<b>\$---</b>	<b>\$---</b>	<b>\$27,996</b>
<b>Minnesota Counties Intergovernmental Trust</b>					
Fredrikson & Byron P.A.	24,000	---	---	---	24,000
<b>Total</b>	<b>\$24,000</b>	<b>\$---</b>	<b>\$---</b>	<b>\$---</b>	<b>\$24,000</b>
<b>Minnesota Municipal Power Agency</b>					
Lindquist & Vennum	20,811	---	---	---	20,811
<b>Total</b>	<b>\$20,811</b>	<b>\$---</b>	<b>\$---</b>	<b>\$---</b>	<b>\$20,811</b>
<b>Minnesota Sport Facilities Authority</b>					
Lockridge, Grindal, & Nauen, PLLP	108,276	---	---	---	108,276
<b>Total</b>	<b>\$108,276</b>	<b>\$---</b>	<b>\$---</b>	<b>\$---</b>	<b>\$108,276</b>
<b>Northeast Service Cooperative</b>					
Capitol Hill Associates	8,030	---	---	---	8,030
David A. Bieging Law Office, Washington D.C.	12,652	---	---	---	12,652
Lindquist & Vennum	11,044	---	---	---	11,044
National Strategies	7,677	---	---	---	7,677
<b>Total</b>	<b>\$39,403</b>	<b>\$---</b>	<b>\$---</b>	<b>\$---</b>	<b>\$39,403</b>
<b>Northstar Corridor Development Authority</b>					
Messerli & Kramer	20,000	---	---	---	20,000
<b>Total</b>	<b>\$20,000</b>	<b>\$---</b>	<b>\$---</b>	<b>\$---</b>	<b>\$20,000</b>
<b>Northwest Service Cooperative</b>					
Capitol Hill Associates	7,961	---	---	---	7,961
Lindquist & Vennum	9,268	---	---	---	9,268
National Strategies	7,646	---	---	---	7,646
<b>Total</b>	<b>\$24,875</b>	<b>\$---</b>	<b>\$---</b>	<b>\$---</b>	<b>\$24,875</b>
<b>Northwest Suburbs Cable Commission</b>					
Messerli & Kramer	31,000	---	---	---	31,000
<b>Total</b>	<b>\$31,000</b>	<b>\$---</b>	<b>\$---</b>	<b>\$---</b>	<b>\$31,000</b>
<b>Olmsted County</b>					
Amy Caucutt	---	56,372	8,188	---	64,560
Lockridge, Grindal, & Nauen, PLLP	20,000	---	---	---	20,000
<b>Total</b>	<b>\$20,000</b>	<b>\$56,372</b>	<b>\$8,188</b>	<b>\$---</b>	<b>\$84,560</b>

\*Includes costs related to the furtherance of the lobbying effort such as overhead, administration, research, analysis, and communication.

\*\*Totals may not equal the summed individual entries due to rounding.

**Table 4**  
**2013 Local Government Lobbying Expenditures**  
**Employee and Contract Lobbyists**

<b>Name of Entity</b> <b>Contract or Employee Lobbyists</b>	<b>Amount of</b> <b>Contract &amp;</b> <b>Expenses</b>	<b>Salary &amp;</b> <b>Benefits</b> <b>Related to</b> <b>Lobbying**</b>	<b>Employee</b> <b>Expenses</b> <b>Related to</b> <b>Lobbying</b>	<b>All</b> <b>Other</b> <b>Costs*</b>	<b>Total**</b> <b>Lobbying</b> <b>Expenditures</b>
<b>Ramsey County</b>					
Claudia Brewington	---	67,194	3,703	---	70,897
Nicholas Riley	---	77,270	2,976	---	80,246
<b>Total</b>	<b>\$---</b>	<b>\$144,464</b>	<b>\$6,679</b>	<b>\$---</b>	<b>\$151,143</b>
<b>Ramsey County Railroad Authority</b>					
McGrann, Shea, Anderson, Carnival, Straughn & Lamb	48,000	---	---	---	48,000
<b>Total</b>	<b>\$48,000</b>	<b>\$---</b>	<b>\$---</b>	<b>\$---</b>	<b>\$48,000</b>
<b>Renville County</b>					
Vanasek & Associates, Inc.	7,500	---	---	---	7,500
<b>Total</b>	<b>\$7,500</b>	<b>\$---</b>	<b>\$---</b>	<b>\$---</b>	<b>\$7,500</b>
<b>Resource Training and Solution</b>					
Capitol Hill Associates	9,343	---	---	---	9,343
Lindquist & Vennum	10,695	---	---	---	10,695
National Strategies	8,269	---	---	---	8,269
<b>Total</b>	<b>\$28,307</b>	<b>\$---</b>	<b>\$---</b>	<b>\$---</b>	<b>\$28,307</b>
<b>Saint Cloud Metropolitan Transit Commission</b>					
Rice, Michels, & Walther, LLP	4,397	---	---	---	4,397
<b>Total</b>	<b>\$4,397</b>	<b>\$---</b>	<b>\$---</b>	<b>\$---</b>	<b>\$4,397</b>
<b>Saint Louis and Lake Counties Regional Rail Authority</b>					
Costin Group	60,000	---	---	---	60,000
<b>Total</b>	<b>\$60,000</b>	<b>\$---</b>	<b>\$---</b>	<b>\$---</b>	<b>\$60,000</b>
<b>Saint Louis County</b>					
Chris DeLaForest	20,000	---	---	---	20,000
Henry Erdman	24,000	---	---	---	24,000
John Ongaro	---	68,195	---	---	68,195
<b>Total</b>	<b>\$44,000</b>	<b>\$68,195</b>	<b>\$---</b>	<b>\$---</b>	<b>\$112,195</b>
<b>Saint Paul Port Authority</b>					
Fryberger, Buchanan, Smith, & Frederick	40,000	---	---	---	40,000
<b>Total</b>	<b>\$40,000</b>	<b>\$---</b>	<b>\$---</b>	<b>\$---</b>	<b>\$40,000</b>
<b>Scott County</b>					
Claire Robling	---	26,681	792	---	27,473
<b>Total</b>	<b>\$---</b>	<b>\$26,681</b>	<b>\$792</b>	<b>\$---</b>	<b>\$27,473</b>
<b>Shell Rock River Watershed District</b>					
Administrative/Overhead Costs	---	---	---	26,075	26,075
Brett Behnke	---	11,489	1,200	---	12,689
Andy Henschel	---	8,956	1,500	---	10,456
Judy Erickson	31,432	---	---	---	31,432
Connie Kaupa	---	2,930	---	---	2,930
<b>Total</b>	<b>\$31,432</b>	<b>\$23,375</b>	<b>\$2,700</b>	<b>\$26,075</b>	<b>\$83,582</b>

\*Includes costs related to the furtherance of the lobbying effort such as overhead, administration, research, analysis, and communication.

\*\*Totals may not equal the summed individual entries due to rounding.

**Table 4**  
**2013 Local Government Lobbying Expenditures**  
**Employee and Contract Lobbyists**

<b>Name of Entity</b>	<b>Amount of</b>	<b>Salary &amp;</b>	<b>Employee</b>	<b>All</b>	<b>Total**</b>
<b>Contract or Employee Lobbyists</b>	<b>Contract &amp;</b>	<b>Benefits</b>	<b>Expenses</b>	<b>Other</b>	<b>Lobbying</b>
	<b>Expenses</b>	<b>Related to</b>	<b>Related to</b>	<b>Costs*</b>	<b>Expenditures</b>
		<b>Lobbying**</b>	<b>Lobbying</b>		
<b>Sherburne County</b>					
Capitol Connections	20,836	---	---	---	20,836
<b>Total</b>	<b>\$20,836</b>	<b>\$---</b>	<b>\$---</b>	<b>\$---</b>	<b>\$20,836</b>
<b>South Central Service Cooperative</b>					
Capitol Hill Associates	9,090	---	---	---	9,090
Lindquist & Vennum	9,684	---	---	---	9,684
<b>Total</b>	<b>\$18,774</b>	<b>\$---</b>	<b>\$---</b>	<b>\$---</b>	<b>\$18,774</b>
<b>Southeast Service Cooperative</b>					
Capitol Hill Associates	7,737	---	---	---	7,737
Lindquist & Vennum	9,036	---	---	---	9,036
National Strategies	7,233	---	---	---	7,233
<b>Total</b>	<b>\$24,006</b>	<b>\$---</b>	<b>\$---</b>	<b>\$---</b>	<b>\$24,006</b>
<b>Southeastern Minnesota Multi-County Housing and Redevelopment Authority</b>					
Fryberger, Buchanan, Smith, & Frederick	2,965	---	---	---	2,965
<b>Total</b>	<b>\$2,965</b>	<b>\$---</b>	<b>\$---</b>	<b>\$---</b>	<b>\$2,965</b>
<b>Southwest - West Central Service Cooperative</b>					
Capitol Hill Associates	9,257	---	---	---	9,257
Lindquist & Vennum	10,606	---	---	---	10,606
National Strategies	8,230	---	---	---	8,230
<b>Total</b>	<b>\$28,093</b>	<b>\$---</b>	<b>\$---</b>	<b>\$---</b>	<b>\$28,093</b>
<b>Three Rivers Park District</b>					
Chestnut & Cambrone	50,000	---	---	---	50,000
<b>Total</b>	<b>\$50,000</b>	<b>\$---</b>	<b>\$---</b>	<b>\$---</b>	<b>\$50,000</b>
<b>Washington County</b>					
Administrative/Overhead Costs	---	---	---	1,200	1,200
John Kaul	48,700	---	---	---	48,700
<b>Total</b>	<b>\$48,700</b>	<b>\$---</b>	<b>\$---</b>	<b>\$1,200</b>	<b>\$49,900</b>
<b>Western Lake Superior Sanitary District</b>					
Fryberger, Buchanan, Smith, & Frederick	17,183	---	---	---	17,183
<b>Total</b>	<b>\$17,183</b>	<b>\$---</b>	<b>\$---</b>	<b>\$---</b>	<b>\$17,183</b>
<b>Western Minnesota Municipal Power Agency</b>					
Deborah Birgen	---	69,242	4,548	---	73,790
Flaherty & Hood, P.A.	90,600	---	---	---	90,600
Fredrikson & Byron P.A.	42,000	---	---	---	42,000
<b>Total</b>	<b>\$132,600</b>	<b>\$69,242</b>	<b>\$4,548</b>	<b>\$---</b>	<b>\$206,390</b>
<b>Total for All Entities</b>	<b>\$2,477,936</b>	<b>\$1,228,639</b>	<b>\$30,139</b>	<b>\$116,361</b>	<b>\$3,853,075</b>

\*Includes costs related to the furtherance of the lobbying effort such as overhead, administration, research, analysis, and communication.

\*\*Totals may not equal the summed individual entries due to rounding.

**Table 5**  
**2013 Lobbying Expenditures Paid With Association Dues**  
**Listed by Entity**

<b>Name of Entity (County)</b> <b>Association Name</b>	<b>Total Local Government Dues</b>	<b>Proportion of Dues Used for Lobbying</b>	<b>Total Dues Used for Lobbying</b>
<b>Aastad Township (Otter Tail)</b>			
Minnesota Association of Townships	338	8.0%	27
<b>Total for Entity</b>	<b>\$338</b>		<b>\$27</b>
<b>Acoma Township (McLeod)</b>			
Minnesota Association of Townships	771	8.0%	62
<b>Total for Entity</b>	<b>\$771</b>		<b>\$62</b>
<b>Acton Township (Meeker)</b>			
Minnesota Association of Townships	460	8.0%	37
<b>Total for Entity</b>	<b>\$460</b>		<b>\$37</b>
<b>Adams Township (Mower)</b>			
Minnesota Association of Townships	485	8.0%	39
<b>Total for Entity</b>	<b>\$485</b>		<b>\$39</b>
<b>Adrian Township (Watonwan)</b>			
Minnesota Association of Townships	316	8.0%	25
<b>Total for Entity</b>	<b>\$316</b>		<b>\$25</b>
<b>Aetna Township (Pipestone)</b>			
Minnesota Association of Townships	333	8.0%	27
<b>Total for Entity</b>	<b>\$333</b>		<b>\$27</b>
<b>Agassiz Township (Lac qui Parle)</b>			
Minnesota Association of Townships	303	8.0%	24
<b>Total for Entity</b>	<b>\$303</b>		<b>\$24</b>
<b>Agder Township (Marshall)</b>			
Minnesota Association of Townships	306	8.0%	24
<b>Total for Entity</b>	<b>\$306</b>		<b>\$24</b>
<b>Agram Township (Morrison)</b>			
Minnesota Association of Townships	523	8.0%	42
<b>Total for Entity</b>	<b>\$523</b>		<b>\$42</b>

**Table 5**  
**2013 Lobbying Expenditures Paid With Association Dues**  
**Listed by Entity**

<b>Name of Entity (County) Association Name</b>	<b>Total Local Government Dues</b>	<b>Proportion of Dues Used for Lobbying</b>	<b>Total Dues Used for Lobbying</b>
<b>Aitkin County</b>			
Arrowhead Counties Association	2,750	80.0%	2,200
Association of Minnesota Counties	9,272	15.6%	1,446
Minnesota Rural Counties Caucus	2,100	35.6%	748
<b>Total for Entity</b>	<b>\$14,122</b>		<b>\$4,394</b>
<b>Aitkin County Soil and Water Conservation District</b>			
Minnesota Association of Soil & Water Conservation Districts	1,433	26.0%	373
<b>Total for Entity</b>	<b>\$1,433</b>		<b>\$373</b>
<b>Aitkin Township (Aitkin)</b>			
Minnesota Association of Townships	614	8.0%	49
<b>Total for Entity</b>	<b>\$614</b>		<b>\$49</b>
<b>Akeley Township (Hubbard)</b>			
Minnesota Association of Townships	515	8.0%	41
<b>Total for Entity</b>	<b>\$515</b>		<b>\$41</b>
<b>Akron Township (Big Stone)</b>			
Minnesota Association of Townships	323	8.0%	26
<b>Total for Entity</b>	<b>\$323</b>		<b>\$26</b>
<b>Akron Township (Wilkin)</b>			
Minnesota Association of Townships	312	8.0%	25
<b>Total for Entity</b>	<b>\$312</b>		<b>\$25</b>
<b>Alango Township (Saint Louis)</b>			
Minnesota Association of Townships	422	8.0%	34
<b>Total for Entity</b>	<b>\$422</b>		<b>\$34</b>
<b>Alaska Township (Beltrami)</b>			
Minnesota Association of Townships	340	8.0%	27
<b>Total for Entity</b>	<b>\$340</b>		<b>\$27</b>
<b>Alba Township (Jackson)</b>			
Minnesota Association of Townships	323	8.0%	26
<b>Total for Entity</b>	<b>\$323</b>		<b>\$26</b>

**Table 5**  
**2013 Lobbying Expenditures Paid With Association Dues**  
**Listed by Entity**

<b>Name of Entity (County)</b> <b>Association Name</b>	<b>Total Local Government Dues</b>	<b>Proportion of Dues Used for Lobbying</b>	<b>Total Dues Used for Lobbying</b>
<b>Albany Township (Stearns)</b>			
Minnesota Association of Townships	656	8.0%	52
<b>Total for Entity</b>	<b>\$656</b>		<b>\$52</b>
<b>Albert Lea Township (Freeborn)</b>			
League of Minnesota Cities	717	10.5%	75
Minnesota Association of Townships	545	8.0%	44
<b>Total for Entity</b>	<b>\$1,262</b>		<b>\$119</b>
<b>Alberta Township (Benton)</b>			
Minnesota Association of Townships	602	8.0%	48
<b>Total for Entity</b>	<b>\$602</b>		<b>\$48</b>
<b>Albin Township (Brown)</b>			
Minnesota Association of Townships	452	8.0%	36
<b>Total for Entity</b>	<b>\$452</b>		<b>\$36</b>
<b>Albion Township (Wright)</b>			
Minnesota Association of Townships	820	8.0%	66
<b>Total for Entity</b>	<b>\$820</b>		<b>\$66</b>
<b>Alborn Township (Saint Louis)</b>			
Minnesota Association of Townships	488	8.0%	39
<b>Total for Entity</b>	<b>\$488</b>		<b>\$39</b>
<b>Alden Township (Freeborn)</b>			
Minnesota Association of Townships	437	8.0%	35
<b>Total for Entity</b>	<b>\$437</b>		<b>\$35</b>
<b>Alden Township (Saint Louis)</b>			
Minnesota Association of Townships	338	8.0%	27
<b>Total for Entity</b>	<b>\$338</b>		<b>\$27</b>
<b>Aldrich Township (Wadena)</b>			
Minnesota Association of Townships	477	8.0%	38
<b>Total for Entity</b>	<b>\$477</b>		<b>\$38</b>

**Table 5**  
**2013 Lobbying Expenditures Paid With Association Dues**  
**Listed by Entity**

<b>Name of Entity (County)</b> <b>Association Name</b>	<b>Total Local Government Dues</b>	<b>Proportion of Dues Used for Lobbying</b>	<b>Total Dues Used for Lobbying</b>
<b>Alexandria Lake Area Sanitary District</b>			
League of Minnesota Cities	1,611	10.5%	169
Minnesota Environmental Science & Economic Review Board	7,690	39.2%	3,014
<b>Total for Entity</b>	<b>\$9,301</b>		<b>\$3,183</b>
<b>Alexandria Township (Douglas)</b>			
Minnesota Association of Townships	1,270	8.0%	102
<b>Total for Entity</b>	<b>\$1,270</b>		<b>\$102</b>
<b>Alfsborg Township (Sibley)</b>			
Minnesota Association of Townships	442	8.0%	35
<b>Total for Entity</b>	<b>\$442</b>		<b>\$35</b>
<b>Alliance Township (Clay)</b>			
Minnesota Association of Townships	345	8.0%	28
<b>Total for Entity</b>	<b>\$345</b>		<b>\$28</b>
<b>Alma Township (Marshall)</b>			
Minnesota Association of Townships	298	8.0%	24
<b>Total for Entity</b>	<b>\$298</b>		<b>\$24</b>
<b>Almond Township (Big Stone)</b>			
Minnesota Association of Townships	305	8.0%	24
<b>Total for Entity</b>	<b>\$305</b>		<b>\$24</b>
<b>Alta Vista Township (Lincoln)</b>			
Minnesota Association of Townships	325	8.0%	26
<b>Total for Entity</b>	<b>\$325</b>		<b>\$26</b>
<b>Alton Township (Waseca)</b>			
Minnesota Association of Townships	479	8.0%	38
<b>Total for Entity</b>	<b>\$479</b>		<b>\$38</b>
<b>Altona Township (Pipestone)</b>			
Minnesota Association of Townships	317	8.0%	25
<b>Total for Entity</b>	<b>\$317</b>		<b>\$25</b>
<b>Alvwood Township (Itasca)</b>			
Minnesota Association of Townships	282	8.0%	23
<b>Total for Entity</b>	<b>\$282</b>		<b>\$23</b>



**Table 5**  
**2013 Lobbying Expenditures Paid With Association Dues**  
**Listed by Entity**

<b>Name of Entity (County)</b> <b>Association Name</b>	<b>Total Local Government Dues</b>	<b>Proportion of Dues Used for Lobbying</b>	<b>Total Dues Used for Lobbying</b>
<b>Amador Township (Chisago)</b>			
Minnesota Association of Townships	627	8.0%	50
<b>Total for Entity</b>	<b>\$627</b>		<b>\$50</b>
<b>Amboy Township (Cottonwood)</b>			
Minnesota Association of Townships	322	8.0%	26
<b>Total for Entity</b>	<b>\$322</b>		<b>\$26</b>
<b>Amherst Township (Fillmore)</b>			
Minnesota Association of Townships	460	8.0%	37
<b>Total for Entity</b>	<b>\$460</b>		<b>\$37</b>
<b>Amiret Township (Lyon)</b>			
Minnesota Association of Townships	349	8.0%	28
<b>Total for Entity</b>	<b>\$349</b>		<b>\$28</b>
<b>Amo Township (Cottonwood)</b>			
Minnesota Association of Townships	311	8.0%	25
<b>Total for Entity</b>	<b>\$311</b>		<b>\$25</b>
<b>Amor Township (Otter Tail)</b>			
Minnesota Association of Townships	497	8.0%	40
<b>Total for Entity</b>	<b>\$497</b>		<b>\$40</b>
<b>Andover Township (Polk)</b>			
Minnesota Association of Townships	306	8.0%	24
<b>Total for Entity</b>	<b>\$306</b>		<b>\$24</b>
<b>Andrea Township (Wilkin)</b>			
Minnesota Association of Townships	292	8.0%	23
<b>Total for Entity</b>	<b>\$292</b>		<b>\$23</b>
<b>Angora Township (Saint Louis)</b>			
Minnesota Association of Townships	349	8.0%	28
<b>Total for Entity</b>	<b>\$349</b>		<b>\$28</b>
<b>Angus Township (Polk)</b>			
Minnesota Association of Townships	294	8.0%	24
<b>Total for Entity</b>	<b>\$294</b>		<b>\$24</b>

**Table 5**  
**2013 Lobbying Expenditures Paid With Association Dues**  
**Listed by Entity**

<b>Name of Entity (County)</b> <b>Association Name</b>	<b>Total Local Government Dues</b>	<b>Proportion of Dues Used for Lobbying</b>	<b>Total Dues Used for Lobbying</b>
<b>Ann Lake Township (Kanabec)</b>			
Minnesota Association of Townships	483	8.0%	39
<b>Total for Entity</b>	<b>\$483</b>		<b>\$39</b>
<b>Ann Township (Cottonwood)</b>			
Minnesota Association of Townships	326	8.0%	26
<b>Total for Entity</b>	<b>\$326</b>		<b>\$26</b>
<b>Anoka County</b>			
Association of Minnesota Counties	44,160	15.6%	6,889
North Metro Crossing Coalition	5,400	100.0%	5,400
North Metro Mayors Association	5,000	65.0%	3,250
<b>Total for Entity</b>	<b>\$54,560</b>		<b>\$15,539</b>
<b>Anoka Housing and Redevelopment Authority</b>			
League of Minnesota Cities	3,161	10.5%	332
<b>Total for Entity</b>	<b>\$3,161</b>		<b>\$332</b>
<b>Anoka Soil and Water Conservation District</b>			
League of Minnesota Cities	1,611	10.5%	169
Minnesota Association of Soil & Water Conservation Districts	2,866	26.0%	745
<b>Total for Entity</b>	<b>\$4,477</b>		<b>\$914</b>
<b>Ansel Township (Cass)</b>			
Minnesota Association of Townships	300	8.0%	24
<b>Total for Entity</b>	<b>\$300</b>		<b>\$24</b>
<b>Anthony Township (Norman)</b>			
Minnesota Association of Townships	290	8.0%	23
<b>Total for Entity</b>	<b>\$290</b>		<b>\$23</b>
<b>Antrim Township (Watonwan)</b>			
Minnesota Association of Townships	346	8.0%	28
<b>Total for Entity</b>	<b>\$346</b>		<b>\$28</b>
<b>Appleton Township (Swift)</b>			
Minnesota Association of Townships	334	8.0%	27
<b>Total for Entity</b>	<b>\$334</b>		<b>\$27</b>

**Table 5**  
**2013 Lobbying Expenditures Paid With Association Dues**  
**Listed by Entity**

<b>Name of Entity (County)</b> <b>Association Name</b>	<b>Total Local Government Dues</b>	<b>Proportion of Dues Used for Lobbying</b>	<b>Total Dues Used for Lobbying</b>
<b>Arago Township (Hubbard)</b>			
Minnesota Association of Townships	534	8.0%	43
<b>Total for Entity</b>	<b>\$534</b>		<b>\$43</b>
<b>Arbo Township (Itasca)</b>			
Minnesota Association of Townships	617	8.0%	49
<b>Total for Entity</b>	<b>\$617</b>		<b>\$49</b>
<b>Arctander Township (Kandiyohi)</b>			
Minnesota Association of Townships	461	8.0%	37
<b>Total for Entity</b>	<b>\$461</b>		<b>\$37</b>
<b>Ardenhurst Township (Itasca)</b>			
Minnesota Association of Townships	321	8.0%	26
<b>Total for Entity</b>	<b>\$321</b>		<b>\$26</b>
<b>Arena Township (Lac qui Parle)</b>			
Minnesota Association of Townships	308	8.0%	25
<b>Total for Entity</b>	<b>\$308</b>		<b>\$25</b>
<b>Arendahl Township (Fillmore)</b>			
Minnesota Association of Townships	448	8.0%	36
<b>Total for Entity</b>	<b>\$448</b>		<b>\$36</b>
<b>Arlington Township (Sibley)</b>			
Minnesota Association of Townships	512	8.0%	41
<b>Total for Entity</b>	<b>\$512</b>		<b>\$41</b>
<b>Arlone Township (Pine)</b>			
Minnesota Association of Townships	454	8.0%	36
<b>Total for Entity</b>	<b>\$454</b>		<b>\$36</b>
<b>Arna Township (Pine)</b>			
Minnesota Association of Townships	306	8.0%	24
<b>Total for Entity</b>	<b>\$306</b>		<b>\$24</b>
<b>Arrowhead Township (Saint Louis)</b>			
Minnesota Association of Townships	341	8.0%	27
<b>Total for Entity</b>	<b>\$341</b>		<b>\$27</b>

**Table 5**  
**2013 Lobbying Expenditures Paid With Association Dues**  
**Listed by Entity**

<b>Name of Entity (County)</b> <b>Association Name</b>	<b>Total Local Government Dues</b>	<b>Proportion of Dues Used for Lobbying</b>	<b>Total Dues Used for Lobbying</b>
<b>Arthur Township (Kanabec)</b>			
Minnesota Association of Townships	997	8.0%	80
<b>Total for Entity</b>	<b>\$997</b>		<b>\$80</b>
<b>Arthur Township (Traverse)</b>			
Minnesota Association of Townships	295	8.0%	24
<b>Total for Entity</b>	<b>\$295</b>		<b>\$24</b>
<b>Artichoke Township (Big Stone)</b>			
Minnesota Association of Townships	296	8.0%	24
<b>Total for Entity</b>	<b>\$296</b>		<b>\$24</b>
<b>Arveson Township (Kittson)</b>			
Minnesota Association of Townships	301	8.0%	24
<b>Total for Entity</b>	<b>\$301</b>		<b>\$24</b>
<b>Ash Lake Township (Lincoln)</b>			
Minnesota Association of Townships	317	8.0%	25
<b>Total for Entity</b>	<b>\$317</b>		<b>\$25</b>
<b>Ashland Township (Dodge)</b>			
Minnesota Association of Townships	442	8.0%	35
<b>Total for Entity</b>	<b>\$442</b>		<b>\$35</b>
<b>Ashley Township (Stearns)</b>			
Minnesota Association of Townships	425	8.0%	34
<b>Total for Entity</b>	<b>\$425</b>		<b>\$34</b>
<b>Athens Township (Isanti)</b>			
Minnesota Association of Townships	1,109	8.0%	89
<b>Total for Entity</b>	<b>\$1,109</b>		<b>\$89</b>
<b>Atherton Township (Wilkin)</b>			
Minnesota Association of Townships	317	8.0%	25
<b>Total for Entity</b>	<b>\$317</b>		<b>\$25</b>
<b>Atkinson Township (Carlton)</b>			
Minnesota Association of Townships	472	8.0%	38
<b>Total for Entity</b>	<b>\$472</b>		<b>\$38</b>

**Table 5**  
**2013 Lobbying Expenditures Paid With Association Dues**  
**Listed by Entity**

<b>Name of Entity (County)</b> <b>Association Name</b>	<b>Total Local Government Dues</b>	<b>Proportion of Dues Used for Lobbying</b>	<b>Total Dues Used for Lobbying</b>
<b>Atlanta Township (Becker)</b>			
Minnesota Association of Townships	308	8.0%	25
<b>Total for Entity</b>	<b>\$308</b>		<b>\$25</b>
<b>Audubon Township (Becker)</b>			
Minnesota Association of Townships	519	8.0%	42
<b>Total for Entity</b>	<b>\$519</b>		<b>\$42</b>
<b>Augsburg Township (Marshall)</b>			
Minnesota Association of Townships	293	8.0%	23
<b>Total for Entity</b>	<b>\$293</b>		<b>\$23</b>
<b>Augusta Township (Lac qui Parle)</b>			
Minnesota Association of Townships	304	8.0%	24
<b>Total for Entity</b>	<b>\$304</b>		<b>\$24</b>
<b>Ault Township (Saint Louis)</b>			
Minnesota Association of Townships	305	8.0%	24
<b>Total for Entity</b>	<b>\$305</b>		<b>\$24</b>
<b>Aurdal Township (Otter Tail)</b>			
Minnesota Association of Townships	872	8.0%	70
<b>Total for Entity</b>	<b>\$872</b>		<b>\$70</b>
<b>Aurora Township (Steele)</b>			
Minnesota Association of Townships	522	8.0%	42
<b>Total for Entity</b>	<b>\$522</b>		<b>\$42</b>
<b>Austin Township (Mower)</b>			
Minnesota Association of Townships	660	8.0%	53
<b>Total for Entity</b>	<b>\$660</b>		<b>\$53</b>
<b>Automba Township (Carlton)</b>			
Minnesota Association of Townships	314	8.0%	25
<b>Total for Entity</b>	<b>\$314</b>		<b>\$25</b>
<b>Avon Township (Stearns)</b>			
Minnesota Association of Townships	1,143	8.0%	91
<b>Total for Entity</b>	<b>\$1,143</b>		<b>\$91</b>

**Table 5**  
**2013 Lobbying Expenditures Paid With Association Dues**  
**Listed by Entity**

<b>Name of Entity (County)</b> <b>Association Name</b>	<b>Total Local Government Dues</b>	<b>Proportion of Dues Used for Lobbying</b>	<b>Total Dues Used for Lobbying</b>
<b>Badger Township (Polk)</b>			
Minnesota Association of Townships	307	8.0%	25
<b>Total for Entity</b>	<b>\$307</b>		<b>\$25</b>
<b>Badoura Township (Hubbard)</b>			
Minnesota Association of Townships	312	8.0%	25
<b>Total for Entity</b>	<b>\$312</b>		<b>\$25</b>
<b>Baker Township (Stevens)</b>			
Minnesota Association of Townships	305	8.0%	24
<b>Total for Entity</b>	<b>\$305</b>		<b>\$24</b>
<b>Baldwin Township (Sherburne)</b>			
Minnesota Association of Townships	2,569	8.0%	206
<b>Total for Entity</b>	<b>\$2,569</b>		<b>\$206</b>
<b>Balkan Township (Saint Louis)</b>			
Minnesota Association of Townships	606	8.0%	48
<b>Total for Entity</b>	<b>\$606</b>		<b>\$48</b>
<b>Ball Bluff Township (Aitkin)</b>			
Minnesota Association of Townships	428	8.0%	34
<b>Total for Entity</b>	<b>\$428</b>		<b>\$34</b>
<b>Balsam Township (Aitkin)</b>			
Minnesota Association of Townships	283	8.0%	23
<b>Total for Entity</b>	<b>\$283</b>		<b>\$23</b>
<b>Balsam Township (Itasca)</b>			
Minnesota Association of Townships	516	8.0%	41
<b>Total for Entity</b>	<b>\$516</b>		<b>\$41</b>
<b>Bancroft Township (Freeborn)</b>			
Minnesota Association of Townships	650	8.0%	52
<b>Total for Entity</b>	<b>\$650</b>		<b>\$52</b>
<b>Bandon Township (Renville)</b>			
Minnesota Association of Townships	324	8.0%	26
<b>Total for Entity</b>	<b>\$324</b>		<b>\$26</b>

**Table 5**  
**2013 Lobbying Expenditures Paid With Association Dues**  
**Listed by Entity**

<b>Name of Entity (County)</b> <b>Association Name</b>	<b>Total Local Government Dues</b>	<b>Proportion of Dues Used for Lobbying</b>	<b>Total Dues Used for Lobbying</b>
<b>Bangor Township (Pope)</b>			
Minnesota Association of Townships	329	8.0%	26
<b>Total for Entity</b>	<b>\$329</b>		<b>\$26</b>
<b>Banning Junction Area Water and Sanitary Sewer District</b>			
League of Minnesota Cities	1,611	10.5%	169
<b>Total for Entity</b>	<b>\$1,611</b>		<b>\$169</b>
<b>Barber Township (Faribault)</b>			
Minnesota Association of Townships	348	8.0%	28
<b>Total for Entity</b>	<b>\$348</b>		<b>\$28</b>
<b>Barclay Township (Cass)</b>			
Minnesota Association of Townships	516	8.0%	41
<b>Total for Entity</b>	<b>\$516</b>		<b>\$41</b>
<b>Barnesville Township (Clay)</b>			
Minnesota Association of Townships	318	8.0%	25
<b>Total for Entity</b>	<b>\$318</b>		<b>\$25</b>
<b>Barnett Township (Roseau)</b>			
Minnesota Association of Townships	314	8.0%	25
<b>Total for Entity</b>	<b>\$314</b>		<b>\$25</b>
<b>Barnum Township (Carlton)</b>			
Minnesota Association of Townships	752	8.0%	60
<b>Total for Entity</b>	<b>\$752</b>		<b>\$60</b>
<b>Barry Township (Pine)</b>			
Minnesota Association of Townships	525	8.0%	42
<b>Total for Entity</b>	<b>\$525</b>		<b>\$42</b>
<b>Barsness Township (Pope)</b>			
Minnesota Association of Townships	317	8.0%	25
<b>Total for Entity</b>	<b>\$317</b>		<b>\$25</b>
<b>Bartlett Township (Todd)</b>			
Minnesota Association of Townships	482	8.0%	39
<b>Total for Entity</b>	<b>\$482</b>		<b>\$39</b>

**Table 5**  
**2013 Lobbying Expenditures Paid With Association Dues**  
**Listed by Entity**

<b>Name of Entity (County)</b> <b>Association Name</b>	<b>Total Local Government Dues</b>	<b>Proportion of Dues Used for Lobbying</b>	<b>Total Dues Used for Lobbying</b>
<b>Barto Township (Roseau)</b>			
Minnesota Association of Townships	314	8.0%	25
<b>Total for Entity</b>	<b>\$314</b>		<b>\$25</b>
<b>Bashaw Township (Brown)</b>			
Minnesota Association of Townships	348	8.0%	28
<b>Total for Entity</b>	<b>\$348</b>		<b>\$28</b>
<b>Bassett Township (Saint Louis)</b>			
Minnesota Association of Townships	283	8.0%	23
<b>Total for Entity</b>	<b>\$283</b>		<b>\$23</b>
<b>Bath Township (Freeborn)</b>			
Minnesota Association of Townships	480	8.0%	38
<b>Total for Entity</b>	<b>\$480</b>		<b>\$38</b>
<b>Battle Plain Township (Rock)</b>			
Minnesota Association of Townships	333	8.0%	27
<b>Total for Entity</b>	<b>\$333</b>		<b>\$27</b>
<b>Baxter Township (Lac qui Parle)</b>			
Minnesota Association of Townships	334	8.0%	27
<b>Total for Entity</b>	<b>\$334</b>		<b>\$27</b>
<b>Bay Lake Township (Crow Wing)</b>			
Minnesota Association of Townships	637	8.0%	51
<b>Total for Entity</b>	<b>\$637</b>		<b>\$51</b>
<b>Baytown Township (Washington)</b>			
Minnesota Association of Townships	937	8.0%	75
<b>Total for Entity</b>	<b>\$937</b>		<b>\$75</b>
<b>Bear Creek Township (Clearwater)</b>			
Minnesota Association of Townships	306	8.0%	24
<b>Total for Entity</b>	<b>\$306</b>		<b>\$24</b>
<b>Bear Park Township (Norman)</b>			
Minnesota Association of Townships	332	8.0%	27
<b>Total for Entity</b>	<b>\$332</b>		<b>\$27</b>



**Table 5**  
**2013 Lobbying Expenditures Paid With Association Dues**  
**Listed by Entity**

<b>Name of Entity (County)</b> <b>Association Name</b>	<b>Total Local Government Dues</b>	<b>Proportion of Dues Used for Lobbying</b>	<b>Total Dues Used for Lobbying</b>
<b>Bearville Township (Itasca)</b>			
Minnesota Association of Townships	336	8.0%	27
<b>Total for Entity</b>	<b>\$336</b>		<b>\$27</b>
<b>Beatty Township (Saint Louis)</b>			
Minnesota Association of Townships	458	8.0%	37
<b>Total for Entity</b>	<b>\$458</b>		<b>\$37</b>
<b>Beauford Township (Blue Earth)</b>			
Minnesota Association of Townships	470	8.0%	38
<b>Total for Entity</b>	<b>\$470</b>		<b>\$38</b>
<b>Beaulieu Township (Mahnomen)</b>			
Minnesota Association of Townships	305	8.0%	24
<b>Total for Entity</b>	<b>\$305</b>		<b>\$24</b>
<b>Beaver Bay Township (Lake)</b>			
Minnesota Association of Townships	492	8.0%	39
<b>Total for Entity</b>	<b>\$492</b>		<b>\$39</b>
<b>Beaver Creek Township (Rock)</b>			
Minnesota Association of Townships	463	8.0%	37
<b>Total for Entity</b>	<b>\$463</b>		<b>\$37</b>
<b>Beaver Falls Township (Renville)</b>			
Minnesota Association of Townships	330	8.0%	26
<b>Total for Entity</b>	<b>\$330</b>		<b>\$26</b>
<b>Beaver Township (Aitkin)</b>			
Minnesota Association of Townships	287	8.0%	23
<b>Total for Entity</b>	<b>\$287</b>		<b>\$23</b>
<b>Beaver Township (Fillmore)</b>			
Minnesota Association of Townships	347	8.0%	28
<b>Total for Entity</b>	<b>\$347</b>		<b>\$28</b>
<b>Beaver Township (Roseau)</b>			
Minnesota Association of Townships	304	8.0%	24
<b>Total for Entity</b>	<b>\$304</b>		<b>\$24</b>

**Table 5**  
**2013 Lobbying Expenditures Paid With Association Dues**  
**Listed by Entity**

<b>Name of Entity (County) Association Name</b>	<b>Total Local Government Dues</b>	<b>Proportion of Dues Used for Lobbying</b>	<b>Total Dues Used for Lobbying</b>
<b>Becker County</b>			
Association of Minnesota Counties	13,081	15.6%	2,041
Minnesota Rural Counties Caucus	2,100	35.6%	748
<b>Total for Entity</b>	<b>\$15,181</b>		<b>\$2,789</b>
<b>Becker Soil and Water Conservation District</b>			
Minnesota Association of Soil & Water Conservation Districts	2,866	26.0%	745
<b>Total for Entity</b>	<b>\$2,866</b>		<b>\$745</b>
<b>Becker Township (Cass)</b>			
Minnesota Association of Townships	504	8.0%	40
<b>Total for Entity</b>	<b>\$504</b>		<b>\$40</b>
<b>Becker Township (Sherburne)</b>			
Minnesota Association of Townships	1,975	8.0%	158
<b>Total for Entity</b>	<b>\$1,975</b>		<b>\$158</b>
<b>Bejou Township (Mahnomen)</b>			
Minnesota Association of Townships	297	8.0%	24
<b>Total for Entity</b>	<b>\$297</b>		<b>\$24</b>
<b>Belfast Township (Murray)</b>			
Minnesota Association of Townships	331	8.0%	26
<b>Total for Entity</b>	<b>\$331</b>		<b>\$26</b>
<b>Belgium Township (Polk)</b>			
Minnesota Association of Townships	295	8.0%	24
<b>Total for Entity</b>	<b>\$295</b>		<b>\$24</b>
<b>Belgrade Township (Nicollet)</b>			
Highway 14 Partnership	155	100.0%	155
Minnesota Association of Townships	745	8.0%	60
<b>Total for Entity</b>	<b>\$900</b>		<b>\$215</b>
<b>Belle Creek Township (Goodhue)</b>			
Minnesota Association of Townships	501	8.0%	40
<b>Total for Entity</b>	<b>\$501</b>		<b>\$40</b>

**Table 5**  
**2013 Lobbying Expenditures Paid With Association Dues**  
**Listed by Entity**

<b>Name of Entity (County) Association Name</b>	<b>Total Local Government Dues</b>	<b>Proportion of Dues Used for Lobbying</b>	<b>Total Dues Used for Lobbying</b>
<b>Belle Creek Watershed</b>			
Minnesota Association of Watershed Districts	420	28.2%	118
<b>Total for Entity</b>	<b>\$420</b>		<b>\$118</b>
<b>Belle Plaine Township (Scott)</b>			
Minnesota Association of Townships	622	8.0%	50
<b>Total for Entity</b>	<b>\$622</b>		<b>\$50</b>
<b>Belle Prairie Township (Morrison)</b>			
Minnesota Association of Townships	760	8.0%	61
<b>Total for Entity</b>	<b>\$760</b>		<b>\$61</b>
<b>Belle River Township (Douglas)</b>			
Minnesota Association of Townships	449	8.0%	36
<b>Total for Entity</b>	<b>\$449</b>		<b>\$36</b>
<b>Bellevue Township (Morrison)</b>			
Minnesota Association of Townships	759	8.0%	61
<b>Total for Entity</b>	<b>\$759</b>		<b>\$61</b>
<b>Belmont Township (Jackson)</b>			
Minnesota Association of Townships	339	8.0%	27
<b>Total for Entity</b>	<b>\$339</b>		<b>\$27</b>
<b>Beltrami County</b>			
Association of Minnesota Counties	14,790	15.6%	2,307
Minnesota Rural Counties Caucus	2,100	35.6%	748
<b>Total for Entity</b>	<b>\$16,890</b>		<b>\$3,055</b>
<b>Beltrami Soil and Water Conservation District</b>			
Minnesota Association of Soil & Water Conservation Districts	2,866	26.0%	745
<b>Total for Entity</b>	<b>\$2,866</b>		<b>\$745</b>
<b>Belvidere Township (Goodhue)</b>			
Minnesota Association of Townships	489	8.0%	39
<b>Total for Entity</b>	<b>\$489</b>		<b>\$39</b>
<b>Bemidji Township (Beltrami)</b>			
Minnesota Association of Townships	1,422	8.0%	114
<b>Total for Entity</b>	<b>\$1,422</b>		<b>\$114</b>

**Table 5**  
**2013 Lobbying Expenditures Paid With Association Dues**  
**Listed by Entity**

<b>Name of Entity (County)</b> <b>Association Name</b>	<b>Total Local Government Dues</b>	<b>Proportion of Dues Used for Lobbying</b>	<b>Total Dues Used for Lobbying</b>
<b>Ben Wade Township (Pope)</b>			
Minnesota Association of Townships	350	8.0%	28
<b>Total for Entity</b>	<b>\$350</b>		<b>\$28</b>
<b>Bennington Township (Mower)</b>			
Minnesota Association of Townships	324	8.0%	26
<b>Total for Entity</b>	<b>\$324</b>		<b>\$26</b>
<b>Benson Township (Swift)</b>			
Minnesota Association of Townships	444	8.0%	36
<b>Total for Entity</b>	<b>\$444</b>		<b>\$36</b>
<b>Benton County</b>			
Association of Minnesota Counties	13,835	15.6%	2,158
Minnesota Inter-County Association	9,002	50.1%	4,510
<b>Total for Entity</b>	<b>\$22,837</b>		<b>\$6,668</b>
<b>Benton Soil and Water Conservation District</b>			
Minnesota Association of Soil & Water Conservation Districts	2,866	26.0%	745
<b>Total for Entity</b>	<b>\$2,866</b>		<b>\$745</b>
<b>Benton Township (Carver)</b>			
Minnesota Association of Townships	592	8.0%	47
<b>Total for Entity</b>	<b>\$592</b>		<b>\$47</b>
<b>Benville Township (Beltrami)</b>			
Minnesota Association of Townships	298	8.0%	24
<b>Total for Entity</b>	<b>\$298</b>		<b>\$24</b>
<b>Bergen Township (McLeod)</b>			
Minnesota Association of Townships	658	8.0%	53
<b>Total for Entity</b>	<b>\$658</b>		<b>\$53</b>
<b>Berlin Township (Steele)</b>			
Minnesota Association of Townships	508	8.0%	41
<b>Total for Entity</b>	<b>\$508</b>		<b>\$41</b>
<b>Bernadotte Township (Nicollet)</b>			
Minnesota Association of Townships	427	8.0%	34
<b>Total for Entity</b>	<b>\$427</b>		<b>\$34</b>

**Table 5**  
**2013 Lobbying Expenditures Paid With Association Dues**  
**Listed by Entity**

<b>Name of Entity (County)</b> <b>Association Name</b>	<b>Total Local Government Dues</b>	<b>Proportion of Dues Used for Lobbying</b>	<b>Total Dues Used for Lobbying</b>
<b>Bertha Township (Todd)</b>			
Minnesota Association of Townships	472	8.0%	38
<b>Total for Entity</b>	<b>\$472</b>		<b>\$38</b>
<b>Beseman Township (Carlton)</b>			
Minnesota Association of Townships	314	8.0%	25
<b>Total for Entity</b>	<b>\$314</b>		<b>\$25</b>
<b>Beulah Township (Cass)</b>			
Minnesota Association of Townships	290	8.0%	23
<b>Total for Entity</b>	<b>\$290</b>		<b>\$23</b>
<b>Big Bend Township (Chippewa)</b>			
Minnesota Association of Townships	347	8.0%	28
<b>Total for Entity</b>	<b>\$347</b>		<b>\$28</b>
<b>Big Lake Township (Sherburne)</b>			
Minnesota Association of Townships	2,777	8.0%	222
<b>Total for Entity</b>	<b>\$2,777</b>		<b>\$222</b>
<b>Big Stone County</b>			
Association of Minnesota Counties	4,905	15.6%	765
<b>Total for Entity</b>	<b>\$4,905</b>		<b>\$765</b>
<b>Big Stone Soil and Water Conservation District</b>			
Minnesota Association of Soil & Water Conservation Districts	1,966	26.0%	511
<b>Total for Entity</b>	<b>\$1,966</b>		<b>\$511</b>
<b>Big Stone Township (Big Stone)</b>			
Minnesota Association of Townships	428	8.0%	34
<b>Total for Entity</b>	<b>\$428</b>		<b>\$34</b>
<b>Big Woods Township (Marshall)</b>			
Minnesota Association of Townships	286	8.0%	23
<b>Total for Entity</b>	<b>\$286</b>		<b>\$23</b>
<b>Bigelow Township (Nobles)</b>			
Minnesota Association of Townships	458	8.0%	37
<b>Total for Entity</b>	<b>\$458</b>		<b>\$37</b>

**Table 5**  
**2013 Lobbying Expenditures Paid With Association Dues**  
**Listed by Entity**

<b>Name of Entity (County)</b> <b>Association Name</b>	<b>Total Local Government Dues</b>	<b>Proportion of Dues Used for Lobbying</b>	<b>Total Dues Used for Lobbying</b>
<b>Bigfork Township (Itasca)</b>			
Minnesota Association of Townships	444	8.0%	36
<b>Total for Entity</b>	<b>\$444</b>		<b>\$36</b>
<b>Birch Cooley Township (Renville)</b>			
Minnesota Association of Townships	348	8.0%	28
<b>Total for Entity</b>	<b>\$348</b>		<b>\$28</b>
<b>Birch Creek Township (Pine)</b>			
Minnesota Association of Townships	344	8.0%	28
<b>Total for Entity</b>	<b>\$344</b>		<b>\$28</b>
<b>Birch Lake Township (Cass)</b>			
Minnesota Association of Townships	507	8.0%	41
<b>Total for Entity</b>	<b>\$507</b>		<b>\$41</b>
<b>Birch Township (Beltrami)</b>			
Minnesota Association of Townships	311	8.0%	25
<b>Total for Entity</b>	<b>\$311</b>		<b>\$25</b>
<b>Birchdale Township (Todd)</b>			
Minnesota Association of Townships	615	8.0%	49
<b>Total for Entity</b>	<b>\$615</b>		<b>\$49</b>
<b>Bird Island Township (Renville)</b>			
Minnesota Association of Townships	333	8.0%	27
<b>Total for Entity</b>	<b>\$333</b>		<b>\$27</b>
<b>Bismarck Township (Sibley)</b>			
Minnesota Association of Townships	441	8.0%	35
<b>Total for Entity</b>	<b>\$441</b>		<b>\$35</b>
<b>Biwabik Township (Saint Louis)</b>			
Minnesota Association of Townships	595	8.0%	48
<b>Total for Entity</b>	<b>\$595</b>		<b>\$48</b>
<b>Black Hammer Township (Houston)</b>			
Minnesota Association of Townships	346	8.0%	28
<b>Total for Entity</b>	<b>\$346</b>		<b>\$28</b>

**Table 5**  
**2013 Lobbying Expenditures Paid With Association Dues**  
**Listed by Entity**

<b>Name of Entity (County)</b> <b>Association Name</b>	<b>Total Local Government Dues</b>	<b>Proportion of Dues Used for Lobbying</b>	<b>Total Dues Used for Lobbying</b>
<b>Black River Township (Pennington)</b>			
Minnesota Association of Townships	297	8.0%	24
<b>Total for Entity</b>	<b>\$297</b>		<b>\$24</b>
<b>Blackberry Township (Itasca)</b>			
Minnesota Association of Townships	625	8.0%	50
<b>Total for Entity</b>	<b>\$625</b>		<b>\$50</b>
<b>Blackhoof Township (Carlton)</b>			
Minnesota Association of Townships	625	8.0%	50
<b>Total for Entity</b>	<b>\$625</b>		<b>\$50</b>
<b>Blakeley Township (Scott)</b>			
Minnesota Association of Townships	475	8.0%	38
<b>Total for Entity</b>	<b>\$475</b>		<b>\$38</b>
<b>Blind Lake Township (Cass)</b>			
Minnesota Association of Townships	297	8.0%	24
<b>Total for Entity</b>	<b>\$297</b>		<b>\$24</b>
<b>Bloom Township (Nobles)</b>			
Minnesota Association of Townships	320	8.0%	26
<b>Total for Entity</b>	<b>\$320</b>		<b>\$26</b>
<b>Bloomer Township (Marshall)</b>			
Minnesota Association of Townships	298	8.0%	24
<b>Total for Entity</b>	<b>\$298</b>		<b>\$24</b>
<b>Bloomfield Township (Fillmore)</b>			
Minnesota Association of Townships	451	8.0%	36
<b>Total for Entity</b>	<b>\$451</b>		<b>\$36</b>
<b>Blooming Grove Township (Waseca)</b>			
Minnesota Association of Townships	511	8.0%	41
<b>Total for Entity</b>	<b>\$511</b>		<b>\$41</b>
<b>Blooming Prairie Township (Steele)</b>			
Minnesota Association of Townships	476	8.0%	38
<b>Total for Entity</b>	<b>\$476</b>		<b>\$38</b>

**Table 5**  
**2013 Lobbying Expenditures Paid With Association Dues**  
**Listed by Entity**

<b>Name of Entity (County) Association Name</b>	<b>Total Local Government Dues</b>	<b>Proportion of Dues Used for Lobbying</b>	<b>Total Dues Used for Lobbying</b>
<b>Blowers Township (Otter Tail)</b>			
Minnesota Association of Townships	442	8.0%	35
<b>Total for Entity</b>	<b>\$442</b>		<b>\$35</b>
<b>Blue Earth City Township (Faribault)</b>			
Minnesota Association of Townships	462	8.0%	37
<b>Total for Entity</b>	<b>\$462</b>		<b>\$37</b>
<b>Blue Earth County</b>			
Association of Minnesota Counties	18,314	15.6%	2,857
Highway 14 Partnership	1,600	100.0%	1,600
Minnesota Inter-County Association	15,031	50.1%	7,531
<b>Total for Entity</b>	<b>\$34,945</b>		<b>\$11,988</b>
<b>Blue Earth Soil and Water Conservation District</b>			
Minnesota Association of Soil & Water Conservation Districts	2,866	26.0%	745
<b>Total for Entity</b>	<b>\$2,866</b>		<b>\$745</b>
<b>Blue Hill Township (Sherburne)</b>			
Minnesota Association of Townships	1,114	8.0%	89
<b>Total for Entity</b>	<b>\$1,114</b>		<b>\$89</b>
<b>Blue Mounds Township (Pope)</b>			
Minnesota Association of Townships	329	8.0%	26
<b>Total for Entity</b>	<b>\$329</b>		<b>\$26</b>
<b>Blueberry Township (Wadena)</b>			
Minnesota Association of Townships	569	8.0%	46
<b>Total for Entity</b>	<b>\$569</b>		<b>\$46</b>
<b>Bluffton Township (Otter Tail)</b>			
Minnesota Association of Townships	492	8.0%	39
<b>Total for Entity</b>	<b>\$492</b>		<b>\$39</b>
<b>Bogus Brook Township (Mille Lacs)</b>			
Minnesota Association of Townships	862	8.0%	69
<b>Total for Entity</b>	<b>\$862</b>		<b>\$69</b>



**Table 5**  
**2013 Lobbying Expenditures Paid With Association Dues**  
**Listed by Entity**

<b>Name of Entity (County)</b> <b>Association Name</b>	<b>Total Local Government Dues</b>	<b>Proportion of Dues Used for Lobbying</b>	<b>Total Dues Used for Lobbying</b>
<b>Bois de Sioux Watershed District</b>			
League of Minnesota Cities	1,611	10.5%	169
Minnesota Association of Watershed Districts	3,500	28.2%	987
<b>Total for Entity</b>	<b>\$5,111</b>		<b>\$1,156</b>
<b>Bondin Township (Murray)</b>			
Minnesota Association of Townships	426	8.0%	34
<b>Total for Entity</b>	<b>\$426</b>		<b>\$34</b>
<b>Boon Lake Township (Renville)</b>			
Minnesota Association of Townships	459	8.0%	37
<b>Total for Entity</b>	<b>\$459</b>		<b>\$37</b>
<b>Borgholm Township (Mille Lacs)</b>			
Minnesota Association of Townships	957	8.0%	77
<b>Total for Entity</b>	<b>\$957</b>		<b>\$77</b>
<b>Bowstring Township (Itasca)</b>			
Minnesota Association of Townships	344	8.0%	28
<b>Total for Entity</b>	<b>\$344</b>		<b>\$28</b>
<b>Boxville Township (Marshall)</b>			
Minnesota Association of Townships	283	8.0%	23
<b>Total for Entity</b>	<b>\$283</b>		<b>\$23</b>
<b>Boy Lake Township (Cass)</b>			
Minnesota Association of Townships	421	8.0%	34
<b>Total for Entity</b>	<b>\$421</b>		<b>\$34</b>
<b>Boy River Township (Cass)</b>			
Minnesota Association of Townships	297	8.0%	24
<b>Total for Entity</b>	<b>\$297</b>		<b>\$24</b>
<b>Bradbury Township (Mille Lacs)</b>			
Minnesota Association of Townships	425	8.0%	34
<b>Total for Entity</b>	<b>\$425</b>		<b>\$34</b>
<b>Bradford Township (Isanti)</b>			
Minnesota Association of Townships	1,501	8.0%	120
<b>Total for Entity</b>	<b>\$1,501</b>		<b>\$120</b>

**Table 5**  
**2013 Lobbying Expenditures Paid With Association Dues**  
**Listed by Entity**

<b>Name of Entity (County)</b> <b>Association Name</b>	<b>Total Local Government Dues</b>	<b>Proportion of Dues Used for Lobbying</b>	<b>Total Dues Used for Lobbying</b>
<b>Bradford Township (Wilkin)</b>			
Minnesota Association of Townships	299	8.0%	24
<b>Total for Entity</b>	<b>\$299</b>		<b>\$24</b>
<b>Brandon Township (Douglas)</b>			
Minnesota Association of Townships	565	8.0%	45
<b>Total for Entity</b>	<b>\$565</b>		<b>\$45</b>
<b>Brandrup Township (Wilkin)</b>			
Minnesota Association of Townships	322	8.0%	26
<b>Total for Entity</b>	<b>\$322</b>		<b>\$26</b>
<b>Brandsvold Township (Polk)</b>			
Minnesota Association of Townships	348	8.0%	28
<b>Total for Entity</b>	<b>\$348</b>		<b>\$28</b>
<b>Brandt Township (Polk)</b>			
Minnesota Association of Townships	286	8.0%	23
<b>Total for Entity</b>	<b>\$286</b>		<b>\$23</b>
<b>Bray Township (Pennington)</b>			
Minnesota Association of Townships	290	8.0%	23
<b>Total for Entity</b>	<b>\$290</b>		<b>\$23</b>
<b>Breckenridge Township (Wilkin)</b>			
Minnesota Association of Townships	421	8.0%	34
<b>Total for Entity</b>	<b>\$421</b>		<b>\$34</b>
<b>Breitung Township (Saint Louis)</b>			
League of Minnesota Cities	684	10.5%	72
Minnesota Association of Townships	533	8.0%	43
<b>Total for Entity</b>	<b>\$1,217</b>		<b>\$115</b>
<b>Bremen Township (Pine)</b>			
Minnesota Association of Townships	345	8.0%	28
<b>Total for Entity</b>	<b>\$345</b>		<b>\$28</b>
<b>Brevator Township (Saint Louis)</b>			
Minnesota Association of Townships	815	8.0%	65
<b>Total for Entity</b>	<b>\$815</b>		<b>\$65</b>

**Table 5**  
**2013 Lobbying Expenditures Paid With Association Dues**  
**Listed by Entity**

<b>Name of Entity (County)</b> <b>Association Name</b>	<b>Total Local Government Dues</b>	<b>Proportion of Dues Used for Lobbying</b>	<b>Total Dues Used for Lobbying</b>
<b>Bridgewater Township (Rice)</b>			
Minnesota Association of Townships	978	8.0%	78
<b>Total for Entity</b>	<b>\$978</b>		<b>\$78</b>
<b>Brighton Township (Nicollet)</b>			
Minnesota Association of Townships	318	8.0%	25
<b>Total for Entity</b>	<b>\$318</b>		<b>\$25</b>
<b>Brislet Township (Polk)</b>			
Minnesota Association of Townships	287	8.0%	23
<b>Total for Entity</b>	<b>\$287</b>		<b>\$23</b>
<b>Bristol Township (Fillmore)</b>			
Minnesota Association of Townships	467	8.0%	37
<b>Total for Entity</b>	<b>\$467</b>		<b>\$37</b>
<b>Brockway Township (Stearns)</b>			
Minnesota Association of Townships	1,273	8.0%	102
<b>Total for Entity</b>	<b>\$1,273</b>		<b>\$102</b>
<b>Brook Park Township (Pine)</b>			
Minnesota Association of Townships	507	8.0%	41
<b>Total for Entity</b>	<b>\$507</b>		<b>\$41</b>
<b>Brookfield Township (Renville)</b>			
Minnesota Association of Townships	320	8.0%	26
<b>Total for Entity</b>	<b>\$320</b>		<b>\$26</b>
<b>Brookville Township (Redwood)</b>			
Minnesota Association of Townships	342	8.0%	27
<b>Total for Entity</b>	<b>\$342</b>		<b>\$27</b>
<b>Brown County</b>			
Association of Minnesota Counties	10,934	15.6%	1,706
Highway 14 Partnership	1,600	100.0%	1,600
<b>Total for Entity</b>	<b>\$12,534</b>		<b>\$3,306</b>
<b>Brown Soil and Water Conservation District</b>			
Minnesota Association of Soil & Water Conservation Districts	2,852	26.0%	742
<b>Total for Entity</b>	<b>\$2,852</b>		<b>\$742</b>

**Table 5**  
**2013 Lobbying Expenditures Paid With Association Dues**  
**Listed by Entity**

<b>Name of Entity (County)</b> <b>Association Name</b>	<b>Total Local Government Dues</b>	<b>Proportion of Dues Used for Lobbying</b>	<b>Total Dues Used for Lobbying</b>
<b>Browns Creek Township (Red Lake)</b>			
Minnesota Association of Townships	285	8.0%	23
<b>Total for Entity</b>	<b>\$285</b>		<b>\$23</b>
<b>Browns Creek Watershed District</b>			
League of Minnesota Cities	1,611	10.5%	169
Minnesota Association of Watershed Districts	2,091	28.2%	590
<b>Total for Entity</b>	<b>\$3,702</b>		<b>\$759</b>
<b>Browns Valley Township (Big Stone)</b>			
Minnesota Association of Townships	309	8.0%	25
<b>Total for Entity</b>	<b>\$309</b>		<b>\$25</b>
<b>Brownsville Township (Houston)</b>			
Minnesota Association of Townships	481	8.0%	38
<b>Total for Entity</b>	<b>\$481</b>		<b>\$38</b>
<b>Bruce Township (Todd)</b>			
Minnesota Association of Townships	527	8.0%	42
<b>Total for Entity</b>	<b>\$527</b>		<b>\$42</b>
<b>Bruno Township (Pine)</b>			
Minnesota Association of Townships	328	8.0%	26
<b>Total for Entity</b>	<b>\$328</b>		<b>\$26</b>
<b>Brunswick Township (Kanabec)</b>			
Minnesota Association of Townships	834	8.0%	67
<b>Total for Entity</b>	<b>\$834</b>		<b>\$67</b>
<b>Brush Creek Township (Faribault)</b>			
Minnesota Association of Townships	341	8.0%	27
<b>Total for Entity</b>	<b>\$341</b>		<b>\$27</b>
<b>Buckman Township (Morrison)</b>			
Minnesota Association of Townships	573	8.0%	46
<b>Total for Entity</b>	<b>\$573</b>		<b>\$46</b>
<b>Buffalo Creek Watershed District</b>			
Minnesota Association of Watershed Districts	2,507	28.2%	707
<b>Total for Entity</b>	<b>\$2,507</b>		<b>\$707</b>

**Table 5**  
**2013 Lobbying Expenditures Paid With Association Dues**  
**Listed by Entity**

<b>Name of Entity (County)</b> <b>Association Name</b>	<b>Total Local Government Dues</b>	<b>Proportion of Dues Used for Lobbying</b>	<b>Total Dues Used for Lobbying</b>
<b>Buffalo Township (Wright)</b>			
Minnesota Association of Townships	993	8.0%	79
<b>Total for Entity</b>	<b>\$993</b>		<b>\$79</b>
<b>Buffalo-Red River Watershed District</b>			
Minnesota Association of Watershed Districts	3,500	28.2%	987
<b>Total for Entity</b>	<b>\$3,500</b>		<b>\$987</b>
<b>Buh Township (Morrison)</b>			
Minnesota Association of Townships	507	8.0%	41
<b>Total for Entity</b>	<b>\$507</b>		<b>\$41</b>
<b>Bull Moose Township (Cass)</b>			
Minnesota Association of Townships	311	8.0%	25
<b>Total for Entity</b>	<b>\$311</b>		<b>\$25</b>
<b>Bullard Township (Wadena)</b>			
Minnesota Association of Townships	339	8.0%	27
<b>Total for Entity</b>	<b>\$339</b>		<b>\$27</b>
<b>Bungo Township (Cass)</b>			
Minnesota Association of Townships	330	8.0%	26
<b>Total for Entity</b>	<b>\$330</b>		<b>\$26</b>
<b>Burbank Township (Kandiyohi)</b>			
Minnesota Association of Townships	520	8.0%	42
<b>Total for Entity</b>	<b>\$520</b>		<b>\$42</b>
<b>Burke Township (Pipestone)</b>			
Minnesota Association of Townships	335	8.0%	27
<b>Total for Entity</b>	<b>\$335</b>		<b>\$27</b>
<b>Burleene Township (Todd)</b>			
Minnesota Association of Townships	449	8.0%	36
<b>Total for Entity</b>	<b>\$449</b>		<b>\$36</b>
<b>Burlington Township (Becker)</b>			
Minnesota Association of Townships	906	8.0%	72
<b>Total for Entity</b>	<b>\$906</b>		<b>\$72</b>

**Table 5**  
**2013 Lobbying Expenditures Paid With Association Dues**  
**Listed by Entity**

<b>Name of Entity (County)</b> <b>Association Name</b>	<b>Total Local Government Dues</b>	<b>Proportion of Dues Used for Lobbying</b>	<b>Total Dues Used for Lobbying</b>
<b>Burnhamville Township (Todd)</b>			
Minnesota Association of Townships	581	8.0%	46
<b>Total for Entity</b>	<b>\$581</b>		<b>\$46</b>
<b>Burnstown Township (Brown)</b>			
Minnesota Association of Townships	425	8.0%	34
<b>Total for Entity</b>	<b>\$425</b>		<b>\$34</b>
<b>Burton Township (Yellow Medicine)</b>			
Minnesota Association of Townships	316	8.0%	25
<b>Total for Entity</b>	<b>\$316</b>		<b>\$25</b>
<b>Buse Township (Otter Tail)</b>			
Minnesota Association of Townships	497	8.0%	40
<b>Total for Entity</b>	<b>\$497</b>		<b>\$40</b>
<b>Butler Township (Otter Tail)</b>			
Minnesota Association of Townships	430	8.0%	34
<b>Total for Entity</b>	<b>\$430</b>		<b>\$34</b>
<b>Butterfield Township (Watonwan)</b>			
Minnesota Association of Townships	338	8.0%	27
<b>Total for Entity</b>	<b>\$338</b>		<b>\$27</b>
<b>Butternut Valley Township (Blue Earth)</b>			
Minnesota Association of Townships	443	8.0%	35
<b>Total for Entity</b>	<b>\$443</b>		<b>\$35</b>
<b>Buzzle Township (Beltrami)</b>			
Minnesota Association of Townships	440	8.0%	35
<b>Total for Entity</b>	<b>\$440</b>		<b>\$35</b>
<b>Bygland Township (Polk)</b>			
Minnesota Association of Townships	425	8.0%	34
<b>Total for Entity</b>	<b>\$425</b>		<b>\$34</b>
<b>Byron Township (Cass)</b>			
Minnesota Association of Townships	316	8.0%	25
<b>Total for Entity</b>	<b>\$316</b>		<b>\$25</b>

**Table 5**  
**2013 Lobbying Expenditures Paid With Association Dues**  
**Listed by Entity**

<b>Name of Entity (County)</b> <b>Association Name</b>	<b>Total Local Government Dues</b>	<b>Proportion of Dues Used for Lobbying</b>	<b>Total Dues Used for Lobbying</b>
<b>Byron Township (Waseca)</b>			
Minnesota Association of Townships	344	8.0%	28
<b>Total for Entity</b>	<b>\$344</b>		<b>\$28</b>
<b>Cairo Township (Renville)</b>			
Minnesota Association of Townships	343	8.0%	27
<b>Total for Entity</b>	<b>\$343</b>		<b>\$27</b>
<b>Caledonia Township (Houston)</b>			
Minnesota Association of Townships	543	8.0%	43
<b>Total for Entity</b>	<b>\$543</b>		<b>\$43</b>
<b>Callaway Township (Becker)</b>			
Minnesota Association of Townships	432	8.0%	35
<b>Total for Entity</b>	<b>\$432</b>		<b>\$35</b>
<b>Cambria Township (Blue Earth)</b>			
Minnesota Association of Townships	422	8.0%	34
<b>Total for Entity</b>	<b>\$422</b>		<b>\$34</b>
<b>Cambridge Township (Isanti)</b>			
Minnesota Association of Townships	1,176	8.0%	94
<b>Total for Entity</b>	<b>\$1,176</b>		<b>\$94</b>
<b>Camden Township (Carver)</b>			
Minnesota Association of Townships	635	8.0%	51
<b>Total for Entity</b>	<b>\$635</b>		<b>\$51</b>
<b>Cameron Township (Murray)</b>			
Minnesota Association of Townships	312	8.0%	25
<b>Total for Entity</b>	<b>\$312</b>		<b>\$25</b>
<b>Camp 5 Township (Saint Louis)</b>			
Minnesota Association of Townships	281	8.0%	22
<b>Total for Entity</b>	<b>\$281</b>		<b>\$22</b>
<b>Camp Lake Township (Swift)</b>			
Minnesota Association of Townships	338	8.0%	27
<b>Total for Entity</b>	<b>\$338</b>		<b>\$27</b>

**Table 5**  
**2013 Lobbying Expenditures Paid With Association Dues**  
**Listed by Entity**

<b>Name of Entity (County)</b> <b>Association Name</b>	<b>Total Local Government Dues</b>	<b>Proportion of Dues Used for Lobbying</b>	<b>Total Dues Used for Lobbying</b>
<b>Camp Release Township (Lac qui Parle)</b>			
Minnesota Association of Townships	440	8.0%	35
<b>Total for Entity</b>	<b>\$440</b>		<b>\$35</b>
<b>Camp Township (Renville)</b>			
Minnesota Association of Townships	328	8.0%	26
<b>Total for Entity</b>	<b>\$328</b>		<b>\$26</b>
<b>Campbell Township (Wilkin)</b>			
Minnesota Association of Townships	290	8.0%	23
<b>Total for Entity</b>	<b>\$290</b>		<b>\$23</b>
<b>Candor Township (Otter Tail)</b>			
Minnesota Association of Townships	520	8.0%	42
<b>Total for Entity</b>	<b>\$520</b>		<b>\$42</b>
<b>Canisteo Township (Dodge)</b>			
Minnesota Association of Townships	550	8.0%	44
<b>Total for Entity</b>	<b>\$550</b>		<b>\$44</b>
<b>Cannon City Township (Rice)</b>			
Minnesota Association of Townships	799	8.0%	64
<b>Total for Entity</b>	<b>\$799</b>		<b>\$64</b>
<b>Cannon Falls Township (Goodhue)</b>			
Minnesota Association of Townships	752	8.0%	60
<b>Total for Entity</b>	<b>\$752</b>		<b>\$60</b>
<b>Cannon Township (Kittson)</b>			
Minnesota Association of Townships	276	8.0%	22
<b>Total for Entity</b>	<b>\$276</b>		<b>\$22</b>
<b>Canosia Township (Saint Louis)</b>			
Minnesota Association of Townships	1,104	8.0%	88
<b>Total for Entity</b>	<b>\$1,104</b>		<b>\$88</b>
<b>Canton Township (Fillmore)</b>			
Minnesota Association of Townships	574	8.0%	46
<b>Total for Entity</b>	<b>\$574</b>		<b>\$46</b>



**Table 5**  
**2013 Lobbying Expenditures Paid With Association Dues**  
**Listed by Entity**

<b>Name of Entity (County)</b> <b>Association Name</b>	<b>Total Local Government Dues</b>	<b>Proportion of Dues Used for Lobbying</b>	<b>Total Dues Used for Lobbying</b>
<b>Capitol Region Watershed District</b>			
League of Minnesota Cities	1,611	10.5%	169
Minnesota Association of Watershed Districts	3,500	28.2%	987
<b>Total for Entity</b>	<b>\$5,111</b>		<b>\$1,156</b>
<b>Caribou Township (Kittson)</b>			
Minnesota Association of Townships	286	8.0%	23
<b>Total for Entity</b>	<b>\$286</b>		<b>\$23</b>
<b>Carimona Township (Fillmore)</b>			
Minnesota Association of Townships	435	8.0%	35
<b>Total for Entity</b>	<b>\$435</b>		<b>\$35</b>
<b>Carlisle Township (Otter Tail)</b>			
Minnesota Association of Townships	319	8.0%	26
<b>Total for Entity</b>	<b>\$319</b>		<b>\$26</b>
<b>Carlos Township (Douglas)</b>			
Minnesota Association of Townships	1,054	8.0%	84
<b>Total for Entity</b>	<b>\$1,054</b>		<b>\$84</b>
<b>Carlston Township (Freeborn)</b>			
Minnesota Association of Townships	437	8.0%	35
<b>Total for Entity</b>	<b>\$437</b>		<b>\$35</b>
<b>Carlton County</b>			
Arrowhead Counties Association	2,750	80.0%	2,200
Association of Minnesota Counties	12,657	15.6%	1,974
<b>Total for Entity</b>	<b>\$15,407</b>		<b>\$4,174</b>
<b>Carlton Soil and Water Conservation District</b>			
Minnesota Association of Soil & Water Conservation Districts	2,866	26.0%	745
<b>Total for Entity</b>	<b>\$2,866</b>		<b>\$745</b>
<b>Carnelian-Marine-Saint Croix Watershed District</b>			
League of Minnesota Cities	1,611	10.5%	169
Minnesota Association of Watershed Districts	1,899	28.2%	536
<b>Total for Entity</b>	<b>\$3,510</b>		<b>\$705</b>

**Table 5**  
**2013 Lobbying Expenditures Paid With Association Dues**  
**Listed by Entity**

<b>Name of Entity (County)</b> <b>Association Name</b>	<b>Total Local Government Dues</b>	<b>Proportion of Dues Used for Lobbying</b>	<b>Total Dues Used for Lobbying</b>
<b>Carpenter Township (Itasca)</b>			
Minnesota Association of Townships	328	8.0%	26
<b>Total for Entity</b>	<b>\$328</b>		<b>\$26</b>
<b>Carrolton Township (Fillmore)</b>			
Minnesota Association of Townships	440	8.0%	35
<b>Total for Entity</b>	<b>\$440</b>		<b>\$35</b>
<b>Carson Township (Cottonwood)</b>			
Minnesota Association of Townships	429	8.0%	34
<b>Total for Entity</b>	<b>\$429</b>		<b>\$34</b>
<b>Carsonville Township (Becker)</b>			
Minnesota Association of Townships	340	8.0%	27
<b>Total for Entity</b>	<b>\$340</b>		<b>\$27</b>
<b>Carver County</b>			
Association of Minnesota Counties	22,517	15.6%	3,513
Minnesota Inter-County Association	21,502	50.1%	10,773
<b>Total for Entity</b>	<b>\$44,019</b>		<b>\$14,286</b>
<b>Carver Soil and Water Conservation District</b>			
Minnesota Association of Soil & Water Conservation Districts	2,866	26.0%	745
<b>Total for Entity</b>	<b>\$2,866</b>		<b>\$745</b>
<b>Carver-Scott Educational Cooperative - 930</b>			
Association of Metropolitan School Districts, Inc.	1,000	70.2%	702
<b>Total for Entity</b>	<b>\$1,000</b>		<b>\$702</b>
<b>Cascade Township (Olmsted)</b>			
Minnesota Association of Townships	1,312	8.0%	105
<b>Total for Entity</b>	<b>\$1,312</b>		<b>\$105</b>
<b>Cashel Township (Swift)</b>			
Minnesota Association of Townships	325	8.0%	26
<b>Total for Entity</b>	<b>\$325</b>		<b>\$26</b>
<b>Cass County</b>			
Association of Minnesota Counties	13,618	15.6%	2,124
<b>Total for Entity</b>	<b>\$13,618</b>		<b>\$2,124</b>

**Table 5**  
**2013 Lobbying Expenditures Paid With Association Dues**  
**Listed by Entity**

<b>Name of Entity (County)</b> <b>Association Name</b>	<b>Total Local Government Dues</b>	<b>Proportion of Dues Used for Lobbying</b>	<b>Total Dues Used for Lobbying</b>
<b>Cass Soil and Water Conservation District</b>			
Minnesota Association of Soil & Water Conservation Districts	2,866	26.0%	745
<b>Total for Entity</b>	<b>\$2,866</b>		<b>\$745</b>
<b>Castle Rock Township (Dakota)</b>			
Minnesota Association of Townships	837	8.0%	67
<b>Total for Entity</b>	<b>\$837</b>		<b>\$67</b>
<b>Cedar Lake Area Water and Sanitary Sewer District</b>			
League of Minnesota Cities	1,611	10.5%	169
<b>Total for Entity</b>	<b>\$1,611</b>		<b>\$169</b>
<b>Cedar Lake Township (Scott)</b>			
Minnesota Association of Townships	1,304	8.0%	104
<b>Total for Entity</b>	<b>\$1,304</b>		<b>\$104</b>
<b>Cedar Mills Township (Meeker)</b>			
Minnesota Association of Townships	486	8.0%	39
<b>Total for Entity</b>	<b>\$486</b>		<b>\$39</b>
<b>Cedar River Watershed District</b>			
Minnesota Association of Watershed Districts	2,959	28.2%	834
<b>Total for Entity</b>	<b>\$2,959</b>		<b>\$834</b>
<b>Cedar Township (Marshall)</b>			
Minnesota Association of Townships	298	8.0%	24
<b>Total for Entity</b>	<b>\$298</b>		<b>\$24</b>
<b>Cedar Township (Martin)</b>			
Minnesota Association of Townships	340	8.0%	27
<b>Total for Entity</b>	<b>\$340</b>		<b>\$27</b>
<b>Cedar Valley Township (Saint Louis)</b>			
Minnesota Association of Townships	332	8.0%	27
<b>Total for Entity</b>	<b>\$332</b>		<b>\$27</b>
<b>Cedarbend Township (Roseau)</b>			
Minnesota Association of Townships	340	8.0%	27
<b>Total for Entity</b>	<b>\$340</b>		<b>\$27</b>

**Table 5**  
**2013 Lobbying Expenditures Paid With Association Dues**  
**Listed by Entity**

<b>Name of Entity (County)</b> <b>Association Name</b>	<b>Total Local Government Dues</b>	<b>Proportion of Dues Used for Lobbying</b>	<b>Total Dues Used for Lobbying</b>
<b>Center Creek Township (Martin)</b>			
Minnesota Association of Townships	338	8.0%	27
<b>Total for Entity</b>	<b>\$338</b>		<b>\$27</b>
<b>Center Township (Crow Wing)</b>			
Minnesota Association of Townships	633	8.0%	51
<b>Total for Entity</b>	<b>\$633</b>		<b>\$51</b>
<b>Central Iron Range Regional Sanitary District</b>			
League of Minnesota Cities	1,611	10.5%	169
Minnesota Environmental Science & Economic Review Board	2,183	39.2%	856
<b>Total for Entity</b>	<b>\$3,794</b>		<b>\$1,025</b>
<b>Ceresco Township (Blue Earth)</b>			
Minnesota Association of Townships	347	8.0%	28
<b>Total for Entity</b>	<b>\$347</b>		<b>\$28</b>
<b>Cerro Gordo Township (Lac qui Parle)</b>			
Minnesota Association of Townships	332	8.0%	27
<b>Total for Entity</b>	<b>\$332</b>		<b>\$27</b>
<b>Champion Township (Wilkin)</b>			
Minnesota Association of Townships	387	8.0%	31
<b>Total for Entity</b>	<b>\$387</b>		<b>\$31</b>
<b>Chanarambie Township (Murray)</b>			
Minnesota Association of Townships	335	8.0%	27
<b>Total for Entity</b>	<b>\$335</b>		<b>\$27</b>
<b>Charlestown Township (Redwood)</b>			
Minnesota Association of Townships	337	8.0%	27
<b>Total for Entity</b>	<b>\$337</b>		<b>\$27</b>
<b>Chatfield Township (Fillmore)</b>			
Minnesota Association of Townships	512	8.0%	41
<b>Total for Entity</b>	<b>\$512</b>		<b>\$41</b>
<b>Chatham Township (Wright)</b>			
Minnesota Association of Townships	833	8.0%	67
<b>Total for Entity</b>	<b>\$833</b>		<b>\$67</b>

**Table 5**  
**2013 Lobbying Expenditures Paid With Association Dues**  
**Listed by Entity**

<b>Name of Entity (County)</b> <b>Association Name</b>	<b>Total Local Government Dues</b>	<b>Proportion of Dues Used for Lobbying</b>	<b>Total Dues Used for Lobbying</b>
<b>Chengwatana Township (Pine)</b>			
Minnesota Association of Townships	656	8.0%	52
<b>Total for Entity</b>	<b>\$656</b>		<b>\$52</b>
<b>Cherry Grove Township (Goodhue)</b>			
Minnesota Association of Townships	467	8.0%	37
<b>Total for Entity</b>	<b>\$467</b>		<b>\$37</b>
<b>Cherry Township (Saint Louis)</b>			
Minnesota Association of Townships	613	8.0%	49
<b>Total for Entity</b>	<b>\$613</b>		<b>\$49</b>
<b>Chester Township (Polk)</b>			
Minnesota Association of Townships	293	8.0%	23
<b>Total for Entity</b>	<b>\$293</b>		<b>\$23</b>
<b>Chester Township (Wabasha)</b>			
Minnesota Association of Townships	485	8.0%	39
<b>Total for Entity</b>	<b>\$485</b>		<b>\$39</b>
<b>Chief Township (Mahnomen)</b>			
Minnesota Association of Townships	300	8.0%	24
<b>Total for Entity</b>	<b>\$300</b>		<b>\$24</b>
<b>Chippewa County</b>			
Association of Minnesota Counties	6,888	15.6%	1,075
<b>Total for Entity</b>	<b>\$6,888</b>		<b>\$1,075</b>
<b>Chippewa Falls Township (Pope)</b>			
Minnesota Association of Townships	342	8.0%	27
<b>Total for Entity</b>	<b>\$342</b>		<b>\$27</b>
<b>Chippewa Soil and Water Conservation District</b>			
Minnesota Association of Soil & Water Conservation Districts	1,966	26.0%	511
<b>Total for Entity</b>	<b>\$1,966</b>		<b>\$511</b>
<b>Chisago County</b>			
Association of Minnesota Counties	17,053	15.6%	2,660
<b>Total for Entity</b>	<b>\$17,053</b>		<b>\$2,660</b>

**Table 5**  
**2013 Lobbying Expenditures Paid With Association Dues**  
**Listed by Entity**

<b>Name of Entity (County)</b> <b>Association Name</b>	<b>Total Local Government Dues</b>	<b>Proportion of Dues Used for Lobbying</b>	<b>Total Dues Used for Lobbying</b>
<b>Chisago Lake Township (Chisago)</b>			
Minnesota Association of Townships	1,895	8.0%	152
<b>Total for Entity</b>	<b>\$1,895</b>		<b>\$152</b>
<b>Chisago Soil and Water Conservation District</b>			
Minnesota Association of Soil & Water Conservation Districts	2,866	26.0%	745
<b>Total for Entity</b>	<b>\$2,866</b>		<b>\$745</b>
<b>Christiania Township (Jackson)</b>			
Minnesota Association of Townships	348	8.0%	28
<b>Total for Entity</b>	<b>\$348</b>		<b>\$28</b>
<b>City of Ada</b>			
League of Minnesota Cities	3,372	10.5%	354
Minnesota Association of Small Cities	918	75.0%	688
<b>Total for Entity</b>	<b>\$4,290</b>		<b>\$1,042</b>
<b>City of Adams</b>			
League of Minnesota Cities	872	10.5%	92
<b>Total for Entity</b>	<b>\$872</b>		<b>\$92</b>
<b>City of Adrian</b>			
League of Minnesota Cities	1,261	10.5%	132
<b>Total for Entity</b>	<b>\$1,261</b>		<b>\$132</b>
<b>City of Afton</b>			
League of Minnesota Cities	2,857	10.5%	300
<b>Total for Entity</b>	<b>\$2,857</b>		<b>\$300</b>
<b>City of Aitkin</b>			
League of Minnesota Cities	2,132	10.5%	224
<b>Total for Entity</b>	<b>\$2,132</b>		<b>\$224</b>
<b>City of Akeley</b>			
League of Minnesota Cities	527	10.5%	55
Minnesota Association of Small Cities	314	75.0%	236
<b>Total for Entity</b>	<b>\$841</b>		<b>\$291</b>

**Table 5**  
**2013 Lobbying Expenditures Paid With Association Dues**  
**Listed by Entity**

<b>Name of Entity (County)</b> <b>Association Name</b>	<b>Total Local Government Dues</b>	<b>Proportion of Dues Used for Lobbying</b>	<b>Total Dues Used for Lobbying</b>
<b>City of Albany</b>			
League of Minnesota Cities	2,562	10.5%	269
Minnesota Association of Small Cities	1,112	75.0%	834
Minnesota Environmental Science & Economic Review Board	588	39.2%	230
<b>Total for Entity</b>	<b>\$4,262</b>		<b>\$1,333</b>
<b>City of Albert Lea</b>			
Coalition of Greater Minnesota Cities	30,555	75.7%	23,130
League of Minnesota Cities	13,846	10.5%	1,454
<b>Total for Entity</b>	<b>\$44,401</b>		<b>\$24,584</b>
<b>City of Alberta</b>			
League of Minnesota Cities	345	10.5%	36
<b>Total for Entity</b>	<b>\$345</b>		<b>\$36</b>
<b>City of Alden</b>			
League of Minnesota Cities	742	10.5%	78
Minnesota Association of Small Cities	409	75.0%	307
<b>Total for Entity</b>	<b>\$1,151</b>		<b>\$385</b>
<b>City of Aldrich</b>			
League of Minnesota Cities	355	10.5%	37
<b>Total for Entity</b>	<b>\$355</b>		<b>\$37</b>
<b>City of Alexandria</b>			
Coalition of Greater Minnesota Cities	16,959	75.7%	12,838
League of Minnesota Cities	10,616	10.5%	1,115
<b>Total for Entity</b>	<b>\$27,575</b>		<b>\$13,953</b>
<b>City of Alpha</b>			
League of Minnesota Cities	355	10.5%	37
<b>Total for Entity</b>	<b>\$355</b>		<b>\$37</b>
<b>City of Altura</b>			
League of Minnesota Cities	590	10.5%	62
Minnesota Association of Small Cities	309	75.0%	232
<b>Total for Entity</b>	<b>\$899</b>		<b>\$294</b>

**Table 5**  
**2013 Lobbying Expenditures Paid With Association Dues**  
**Listed by Entity**

<b>Name of Entity (County)</b> <b>Association Name</b>	<b>Total Local Government Dues</b>	<b>Proportion of Dues Used for Lobbying</b>	<b>Total Dues Used for Lobbying</b>
<b>City of Alvarado</b>			
League of Minnesota Cities	468	10.5%	49
<b>Total for Entity</b>	<b>\$468</b>		<b>\$49</b>
<b>City of Amboy</b>			
League of Minnesota Cities	629	10.5%	66
<b>Total for Entity</b>	<b>\$629</b>		<b>\$66</b>
<b>City of Andover</b>			
Association of Metropolitan Municipalities	9,138	39.4%	3,600
League of Minnesota Cities	19,593	10.5%	2,057
North Metro Mayors Association	13,709	65.0%	8,911
<b>Total for Entity</b>	<b>\$42,440</b>		<b>\$14,568</b>
<b>City of Annandale</b>			
League of Minnesota Cities	6,333	10.5%	665
<b>Total for Entity</b>	<b>\$6,333</b>		<b>\$665</b>
<b>City of Anoka</b>			
Association of Metropolitan Municipalities	6,277	39.4%	2,473
League of Minnesota Cities	13,447	10.5%	1,412
North Metro Mayors Association	7,957	65.0%	5,172
<b>Total for Entity</b>	<b>\$27,681</b>		<b>\$9,057</b>
<b>City of Apple Valley</b>			
Association of Metropolitan Municipalities	12,594	39.4%	4,962
League of Minnesota Cities	27,037	10.5%	2,839
Municipal Legislative Commission	10,500	84.3%	8,852
<b>Total for Entity</b>	<b>\$50,131</b>		<b>\$16,653</b>
<b>City of Appleton</b>			
League of Minnesota Cities	1,431	10.5%	150
<b>Total for Entity</b>	<b>\$1,431</b>		<b>\$150</b>
<b>City of Arco</b>			
League of Minnesota Cities	355	10.5%	37
<b>Total for Entity</b>	<b>\$355</b>		<b>\$37</b>



**Table 5**  
**2013 Lobbying Expenditures Paid With Association Dues**  
**Listed by Entity**

<b>Name of Entity (County)</b> <b>Association Name</b>	<b>Total Local Government Dues</b>	<b>Proportion of Dues Used for Lobbying</b>	<b>Total Dues Used for Lobbying</b>
<b>City of Arden Hills</b>			
Association of Metropolitan Municipalities	3,918	39.4%	1,544
League of Minnesota Cities	8,345	10.5%	876
<b>Total for Entity</b>	<b>\$12,263</b>		<b>\$2,420</b>
<b>City of Argyle</b>			
League of Minnesota Cities	727	10.5%	76
Minnesota Association of Small Cities	415	75.0%	311
<b>Total for Entity</b>	<b>\$1,142</b>		<b>\$387</b>
<b>City of Arlington</b>			
League of Minnesota Cities	2,217	10.5%	233
<b>Total for Entity</b>	<b>\$2,217</b>		<b>\$233</b>
<b>City of Ashby</b>			
League of Minnesota Cities	544	10.5%	57
Minnesota Association of Small Cities	329	75.0%	247
<b>Total for Entity</b>	<b>\$873</b>		<b>\$304</b>
<b>City of Askov</b>			
League of Minnesota Cities	461	10.5%	48
<b>Total for Entity</b>	<b>\$461</b>		<b>\$48</b>
<b>City of Atwater</b>			
League of Minnesota Cities	1,193	10.5%	125
<b>Total for Entity</b>	<b>\$1,193</b>		<b>\$125</b>
<b>City of Audubon</b>			
League of Minnesota Cities	619	10.5%	65
Minnesota Association of Small Cities	336	75.0%	252
<b>Total for Entity</b>	<b>\$955</b>		<b>\$317</b>
<b>City of Aurora</b>			
League of Minnesota Cities	1,706	10.5%	179
Range Association of Municipalities and Schools	700	45.0%	315
<b>Total for Entity</b>	<b>\$2,406</b>		<b>\$494</b>

**Table 5**  
**2013 Lobbying Expenditures Paid With Association Dues**  
**Listed by Entity**

<b>Name of Entity (County)</b> <b>Association Name</b>	<b>Total Local Government Dues</b>	<b>Proportion of Dues Used for Lobbying</b>	<b>Total Dues Used for Lobbying</b>
<b>City of Austin</b>			
Coalition of Greater Minnesota Cities	47,470	75.7%	35,935
League of Minnesota Cities	16,587	10.5%	1,742
<b>Total for Entity</b>	<b>\$64,057</b>		<b>\$37,677</b>
<b>City of Avoca</b>			
League of Minnesota Cities	355	10.5%	37
<b>Total for Entity</b>	<b>\$355</b>		<b>\$37</b>
<b>City of Avon</b>			
League of Minnesota Cities	1,451	10.5%	152
Minnesota Association of Small Cities	778	75.0%	584
<b>Total for Entity</b>	<b>\$2,229</b>		<b>\$736</b>
<b>City of Babbitt</b>			
Coalition of Greater Minnesota Cities	2,774	75.7%	2,100
League of Minnesota Cities	1,501	10.5%	158
Minnesota Association of Small Cities	814	75.0%	610
Range Association of Municipalities and Schools	700	45.0%	315
<b>Total for Entity</b>	<b>\$5,789</b>		<b>\$3,183</b>
<b>City of Backus</b>			
League of Minnesota Cities	355	10.5%	37
<b>Total for Entity</b>	<b>\$355</b>		<b>\$37</b>
<b>City of Badger</b>			
League of Minnesota Cities	470	10.5%	49
Minnesota Association of Small Cities	331	75.0%	248
<b>Total for Entity</b>	<b>\$801</b>		<b>\$297</b>
<b>City of Bagley</b>			
Coalition of Greater Minnesota Cities	2,615	75.7%	1,980
League of Minnesota Cities	1,445	10.5%	152
Minnesota Association of Small Cities	717	75.0%	538
<b>Total for Entity</b>	<b>\$4,777</b>		<b>\$2,670</b>

**Table 5**  
**2013 Lobbying Expenditures Paid With Association Dues**  
**Listed by Entity**

<b>Name of Entity (County)</b> <b>Association Name</b>	<b>Total Local Government Dues</b>	<b>Proportion of Dues Used for Lobbying</b>	<b>Total Dues Used for Lobbying</b>
<b>City of Balaton</b>			
League of Minnesota Cities	724	10.5%	76
Minnesota Association of Small Cities	390	75.0%	292
<b>Total for Entity</b>	<b>\$1,114</b>		<b>\$368</b>
<b>City of Barnesville</b>			
League of Minnesota Cities	2,564	10.5%	269
<b>Total for Entity</b>	<b>\$2,564</b>		<b>\$269</b>
<b>City of Barnum</b>			
League of Minnesota Cities	697	10.5%	73
Minnesota Association of Small Cities	396	75.0%	297
<b>Total for Entity</b>	<b>\$1,093</b>		<b>\$370</b>
<b>City of Barrett</b>			
League of Minnesota Cities	512	10.5%	54
<b>Total for Entity</b>	<b>\$512</b>		<b>\$54</b>
<b>City of Barry</b>			
League of Minnesota Cities	355	10.5%	37
<b>Total for Entity</b>	<b>\$355</b>		<b>\$37</b>
<b>City of Battle Lake</b>			
League of Minnesota Cities	951	10.5%	100
Minnesota Association of Small Cities	514	75.0%	386
<b>Total for Entity</b>	<b>\$1,465</b>		<b>\$486</b>
<b>City of Baudette</b>			
League of Minnesota Cities	1,159	10.5%	122
Minnesota Association of Small Cities	648	75.0%	486
<b>Total for Entity</b>	<b>\$1,807</b>		<b>\$608</b>
<b>City of Baxter</b>			
League of Minnesota Cities	6,859	10.5%	720
<b>Total for Entity</b>	<b>\$6,859</b>		<b>\$720</b>
<b>City of Bayport</b>			
Association of Metropolitan Municipalities	1,594	39.4%	628
<b>Total for Entity</b>	<b>\$1,594</b>		<b>\$628</b>

**Table 5**  
**2013 Lobbying Expenditures Paid With Association Dues**  
**Listed by Entity**

<b>Name of Entity (County)</b> <b>Association Name</b>	<b>Total Local Government Dues</b>	<b>Proportion of Dues Used for Lobbying</b>	<b>Total Dues Used for Lobbying</b>
<b>City of Beardsley</b>			
League of Minnesota Cities	355	10.5%	37
<b>Total for Entity</b>	<b>\$355</b>		<b>\$37</b>
<b>City of Beaver Bay</b>			
League of Minnesota Cities	355	10.5%	37
<b>Total for Entity</b>	<b>\$355</b>		<b>\$37</b>
<b>City of Beaver Creek</b>			
League of Minnesota Cities	402	10.5%	42
<b>Total for Entity</b>	<b>\$402</b>		<b>\$42</b>
<b>City of Becker</b>			
Coalition of Utility Cities	23,948	78.1%	18,703
League of Minnesota Cities	4,450	10.5%	467
<b>Total for Entity</b>	<b>\$28,398</b>		<b>\$19,170</b>
<b>City of Bejou</b>			
League of Minnesota Cities	355	10.5%	37
<b>Total for Entity</b>	<b>\$355</b>		<b>\$37</b>
<b>City of Belgrade</b>			
League of Minnesota Cities	821	10.5%	86
Minnesota Association of Small Cities	445	75.0%	334
<b>Total for Entity</b>	<b>\$1,266</b>		<b>\$420</b>
<b>City of Belle Plaine</b>			
League of Minnesota Cities	6,076	10.5%	638
<b>Total for Entity</b>	<b>\$6,076</b>		<b>\$638</b>
<b>City of Bellechester</b>			
League of Minnesota Cities	355	10.5%	37
Minnesota Association of Small Cities	120	75.0%	90
<b>Total for Entity</b>	<b>\$475</b>		<b>\$127</b>
<b>City of Bellingham</b>			
League of Minnesota Cities	355	10.5%	37
Minnesota Association of Small Cities	196	75.0%	147
<b>Total for Entity</b>	<b>\$551</b>		<b>\$184</b>

**Table 5**  
**2013 Lobbying Expenditures Paid With Association Dues**  
**Listed by Entity**

<b>Name of Entity (County)</b> <b>Association Name</b>	<b>Total Local Government Dues</b>	<b>Proportion of Dues Used for Lobbying</b>	<b>Total Dues Used for Lobbying</b>
<b>City of Beltrami</b>			
League of Minnesota Cities	355	10.5%	37
<b>Total for Entity</b>	<b>\$355</b>		<b>\$37</b>
<b>City of Belview</b>			
League of Minnesota Cities	947	10.5%	99
Minnesota Association of Small Cities	293	75.0%	220
<b>Total for Entity</b>	<b>\$1,240</b>		<b>\$319</b>
<b>City of Bemidji</b>			
Coalition of Greater Minnesota Cities	23,295	75.7%	17,634
League of Minnesota Cities	10,976	10.5%	1,152
<b>Total for Entity</b>	<b>\$34,271</b>		<b>\$18,786</b>
<b>City of Bena</b>			
League of Minnesota Cities	355	10.5%	37
Minnesota Association of Small Cities	172	75.0%	129
<b>Total for Entity</b>	<b>\$527</b>		<b>\$166</b>
<b>City of Benson</b>			
Coalition of Greater Minnesota Cities	4,763	75.7%	3,606
League of Minnesota Cities	3,128	10.5%	328
<b>Total for Entity</b>	<b>\$7,891</b>		<b>\$3,934</b>
<b>City of Bertha</b>			
League of Minnesota Cities	584	10.5%	61
Minnesota Association of Small Cities	344	75.0%	258
<b>Total for Entity</b>	<b>\$928</b>		<b>\$319</b>
<b>City of Bethel</b>			
League of Minnesota Cities	560	10.5%	59
Minnesota Association of Small Cities	330	75.0%	248
<b>Total for Entity</b>	<b>\$890</b>		<b>\$307</b>
<b>City of Big Falls</b>			
League of Minnesota Cities	355	10.5%	37
Minnesota Association of Small Cities	226	75.0%	170
<b>Total for Entity</b>	<b>\$581</b>		<b>\$207</b>

**Table 5**  
**2013 Lobbying Expenditures Paid With Association Dues**  
**Listed by Entity**

<b>Name of Entity (County)</b> <b>Association Name</b>	<b>Total Local Government Dues</b>	<b>Proportion of Dues Used for Lobbying</b>	<b>Total Dues Used for Lobbying</b>
<b>City of Bigelow</b>			
League of Minnesota Cities	355	10.5%	37
Minnesota Association of Small Cities	226	75.0%	170
<b>Total for Entity</b>	<b>\$581</b>		<b>\$207</b>
<b>City of Bigfork</b>			
League of Minnesota Cities	543	10.5%	57
<b>Total for Entity</b>	<b>\$543</b>		<b>\$57</b>
<b>City of Bingham Lake</b>			
League of Minnesota Cities	355	10.5%	37
Minnesota Association of Small Cities	177	75.0%	133
<b>Total for Entity</b>	<b>\$532</b>		<b>\$170</b>
<b>City of Birchwood</b>			
League of Minnesota Cities	942	10.5%	99
<b>Total for Entity</b>	<b>\$942</b>		<b>\$99</b>
<b>City of Bird Island</b>			
League of Minnesota Cities	1,085	10.5%	114
Minnesota Association of Small Cities	619	75.0%	464
<b>Total for Entity</b>	<b>\$1,704</b>		<b>\$578</b>
<b>City of Biscay</b>			
Minnesota Association of Small Cities	171	75.0%	128
<b>Total for Entity</b>	<b>\$171</b>		<b>\$128</b>
<b>City of Biwabik</b>			
Coalition of Greater Minnesota Cities	531	75.7%	402
League of Minnesota Cities	1,060	10.5%	111
<b>Total for Entity</b>	<b>\$1,591</b>		<b>\$513</b>
<b>City of Blackduck</b>			
League of Minnesota Cities	872	10.5%	92
Minnesota Association of Small Cities	475	75.0%	356
<b>Total for Entity</b>	<b>\$1,347</b>		<b>\$448</b>

**Table 5**  
**2013 Lobbying Expenditures Paid With Association Dues**  
**Listed by Entity**

<b>Name of Entity (County)</b> <b>Association Name</b>	<b>Total Local Government Dues</b>	<b>Proportion of Dues Used for Lobbying</b>	<b>Total Dues Used for Lobbying</b>
<b>City of Blaine</b>			
Association of Metropolitan Municipalities	13,147	39.4%	5,180
League of Minnesota Cities	55,427	10.5%	5,820
North Metro I-35W Corridor Coalition	25,207	93.0%	23,443
<b>Total for Entity</b>	<b>\$93,781</b>		<b>\$34,443</b>
<b>City of Blomkest</b>			
League of Minnesota Cities	700	10.5%	74
Minnesota Association of Small Cities	191	75.0%	143
<b>Total for Entity</b>	<b>\$891</b>		<b>\$217</b>
<b>City of Blooming Prairie</b>			
League of Minnesota Cities	1,982	10.5%	208
<b>Total for Entity</b>	<b>\$1,982</b>		<b>\$208</b>
<b>City of Bloomington</b>			
Association of Metropolitan Municipalities	14,510	39.4%	5,717
League of Minnesota Cities	61,056	10.5%	6,411
Municipal Legislative Commission	10,500	84.3%	8,852
<b>Total for Entity</b>	<b>\$86,066</b>		<b>\$20,980</b>
<b>City of Blue Earth</b>			
League of Minnesota Cities	3,243	10.5%	341
<b>Total for Entity</b>	<b>\$3,243</b>		<b>\$341</b>
<b>City of Bluffton</b>			
League of Minnesota Cities	700	10.5%	74
Minnesota Association of Small Cities	214	75.0%	160
<b>Total for Entity</b>	<b>\$914</b>		<b>\$234</b>
<b>City of Bock</b>			
League of Minnesota Cities	355	10.5%	37
<b>Total for Entity</b>	<b>\$355</b>		<b>\$37</b>
<b>City of Borup</b>			
League of Minnesota Cities	355	10.5%	37
<b>Total for Entity</b>	<b>\$355</b>		<b>\$37</b>

**Table 5**  
**2013 Lobbying Expenditures Paid With Association Dues**  
**Listed by Entity**

<b>Name of Entity (County)</b> <b>Association Name</b>	<b>Total Local Government Dues</b>	<b>Proportion of Dues Used for Lobbying</b>	<b>Total Dues Used for Lobbying</b>
<b>City of Bovey</b>			
League of Minnesota Cities	1,728	10.5%	181
<b>Total for Entity</b>	<b>\$1,728</b>		<b>\$181</b>
<b>City of Bowlus</b>			
League of Minnesota Cities	781	10.5%	82
<b>Total for Entity</b>	<b>\$781</b>		<b>\$82</b>
<b>City of Boy River</b>			
League of Minnesota Cities	355	10.5%	37
<b>Total for Entity</b>	<b>\$355</b>		<b>\$37</b>
<b>City of Boyd</b>			
League of Minnesota Cities	355	10.5%	37
Minnesota Association of Small Cities	200	75.0%	150
<b>Total for Entity</b>	<b>\$555</b>		<b>\$187</b>
<b>City of Braham</b>			
League of Minnesota Cities	1,828	10.5%	192
<b>Total for Entity</b>	<b>\$1,828</b>		<b>\$192</b>
<b>City of Brainerd</b>			
Coalition of Greater Minnesota Cities	23,559	75.7%	17,834
League of Minnesota Cities	11,016	10.5%	1,157
Minnesota Environmental Science & Economic Review Board	3,707	39.2%	1,453
<b>Total for Entity</b>	<b>\$38,282</b>		<b>\$20,444</b>
<b>City of Brandon</b>			
League of Minnesota Cities	586	10.5%	62
<b>Total for Entity</b>	<b>\$586</b>		<b>\$62</b>
<b>City of Breckenridge</b>			
Coalition of Greater Minnesota Cities	4,928	75.7%	3,730
League of Minnesota Cities	3,197	10.5%	336
Minnesota Environmental Science & Economic Review Board	1,005	39.2%	394
<b>Total for Entity</b>	<b>\$9,130</b>		<b>\$4,460</b>



**Table 5**  
**2013 Lobbying Expenditures Paid With Association Dues**  
**Listed by Entity**

<b>Name of Entity (County)</b> <b>Association Name</b>	<b>Total Local Government Dues</b>	<b>Proportion of Dues Used for Lobbying</b>	<b>Total Dues Used for Lobbying</b>
<b>City of Breezy Point</b>			
League of Minnesota Cities	2,371	10.5%	249
<b>Total for Entity</b>	<b>\$2,371</b>		<b>\$249</b>
<b>City of Brewster</b>			
League of Minnesota Cities	568	10.5%	60
<b>Total for Entity</b>	<b>\$568</b>		<b>\$60</b>
<b>City of Bricelyn</b>			
League of Minnesota Cities	461	10.5%	48
Minnesota Association of Small Cities	273	75.0%	205
<b>Total for Entity</b>	<b>\$734</b>		<b>\$253</b>
<b>City of Brook Park</b>			
League of Minnesota Cities	355	10.5%	37
<b>Total for Entity</b>	<b>\$355</b>		<b>\$37</b>
<b>City of Brooklyn Center</b>			
Association of Metropolitan Municipalities	9,045	39.4%	3,564
League of Minnesota Cities	19,373	10.5%	2,034
North Metro Mayors Association	12,150	65.0%	7,898
<b>Total for Entity</b>	<b>\$40,568</b>		<b>\$13,496</b>
<b>City of Brooklyn Park</b>			
Association of Metropolitan Municipalities	14,133	39.4%	5,568
League of Minnesota Cities	30,168	10.5%	3,168
North Metro Crossing Coalition	21,500	100.0%	21,500
North Metro Mayors Association	33,659	65.0%	21,878
<b>Total for Entity</b>	<b>\$99,460</b>		<b>\$52,114</b>
<b>City of Brooks</b>			
League of Minnesota Cities	355	10.5%	37
<b>Total for Entity</b>	<b>\$355</b>		<b>\$37</b>
<b>City of Brooten</b>			
League of Minnesota Cities	827	10.5%	87
Minnesota Association of Small Cities	454	75.0%	340
<b>Total for Entity</b>	<b>\$1,281</b>		<b>\$427</b>

**Table 5**  
**2013 Lobbying Expenditures Paid With Association Dues**  
**Listed by Entity**

<b>Name of Entity (County)</b> <b>Association Name</b>	<b>Total Local Government Dues</b>	<b>Proportion of Dues Used for Lobbying</b>	<b>Total Dues Used for Lobbying</b>
<b>City of Browns Valley</b>			
League of Minnesota Cities	672	10.5%	71
Minnesota Association of Small Cities	385	75.0%	289
<b>Total for Entity</b>	<b>\$1,057</b>		<b>\$360</b>
<b>City of Brownsdale</b>			
League of Minnesota Cities	764	10.5%	80
<b>Total for Entity</b>	<b>\$764</b>		<b>\$80</b>
<b>City of Brownsville</b>			
League of Minnesota Cities	558	10.5%	59
Minnesota Association of Small Cities	345	75.0%	259
<b>Total for Entity</b>	<b>\$903</b>		<b>\$318</b>
<b>City of Brownton</b>			
League of Minnesota Cities	818	10.5%	86
Minnesota Association of Small Cities	463	75.0%	347
<b>Total for Entity</b>	<b>\$1,281</b>		<b>\$433</b>
<b>City of Bruno</b>			
League of Minnesota Cities	700	10.5%	74
<b>Total for Entity</b>	<b>\$700</b>		<b>\$74</b>
<b>City of Buckman</b>			
League of Minnesota Cities	759	10.5%	80
<b>Total for Entity</b>	<b>\$759</b>		<b>\$80</b>
<b>City of Buffalo</b>			
League of Minnesota Cities	24,288	10.5%	2,550
<b>Total for Entity</b>	<b>\$24,288</b>		<b>\$2,550</b>
<b>City of Buffalo Lake</b>			
League of Minnesota Cities	793	10.5%	83
Minnesota Association of Small Cities	450	75.0%	338
<b>Total for Entity</b>	<b>\$1,243</b>		<b>\$421</b>

**Table 5**  
**2013 Lobbying Expenditures Paid With Association Dues**  
**Listed by Entity**

<b>Name of Entity (County)</b> <b>Association Name</b>	<b>Total Local Government Dues</b>	<b>Proportion of Dues Used for Lobbying</b>	<b>Total Dues Used for Lobbying</b>
<b>City of Buhl</b>			
League of Minnesota Cities	1,061	10.5%	111
Minnesota Association of Small Cities	570	75.0%	428
Range Association of Municipalities and Schools	700	45.0%	315
<b>Total for Entity</b>	<b>\$2,331</b>		<b>\$854</b>
<b>City of Burnsville</b>			
Association of Metropolitan Municipalities	13,312	39.4%	5,245
League of Minnesota Cities	28,324	10.5%	2,974
Municipal Legislative Commission	10,500	84.3%	8,852
<b>Total for Entity</b>	<b>\$52,136</b>		<b>\$17,071</b>
<b>City of Burtrum</b>			
League of Minnesota Cities	355	10.5%	37
<b>Total for Entity</b>	<b>\$355</b>		<b>\$37</b>
<b>City of Butterfield</b>			
League of Minnesota Cities	674	10.5%	71
<b>Total for Entity</b>	<b>\$674</b>		<b>\$71</b>
<b>City of Byron</b>			
League of Minnesota Cities	4,847	10.5%	509
<b>Total for Entity</b>	<b>\$4,847</b>		<b>\$509</b>
<b>City of Caledonia</b>			
League of Minnesota Cities	2,789	10.5%	293
<b>Total for Entity</b>	<b>\$2,789</b>		<b>\$293</b>
<b>City of Callaway</b>			
League of Minnesota Cities	355	10.5%	37
Minnesota Association of Small Cities	225	75.0%	169
<b>Total for Entity</b>	<b>\$580</b>		<b>\$206</b>
<b>City of Calumet</b>			
League of Minnesota Cities	470	10.5%	49
Minnesota Association of Small Cities	288	75.0%	216
Range Association of Municipalities and Schools	450	45.0%	202
<b>Total for Entity</b>	<b>\$1,208</b>		<b>\$467</b>

**Table 5**  
**2013 Lobbying Expenditures Paid With Association Dues**  
**Listed by Entity**

<b>Name of Entity (County)</b> <b>Association Name</b>	<b>Total Local Government Dues</b>	<b>Proportion of Dues Used for Lobbying</b>	<b>Total Dues Used for Lobbying</b>
<b>City of Cambridge</b>			
League of Minnesota Cities	7,300	10.5%	766
<b>Total for Entity</b>	<b>\$7,300</b>		<b>\$766</b>
<b>City of Campbell</b>			
League of Minnesota Cities	355	10.5%	37
Minnesota Association of Small Cities	192	75.0%	144
<b>Total for Entity</b>	<b>\$547</b>		<b>\$181</b>
<b>City of Canby</b>			
League of Minnesota Cities	1,784	10.5%	187
<b>Total for Entity</b>	<b>\$1,784</b>		<b>\$187</b>
<b>City of Cannon Falls</b>			
League of Minnesota Cities	3,963	10.5%	416
<b>Total for Entity</b>	<b>\$3,963</b>		<b>\$416</b>
<b>City of Canton</b>			
League of Minnesota Cities	446	10.5%	47
<b>Total for Entity</b>	<b>\$446</b>		<b>\$47</b>
<b>City of Carlos</b>			
League of Minnesota Cities	594	10.5%	62
Minnesota Association of Small Cities	299	75.0%	224
<b>Total for Entity</b>	<b>\$893</b>		<b>\$286</b>
<b>City of Carlton</b>			
League of Minnesota Cities	927	10.5%	97
<b>Total for Entity</b>	<b>\$927</b>		<b>\$97</b>
<b>City of Carver</b>			
Association of Metropolitan Municipalities	1,706	39.4%	672
League of Minnesota Cities	3,890	10.5%	408
<b>Total for Entity</b>	<b>\$5,596</b>		<b>\$1,080</b>
<b>City of Cass Lake</b>			
League of Minnesota Cities	838	10.5%	88
<b>Total for Entity</b>	<b>\$838</b>		<b>\$88</b>

**Table 5**  
**2013 Lobbying Expenditures Paid With Association Dues**  
**Listed by Entity**

<b>Name of Entity (County)</b> <b>Association Name</b>	<b>Total Local Government Dues</b>	<b>Proportion of Dues Used for Lobbying</b>	<b>Total Dues Used for Lobbying</b>
<b>City of Cedar Mills</b>			
League of Minnesota Cities	700	10.5%	74
Minnesota Association of Small Cities	140	75.0%	105
<b>Total for Entity</b>	<b>\$840</b>		<b>\$179</b>
<b>City of Center City</b>			
League of Minnesota Cities	704	10.5%	74
Minnesota Association of Small Cities	402	75.0%	302
<b>Total for Entity</b>	<b>\$1,106</b>		<b>\$376</b>
<b>City of Centerville</b>			
Association of Metropolitan Municipalities	868	39.4%	342
<b>Total for Entity</b>	<b>\$868</b>		<b>\$342</b>
<b>City of Ceylon</b>			
League of Minnesota Cities	456	10.5%	48
Minnesota Association of Small Cities	286	75.0%	214
<b>Total for Entity</b>	<b>\$742</b>		<b>\$262</b>
<b>City of Champlin</b>			
Association of Metropolitan Municipalities	7,734	39.4%	3,047
League of Minnesota Cities	32,562	10.5%	3,419
North Metro Crossing Coalition	2,300	100.0%	2,300
North Metro Mayors Association	10,904	65.0%	7,088
<b>Total for Entity</b>	<b>\$53,500</b>		<b>\$15,854</b>
<b>City of Chandler</b>			
League of Minnesota Cities	374	10.5%	39
<b>Total for Entity</b>	<b>\$374</b>		<b>\$39</b>
<b>City of Chanhassen</b>			
Association of Metropolitan Municipalities	7,708	39.4%	3,037
League of Minnesota Cities	16,680	10.5%	1,751
<b>Total for Entity</b>	<b>\$24,388</b>		<b>\$4,788</b>

**Table 5**  
**2013 Lobbying Expenditures Paid With Association Dues**  
**Listed by Entity**

<b>Name of Entity (County)</b> <b>Association Name</b>	<b>Total Local Government Dues</b>	<b>Proportion of Dues Used for Lobbying</b>	<b>Total Dues Used for Lobbying</b>
<b>City of Chaska</b>			
Association of Metropolitan Municipalities	7,861	39.4%	3,097
League of Minnesota Cities	16,851	10.5%	1,769
<b>Total for Entity</b>	<b>\$24,712</b>		<b>\$4,866</b>
<b>City of Chatfield</b>			
League of Minnesota Cities	2,746	10.5%	288
Minnesota Association of Small Cities	1,450	75.0%	1,088
<b>Total for Entity</b>	<b>\$4,196</b>		<b>\$1,376</b>
<b>City of Chickamaw Beach</b>			
League of Minnesota Cities	355	10.5%	37
<b>Total for Entity</b>	<b>\$355</b>		<b>\$37</b>
<b>City of Chisago City</b>			
League of Minnesota Cities	4,791	10.5%	503
<b>Total for Entity</b>	<b>\$4,791</b>		<b>\$503</b>
<b>City of Chisholm</b>			
League of Minnesota Cities	4,836	10.5%	508
<b>Total for Entity</b>	<b>\$4,836</b>		<b>\$508</b>
<b>City of Chokio</b>			
League of Minnesota Cities	488	10.5%	51
Minnesota Association of Small Cities	291	75.0%	218
<b>Total for Entity</b>	<b>\$779</b>		<b>\$269</b>
<b>City of Circle Pines</b>			
Association of Metropolitan Municipalities	2,235	39.4%	881
League of Minnesota Cities	4,831	10.5%	507
North Metro I-35W Corridor Coalition	1,775	93.0%	1,651
North Metro Mayors Association	2,080	65.0%	1,352
<b>Total for Entity</b>	<b>\$10,921</b>		<b>\$4,391</b>
<b>City of Clara City</b>			
League of Minnesota Cities	1,371	10.5%	144
Minnesota Association of Small Cities	762	75.0%	572
<b>Total for Entity</b>	<b>\$2,133</b>		<b>\$716</b>

**Table 5**  
**2013 Lobbying Expenditures Paid With Association Dues**  
**Listed by Entity**

<b>Name of Entity (County)</b> <b>Association Name</b>	<b>Total Local Government Dues</b>	<b>Proportion of Dues Used for Lobbying</b>	<b>Total Dues Used for Lobbying</b>
<b>City of Claremont</b>			
League of Minnesota Cities	636	10.5%	67
<b>Total for Entity</b>	<b>\$636</b>		<b>\$67</b>
<b>City of Clarissa</b>			
League of Minnesota Cities	758	10.5%	80
Minnesota Association of Small Cities	426	75.0%	320
<b>Total for Entity</b>	<b>\$1,184</b>		<b>\$400</b>
<b>City of Clarkfield</b>			
League of Minnesota Cities	919	10.5%	96
<b>Total for Entity</b>	<b>\$919</b>		<b>\$96</b>
<b>City of Clarks Grove</b>			
League of Minnesota Cities	780	10.5%	82
Minnesota Association of Small Cities	439	75.0%	329
<b>Total for Entity</b>	<b>\$1,219</b>		<b>\$411</b>
<b>City of Clear Lake</b>			
League of Minnesota Cities	658	10.5%	69
<b>Total for Entity</b>	<b>\$658</b>		<b>\$69</b>
<b>City of Clearbrook</b>			
League of Minnesota Cities	611	10.5%	64
Minnesota Association of Small Cities	353	75.0%	265
<b>Total for Entity</b>	<b>\$964</b>		<b>\$329</b>
<b>City of Clearwater</b>			
League of Minnesota Cities	1,783	10.5%	187
Minnesota Association of Small Cities	776	75.0%	582
<b>Total for Entity</b>	<b>\$2,559</b>		<b>\$769</b>
<b>City of Clements</b>			
League of Minnesota Cities	355	10.5%	37
Minnesota Association of Small Cities	189	75.0%	142
<b>Total for Entity</b>	<b>\$544</b>		<b>\$179</b>

**Table 5**  
**2013 Lobbying Expenditures Paid With Association Dues**  
**Listed by Entity**

<b>Name of Entity (County)</b> <b>Association Name</b>	<b>Total Local Government Dues</b>	<b>Proportion of Dues Used for Lobbying</b>	<b>Total Dues Used for Lobbying</b>
<b>City of Cleveland</b>			
League of Minnesota Cities	797	10.5%	84
Minnesota Association of Small Cities	444	75.0%	333
<b>Total for Entity</b>	<b>\$1,241</b>		<b>\$417</b>
<b>City of Climax</b>			
League of Minnesota Cities	376	10.5%	39
<b>Total for Entity</b>	<b>\$376</b>		<b>\$39</b>
<b>City of Clinton</b>			
League of Minnesota Cities	538	10.5%	56
Minnesota Association of Small Cities	322	75.0%	242
<b>Total for Entity</b>	<b>\$860</b>		<b>\$298</b>
<b>City of Clitherall</b>			
League of Minnesota Cities	345	10.5%	36
<b>Total for Entity</b>	<b>\$345</b>		<b>\$36</b>
<b>City of Clontarf</b>			
League of Minnesota Cities	355	10.5%	37
Minnesota Association of Small Cities	194	75.0%	146
<b>Total for Entity</b>	<b>\$549</b>		<b>\$183</b>
<b>City of Cloquet</b>			
Coalition of Greater Minnesota Cities	12,844	75.7%	9,723
League of Minnesota Cities	10,059	10.5%	1,056
<b>Total for Entity</b>	<b>\$22,903</b>		<b>\$10,779</b>
<b>City of Coates</b>			
League of Minnesota Cities	355	10.5%	37
Minnesota Association of Small Cities	192	75.0%	144
<b>Total for Entity</b>	<b>\$547</b>		<b>\$181</b>
<b>City of Cohasset</b>			
Coalition of Utility Cities	15,080	78.1%	11,777
League of Minnesota Cities	2,693	10.5%	283
<b>Total for Entity</b>	<b>\$17,773</b>		<b>\$12,060</b>



**Table 5**  
**2013 Lobbying Expenditures Paid With Association Dues**  
**Listed by Entity**

<b>Name of Entity (County)</b> <b>Association Name</b>	<b>Total Local Government Dues</b>	<b>Proportion of Dues Used for Lobbying</b>	<b>Total Dues Used for Lobbying</b>
<b>City of Cokato</b>			
League of Minnesota Cities	2,689	10.5%	282
<b>Total for Entity</b>	<b>\$2,689</b>		<b>\$282</b>
<b>City of Cold Spring</b>			
League of Minnesota Cities	3,928	10.5%	412
<b>Total for Entity</b>	<b>\$3,928</b>		<b>\$412</b>
<b>City of Coleraine</b>			
Range Association of Municipalities and Schools	700	45.0%	315
<b>Total for Entity</b>	<b>\$700</b>		<b>\$315</b>
<b>City of Cologne</b>			
League of Minnesota Cities	1,567	10.5%	165
<b>Total for Entity</b>	<b>\$1,567</b>		<b>\$165</b>
<b>City of Columbia Heights</b>			
League of Minnesota Cities	14,968	10.5%	1,572
<b>Total for Entity</b>	<b>\$14,968</b>		<b>\$1,572</b>
<b>City of Columbus</b>			
League of Minnesota Cities	3,812	10.5%	400
<b>Total for Entity</b>	<b>\$3,812</b>		<b>\$400</b>
<b>City of Comfrey</b>			
League of Minnesota Cities	476	10.5%	50
Minnesota Association of Small Cities	292	75.0%	219
<b>Total for Entity</b>	<b>\$768</b>		<b>\$269</b>
<b>City of Comstock</b>			
League of Minnesota Cities	700	10.5%	74
Minnesota Association of Small Cities	162	75.0%	122
<b>Total for Entity</b>	<b>\$862</b>		<b>\$196</b>
<b>City of Conger</b>			
League of Minnesota Cities	355	10.5%	37
<b>Total for Entity</b>	<b>\$355</b>		<b>\$37</b>

**Table 5**  
**2013 Lobbying Expenditures Paid With Association Dues**  
**Listed by Entity**

<b>Name of Entity (County)</b> <b>Association Name</b>	<b>Total Local Government Dues</b>	<b>Proportion of Dues Used for Lobbying</b>	<b>Total Dues Used for Lobbying</b>
<b>City of Cook</b>			
League of Minnesota Cities	658	10.5%	69
<b>Total for Entity</b>	<b>\$658</b>		<b>\$69</b>
<b>City of Coon Rapids</b>			
Association of Metropolitan Municipalities	13,374	39.4%	5,269
League of Minnesota Cities	28,413	10.5%	2,983
North Metro Crossing Coalition	5,400	100.0%	5,400
North Metro Mayors Association	28,645	65.0%	18,619
<b>Total for Entity</b>	<b>\$75,832</b>		<b>\$32,271</b>
<b>City of Corcoran</b>			
Association of Metropolitan Municipalities	2,408	39.4%	949
League of Minnesota Cities	5,178	10.5%	544
<b>Total for Entity</b>	<b>\$7,586</b>		<b>\$1,493</b>
<b>City of Correll</b>			
League of Minnesota Cities	355	10.5%	37
<b>Total for Entity</b>	<b>\$355</b>		<b>\$37</b>
<b>City of Cosmos</b>			
League of Minnesota Cities	559	10.5%	59
Minnesota Association of Small Cities	333	75.0%	250
<b>Total for Entity</b>	<b>\$892</b>		<b>\$309</b>
<b>City of Cottage Grove</b>			
Association of Metropolitan Municipalities	9,884	39.4%	3,894
League of Minnesota Cities	21,204	10.5%	2,226
<b>Total for Entity</b>	<b>\$31,088</b>		<b>\$6,120</b>
<b>City of Cottonwood</b>			
League of Minnesota Cities	1,256	10.5%	132
Minnesota Association of Small Cities	695	75.0%	521
<b>Total for Entity</b>	<b>\$1,951</b>		<b>\$653</b>

**Table 5**  
**2013 Lobbying Expenditures Paid With Association Dues**  
**Listed by Entity**

<b>Name of Entity (County)</b> <b>Association Name</b>	<b>Total Local Government Dues</b>	<b>Proportion of Dues Used for Lobbying</b>	<b>Total Dues Used for Lobbying</b>
<b>City of Courtland</b>			
Highway 14 Partnership	700	100.0%	700
League of Minnesota Cities	1,366	10.5%	143
Minnesota Association of Small Cities	395	75.0%	296
<b>Total for Entity</b>	<b>\$2,461</b>		<b>\$1,139</b>
<b>City of Cromwell</b>			
League of Minnesota Cities	355	10.5%	37
Minnesota Association of Small Cities	184	75.0%	138
<b>Total for Entity</b>	<b>\$539</b>		<b>\$175</b>
<b>City of Crookston</b>			
Coalition of Greater Minnesota Cities	11,022	75.7%	8,344
League of Minnesota Cities	7,031	10.5%	738
Minnesota Environmental Science & Economic Review Board	2,131	39.2%	835
<b>Total for Entity</b>	<b>\$20,184</b>		<b>\$9,917</b>
<b>City of Crosby</b>			
League of Minnesota Cities	2,366	10.5%	248
<b>Total for Entity</b>	<b>\$2,366</b>		<b>\$248</b>
<b>City of Crosslake</b>			
League of Minnesota Cities	2,153	10.5%	226
Minnesota Association of Small Cities	1,123	75.0%	842
<b>Total for Entity</b>	<b>\$3,276</b>		<b>\$1,068</b>
<b>City of Crystal</b>			
Association of Metropolitan Municipalities	7,558	39.4%	2,978
League of Minnesota Cities	16,140	10.5%	1,695
<b>Total for Entity</b>	<b>\$23,698</b>		<b>\$4,673</b>
<b>City of Currie</b>			
League of Minnesota Cities	700	10.5%	74
Minnesota Association of Small Cities	219	75.0%	164
<b>Total for Entity</b>	<b>\$919</b>		<b>\$238</b>

**Table 5**  
**2013 Lobbying Expenditures Paid With Association Dues**  
**Listed by Entity**

<b>Name of Entity (County)</b> <b>Association Name</b>	<b>Total Local Government Dues</b>	<b>Proportion of Dues Used for Lobbying</b>	<b>Total Dues Used for Lobbying</b>
<b>City of Cuyuna</b>			
League of Minnesota Cities	442	10.5%	46
<b>Total for Entity</b>	<b>\$442</b>		<b>\$46</b>
<b>City of Cyrus</b>			
League of Minnesota Cities	393	10.5%	41
<b>Total for Entity</b>	<b>\$393</b>		<b>\$41</b>
<b>City of Dakota</b>			
League of Minnesota Cities	834	10.5%	88
<b>Total for Entity</b>	<b>\$834</b>		<b>\$88</b>
<b>City of Dalton</b>			
League of Minnesota Cities	351	10.5%	37
Minnesota Association of Small Cities	234	75.0%	176
<b>Total for Entity</b>	<b>\$585</b>		<b>\$213</b>
<b>City of Danube</b>			
League of Minnesota Cities	585	10.5%	61
Minnesota Association of Small Cities	347	75.0%	260
<b>Total for Entity</b>	<b>\$932</b>		<b>\$321</b>
<b>City of Danvers</b>			
League of Minnesota Cities	345	10.5%	36
<b>Total for Entity</b>	<b>\$345</b>		<b>\$36</b>
<b>City of Darfur</b>			
League of Minnesota Cities	355	10.5%	37
<b>Total for Entity</b>	<b>\$355</b>		<b>\$37</b>
<b>City of Darwin</b>			
League of Minnesota Cities	449	10.5%	47
<b>Total for Entity</b>	<b>\$449</b>		<b>\$47</b>
<b>City of Dassel</b>			
League of Minnesota Cities	1,499	10.5%	157
<b>Total for Entity</b>	<b>\$1,499</b>		<b>\$157</b>

**Table 5**  
**2013 Lobbying Expenditures Paid With Association Dues**  
**Listed by Entity**

<b>Name of Entity (County)</b> <b>Association Name</b>	<b>Total Local Government Dues</b>	<b>Proportion of Dues Used for Lobbying</b>	<b>Total Dues Used for Lobbying</b>
<b>City of Dawson</b>			
League of Minnesota Cities	1,546	10.5%	162
Minnesota Association of Small Cities	802	75.0%	602
<b>Total for Entity</b>	<b>\$2,348</b>		<b>\$764</b>
<b>City of Dayton</b>			
Association of Metropolitan Municipalities	2,126	39.4%	838
League of Minnesota Cities	4,647	10.5%	488
North Metro Mayors Association	2,000	65.0%	1,300
<b>Total for Entity</b>	<b>\$8,773</b>		<b>\$2,626</b>
<b>City of De Graff</b>			
League of Minnesota Cities	345	10.5%	36
Minnesota Association of Small Cities	172	75.0%	129
<b>Total for Entity</b>	<b>\$517</b>		<b>\$165</b>
<b>City of Deephaven</b>			
League of Minnesota Cities	3,587	10.5%	377
<b>Total for Entity</b>	<b>\$3,587</b>		<b>\$377</b>
<b>City of Deer Creek</b>			
League of Minnesota Cities	427	10.5%	45
<b>Total for Entity</b>	<b>\$427</b>		<b>\$45</b>
<b>City of Deer River</b>			
League of Minnesota Cities	1,002	10.5%	105
<b>Total for Entity</b>	<b>\$1,002</b>		<b>\$105</b>
<b>City of Deerwood</b>			
League of Minnesota Cities	628	10.5%	66
<b>Total for Entity</b>	<b>\$628</b>		<b>\$66</b>
<b>City of Delano</b>			
League of Minnesota Cities	5,238	10.5%	550
<b>Total for Entity</b>	<b>\$5,238</b>		<b>\$550</b>

**Table 5**  
**2013 Lobbying Expenditures Paid With Association Dues**  
**Listed by Entity**

<b>Name of Entity (County)</b> <b>Association Name</b>	<b>Total Local Government Dues</b>	<b>Proportion of Dues Used for Lobbying</b>	<b>Total Dues Used for Lobbying</b>
<b>City of Delavan</b>			
League of Minnesota Cities	355	10.5%	37
Minnesota Association of Small Cities	200	75.0%	150
<b>Total for Entity</b>	<b>\$555</b>		<b>\$187</b>
<b>City of Delhi</b>			
League of Minnesota Cities	355	10.5%	37
<b>Total for Entity</b>	<b>\$355</b>		<b>\$37</b>
<b>City of Dellwood</b>			
League of Minnesota Cities	1,125	10.5%	118
<b>Total for Entity</b>	<b>\$1,125</b>		<b>\$118</b>
<b>City of Denham</b>			
League of Minnesota Cities	700	10.5%	74
<b>Total for Entity</b>	<b>\$700</b>		<b>\$74</b>
<b>City of Dennison</b>			
League of Minnesota Cities	700	10.5%	74
<b>Total for Entity</b>	<b>\$700</b>		<b>\$74</b>
<b>City of Dent</b>			
League of Minnesota Cities	355	10.5%	37
Minnesota Association of Small Cities	206	75.0%	154
<b>Total for Entity</b>	<b>\$561</b>		<b>\$191</b>
<b>City of Detroit Lakes</b>			
Coalition of Greater Minnesota Cities	11,883	75.7%	8,995
League of Minnesota Cities	7,705	10.5%	809
Minnesota Environmental Science & Economic Review Board	2,501	39.2%	980
<b>Total for Entity</b>	<b>\$22,089</b>		<b>\$10,784</b>
<b>City of Dexter</b>			
League of Minnesota Cities	445	10.5%	47
<b>Total for Entity</b>	<b>\$445</b>		<b>\$47</b>
<b>City of Dilworth</b>			
League of Minnesota Cities	3,988	10.5%	419
<b>Total for Entity</b>	<b>\$3,988</b>		<b>\$419</b>

**Table 5**  
**2013 Lobbying Expenditures Paid With Association Dues**  
**Listed by Entity**

<b>Name of Entity (County)</b> <b>Association Name</b>	<b>Total Local Government Dues</b>	<b>Proportion of Dues Used for Lobbying</b>	<b>Total Dues Used for Lobbying</b>
<b>City of Dodge Center</b>			
Coalition of Greater Minnesota Cities	3,073	75.7%	2,326
League of Minnesota Cities	2,649	10.5%	278
<b>Total for Entity</b>	<b>\$5,722</b>		<b>\$2,604</b>
<b>City of Donaldson</b>			
League of Minnesota Cities	355	10.5%	37
<b>Total for Entity</b>	<b>\$355</b>		<b>\$37</b>
<b>City of Donnelly</b>			
League of Minnesota Cities	355	10.5%	37
<b>Total for Entity</b>	<b>\$355</b>		<b>\$37</b>
<b>City of Doran</b>			
League of Minnesota Cities	355	10.5%	37
<b>Total for Entity</b>	<b>\$355</b>		<b>\$37</b>
<b>City of Dover</b>			
League of Minnesota Cities	825	10.5%	87
<b>Total for Entity</b>	<b>\$825</b>		<b>\$87</b>
<b>City of Dovray</b>			
League of Minnesota Cities	355	10.5%	37
<b>Total for Entity</b>	<b>\$355</b>		<b>\$37</b>
<b>City of Duluth</b>			
Coalition of Greater Minnesota Cities	42,370	75.7%	32,074
League of Minnesota Cities	31,134	10.5%	3,269
<b>Total for Entity</b>	<b>\$73,504</b>		<b>\$35,343</b>
<b>City of Dumont</b>			
League of Minnesota Cities	355	10.5%	37
<b>Total for Entity</b>	<b>\$355</b>		<b>\$37</b>
<b>City of Dundas</b>			
League of Minnesota Cities	1,445	10.5%	152
<b>Total for Entity</b>	<b>\$1,445</b>		<b>\$152</b>

**Table 5**  
**2013 Lobbying Expenditures Paid With Association Dues**  
**Listed by Entity**

<b>Name of Entity (County)</b> <b>Association Name</b>	<b>Total Local Government Dues</b>	<b>Proportion of Dues Used for Lobbying</b>	<b>Total Dues Used for Lobbying</b>
<b>City of Dundee</b>			
League of Minnesota Cities	700	10.5%	74
Minnesota Association of Small Cities	151	75.0%	113
<b>Total for Entity</b>	<b>\$851</b>		<b>\$187</b>
<b>City of Dunnell</b>			
League of Minnesota Cities	355	10.5%	37
<b>Total for Entity</b>	<b>\$355</b>		<b>\$37</b>
<b>City of Eagan</b>			
Association of Metropolitan Municipalities	13,519	39.4%	5,326
League of Minnesota Cities	56,633	10.5%	5,946
Municipal Legislative Commission	10,500	84.3%	8,852
<b>Total for Entity</b>	<b>\$80,652</b>		<b>\$20,124</b>
<b>City of Eagle Bend</b>			
League of Minnesota Cities	618	10.5%	65
Minnesota Association of Small Cities	361	75.0%	271
<b>Total for Entity</b>	<b>\$979</b>		<b>\$336</b>
<b>City of Eagle Lake</b>			
League of Minnesota Cities	2,508	10.5%	263
<b>Total for Entity</b>	<b>\$2,508</b>		<b>\$263</b>
<b>City of East Bethel</b>			
League of Minnesota Cities	9,667	10.5%	1,015
<b>Total for Entity</b>	<b>\$9,667</b>		<b>\$1,015</b>
<b>City of East Grand Forks</b>			
Coalition of Greater Minnesota Cities	11,884	75.7%	8,996
League of Minnesota Cities	7,565	10.5%	794
Minnesota Environmental Science & Economic Review Board	1,990	39.2%	780
<b>Total for Entity</b>	<b>\$21,439</b>		<b>\$10,570</b>
<b>City of East Gull Lake</b>			
League of Minnesota Cities	1,052	10.5%	110
Minnesota Association of Small Cities	613	75.0%	460
<b>Total for Entity</b>	<b>\$1,665</b>		<b>\$570</b>



**Table 5**  
**2013 Lobbying Expenditures Paid With Association Dues**  
**Listed by Entity**

<b>Name of Entity (County) Association Name</b>	<b>Total Local Government Dues</b>	<b>Proportion of Dues Used for Lobbying</b>	<b>Total Dues Used for Lobbying</b>
<b>City of Easton</b>			
League of Minnesota Cities	355	10.5%	37
Minnesota Association of Small Cities	210	75.0%	158
<b>Total for Entity</b>	<b>\$565</b>		<b>\$195</b>
<b>City of Echo</b>			
League of Minnesota Cities	378	10.5%	40
Minnesota Association of Small Cities	240	75.0%	180
<b>Total for Entity</b>	<b>\$618</b>		<b>\$220</b>
<b>City of Eden Prairie</b>			
Municipal Legislative Commission	10,500	84.3%	8,852
<b>Total for Entity</b>	<b>\$10,500</b>		<b>\$8,852</b>
<b>City of Eden Valley</b>			
League of Minnesota Cities	1,112	10.5%	117
Minnesota Association of Small Cities	619	75.0%	464
<b>Total for Entity</b>	<b>\$1,731</b>		<b>\$581</b>
<b>City of Edgerton</b>			
League of Minnesota Cities	1,223	10.5%	128
Minnesota Association of Small Cities	685	75.0%	514
<b>Total for Entity</b>	<b>\$1,908</b>		<b>\$642</b>
<b>City of Edina</b>			
Association of Metropolitan Municipalities	12,381	39.4%	4,878
League of Minnesota Cities	26,615	10.5%	2,795
Municipal Legislative Commission	10,500	84.3%	8,852
<b>Total for Entity</b>	<b>\$49,496</b>		<b>\$16,525</b>
<b>City of Effie</b>			
League of Minnesota Cities	700	10.5%	74
Minnesota Association of Small Cities	161	75.0%	121
<b>Total for Entity</b>	<b>\$861</b>		<b>\$195</b>
<b>City of Eitzen</b>			
League of Minnesota Cities	355	10.5%	37
<b>Total for Entity</b>	<b>\$355</b>		<b>\$37</b>

**Table 5**  
**2013 Lobbying Expenditures Paid With Association Dues**  
**Listed by Entity**

<b>Name of Entity (County)</b> <b>Association Name</b>	<b>Total Local Government Dues</b>	<b>Proportion of Dues Used for Lobbying</b>	<b>Total Dues Used for Lobbying</b>
<b>City of Elbow Lake</b>			
Coalition of Greater Minnesota Cities	2,364	75.7%	1,790
League of Minnesota Cities	1,215	10.5%	128
<b>Total for Entity</b>	<b>\$3,579</b>		<b>\$1,918</b>
<b>City of Elgin</b>			
League of Minnesota Cities	1,147	10.5%	120
Minnesota Association of Small Cities	610	75.0%	458
<b>Total for Entity</b>	<b>\$1,757</b>		<b>\$578</b>
<b>City of Elizabeth</b>			
League of Minnesota Cities	355	10.5%	37
Minnesota Association of Small Cities	197	75.0%	148
<b>Total for Entity</b>	<b>\$552</b>		<b>\$185</b>
<b>City of Elk River</b>			
League of Minnesota Cities	16,429	10.5%	1,725
<b>Total for Entity</b>	<b>\$16,429</b>		<b>\$1,725</b>
<b>City of Elko New Market</b>			
Association of Metropolitan Municipalities	1,877	39.4%	740
League of Minnesota Cities	4,146	10.5%	435
<b>Total for Entity</b>	<b>\$6,023</b>		<b>\$1,175</b>
<b>City of Elkton</b>			
League of Minnesota Cities	355	10.5%	37
<b>Total for Entity</b>	<b>\$355</b>		<b>\$37</b>
<b>City of Ellendale</b>			
League of Minnesota Cities	762	10.5%	80
<b>Total for Entity</b>	<b>\$762</b>		<b>\$80</b>
<b>City of Ellsworth</b>			
League of Minnesota Cities	552	10.5%	58
Minnesota Association of Small Cities	358	75.0%	268
<b>Total for Entity</b>	<b>\$910</b>		<b>\$326</b>

**Table 5**  
**2013 Lobbying Expenditures Paid With Association Dues**  
**Listed by Entity**

<b>Name of Entity (County)</b> <b>Association Name</b>	<b>Total Local Government Dues</b>	<b>Proportion of Dues Used for Lobbying</b>	<b>Total Dues Used for Lobbying</b>
<b>City of Elmdale</b>			
League of Minnesota Cities	355	10.5%	37
<b>Total for Entity</b>	<b>\$355</b>		<b>\$37</b>
<b>City of Elmore</b>			
League of Minnesota Cities	740	10.5%	78
<b>Total for Entity</b>	<b>\$740</b>		<b>\$78</b>
<b>City of Elrosa</b>			
League of Minnesota Cities	355	10.5%	37
<b>Total for Entity</b>	<b>\$355</b>		<b>\$37</b>
<b>City of Ely</b>			
Coalition of Greater Minnesota Cities	5,014	75.7%	3,796
Range Association of Municipalities and Schools	700	45.0%	315
<b>Total for Entity</b>	<b>\$5,714</b>		<b>\$4,111</b>
<b>City of Elysian</b>			
League of Minnesota Cities	743	10.5%	78
<b>Total for Entity</b>	<b>\$743</b>		<b>\$78</b>
<b>City of Emily</b>			
League of Minnesota Cities	896	10.5%	94
<b>Total for Entity</b>	<b>\$896</b>		<b>\$94</b>
<b>City of Emmons</b>			
League of Minnesota Cities	484	10.5%	51
<b>Total for Entity</b>	<b>\$484</b>		<b>\$51</b>
<b>City of Erhard</b>			
League of Minnesota Cities	355	10.5%	37
Minnesota Association of Small Cities	186	75.0%	140
<b>Total for Entity</b>	<b>\$541</b>		<b>\$177</b>
<b>City of Erskine</b>			
League of Minnesota Cities	593	10.5%	62
Minnesota Association of Small Cities	313	75.0%	235
<b>Total for Entity</b>	<b>\$906</b>		<b>\$297</b>

**Table 5**  
**2013 Lobbying Expenditures Paid With Association Dues**  
**Listed by Entity**

<b>Name of Entity (County)</b> <b>Association Name</b>	<b>Total Local Government Dues</b>	<b>Proportion of Dues Used for Lobbying</b>	<b>Total Dues Used for Lobbying</b>
<b>City of Evan</b>			
League of Minnesota Cities	700	10.5%	74
<b>Total for Entity</b>	<b>\$700</b>		<b>\$74</b>
<b>City of Evansville</b>			
Minnesota Association of Small Cities	395	75.0%	296
<b>Total for Entity</b>	<b>\$395</b>		<b>\$296</b>
<b>City of Eveleth</b>			
Coalition of Greater Minnesota Cities	5,313	75.7%	4,022
League of Minnesota Cities	3,602	10.5%	378
Minnesota Environmental Science & Economic Review Board	1,219	39.2%	478
Range Association of Municipalities and Schools	700	45.0%	315
<b>Total for Entity</b>	<b>\$10,834</b>		<b>\$5,193</b>
<b>City of Excelsior</b>			
Association of Metropolitan Municipalities	1,027	39.4%	405
League of Minnesota Cities	2,222	10.5%	233
<b>Total for Entity</b>	<b>\$3,249</b>		<b>\$638</b>
<b>City of Eyota</b>			
League of Minnesota Cities	2,023	10.5%	212
Minnesota Association of Small Cities	970	75.0%	728
<b>Total for Entity</b>	<b>\$2,993</b>		<b>\$940</b>
<b>City of Fairfax</b>			
League of Minnesota Cities	1,263	10.5%	133
Minnesota Association of Small Cities	720	75.0%	540
<b>Total for Entity</b>	<b>\$1,983</b>		<b>\$673</b>
<b>City of Fairmont</b>			
Coalition of Greater Minnesota Cities	7,593	75.7%	5,748
League of Minnesota Cities	8,992	10.5%	944
<b>Total for Entity</b>	<b>\$16,585</b>		<b>\$6,692</b>

**Table 5**  
**2013 Lobbying Expenditures Paid With Association Dues**  
**Listed by Entity**

<b>Name of Entity (County)</b> <b>Association Name</b>	<b>Total Local Government Dues</b>	<b>Proportion of Dues Used for Lobbying</b>	<b>Total Dues Used for Lobbying</b>
<b>City of Falcon Heights</b>			
Association of Metropolitan Municipalities	2,387	39.4%	940
League of Minnesota Cities	10,107	10.5%	1,061
<b>Total for Entity</b>	<b>\$12,494</b>		<b>\$2,001</b>
<b>City of Faribault</b>			
League of Minnesota Cities	16,544	10.5%	1,737
Minnesota Environmental Science & Economic Review Board	5,579	39.2%	2,187
<b>Total for Entity</b>	<b>\$22,123</b>		<b>\$3,924</b>
<b>City of Farmington</b>			
League of Minnesota Cities	15,892	10.5%	1,669
<b>Total for Entity</b>	<b>\$15,892</b>		<b>\$1,669</b>
<b>City of Farwell</b>			
League of Minnesota Cities	355	10.5%	37
<b>Total for Entity</b>	<b>\$355</b>		<b>\$37</b>
<b>City of Federal Dam</b>			
League of Minnesota Cities	355	10.5%	37
Minnesota Association of Small Cities	165	75.0%	124
<b>Total for Entity</b>	<b>\$520</b>		<b>\$161</b>
<b>City of Felton</b>			
League of Minnesota Cities	355	10.5%	37
Minnesota Association of Small Cities	200	75.0%	150
<b>Total for Entity</b>	<b>\$555</b>		<b>\$187</b>
<b>City of Fergus Falls</b>			
Coalition of Greater Minnesota Cities	23,273	75.7%	17,618
League of Minnesota Cities	10,759	10.5%	1,130
Minnesota Environmental Science & Economic Review Board	3,750	39.2%	1,470
<b>Total for Entity</b>	<b>\$37,782</b>		<b>\$20,218</b>
<b>City of Fertile</b>			
League of Minnesota Cities	912	10.5%	96
<b>Total for Entity</b>	<b>\$912</b>		<b>\$96</b>

**Table 5**  
**2013 Lobbying Expenditures Paid With Association Dues**  
**Listed by Entity**

<b>Name of Entity (County)</b> <b>Association Name</b>	<b>Total Local Government Dues</b>	<b>Proportion of Dues Used for Lobbying</b>	<b>Total Dues Used for Lobbying</b>
<b>City of Fifty Lakes</b>			
League of Minnesota Cities	492	10.5%	52
Minnesota Association of Small Cities	294	75.0%	220
<b>Total for Entity</b>	<b>\$786</b>		<b>\$272</b>
<b>City of Finlayson</b>			
League of Minnesota Cities	418	10.5%	44
Minnesota Association of Small Cities	270	75.0%	202
<b>Total for Entity</b>	<b>\$688</b>		<b>\$246</b>
<b>City of Fisher</b>			
League of Minnesota Cities	529	10.5%	56
Minnesota Association of Small Cities	316	75.0%	237
<b>Total for Entity</b>	<b>\$845</b>		<b>\$293</b>
<b>City of Flensburg</b>			
League of Minnesota Cities	355	10.5%	37
Minnesota Association of Small Cities	111	75.0%	83
<b>Total for Entity</b>	<b>\$466</b>		<b>\$120</b>
<b>City of Floodwood</b>			
League of Minnesota Cities	625	10.5%	66
Minnesota Association of Small Cities	361	75.0%	271
<b>Total for Entity</b>	<b>\$986</b>		<b>\$337</b>
<b>City of Florence</b>			
League of Minnesota Cities	355	10.5%	37
<b>Total for Entity</b>	<b>\$355</b>		<b>\$37</b>
<b>City of Foley</b>			
League of Minnesota Cities	5,108	10.5%	536
<b>Total for Entity</b>	<b>\$5,108</b>		<b>\$536</b>
<b>City of Forada</b>			
Minnesota Association of Small Cities	203	75.0%	152
<b>Total for Entity</b>	<b>\$203</b>		<b>\$152</b>

**Table 5**  
**2013 Lobbying Expenditures Paid With Association Dues**  
**Listed by Entity**

<b>Name of Entity (County)</b> <b>Association Name</b>	<b>Total Local Government Dues</b>	<b>Proportion of Dues Used for Lobbying</b>	<b>Total Dues Used for Lobbying</b>
<b>City of Forest Lake</b>			
Association of Metropolitan Municipalities	6,657	39.4%	2,623
League of Minnesota Cities	14,391	10.5%	1,511
<b>Total for Entity</b>	<b>\$21,048</b>		<b>\$4,134</b>
<b>City of Fort Ripley</b>			
League of Minnesota Cities	355	10.5%	37
<b>Total for Entity</b>	<b>\$355</b>		<b>\$37</b>
<b>City of Fosston</b>			
League of Minnesota Cities	1,548	10.5%	163
Minnesota Association of Small Cities	837	75.0%	628
<b>Total for Entity</b>	<b>\$2,385</b>		<b>\$791</b>
<b>City of Fountain</b>			
League of Minnesota Cities	505	10.5%	53
Minnesota Association of Small Cities	288	75.0%	216
<b>Total for Entity</b>	<b>\$793</b>		<b>\$269</b>
<b>City of Franklin</b>			
League of Minnesota Cities	595	10.5%	62
Minnesota Association of Small Cities	350	75.0%	262
<b>Total for Entity</b>	<b>\$945</b>		<b>\$324</b>
<b>City of Frazee</b>			
League of Minnesota Cities	1,417	10.5%	149
Minnesota Association of Small Cities	757	75.0%	568
<b>Total for Entity</b>	<b>\$2,174</b>		<b>\$717</b>
<b>City of Freeborn</b>			
League of Minnesota Cities	404	10.5%	42
Minnesota Association of Small Cities	254	75.0%	190
<b>Total for Entity</b>	<b>\$658</b>		<b>\$232</b>
<b>City of Freeport</b>			
League of Minnesota Cities	749	10.5%	79
<b>Total for Entity</b>	<b>\$749</b>		<b>\$79</b>

**Table 5**  
**2013 Lobbying Expenditures Paid With Association Dues**  
**Listed by Entity**

<b>Name of Entity (County)</b> <b>Association Name</b>	<b>Total Local Government Dues</b>	<b>Proportion of Dues Used for Lobbying</b>	<b>Total Dues Used for Lobbying</b>
<b>City of Fridley</b>			
Association of Metropolitan Municipalities	8,504	39.4%	3,351
League of Minnesota Cities	18,192	10.5%	1,910
<b>Total for Entity</b>	<b>\$26,696</b>		<b>\$5,261</b>
<b>City of Frost</b>			
League of Minnesota Cities	355	10.5%	37
Minnesota Association of Small Cities	209	75.0%	157
<b>Total for Entity</b>	<b>\$564</b>		<b>\$194</b>
<b>City of Fulda</b>			
League of Minnesota Cities	1,345	10.5%	141
Minnesota Association of Small Cities	743	75.0%	557
<b>Total for Entity</b>	<b>\$2,088</b>		<b>\$698</b>
<b>City of Garfield</b>			
League of Minnesota Cities	456	10.5%	48
<b>Total for Entity</b>	<b>\$456</b>		<b>\$48</b>
<b>City of Garrison</b>			
League of Minnesota Cities	355	10.5%	37
Minnesota Association of Small Cities	215	75.0%	161
<b>Total for Entity</b>	<b>\$570</b>		<b>\$198</b>
<b>City of Garvin</b>			
League of Minnesota Cities	355	10.5%	37
<b>Total for Entity</b>	<b>\$355</b>		<b>\$37</b>
<b>City of Gary</b>			
League of Minnesota Cities	355	10.5%	37
Minnesota Association of Small Cities	216	75.0%	162
<b>Total for Entity</b>	<b>\$571</b>		<b>\$199</b>
<b>City of Gaylord</b>			
League of Minnesota Cities	2,286	10.5%	240
Minnesota Association of Small Cities	1,237	75.0%	928
<b>Total for Entity</b>	<b>\$3,523</b>		<b>\$1,168</b>



**Table 5**  
**2013 Lobbying Expenditures Paid With Association Dues**  
**Listed by Entity**

<b>Name of Entity (County)</b> <b>Association Name</b>	<b>Total Local Government Dues</b>	<b>Proportion of Dues Used for Lobbying</b>	<b>Total Dues Used for Lobbying</b>
<b>City of Gem Lake</b>			
League of Minnesota Cities	497	10.5%	52
<b>Total for Entity</b>	<b>\$497</b>		<b>\$52</b>
<b>City of Geneva</b>			
League of Minnesota Cities	638	10.5%	67
<b>Total for Entity</b>	<b>\$638</b>		<b>\$67</b>
<b>City of Genola</b>			
League of Minnesota Cities	355	10.5%	37
<b>Total for Entity</b>	<b>\$355</b>		<b>\$37</b>
<b>City of Georgetown</b>			
League of Minnesota Cities	355	10.5%	37
<b>Total for Entity</b>	<b>\$355</b>		<b>\$37</b>
<b>City of Ghent</b>			
League of Minnesota Cities	466	10.5%	49
Minnesota Association of Small Cities	286	75.0%	214
<b>Total for Entity</b>	<b>\$752</b>		<b>\$263</b>
<b>City of Gilbert</b>			
Coalition of Greater Minnesota Cities	3,087	75.7%	2,337
League of Minnesota Cities	1,812	10.5%	190
Minnesota Association of Small Cities	959	75.0%	719
Range Association of Municipalities and Schools	700	45.0%	315
<b>Total for Entity</b>	<b>\$6,558</b>		<b>\$3,561</b>
<b>City of Gilman</b>			
League of Minnesota Cities	355	10.5%	37
<b>Total for Entity</b>	<b>\$355</b>		<b>\$37</b>
<b>City of Glencoe</b>			
Coalition of Greater Minnesota Cities	8,151	75.7%	6,170
League of Minnesota Cities	5,267	10.5%	553
Minnesota Environmental Science & Economic Review Board	1,588	39.2%	622
<b>Total for Entity</b>	<b>\$15,006</b>		<b>\$7,345</b>

**Table 5**  
**2013 Lobbying Expenditures Paid With Association Dues**  
**Listed by Entity**

<b>Name of Entity (County)</b> <b>Association Name</b>	<b>Total Local Government Dues</b>	<b>Proportion of Dues Used for Lobbying</b>	<b>Total Dues Used for Lobbying</b>
<b>City of Glenville</b>			
League of Minnesota Cities	719	10.5%	75
<b>Total for Entity</b>	<b>\$719</b>		<b>\$75</b>
<b>City of Glenwood</b>			
Coalition of Greater Minnesota Cities	3,974	75.7%	3,008
League of Minnesota Cities	2,514	10.5%	264
<b>Total for Entity</b>	<b>\$6,488</b>		<b>\$3,272</b>
<b>City of Glyndon</b>			
League of Minnesota Cities	1,452	10.5%	152
Minnesota Association of Small Cities	675	75.0%	506
<b>Total for Entity</b>	<b>\$2,127</b>		<b>\$658</b>
<b>City of Golden Valley</b>			
Association of Metropolitan Municipalities	7,226	39.4%	2,847
League of Minnesota Cities	15,436	10.5%	1,621
<b>Total for Entity</b>	<b>\$22,662</b>		<b>\$4,468</b>
<b>City of Gonvick</b>			
League of Minnesota Cities	391	10.5%	41
<b>Total for Entity</b>	<b>\$391</b>		<b>\$41</b>
<b>City of Good Thunder</b>			
League of Minnesota Cities	664	10.5%	70
<b>Total for Entity</b>	<b>\$664</b>		<b>\$70</b>
<b>City of Goodhue</b>			
League of Minnesota Cities	1,237	10.5%	130
Minnesota Association of Small Cities	464	75.0%	348
<b>Total for Entity</b>	<b>\$1,701</b>		<b>\$478</b>
<b>City of Goodridge</b>			
League of Minnesota Cities	355	10.5%	37
<b>Total for Entity</b>	<b>\$355</b>		<b>\$37</b>
<b>City of Goodview</b>			
League of Minnesota Cities	3,817	10.5%	401
<b>Total for Entity</b>	<b>\$3,817</b>		<b>\$401</b>

**Table 5**  
**2013 Lobbying Expenditures Paid With Association Dues**  
**Listed by Entity**

<b>Name of Entity (County)</b> <b>Association Name</b>	<b>Total Local Government Dues</b>	<b>Proportion of Dues Used for Lobbying</b>	<b>Total Dues Used for Lobbying</b>
<b>City of Graceville</b>			
League of Minnesota Cities	667	10.5%	70
Minnesota Association of Small Cities	120	75.0%	90
<b>Total for Entity</b>	<b>\$787</b>		<b>\$160</b>
<b>City of Granada</b>			
League of Minnesota Cities	403	10.5%	42
<b>Total for Entity</b>	<b>\$403</b>		<b>\$42</b>
<b>City of Grand Marais</b>			
Coalition of Greater Minnesota Cities	1,925	75.7%	1,457
<b>Total for Entity</b>	<b>\$1,925</b>		<b>\$1,457</b>
<b>City of Grand Meadow</b>			
League of Minnesota Cities	1,208	10.5%	127
<b>Total for Entity</b>	<b>\$1,208</b>		<b>\$127</b>
<b>City of Grand Rapids</b>			
Coalition of Greater Minnesota Cities	14,392	75.7%	10,895
League of Minnesota Cities	8,957	10.5%	940
Minnesota Environmental Science & Economic Review Board	2,589	39.2%	1,015
Range Association of Municipalities and Schools	950	45.0%	428
<b>Total for Entity</b>	<b>\$26,888</b>		<b>\$13,278</b>
<b>City of Granite Falls</b>			
Coalition of Greater Minnesota Cities	5,232	75.7%	3,961
Coalition of Utility Cities	1,439	78.1%	1,124
League of Minnesota Cities	2,792	10.5%	293
Minnesota Environmental Science & Economic Review Board	980	39.2%	384
<b>Total for Entity</b>	<b>\$10,443</b>		<b>\$5,762</b>
<b>City of Grant</b>			
League of Minnesota Cities	4,045	10.5%	425
<b>Total for Entity</b>	<b>\$4,045</b>		<b>\$425</b>
<b>City of Grasston</b>			
League of Minnesota Cities	355	10.5%	37
<b>Total for Entity</b>	<b>\$355</b>		<b>\$37</b>

**Table 5**  
**2013 Lobbying Expenditures Paid With Association Dues**  
**Listed by Entity**

<b>Name of Entity (County)</b> <b>Association Name</b>	<b>Total Local Government Dues</b>	<b>Proportion of Dues Used for Lobbying</b>	<b>Total Dues Used for Lobbying</b>
<b>City of Green Isle</b>			
League of Minnesota Cities	649	10.5%	68
<b>Total for Entity</b>	<b>\$649</b>		<b>\$68</b>
<b>City of Greenbush</b>			
League of Minnesota Cities	799	10.5%	84
Minnesota Association of Small Cities	444	75.0%	333
<b>Total for Entity</b>	<b>\$1,243</b>		<b>\$417</b>
<b>City of Greenfield</b>			
League of Minnesota Cities	2,766	10.5%	290
<b>Total for Entity</b>	<b>\$2,766</b>		<b>\$290</b>
<b>City of Greenwald</b>			
League of Minnesota Cities	355	10.5%	37
<b>Total for Entity</b>	<b>\$355</b>		<b>\$37</b>
<b>City of Greenwood</b>			
League of Minnesota Cities	779	10.5%	82
<b>Total for Entity</b>	<b>\$779</b>		<b>\$82</b>
<b>City of Grey Eagle</b>			
League of Minnesota Cities	445	10.5%	47
<b>Total for Entity</b>	<b>\$445</b>		<b>\$47</b>
<b>City of Grove City</b>			
League of Minnesota Cities	716	10.5%	75
Minnesota Association of Small Cities	406	75.0%	304
<b>Total for Entity</b>	<b>\$1,122</b>		<b>\$379</b>
<b>City of Grygla</b>			
League of Minnesota Cities	355	10.5%	37
Minnesota Association of Small Cities	219	75.0%	164
<b>Total for Entity</b>	<b>\$574</b>		<b>\$201</b>
<b>City of Gully</b>			
League of Minnesota Cities	355	10.5%	37
<b>Total for Entity</b>	<b>\$355</b>		<b>\$37</b>

**Table 5**  
**2013 Lobbying Expenditures Paid With Association Dues**  
**Listed by Entity**

<b>Name of Entity (County)</b> <b>Association Name</b>	<b>Total Local Government Dues</b>	<b>Proportion of Dues Used for Lobbying</b>	<b>Total Dues Used for Lobbying</b>
<b>City of Hackensack</b>			
League of Minnesota Cities	419	10.5%	44
Minnesota Association of Small Cities	260	75.0%	195
<b>Total for Entity</b>	<b>\$679</b>		<b>\$239</b>
<b>City of Hadley</b>			
League of Minnesota Cities	355	10.5%	37
<b>Total for Entity</b>	<b>\$355</b>		<b>\$37</b>
<b>City of Hallock</b>			
League of Minnesota Cities	1,032	10.5%	108
<b>Total for Entity</b>	<b>\$1,032</b>		<b>\$108</b>
<b>City of Halstad</b>			
League of Minnesota Cities	674	10.5%	71
<b>Total for Entity</b>	<b>\$674</b>		<b>\$71</b>
<b>City of Ham Lake</b>			
League of Minnesota Cities	12,218	10.5%	1,283
<b>Total for Entity</b>	<b>\$12,218</b>		<b>\$1,283</b>
<b>City of Hamburg</b>			
League of Minnesota Cities	610	10.5%	64
Minnesota Association of Small Cities	351	75.0%	263
<b>Total for Entity</b>	<b>\$961</b>		<b>\$327</b>
<b>City of Hammond</b>			
League of Minnesota Cities	355	10.5%	37
<b>Total for Entity</b>	<b>\$355</b>		<b>\$37</b>
<b>City of Hampton</b>			
League of Minnesota Cities	773	10.5%	81
<b>Total for Entity</b>	<b>\$773</b>		<b>\$81</b>
<b>City of Hancock</b>			
League of Minnesota Cities	835	10.5%	88
Minnesota Association of Small Cities	464	75.0%	348
<b>Total for Entity</b>	<b>\$1,299</b>		<b>\$436</b>

**Table 5**  
**2013 Lobbying Expenditures Paid With Association Dues**  
**Listed by Entity**

<b>Name of Entity (County)</b> <b>Association Name</b>	<b>Total Local Government Dues</b>	<b>Proportion of Dues Used for Lobbying</b>	<b>Total Dues Used for Lobbying</b>
<b>City of Hanley Falls</b>			
League of Minnesota Cities	401	10.5%	42
<b>Total for Entity</b>	<b>\$401</b>		<b>\$42</b>
<b>City of Hanover</b>			
Association of Metropolitan Municipalities	150	39.4%	59
League of Minnesota Cities	2,920	10.5%	307
Minnesota Association of Small Cities	1,522	75.0%	1,142
<b>Total for Entity</b>	<b>\$4,592</b>		<b>\$1,508</b>
<b>City of Hanska</b>			
League of Minnesota Cities	493	10.5%	52
Minnesota Association of Small Cities	299	75.0%	224
<b>Total for Entity</b>	<b>\$792</b>		<b>\$276</b>
<b>City of Harding</b>			
League of Minnesota Cities	355	10.5%	37
<b>Total for Entity</b>	<b>\$355</b>		<b>\$37</b>
<b>City of Hardwick</b>			
League of Minnesota Cities	355	10.5%	37
Minnesota Association of Small Cities	209	75.0%	157
<b>Total for Entity</b>	<b>\$564</b>		<b>\$194</b>
<b>City of Harmony</b>			
League of Minnesota Cities	1,077	10.5%	113
Minnesota Association of Small Cities	636	75.0%	477
<b>Total for Entity</b>	<b>\$1,713</b>		<b>\$590</b>
<b>City of Harris</b>			
League of Minnesota Cities	1,179	10.5%	124
<b>Total for Entity</b>	<b>\$1,179</b>		<b>\$124</b>
<b>City of Hartland</b>			
League of Minnesota Cities	417	10.5%	44
Minnesota Association of Small Cities	262	75.0%	196
<b>Total for Entity</b>	<b>\$679</b>		<b>\$240</b>

**Table 5**  
**2013 Lobbying Expenditures Paid With Association Dues**  
**Listed by Entity**

<b>Name of Entity (County)</b> <b>Association Name</b>	<b>Total Local Government Dues</b>	<b>Proportion of Dues Used for Lobbying</b>	<b>Total Dues Used for Lobbying</b>
<b>City of Hastings</b>			
Association of Metropolitan Municipalities	7,562	39.4%	2,979
League of Minnesota Cities	16,109	10.5%	1,691
<b>Total for Entity</b>	<b>\$23,671</b>		<b>\$4,670</b>
<b>City of Hatfield</b>			
League of Minnesota Cities	700	10.5%	74
<b>Total for Entity</b>	<b>\$700</b>		<b>\$74</b>
<b>City of Hawley</b>			
Coalition of Greater Minnesota Cities	3,398	75.7%	2,572
League of Minnesota Cities	2,089	10.5%	219
Minnesota Association of Small Cities	1,130	75.0%	848
<b>Total for Entity</b>	<b>\$6,617</b>		<b>\$3,639</b>
<b>City of Hayfield</b>			
League of Minnesota Cities	1,383	10.5%	145
Minnesota Association of Small Cities	755	75.0%	566
<b>Total for Entity</b>	<b>\$2,138</b>		<b>\$711</b>
<b>City of Hayward</b>			
League of Minnesota Cities	360	10.5%	38
<b>Total for Entity</b>	<b>\$360</b>		<b>\$38</b>
<b>City of Hazel Run</b>			
League of Minnesota Cities	355	10.5%	37
<b>Total for Entity</b>	<b>\$355</b>		<b>\$37</b>
<b>City of Hector</b>			
League of Minnesota Cities	1,182	10.5%	124
<b>Total for Entity</b>	<b>\$1,182</b>		<b>\$124</b>
<b>City of Heidelberg</b>			
League of Minnesota Cities	355	10.5%	37
<b>Total for Entity</b>	<b>\$355</b>		<b>\$37</b>
<b>City of Henderson</b>			
League of Minnesota Cities	958	10.5%	101
<b>Total for Entity</b>	<b>\$958</b>		<b>\$101</b>

**Table 5**  
**2013 Lobbying Expenditures Paid With Association Dues**  
**Listed by Entity**

<b>Name of Entity (County)</b> <b>Association Name</b>	<b>Total Local Government Dues</b>	<b>Proportion of Dues Used for Lobbying</b>	<b>Total Dues Used for Lobbying</b>
<b>City of Hendricks</b>			
League of Minnesota Cities	788	10.5%	83
Minnesota Association of Small Cities	441	75.0%	331
<b>Total for Entity</b>	<b>\$1,229</b>		<b>\$414</b>
<b>City of Hendrum</b>			
Minnesota Association of Small Cities	258	75.0%	194
<b>Total for Entity</b>	<b>\$258</b>		<b>\$194</b>
<b>City of Henning</b>			
League of Minnesota Cities	875	10.5%	92
<b>Total for Entity</b>	<b>\$875</b>		<b>\$92</b>
<b>City of Henriette</b>			
League of Minnesota Cities	355	10.5%	37
Minnesota Association of Small Cities	151	75.0%	113
<b>Total for Entity</b>	<b>\$506</b>		<b>\$150</b>
<b>City of Herman</b>			
League of Minnesota Cities	534	10.5%	56
<b>Total for Entity</b>	<b>\$534</b>		<b>\$56</b>
<b>City of Heron Lake</b>			
League of Minnesota Cities	773	10.5%	81
<b>Total for Entity</b>	<b>\$773</b>		<b>\$81</b>
<b>City of Hewitt</b>			
League of Minnesota Cities	368	10.5%	39
Minnesota Association of Small Cities	240	75.0%	180
<b>Total for Entity</b>	<b>\$608</b>		<b>\$219</b>
<b>City of Hibbing</b>			
League of Minnesota Cities	12,764	10.5%	1,340
Range Association of Municipalities and Schools	1,200	45.0%	540
<b>Total for Entity</b>	<b>\$13,964</b>		<b>\$1,880</b>



**Table 5**  
**2013 Lobbying Expenditures Paid With Association Dues**  
**Listed by Entity**

<b>Name of Entity (County)</b> <b>Association Name</b>	<b>Total Local Government Dues</b>	<b>Proportion of Dues Used for Lobbying</b>	<b>Total Dues Used for Lobbying</b>
<b>City of Hill City</b>			
League of Minnesota Cities	722	10.5%	76
Minnesota Association of Small Cities	405	75.0%	304
<b>Total for Entity</b>	<b>\$1,127</b>		<b>\$380</b>
<b>City of Hills</b>			
League of Minnesota Cities	765	10.5%	80
<b>Total for Entity</b>	<b>\$765</b>		<b>\$80</b>
<b>City of Hilltop</b>			
League of Minnesota Cities	832	10.5%	87
<b>Total for Entity</b>	<b>\$832</b>		<b>\$87</b>
<b>City of Hinckley</b>			
Coalition of Greater Minnesota Cities	3,088	75.7%	2,338
League of Minnesota Cities	1,810	10.5%	190
Minnesota Association of Small Cities	960	75.0%	720
<b>Total for Entity</b>	<b>\$5,858</b>		<b>\$3,248</b>
<b>City of Hitterdal</b>			
League of Minnesota Cities	355	10.5%	37
Minnesota Association of Small Cities	210	75.0%	158
<b>Total for Entity</b>	<b>\$565</b>		<b>\$195</b>
<b>City of Hoffman</b>			
League of Minnesota Cities	1,507	10.5%	158
Minnesota Association of Small Cities	426	75.0%	320
<b>Total for Entity</b>	<b>\$1,933</b>		<b>\$478</b>
<b>City of Hokah</b>			
League of Minnesota Cities	661	10.5%	69
<b>Total for Entity</b>	<b>\$661</b>		<b>\$69</b>
<b>City of Holdingford</b>			
League of Minnesota Cities	792	10.5%	83
Minnesota Association of Small Cities	438	75.0%	328
<b>Total for Entity</b>	<b>\$1,230</b>		<b>\$411</b>

**Table 5**  
**2013 Lobbying Expenditures Paid With Association Dues**  
**Listed by Entity**

<b>Name of Entity (County)</b> <b>Association Name</b>	<b>Total Local Government Dues</b>	<b>Proportion of Dues Used for Lobbying</b>	<b>Total Dues Used for Lobbying</b>
<b>City of Holland</b>			
League of Minnesota Cities	355	10.5%	37
<b>Total for Entity</b>	<b>\$355</b>		<b>\$37</b>
<b>City of Hollandale</b>			
League of Minnesota Cities	406	10.5%	43
Minnesota Association of Small Cities	256	75.0%	192
<b>Total for Entity</b>	<b>\$662</b>		<b>\$235</b>
<b>City of Holloway</b>			
League of Minnesota Cities	355	10.5%	37
<b>Total for Entity</b>	<b>\$355</b>		<b>\$37</b>
<b>City of Holt</b>			
Minnesota Association of Small Cities	162	75.0%	122
<b>Total for Entity</b>	<b>\$162</b>		<b>\$122</b>
<b>City of Hopkins</b>			
Association of Metropolitan Municipalities	6,416	39.4%	2,528
League of Minnesota Cities	13,835	10.5%	1,453
<b>Total for Entity</b>	<b>\$20,251</b>		<b>\$3,981</b>
<b>City of Houston</b>			
League of Minnesota Cities	1,046	10.5%	110
Minnesota Association of Small Cities	561	75.0%	421
<b>Total for Entity</b>	<b>\$1,607</b>		<b>\$531</b>
<b>City of Howard Lake</b>			
League of Minnesota Cities	1,997	10.5%	210
<b>Total for Entity</b>	<b>\$1,997</b>		<b>\$210</b>
<b>City of Hoyt Lakes</b>			
Coalition of Greater Minnesota Cities	3,329	75.7%	2,520
Coalition of Utility Cities	2,438	78.1%	1,904
League of Minnesota Cities	2,020	10.5%	212
Minnesota Association of Small Cities	1,108	75.0%	831
Range Association of Municipalities and Schools	700	45.0%	315
<b>Total for Entity</b>	<b>\$9,595</b>		<b>\$5,782</b>

**Table 5**  
**2013 Lobbying Expenditures Paid With Association Dues**  
**Listed by Entity**

<b>Name of Entity (County)</b> <b>Association Name</b>	<b>Total Local Government Dues</b>	<b>Proportion of Dues Used for Lobbying</b>	<b>Total Dues Used for Lobbying</b>
<b>City of Hugo</b>			
Association of Metropolitan Municipalities	5,105	39.4%	2,011
League of Minnesota Cities	11,093	10.5%	1,165
<b>Total for Entity</b>	<b>\$16,198</b>		<b>\$3,176</b>
<b>City of Humboldt</b>			
League of Minnesota Cities	355	10.5%	37
Minnesota Association of Small Cities	140	75.0%	105
<b>Total for Entity</b>	<b>\$495</b>		<b>\$142</b>
<b>City of Hutchinson</b>			
Coalition of Greater Minnesota Cities	24,535	75.7%	18,573
Minnesota Environmental Science & Economic Review Board	3,756	39.2%	1,472
<b>Total for Entity</b>	<b>\$28,291</b>		<b>\$20,045</b>
<b>City of Ihlen</b>			
League of Minnesota Cities	700	10.5%	74
<b>Total for Entity</b>	<b>\$700</b>		<b>\$74</b>
<b>City of Independence</b>			
Association of Metropolitan Municipalities	1,609	39.4%	634
League of Minnesota Cities	6,894	10.5%	724
<b>Total for Entity</b>	<b>\$8,503</b>		<b>\$1,358</b>
<b>City of International Falls</b>			
Coalition of Greater Minnesota Cities	10,094	75.7%	7,641
League of Minnesota Cities	5,888	10.5%	618
<b>Total for Entity</b>	<b>\$15,982</b>		<b>\$8,259</b>
<b>City of Inver Grove Heights</b>			
Association of Metropolitan Municipalities	9,751	39.4%	3,842
League of Minnesota Cities	20,808	10.5%	2,185
Municipal Legislative Commission	8,444	84.3%	7,118
<b>Total for Entity</b>	<b>\$39,003</b>		<b>\$13,145</b>
<b>City of Iona</b>			
League of Minnesota Cities	355	10.5%	37
<b>Total for Entity</b>	<b>\$355</b>		<b>\$37</b>

**Table 5**  
**2013 Lobbying Expenditures Paid With Association Dues**  
**Listed by Entity**

<b>Name of Entity (County)</b> <b>Association Name</b>	<b>Total Local Government Dues</b>	<b>Proportion of Dues Used for Lobbying</b>	<b>Total Dues Used for Lobbying</b>
<b>City of Iron Junction</b>			
League of Minnesota Cities	355	10.5%	37
Minnesota Association of Small Cities	159	75.0%	119
<b>Total for Entity</b>	<b>\$514</b>		<b>\$156</b>
<b>City of Ironton</b>			
League of Minnesota Cities	666	10.5%	70
<b>Total for Entity</b>	<b>\$666</b>		<b>\$70</b>
<b>City of Isanti</b>			
League of Minnesota Cities	5,100	10.5%	536
<b>Total for Entity</b>	<b>\$5,100</b>		<b>\$536</b>
<b>City of Isle</b>			
League of Minnesota Cities	839	10.5%	88
Minnesota Association of Small Cities	474	75.0%	356
<b>Total for Entity</b>	<b>\$1,313</b>		<b>\$444</b>
<b>City of Ivanhoe</b>			
League of Minnesota Cities	644	10.5%	68
Minnesota Association of Small Cities	372	75.0%	279
<b>Total for Entity</b>	<b>\$1,016</b>		<b>\$347</b>
<b>City of Jackson</b>			
League of Minnesota Cities	3,272	10.5%	344
<b>Total for Entity</b>	<b>\$3,272</b>		<b>\$344</b>
<b>City of Janesville</b>			
Coalition of Greater Minnesota Cities	3,617	75.7%	2,738
Highway 14 Partnership	700	100.0%	700
<b>Total for Entity</b>	<b>\$4,317</b>		<b>\$3,438</b>
<b>City of Jasper</b>			
League of Minnesota Cities	709	10.5%	74
Minnesota Association of Small Cities	405	75.0%	304
<b>Total for Entity</b>	<b>\$1,114</b>		<b>\$378</b>

**Table 5**  
**2013 Lobbying Expenditures Paid With Association Dues**  
**Listed by Entity**

<b>Name of Entity (County) Association Name</b>	<b>Total Local Government Dues</b>	<b>Proportion of Dues Used for Lobbying</b>	<b>Total Dues Used for Lobbying</b>
<b>City of Jeffers</b>			
League of Minnesota Cities	465	10.5%	49
Minnesota Association of Small Cities	286	75.0%	214
<b>Total for Entity</b>	<b>\$751</b>		<b>\$263</b>
<b>City of Jenkins</b>			
League of Minnesota Cities	536	10.5%	56
<b>Total for Entity</b>	<b>\$536</b>		<b>\$56</b>
<b>City of Jordan</b>			
Association of Metropolitan Municipalities	2,441	39.4%	962
League of Minnesota Cities	5,413	10.5%	568
<b>Total for Entity</b>	<b>\$7,854</b>		<b>\$1,530</b>
<b>City of Kandiyohi</b>			
League of Minnesota Cities	581	10.5%	61
Minnesota Association of Small Cities	341	75.0%	256
<b>Total for Entity</b>	<b>\$922</b>		<b>\$317</b>
<b>City of Karlstad</b>			
League of Minnesota Cities	831	10.5%	87
<b>Total for Entity</b>	<b>\$831</b>		<b>\$87</b>
<b>City of Kasota</b>			
League of Minnesota Cities	753	10.5%	79
<b>Total for Entity</b>	<b>\$753</b>		<b>\$79</b>
<b>City of Kasson</b>			
League of Minnesota Cities	5,601	10.5%	588
<b>Total for Entity</b>	<b>\$5,601</b>		<b>\$588</b>
<b>City of Keewatin</b>			
League of Minnesota Cities	1,128	10.5%	118
<b>Total for Entity</b>	<b>\$1,128</b>		<b>\$118</b>
<b>City of Kelliher</b>			
League of Minnesota Cities	374	10.5%	39
Minnesota Association of Small Cities	238	75.0%	178
<b>Total for Entity</b>	<b>\$612</b>		<b>\$217</b>

**Table 5**  
**2013 Lobbying Expenditures Paid With Association Dues**  
**Listed by Entity**

<b>Name of Entity (County)</b> <b>Association Name</b>	<b>Total Local Government Dues</b>	<b>Proportion of Dues Used for Lobbying</b>	<b>Total Dues Used for Lobbying</b>
<b>City of Kellogg</b>			
League of Minnesota Cities	542	10.5%	57
Minnesota Association of Small Cities	205	75.0%	154
<b>Total for Entity</b>	<b>\$747</b>		<b>\$211</b>
<b>City of Kennedy</b>			
League of Minnesota Cities	355	10.5%	37
Minnesota Association of Small Cities	209	75.0%	157
<b>Total for Entity</b>	<b>\$564</b>		<b>\$194</b>
<b>City of Kenneth</b>			
League of Minnesota Cities	355	10.5%	37
<b>Total for Entity</b>	<b>\$355</b>		<b>\$37</b>
<b>City of Kensington</b>			
League of Minnesota Cities	395	10.5%	41
<b>Total for Entity</b>	<b>\$395</b>		<b>\$41</b>
<b>City of Kent</b>			
League of Minnesota Cities	700	10.5%	74
<b>Total for Entity</b>	<b>\$700</b>		<b>\$74</b>
<b>City of Kenyon</b>			
League of Minnesota Cities	1,831	10.5%	192
<b>Total for Entity</b>	<b>\$1,831</b>		<b>\$192</b>
<b>City of Kerkhoven</b>			
League of Minnesota Cities	825	10.5%	87
<b>Total for Entity</b>	<b>\$825</b>		<b>\$87</b>
<b>City of Kerrick</b>			
League of Minnesota Cities	355	10.5%	37
<b>Total for Entity</b>	<b>\$355</b>		<b>\$37</b>
<b>City of Kettle River</b>			
League of Minnesota Cities	700	10.5%	74
Minnesota Association of Small Cities	201	75.0%	151
<b>Total for Entity</b>	<b>\$901</b>		<b>\$225</b>

**Table 5**  
**2013 Lobbying Expenditures Paid With Association Dues**  
**Listed by Entity**

<b>Name of Entity (County)</b> <b>Association Name</b>	<b>Total Local Government Dues</b>	<b>Proportion of Dues Used for Lobbying</b>	<b>Total Dues Used for Lobbying</b>
<b>City of Kiester</b>			
League of Minnesota Cities	585	10.5%	61
Minnesota Association of Small Cities	346	75.0%	260
<b>Total for Entity</b>	<b>\$931</b>		<b>\$321</b>
<b>City of Kilkenny</b>			
League of Minnesota Cities	355	10.5%	37
Minnesota Association of Small Cities	174	75.0%	130
<b>Total for Entity</b>	<b>\$529</b>		<b>\$167</b>
<b>City of Kimball</b>			
League of Minnesota Cities	848	10.5%	89
<b>Total for Entity</b>	<b>\$848</b>		<b>\$89</b>
<b>City of Kingston</b>			
League of Minnesota Cities	355	10.5%	37
<b>Total for Entity</b>	<b>\$355</b>		<b>\$37</b>
<b>City of Kinney</b>			
League of Minnesota Cities	355	10.5%	37
Minnesota Association of Small Cities	197	75.0%	148
Range Association of Municipalities and Schools	450	45.0%	202
<b>Total for Entity</b>	<b>\$1,002</b>		<b>\$387</b>
<b>City of La Crescent</b>			
Coalition of Greater Minnesota Cities	7,277	75.7%	5,509
League of Minnesota Cities	4,690	10.5%	492
<b>Total for Entity</b>	<b>\$11,967</b>		<b>\$6,001</b>
<b>City of La Prairie</b>			
League of Minnesota Cities	746	10.5%	78
Minnesota Association of Small Cities	419	75.0%	314
<b>Total for Entity</b>	<b>\$1,165</b>		<b>\$392</b>
<b>City of La Salle</b>			
League of Minnesota Cities	355	10.5%	37
<b>Total for Entity</b>	<b>\$355</b>		<b>\$37</b>

**Table 5**  
**2013 Lobbying Expenditures Paid With Association Dues**  
**Listed by Entity**

<b>Name of Entity (County)</b> <b>Association Name</b>	<b>Total Local Government Dues</b>	<b>Proportion of Dues Used for Lobbying</b>	<b>Total Dues Used for Lobbying</b>
<b>City of Lake Benton</b>			
League of Minnesota Cities	758	10.5%	80
<b>Total for Entity</b>	<b>\$758</b>		<b>\$80</b>
<b>City of Lake Bronson</b>			
League of Minnesota Cities	355	10.5%	37
<b>Total for Entity</b>	<b>\$355</b>		<b>\$37</b>
<b>City of Lake City</b>			
League of Minnesota Cities	4,853	10.5%	510
<b>Total for Entity</b>	<b>\$4,853</b>		<b>\$510</b>
<b>City of Lake Crystal</b>			
League of Minnesota Cities	2,521	10.5%	265
Minnesota Association of Small Cities	1,347	75.0%	1,010
<b>Total for Entity</b>	<b>\$3,868</b>		<b>\$1,275</b>
<b>City of Lake Elmo</b>			
Association of Metropolitan Municipalities	3,381	39.4%	1,332
League of Minnesota Cities	14,075	10.5%	1,478
<b>Total for Entity</b>	<b>\$17,456</b>		<b>\$2,810</b>
<b>City of Lake Henry</b>			
League of Minnesota Cities	355	10.5%	37
<b>Total for Entity</b>	<b>\$355</b>		<b>\$37</b>
<b>City of Lake Lillian</b>			
League of Minnesota Cities	355	10.5%	37
Minnesota Association of Small Cities	227	75.0%	170
<b>Total for Entity</b>	<b>\$582</b>		<b>\$207</b>
<b>City of Lake Park</b>			
League of Minnesota Cities	865	10.5%	91
<b>Total for Entity</b>	<b>\$865</b>		<b>\$91</b>
<b>City of Lake Saint Croix Beach</b>			
Association of Metropolitan Municipalities	523	39.4%	206
League of Minnesota Cities	1,116	10.5%	117
<b>Total for Entity</b>	<b>\$1,639</b>		<b>\$323</b>



**Table 5**  
**2013 Lobbying Expenditures Paid With Association Dues**  
**Listed by Entity**

<b>Name of Entity (County)</b> <b>Association Name</b>	<b>Total Local Government Dues</b>	<b>Proportion of Dues Used for Lobbying</b>	<b>Total Dues Used for Lobbying</b>
<b>City of Lake Shore</b>			
League of Minnesota Cities	1,075	10.5%	113
Minnesota Association of Small Cities	602	75.0%	452
<b>Total for Entity</b>	<b>\$1,677</b>		<b>\$565</b>
<b>City of Lakefield</b>			
League of Minnesota Cities	1,728	10.5%	181
<b>Total for Entity</b>	<b>\$1,728</b>		<b>\$181</b>
<b>City of Lakeland</b>			
League of Minnesota Cities	1,820	10.5%	191
<b>Total for Entity</b>	<b>\$1,820</b>		<b>\$191</b>
<b>City of Lakeland Shores</b>			
League of Minnesota Cities	416	10.5%	44
Minnesota Association of Small Cities	260	75.0%	195
<b>Total for Entity</b>	<b>\$676</b>		<b>\$239</b>
<b>City of Lakeville</b>			
League of Minnesota Cities	27,873	10.5%	2,927
Municipal Legislative Commission	10,500	84.3%	8,852
<b>Total for Entity</b>	<b>\$38,373</b>		<b>\$11,779</b>
<b>City of Lamberton</b>			
League of Minnesota Cities	896	10.5%	94
Minnesota Association of Small Cities	491	75.0%	368
<b>Total for Entity</b>	<b>\$1,387</b>		<b>\$462</b>
<b>City of Lancaster</b>			
League of Minnesota Cities	439	10.5%	46
<b>Total for Entity</b>	<b>\$439</b>		<b>\$46</b>
<b>City of Landfall</b>			
League of Minnesota Cities	802	10.5%	84
<b>Total for Entity</b>	<b>\$802</b>		<b>\$84</b>
<b>City of Lanesboro</b>			
League of Minnesota Cities	830	10.5%	87
<b>Total for Entity</b>	<b>\$830</b>		<b>\$87</b>

**Table 5**  
**2013 Lobbying Expenditures Paid With Association Dues**  
**Listed by Entity**

<b>Name of Entity (County)</b> <b>Association Name</b>	<b>Total Local Government Dues</b>	<b>Proportion of Dues Used for Lobbying</b>	<b>Total Dues Used for Lobbying</b>
<b>City of Laporte</b>			
League of Minnesota Cities	700	10.5%	74
<b>Total for Entity</b>	<b>\$700</b>		<b>\$74</b>
<b>City of Lastrup</b>			
League of Minnesota Cities	355	10.5%	37
<b>Total for Entity</b>	<b>\$355</b>		<b>\$37</b>
<b>City of Lauderdale</b>			
Association of Metropolitan Municipalities	1,111	39.4%	438
League of Minnesota Cities	2,402	10.5%	252
<b>Total for Entity</b>	<b>\$3,513</b>		<b>\$690</b>
<b>City of Le Center</b>			
League of Minnesota Cities	2,474	10.5%	260
<b>Total for Entity</b>	<b>\$2,474</b>		<b>\$260</b>
<b>City of Le Sueur</b>			
Coalition of Greater Minnesota Cities	6,619	75.7%	5,011
League of Minnesota Cities	3,924	10.5%	412
Minnesota Environmental Science & Economic Review Board	1,169	39.2%	458
<b>Total for Entity</b>	<b>\$11,712</b>		<b>\$5,881</b>
<b>City of Lengby</b>			
League of Minnesota Cities	345	10.5%	36
Minnesota Association of Small Cities	159	75.0%	119
<b>Total for Entity</b>	<b>\$504</b>		<b>\$155</b>
<b>City of Leonard</b>			
League of Minnesota Cities	355	10.5%	37
<b>Total for Entity</b>	<b>\$355</b>		<b>\$37</b>
<b>City of Leonidas</b>			
League of Minnesota Cities	355	10.5%	37
<b>Total for Entity</b>	<b>\$355</b>		<b>\$37</b>
<b>City of LeRoy</b>			
League of Minnesota Cities	1,003	10.5%	105
<b>Total for Entity</b>	<b>\$1,003</b>		<b>\$105</b>

**Table 5**  
**2013 Lobbying Expenditures Paid With Association Dues**  
**Listed by Entity**

<b>Name of Entity (County)</b> <b>Association Name</b>	<b>Total Local Government Dues</b>	<b>Proportion of Dues Used for Lobbying</b>	<b>Total Dues Used for Lobbying</b>
<b>City of Lester Prairie</b>			
League of Minnesota Cities	1,726	10.5%	181
<b>Total for Entity</b>	<b>\$1,726</b>		<b>\$181</b>
<b>City of Lewiston</b>			
League of Minnesota Cities	1,640	10.5%	172
Minnesota Association of Small Cities	879	75.0%	659
<b>Total for Entity</b>	<b>\$2,519</b>		<b>\$831</b>
<b>City of Lewisville</b>			
League of Minnesota Cities	703	10.5%	74
<b>Total for Entity</b>	<b>\$703</b>		<b>\$74</b>
<b>City of Lexington</b>			
League of Minnesota Cities	2,014	10.5%	211
North Metro I-35W Corridor Coalition	717	93.0%	667
North Metro Mayors Association	2,080	65.0%	1,352
<b>Total for Entity</b>	<b>\$4,811</b>		<b>\$2,230</b>
<b>City of Lilydale</b>			
Association of Metropolitan Municipalities	335	39.4%	132
League of Minnesota Cities	850	10.5%	89
<b>Total for Entity</b>	<b>\$1,185</b>		<b>\$221</b>
<b>City of Lindstrom</b>			
League of Minnesota Cities	4,283	10.5%	450
<b>Total for Entity</b>	<b>\$4,283</b>		<b>\$450</b>
<b>City of Lino Lakes</b>			
League of Minnesota Cities	15,429	10.5%	1,620
<b>Total for Entity</b>	<b>\$15,429</b>		<b>\$1,620</b>
<b>City of Lismore</b>			
League of Minnesota Cities	355	10.5%	37
Minnesota Association of Small Cities	222	75.0%	166
<b>Total for Entity</b>	<b>\$577</b>		<b>\$203</b>

**Table 5**  
**2013 Lobbying Expenditures Paid With Association Dues**  
**Listed by Entity**

<b>Name of Entity (County)</b> <b>Association Name</b>	<b>Total Local Government Dues</b>	<b>Proportion of Dues Used for Lobbying</b>	<b>Total Dues Used for Lobbying</b>
<b>City of Litchfield</b>			
Coalition of Greater Minnesota Cities	9,542	75.7%	7,223
League of Minnesota Cities	6,112	10.5%	642
<b>Total for Entity</b>	<b>\$15,654</b>		<b>\$7,865</b>
<b>City of Little Canada</b>			
League of Minnesota Cities	8,644	10.5%	908
<b>Total for Entity</b>	<b>\$8,644</b>		<b>\$908</b>
<b>City of Little Falls</b>			
Coalition of Greater Minnesota Cities	5,798	75.7%	4,389
League of Minnesota Cities	7,361	10.5%	773
Minnesota Environmental Science & Economic Review Board	1,915	39.2%	751
<b>Total for Entity</b>	<b>\$15,074</b>		<b>\$5,913</b>
<b>City of Littlefork</b>			
League of Minnesota Cities	729	10.5%	77
<b>Total for Entity</b>	<b>\$729</b>		<b>\$77</b>
<b>City of Long Beach</b>			
League of Minnesota Cities	437	10.5%	46
<b>Total for Entity</b>	<b>\$437</b>		<b>\$46</b>
<b>City of Long Lake</b>			
Association of Metropolitan Municipalities	840	39.4%	331
League of Minnesota Cities	1,811	10.5%	190
<b>Total for Entity</b>	<b>\$2,651</b>		<b>\$521</b>
<b>City of Long Prairie</b>			
League of Minnesota Cities	3,354	10.5%	352
<b>Total for Entity</b>	<b>\$3,354</b>		<b>\$352</b>
<b>City of Longville</b>			
League of Minnesota Cities	355	10.5%	37
Minnesota Association of Small Cities	191	75.0%	143
<b>Total for Entity</b>	<b>\$546</b>		<b>\$180</b>

**Table 5**  
**2013 Lobbying Expenditures Paid With Association Dues**  
**Listed by Entity**

<b>Name of Entity (County)</b> <b>Association Name</b>	<b>Total Local Government Dues</b>	<b>Proportion of Dues Used for Lobbying</b>	<b>Total Dues Used for Lobbying</b>
<b>City of Lonsdale</b>			
League of Minnesota Cities	3,661	10.5%	384
<b>Total for Entity</b>	<b>\$3,661</b>		<b>\$384</b>
<b>City of Loretto</b>			
League of Minnesota Cities	742	10.5%	78
Minnesota Association of Small Cities	412	75.0%	309
<b>Total for Entity</b>	<b>\$1,154</b>		<b>\$387</b>
<b>City of Lowry</b>			
League of Minnesota Cities	402	10.5%	42
<b>Total for Entity</b>	<b>\$402</b>		<b>\$42</b>
<b>City of Lucan</b>			
League of Minnesota Cities	355	10.5%	37
Minnesota Association of Small Cities	206	75.0%	154
<b>Total for Entity</b>	<b>\$561</b>		<b>\$191</b>
<b>City of Luverne</b>			
Coalition of Greater Minnesota Cities	7,421	75.7%	5,618
Minnesota Environmental Science & Economic Review Board	1,511	39.2%	592
<b>Total for Entity</b>	<b>\$8,932</b>		<b>\$6,210</b>
<b>City of Lyle</b>			
League of Minnesota Cities	643	10.5%	68
Minnesota Association of Small Cities	368	75.0%	276
<b>Total for Entity</b>	<b>\$1,011</b>		<b>\$344</b>
<b>City of Lynd</b>			
League of Minnesota Cities	544	10.5%	57
Minnesota Association of Small Cities	322	75.0%	242
<b>Total for Entity</b>	<b>\$866</b>		<b>\$299</b>
<b>City of Mabel</b>			
League of Minnesota Cities	853	10.5%	90
Minnesota Association of Small Cities	456	75.0%	342
<b>Total for Entity</b>	<b>\$1,309</b>		<b>\$432</b>

**Table 5**  
**2013 Lobbying Expenditures Paid With Association Dues**  
**Listed by Entity**

<b>Name of Entity (County)</b> <b>Association Name</b>	<b>Total Local Government Dues</b>	<b>Proportion of Dues Used for Lobbying</b>	<b>Total Dues Used for Lobbying</b>
<b>City of Madelia</b>			
League of Minnesota Cities	2,301	10.5%	242
Minnesota Association of Small Cities	1,239	75.0%	929
<b>Total for Entity</b>	<b>\$3,540</b>		<b>\$1,171</b>
<b>City of Madison</b>			
League of Minnesota Cities	1,553	10.5%	163
<b>Total for Entity</b>	<b>\$1,553</b>		<b>\$163</b>
<b>City of Madison Lake</b>			
League of Minnesota Cities	1,112	10.5%	117
Minnesota Association of Small Cities	538	75.0%	404
<b>Total for Entity</b>	<b>\$1,650</b>		<b>\$521</b>
<b>City of Magnolia</b>			
League of Minnesota Cities	355	10.5%	37
<b>Total for Entity</b>	<b>\$355</b>		<b>\$37</b>
<b>City of Mahanomen</b>			
League of Minnesota Cities	1,271	10.5%	133
Minnesota Association of Small Cities	690	75.0%	518
<b>Total for Entity</b>	<b>\$1,961</b>		<b>\$651</b>
<b>City of Mahtomedi</b>			
Association of Metropolitan Municipalities	3,239	39.4%	1,276
League of Minnesota Cities	6,887	10.5%	723
<b>Total for Entity</b>	<b>\$10,126</b>		<b>\$1,999</b>
<b>City of Manchester</b>			
League of Minnesota Cities	355	10.5%	37
<b>Total for Entity</b>	<b>\$355</b>		<b>\$37</b>
<b>City of Manhattan Beach</b>			
League of Minnesota Cities	355	10.5%	37
<b>Total for Entity</b>	<b>\$355</b>		<b>\$37</b>

**Table 5**  
**2013 Lobbying Expenditures Paid With Association Dues**  
**Listed by Entity**

<b>Name of Entity (County)</b> <b>Association Name</b>	<b>Total Local Government Dues</b>	<b>Proportion of Dues Used for Lobbying</b>	<b>Total Dues Used for Lobbying</b>
<b>City of Mankato</b>			
Coalition of Greater Minnesota Cities	73,850	75.7%	55,904
Highway 14 Partnership	7,600	100.0%	7,600
League of Minnesota Cities	23,186	10.5%	2,435
Minnesota Environmental Science & Economic Review Board	11,672	39.2%	4,575
<b>Total for Entity</b>	<b>\$116,308</b>		<b>\$70,514</b>
<b>City of Mantorville</b>			
League of Minnesota Cities	1,255	10.5%	132
<b>Total for Entity</b>	<b>\$1,255</b>		<b>\$132</b>
<b>City of Maple Grove</b>			
League of Minnesota Cities	28,647	10.5%	3,008
Municipal Legislative Commission	10,500	84.3%	8,852
North Metro Crossing Coalition	23,800	100.0%	23,800
North Metro Mayors Association	34,512	65.0%	22,433
<b>Total for Entity</b>	<b>\$97,459</b>		<b>\$58,093</b>
<b>City of Maple Lake</b>			
League of Minnesota Cities	2,094	10.5%	220
<b>Total for Entity</b>	<b>\$2,094</b>		<b>\$220</b>
<b>City of Maple Plain</b>			
Association of Metropolitan Municipalities	840	39.4%	331
League of Minnesota Cities	1,802	10.5%	189
<b>Total for Entity</b>	<b>\$2,642</b>		<b>\$520</b>
<b>City of Mapleton</b>			
League of Minnesota Cities	1,783	10.5%	187
<b>Total for Entity</b>	<b>\$1,783</b>		<b>\$187</b>
<b>City of Maplevue</b>			
League of Minnesota Cities	355	10.5%	37
Minnesota Association of Small Cities	199	75.0%	149
<b>Total for Entity</b>	<b>\$554</b>		<b>\$186</b>

**Table 5**  
**2013 Lobbying Expenditures Paid With Association Dues**  
**Listed by Entity**

<b>Name of Entity (County)</b> <b>Association Name</b>	<b>Total Local Government Dues</b>	<b>Proportion of Dues Used for Lobbying</b>	<b>Total Dues Used for Lobbying</b>
<b>City of Maplewood</b>			
Association of Metropolitan Municipalities	10,525	39.4%	4,147
League of Minnesota Cities	22,742	10.5%	2,388
Municipal Legislative Commission	9,593	84.3%	8,087
<b>Total for Entity</b>	<b>\$42,860</b>		<b>\$14,622</b>
<b>City of Marble</b>			
League of Minnesota Cities	782	10.5%	82
Minnesota Association of Small Cities	217	75.0%	163
Range Association of Municipalities and Schools	450	45.0%	202
<b>Total for Entity</b>	<b>\$1,449</b>		<b>\$447</b>
<b>City of Marietta</b>			
League of Minnesota Cities	355	10.5%	37
<b>Total for Entity</b>	<b>\$355</b>		<b>\$37</b>
<b>City of Marine On Saint Croix</b>			
Association of Metropolitan Municipalities	363	39.4%	143
League of Minnesota Cities	777	10.5%	82
Minnesota Association of Small Cities	430	75.0%	322
<b>Total for Entity</b>	<b>\$1,570</b>		<b>\$547</b>
<b>City of Marshall</b>			
Coalition of Greater Minnesota Cities	23,709	75.7%	17,948
League of Minnesota Cities	11,014	10.5%	1,156
Minnesota Environmental Science & Economic Review Board	3,298	39.2%	1,293
<b>Total for Entity</b>	<b>\$38,021</b>		<b>\$20,397</b>
<b>City of Mayer</b>			
League of Minnesota Cities	1,783	10.5%	187
<b>Total for Entity</b>	<b>\$1,783</b>		<b>\$187</b>
<b>City of Maynard</b>			
League of Minnesota Cities	459	10.5%	48
<b>Total for Entity</b>	<b>\$459</b>		<b>\$48</b>



**Table 5**  
**2013 Lobbying Expenditures Paid With Association Dues**  
**Listed by Entity**

<b>Name of Entity (County)</b> <b>Association Name</b>	<b>Total Local Government Dues</b>	<b>Proportion of Dues Used for Lobbying</b>	<b>Total Dues Used for Lobbying</b>
<b>City of Mazeppa</b>			
League of Minnesota Cities	917	10.5%	96
Minnesota Association of Small Cities	499	75.0%	374
<b>Total for Entity</b>	<b>\$1,416</b>		<b>\$470</b>
<b>City of McGrath</b>			
League of Minnesota Cities	355	10.5%	37
<b>Total for Entity</b>	<b>\$355</b>		<b>\$37</b>
<b>City of McGregor</b>			
League of Minnesota Cities	491	10.5%	52
Minnesota Association of Small Cities	312	75.0%	234
<b>Total for Entity</b>	<b>\$803</b>		<b>\$286</b>
<b>City of McIntosh</b>			
League of Minnesota Cities	707	10.5%	74
Minnesota Association of Small Cities	402	75.0%	302
<b>Total for Entity</b>	<b>\$1,109</b>		<b>\$376</b>
<b>City of McKinley</b>			
League of Minnesota Cities	355	10.5%	37
<b>Total for Entity</b>	<b>\$355</b>		<b>\$37</b>
<b>City of Meadowlands</b>			
League of Minnesota Cities	355	10.5%	37
Minnesota Association of Small Cities	180	75.0%	135
<b>Total for Entity</b>	<b>\$535</b>		<b>\$172</b>
<b>City of Medford</b>			
League of Minnesota Cities	1,284	10.5%	135
Minnesota Association of Small Cities	709	75.0%	532
<b>Total for Entity</b>	<b>\$1,993</b>		<b>\$667</b>
<b>City of Medicine Lake</b>			
Association of Metropolitan Municipalities	222	39.4%	87
League of Minnesota Cities	476	10.5%	50
<b>Total for Entity</b>	<b>\$698</b>		<b>\$137</b>

**Table 5**  
**2013 Lobbying Expenditures Paid With Association Dues**  
**Listed by Entity**

<b>Name of Entity (County)</b> <b>Association Name</b>	<b>Total Local Government Dues</b>	<b>Proportion of Dues Used for Lobbying</b>	<b>Total Dues Used for Lobbying</b>
<b>City of Medina</b>			
League of Minnesota Cities	4,865	10.5%	511
<b>Total for Entity</b>	<b>\$4,865</b>		<b>\$511</b>
<b>City of Meire Grove</b>			
League of Minnesota Cities	355	10.5%	37
<b>Total for Entity</b>	<b>\$355</b>		<b>\$37</b>
<b>City of Melrose</b>			
League of Minnesota Cities	3,421	10.5%	359
Minnesota Association of Small Cities	1,819	75.0%	1,364
Minnesota Environmental Science & Economic Review Board	1,223	39.2%	479
<b>Total for Entity</b>	<b>\$6,463</b>		<b>\$2,202</b>
<b>City of Menahga</b>			
League of Minnesota Cities	2,653	10.5%	279
<b>Total for Entity</b>	<b>\$2,653</b>		<b>\$279</b>
<b>City of Mendota</b>			
League of Minnesota Cities	355	10.5%	37
<b>Total for Entity</b>	<b>\$355</b>		<b>\$37</b>
<b>City of Mendota Heights</b>			
Association of Metropolitan Municipalities	4,408	39.4%	1,737
League of Minnesota Cities	9,396	10.5%	987
<b>Total for Entity</b>	<b>\$13,804</b>		<b>\$2,724</b>
<b>City of Mentor</b>			
League of Minnesota Cities	355	10.5%	37
<b>Total for Entity</b>	<b>\$355</b>		<b>\$37</b>
<b>City of Middle River</b>			
League of Minnesota Cities	409	10.5%	43
Minnesota Association of Small Cities	256	75.0%	192
<b>Total for Entity</b>	<b>\$665</b>		<b>\$235</b>
<b>City of Miesville</b>			
League of Minnesota Cities	355	10.5%	37
<b>Total for Entity</b>	<b>\$355</b>		<b>\$37</b>

**Table 5**  
**2013 Lobbying Expenditures Paid With Association Dues**  
**Listed by Entity**

<b>Name of Entity (County)</b> <b>Association Name</b>	<b>Total Local Government Dues</b>	<b>Proportion of Dues Used for Lobbying</b>	<b>Total Dues Used for Lobbying</b>
<b>City of Milaca</b>			
League of Minnesota Cities	2,866	10.5%	301
<b>Total for Entity</b>	<b>\$2,866</b>		<b>\$301</b>
<b>City of Milan</b>			
League of Minnesota Cities	466	10.5%	49
Minnesota Association of Small Cities	268	75.0%	201
<b>Total for Entity</b>	<b>\$734</b>		<b>\$250</b>
<b>City of Millerville</b>			
League of Minnesota Cities	355	10.5%	37
<b>Total for Entity</b>	<b>\$355</b>		<b>\$37</b>
<b>City of Millville</b>			
League of Minnesota Cities	355	10.5%	37
<b>Total for Entity</b>	<b>\$355</b>		<b>\$37</b>
<b>City of Milroy</b>			
League of Minnesota Cities	359	10.5%	38
Minnesota Association of Small Cities	233	75.0%	175
<b>Total for Entity</b>	<b>\$592</b>		<b>\$213</b>
<b>City of Miltona</b>			
League of Minnesota Cities	521	10.5%	55
<b>Total for Entity</b>	<b>\$521</b>		<b>\$55</b>
<b>City of Minneapolis</b>			
Association of Metropolitan Municipalities	28,495	39.4%	11,227
League of Minnesota Cities	59,014	10.5%	6,196
North Metro Mayors Association	10,000	65.0%	6,500
<b>Total for Entity</b>	<b>\$97,509</b>		<b>\$23,923</b>
<b>City of Minneiska</b>			
League of Minnesota Cities	355	10.5%	37
<b>Total for Entity</b>	<b>\$355</b>		<b>\$37</b>
<b>City of Minneota</b>			
League of Minnesota Cities	1,419	10.5%	149
<b>Total for Entity</b>	<b>\$1,419</b>		<b>\$149</b>

**Table 5**  
**2013 Lobbying Expenditures Paid With Association Dues**  
**Listed by Entity**

<b>Name of Entity (County)</b> <b>Association Name</b>	<b>Total Local Government Dues</b>	<b>Proportion of Dues Used for Lobbying</b>	<b>Total Dues Used for Lobbying</b>
<b>City of Minnesota City</b>			
League of Minnesota Cities	355	10.5%	37
<b>Total for Entity</b>	<b>\$355</b>		<b>\$37</b>
<b>City of Minnetonka</b>			
Association of Metropolitan Municipalities	12,715	39.4%	5,010
League of Minnesota Cities	27,164	10.5%	2,852
Municipal Legislative Commission	10,500	84.3%	8,852
<b>Total for Entity</b>	<b>\$50,379</b>		<b>\$16,714</b>
<b>City of Minnetonka Beach</b>			
Association of Metropolitan Municipalities	297	39.4%	117
League of Minnesota Cities	640	10.5%	67
<b>Total for Entity</b>	<b>\$937</b>		<b>\$184</b>
<b>City of Minnetrista</b>			
Association of Metropolitan Municipalities	2,771	39.4%	1,092
League of Minnesota Cities	6,148	10.5%	646
<b>Total for Entity</b>	<b>\$8,919</b>		<b>\$1,738</b>
<b>City of Montevideo</b>			
League of Minnesota Cities	5,080	10.5%	533
<b>Total for Entity</b>	<b>\$5,080</b>		<b>\$533</b>
<b>City of Montgomery</b>			
League of Minnesota Cities	2,899	10.5%	304
<b>Total for Entity</b>	<b>\$2,899</b>		<b>\$304</b>
<b>City of Monticello</b>			
Coalition of Utility Cities	19,878	78.1%	15,525
League of Minnesota Cities	10,546	10.5%	1,107
<b>Total for Entity</b>	<b>\$30,424</b>		<b>\$16,632</b>
<b>City of Montrose</b>			
League of Minnesota Cities	2,784	10.5%	292
<b>Total for Entity</b>	<b>\$2,784</b>		<b>\$292</b>

**Table 5**  
**2013 Lobbying Expenditures Paid With Association Dues**  
**Listed by Entity**

<b>Name of Entity (County)</b> <b>Association Name</b>	<b>Total Local Government Dues</b>	<b>Proportion of Dues Used for Lobbying</b>	<b>Total Dues Used for Lobbying</b>
<b>City of Moorhead</b>			
Coalition of Greater Minnesota Cities	72,562	75.7%	54,929
League of Minnesota Cities	22,672	10.5%	2,381
Minnesota Environmental Science & Economic Review Board	12,575	39.2%	4,929
<b>Total for Entity</b>	<b>\$107,809</b>		<b>\$62,239</b>
<b>City of Moose Lake</b>			
Coalition of Greater Minnesota Cities	1,048	75.7%	793
League of Minnesota Cities	2,763	10.5%	290
<b>Total for Entity</b>	<b>\$3,811</b>		<b>\$1,083</b>
<b>City of Mora</b>			
League of Minnesota Cities	6,787	10.5%	713
<b>Total for Entity</b>	<b>\$6,787</b>		<b>\$713</b>
<b>City of Morgan</b>			
League of Minnesota Cities	959	10.5%	101
<b>Total for Entity</b>	<b>\$959</b>		<b>\$101</b>
<b>City of Morris</b>			
Coalition of Greater Minnesota Cities	7,713	75.7%	5,839
League of Minnesota Cities	5,121	10.5%	538
<b>Total for Entity</b>	<b>\$12,834</b>		<b>\$6,377</b>
<b>City of Morristown</b>			
League of Minnesota Cities	1,053	10.5%	111
<b>Total for Entity</b>	<b>\$1,053</b>		<b>\$111</b>
<b>City of Morton</b>			
League of Minnesota Cities	499	10.5%	52
Minnesota Association of Small Cities	305	75.0%	229
<b>Total for Entity</b>	<b>\$804</b>		<b>\$281</b>
<b>City of Motley</b>			
League of Minnesota Cities	751	10.5%	79
<b>Total for Entity</b>	<b>\$751</b>		<b>\$79</b>

**Table 5**  
**2013 Lobbying Expenditures Paid With Association Dues**  
**Listed by Entity**

<b>Name of Entity (County)</b> <b>Association Name</b>	<b>Total Local Government Dues</b>	<b>Proportion of Dues Used for Lobbying</b>	<b>Total Dues Used for Lobbying</b>
<b>City of Mound</b>			
League of Minnesota Cities	8,048	10.5%	845
<b>Total for Entity</b>	<b>\$8,048</b>		<b>\$845</b>
<b>City of Mounds View</b>			
League of Minnesota Cities	10,180	10.5%	1,069
North Metro Mayors Association	5,602	65.0%	3,641
<b>Total for Entity</b>	<b>\$15,782</b>		<b>\$4,710</b>
<b>City of Mountain Iron</b>			
Coalition of Greater Minnesota Cities	4,328	75.7%	3,276
League of Minnesota Cities	2,818	10.5%	296
Minnesota Association of Small Cities	1,491	75.0%	1,118
Range Association of Municipalities and Schools	700	45.0%	315
<b>Total for Entity</b>	<b>\$9,337</b>		<b>\$5,005</b>
<b>City of Murdock</b>			
League of Minnesota Cities	369	10.5%	39
Minnesota Association of Small Cities	245	75.0%	184
<b>Total for Entity</b>	<b>\$614</b>		<b>\$223</b>
<b>City of Myrtle</b>			
League of Minnesota Cities	345	10.5%	36
Minnesota Association of Small Cities	142	75.0%	106
<b>Total for Entity</b>	<b>\$487</b>		<b>\$142</b>
<b>City of Nashua</b>			
League of Minnesota Cities	355	10.5%	37
<b>Total for Entity</b>	<b>\$355</b>		<b>\$37</b>
<b>City of Nashwauk</b>			
League of Minnesota Cities	1,049	10.5%	110
Minnesota Association of Small Cities	562	75.0%	422
Range Association of Municipalities and Schools	700	45.0%	315
<b>Total for Entity</b>	<b>\$2,311</b>		<b>\$847</b>

**Table 5**  
**2013 Lobbying Expenditures Paid With Association Dues**  
**Listed by Entity**

<b>Name of Entity (County)</b> <b>Association Name</b>	<b>Total Local Government Dues</b>	<b>Proportion of Dues Used for Lobbying</b>	<b>Total Dues Used for Lobbying</b>
<b>City of Nassau</b>			
League of Minnesota Cities	355	10.5%	37
Minnesota Association of Small Cities	154	75.0%	116
<b>Total for Entity</b>	<b>\$509</b>		<b>\$153</b>
<b>City of Nelson</b>			
League of Minnesota Cities	355	10.5%	37
<b>Total for Entity</b>	<b>\$355</b>		<b>\$37</b>
<b>City of Nerstrand</b>			
League of Minnesota Cities	403	10.5%	42
<b>Total for Entity</b>	<b>\$403</b>		<b>\$42</b>
<b>City of Nevis</b>			
League of Minnesota Cities	494	10.5%	52
Minnesota Association of Small Cities	283	75.0%	212
<b>Total for Entity</b>	<b>\$777</b>		<b>\$264</b>
<b>City of New Auburn</b>			
League of Minnesota Cities	1,078	10.5%	113
Minnesota Association of Small Cities	325	75.0%	244
<b>Total for Entity</b>	<b>\$1,403</b>		<b>\$357</b>
<b>City of New Brighton</b>			
Association of Metropolitan Municipalities	7,429	39.4%	2,927
League of Minnesota Cities	15,973	10.5%	1,677
<b>Total for Entity</b>	<b>\$23,402</b>		<b>\$4,604</b>
<b>City of New Germany</b>			
League of Minnesota Cities	473	10.5%	50
Minnesota Association of Small Cities	287	75.0%	215
<b>Total for Entity</b>	<b>\$760</b>		<b>\$265</b>
<b>City of New Hope</b>			
League of Minnesota Cities	15,484	10.5%	1,626
North Metro Mayors Association	9,457	65.0%	6,147
<b>Total for Entity</b>	<b>\$24,941</b>		<b>\$7,773</b>

**Table 5**  
**2013 Lobbying Expenditures Paid With Association Dues**  
**Listed by Entity**

<b>Name of Entity (County)</b> <b>Association Name</b>	<b>Total Local Government Dues</b>	<b>Proportion of Dues Used for Lobbying</b>	<b>Total Dues Used for Lobbying</b>
<b>City of New London</b>			
League of Minnesota Cities	1,324	10.5%	139
<b>Total for Entity</b>	<b>\$1,324</b>		<b>\$139</b>
<b>City of New Munich</b>			
League of Minnesota Cities	426	10.5%	45
Minnesota Association of Small Cities	286	75.0%	214
<b>Total for Entity</b>	<b>\$712</b>		<b>\$259</b>
<b>City of New Prague</b>			
League of Minnesota Cities	6,427	10.5%	675
<b>Total for Entity</b>	<b>\$6,427</b>		<b>\$675</b>
<b>City of New Richland</b>			
League of Minnesota Cities	1,263	10.5%	133
<b>Total for Entity</b>	<b>\$1,263</b>		<b>\$133</b>
<b>City of New Trier</b>			
Minnesota Association of Small Cities	170	75.0%	128
<b>Total for Entity</b>	<b>\$170</b>		<b>\$128</b>
<b>City of New Ulm</b>			
Coalition of Greater Minnesota Cities	23,447	75.7%	17,749
Highway 14 Partnership	1,825	100.0%	1,825
League of Minnesota Cities	10,883	10.5%	1,143
Minnesota Environmental Science & Economic Review Board	3,950	39.2%	1,548
<b>Total for Entity</b>	<b>\$40,105</b>		<b>\$22,265</b>
<b>City of New York Mills</b>			
League of Minnesota Cities	1,241	10.5%	130
Minnesota Association of Small Cities	688	75.0%	516
<b>Total for Entity</b>	<b>\$1,929</b>		<b>\$646</b>
<b>City of Newport</b>			
Association of Metropolitan Municipalities	1,579	39.4%	622
<b>Total for Entity</b>	<b>\$1,579</b>		<b>\$622</b>



**Table 5**  
**2013 Lobbying Expenditures Paid With Association Dues**  
**Listed by Entity**

<b>Name of Entity (County) Association Name</b>	<b>Total Local Government Dues</b>	<b>Proportion of Dues Used for Lobbying</b>	<b>Total Dues Used for Lobbying</b>
<b>City of Nicollet</b>			
Highway 14 Partnership	600	100.0%	600
League of Minnesota Cities	1,167	10.5%	123
Minnesota Association of Small Cities	612	75.0%	459
<b>Total for Entity</b>	<b>\$2,379</b>		<b>\$1,182</b>
<b>City of Nielsville</b>			
League of Minnesota Cities	355	10.5%	37
<b>Total for Entity</b>	<b>\$355</b>		<b>\$37</b>
<b>City of Nisswa</b>			
League of Minnesota Cities	1,990	10.5%	209
<b>Total for Entity</b>	<b>\$1,990</b>		<b>\$209</b>
<b>City of Norcross</b>			
League of Minnesota Cities	700	10.5%	74
Minnesota Association of Small Cities	151	75.0%	113
<b>Total for Entity</b>	<b>\$851</b>		<b>\$187</b>
<b>City of North Branch</b>			
League of Minnesota Cities	8,720	10.5%	916
<b>Total for Entity</b>	<b>\$8,720</b>		<b>\$916</b>
<b>City of North Mankato</b>			
Coalition of Greater Minnesota Cities	23,234	75.7%	17,588
Highway 14 Partnership	1,825	100.0%	1,825
League of Minnesota Cities	10,912	10.5%	1,146
<b>Total for Entity</b>	<b>\$35,971</b>		<b>\$20,559</b>
<b>City of North Oaks</b>			
League of Minnesota Cities	8,717	10.5%	915
<b>Total for Entity</b>	<b>\$8,717</b>		<b>\$915</b>
<b>City of North Saint Paul</b>			
Association of Metropolitan Municipalities	4,528	39.4%	1,784
League of Minnesota Cities	9,708	10.5%	1,019
<b>Total for Entity</b>	<b>\$14,236</b>		<b>\$2,803</b>

**Table 5**  
**2013 Lobbying Expenditures Paid With Association Dues**  
**Listed by Entity**

<b>Name of Entity (County)</b> <b>Association Name</b>	<b>Total Local Government Dues</b>	<b>Proportion of Dues Used for Lobbying</b>	<b>Total Dues Used for Lobbying</b>
<b>City of Northfield</b>			
League of Minnesota Cities	15,329	10.5%	1,610
Minnesota Environmental Science & Economic Review Board	3,706	39.2%	1,453
<b>Total for Entity</b>	<b>\$19,035</b>		<b>\$3,063</b>
<b>City of Northome</b>			
League of Minnesota Cities	355	10.5%	37
Minnesota Association of Small Cities	120	75.0%	90
<b>Total for Entity</b>	<b>\$475</b>		<b>\$127</b>
<b>City of Northrop</b>			
League of Minnesota Cities	355	10.5%	37
Minnesota Association of Small Cities	225	75.0%	169
<b>Total for Entity</b>	<b>\$580</b>		<b>\$206</b>
<b>City of Norwood Young America</b>			
League of Minnesota Cities	3,510	10.5%	369
<b>Total for Entity</b>	<b>\$3,510</b>		<b>\$369</b>
<b>City of Nowthen</b>			
League of Minnesota Cities	4,336	10.5%	455
<b>Total for Entity</b>	<b>\$4,336</b>		<b>\$455</b>
<b>City of Oak Grove</b>			
League of Minnesota Cities	7,187	10.5%	755
<b>Total for Entity</b>	<b>\$7,187</b>		<b>\$755</b>
<b>City of Oak Park Heights</b>			
Association of Metropolitan Municipalities	1,978	39.4%	779
Coalition of Utility Cities	10,109	78.1%	7,895
League of Minnesota Cities	4,492	10.5%	472
<b>Total for Entity</b>	<b>\$16,579</b>		<b>\$9,146</b>
<b>City of Oakdale</b>			
Association of Metropolitan Municipalities	8,536	39.4%	3,363
League of Minnesota Cities	35,874	10.5%	3,767
<b>Total for Entity</b>	<b>\$44,410</b>		<b>\$7,130</b>

**Table 5**  
**2013 Lobbying Expenditures Paid With Association Dues**  
**Listed by Entity**

<b>Name of Entity (County)</b> <b>Association Name</b>	<b>Total Local Government Dues</b>	<b>Proportion of Dues Used for Lobbying</b>	<b>Total Dues Used for Lobbying</b>
<b>City of Odessa</b>			
League of Minnesota Cities	355	10.5%	37
<b>Total for Entity</b>	<b>\$355</b>		<b>\$37</b>
<b>City of Odin</b>			
League of Minnesota Cities	355	10.5%	37
<b>Total for Entity</b>	<b>\$355</b>		<b>\$37</b>
<b>City of Ogema</b>			
League of Minnesota Cities	355	10.5%	37
Minnesota Association of Small Cities	211	75.0%	158
<b>Total for Entity</b>	<b>\$566</b>		<b>\$195</b>
<b>City of Ogilvie</b>			
League of Minnesota Cities	461	10.5%	48
Minnesota Association of Small Cities	300	75.0%	225
<b>Total for Entity</b>	<b>\$761</b>		<b>\$273</b>
<b>City of Okabena</b>			
League of Minnesota Cities	355	10.5%	37
Minnesota Association of Small Cities	120	75.0%	90
<b>Total for Entity</b>	<b>\$475</b>		<b>\$127</b>
<b>City of Oklee</b>			
League of Minnesota Cities	541	10.5%	57
Minnesota Association of Small Cities	317	75.0%	238
<b>Total for Entity</b>	<b>\$858</b>		<b>\$295</b>
<b>City of Olivia</b>			
Coalition of Greater Minnesota Cities	3,881	75.7%	2,938
League of Minnesota Cities	2,427	10.5%	255
Minnesota Environmental Science & Economic Review Board	867	39.2%	340
<b>Total for Entity</b>	<b>\$7,175</b>		<b>\$3,533</b>
<b>City of Onamia</b>			
League of Minnesota Cities	941	10.5%	99
Minnesota Association of Small Cities	512	75.0%	384
<b>Total for Entity</b>	<b>\$1,453</b>		<b>\$483</b>

**Table 5**  
**2013 Lobbying Expenditures Paid With Association Dues**  
**Listed by Entity**

<b>Name of Entity (County)</b> <b>Association Name</b>	<b>Total Local Government Dues</b>	<b>Proportion of Dues Used for Lobbying</b>	<b>Total Dues Used for Lobbying</b>
<b>City of Ormsby</b>			
League of Minnesota Cities	355	10.5%	37
<b>Total for Entity</b>	<b>\$355</b>		<b>\$37</b>
<b>City of Orono</b>			
Association of Metropolitan Municipalities	3,152	39.4%	1,242
League of Minnesota Cities	13,292	10.5%	1,396
<b>Total for Entity</b>	<b>\$16,444</b>		<b>\$2,638</b>
<b>City of Oronoco</b>			
League of Minnesota Cities	1,355	10.5%	142
<b>Total for Entity</b>	<b>\$1,355</b>		<b>\$142</b>
<b>City of Orr</b>			
League of Minnesota Cities	378	10.5%	40
Minnesota Association of Small Cities	227	75.0%	170
<b>Total for Entity</b>	<b>\$605</b>		<b>\$210</b>
<b>City of Ortonville</b>			
Coalition of Greater Minnesota Cities	3,223	75.7%	2,440
League of Minnesota Cities	1,884	10.5%	198
Minnesota Association of Small Cities	1,012	75.0%	759
<b>Total for Entity</b>	<b>\$6,119</b>		<b>\$3,397</b>
<b>City of Osakis</b>			
League of Minnesota Cities	1,767	10.5%	186
<b>Total for Entity</b>	<b>\$1,767</b>		<b>\$186</b>
<b>City of Oslo</b>			
League of Minnesota Cities	421	10.5%	44
Minnesota Association of Small Cities	268	75.0%	201
<b>Total for Entity</b>	<b>\$689</b>		<b>\$245</b>
<b>City of Osseo</b>			
Association of Metropolitan Municipalities	1,134	39.4%	447
League of Minnesota Cities	2,431	10.5%	255
North Metro Mayors Association	2,080	65.0%	1,352
<b>Total for Entity</b>	<b>\$5,645</b>		<b>\$2,054</b>

**Table 5**  
**2013 Lobbying Expenditures Paid With Association Dues**  
**Listed by Entity**

<b>Name of Entity (County) Association Name</b>	<b>Total Local Government Dues</b>	<b>Proportion of Dues Used for Lobbying</b>	<b>Total Dues Used for Lobbying</b>
<b>City of Ostrander</b>			
League of Minnesota Cities	364	10.5%	38
Minnesota Association of Small Cities	234	75.0%	176
<b>Total for Entity</b>	<b>\$598</b>		<b>\$214</b>
<b>City of Otsego</b>			
League of Minnesota Cities	11,285	10.5%	1,185
<b>Total for Entity</b>	<b>\$11,285</b>		<b>\$1,185</b>
<b>City of Ottertail</b>			
League of Minnesota Cities	668	10.5%	70
Minnesota Association of Small Cities	377	75.0%	283
<b>Total for Entity</b>	<b>\$1,045</b>		<b>\$353</b>
<b>City of Owatonna</b>			
Coalition of Greater Minnesota Cities	49,126	75.7%	37,188
Highway 14 Partnership	7,600	100.0%	7,600
League of Minnesota Cities	34,233	10.5%	3,594
<b>Total for Entity</b>	<b>\$90,959</b>		<b>\$48,382</b>
<b>City of Palisade</b>			
League of Minnesota Cities	355	10.5%	37
Minnesota Association of Small Cities	195	75.0%	146
<b>Total for Entity</b>	<b>\$550</b>		<b>\$183</b>
<b>City of Park Rapids</b>			
Coalition of Greater Minnesota Cities	5,302	75.7%	4,014
League of Minnesota Cities	7,197	10.5%	756
<b>Total for Entity</b>	<b>\$12,499</b>		<b>\$4,770</b>
<b>City of Parkers Prairie</b>			
League of Minnesota Cities	1,073	10.5%	113
<b>Total for Entity</b>	<b>\$1,073</b>		<b>\$113</b>
<b>City of Paynesville</b>			
League of Minnesota Cities	2,416	10.5%	254
Minnesota Association of Small Cities	1,295	75.0%	971
<b>Total for Entity</b>	<b>\$3,711</b>		<b>\$1,225</b>

**Table 5**  
**2013 Lobbying Expenditures Paid With Association Dues**  
**Listed by Entity**

<b>Name of Entity (County)</b> <b>Association Name</b>	<b>Total Local Government Dues</b>	<b>Proportion of Dues Used for Lobbying</b>	<b>Total Dues Used for Lobbying</b>
<b>City of Pelican Rapids</b>			
Coalition of Greater Minnesota Cities	1,929	75.7%	1,460
League of Minnesota Cities	2,448	10.5%	257
<b>Total for Entity</b>	<b>\$4,377</b>		<b>\$1,717</b>
<b>City of Pemberton</b>			
League of Minnesota Cities	355	10.5%	37
<b>Total for Entity</b>	<b>\$355</b>		<b>\$37</b>
<b>City of Pennock</b>			
League of Minnesota Cities	606	10.5%	64
Minnesota Association of Small Cities	349	75.0%	262
<b>Total for Entity</b>	<b>\$955</b>		<b>\$326</b>
<b>City of Pequot Lakes</b>			
League of Minnesota Cities	2,175	10.5%	228
<b>Total for Entity</b>	<b>\$2,175</b>		<b>\$228</b>
<b>City of Perham</b>			
Coalition of Greater Minnesota Cities	4,463	75.7%	3,378
League of Minnesota Cities	2,957	10.5%	310
<b>Total for Entity</b>	<b>\$7,420</b>		<b>\$3,688</b>
<b>City of Perley</b>			
League of Minnesota Cities	355	10.5%	37
Minnesota Association of Small Cities	161	75.0%	121
<b>Total for Entity</b>	<b>\$516</b>		<b>\$158</b>
<b>City of Peterson</b>			
League of Minnesota Cities	355	10.5%	37
<b>Total for Entity</b>	<b>\$355</b>		<b>\$37</b>
<b>City of Pillager</b>			
League of Minnesota Cities	561	10.5%	59
Minnesota Association of Small Cities	285	75.0%	214
<b>Total for Entity</b>	<b>\$846</b>		<b>\$273</b>

**Table 5**  
**2013 Lobbying Expenditures Paid With Association Dues**  
**Listed by Entity**

<b>Name of Entity (County)</b> <b>Association Name</b>	<b>Total Local Government Dues</b>	<b>Proportion of Dues Used for Lobbying</b>	<b>Total Dues Used for Lobbying</b>
<b>City of Pine City</b>			
League of Minnesota Cities	3,019	10.5%	317
<b>Total for Entity</b>	<b>\$3,019</b>		<b>\$317</b>
<b>City of Pine Island</b>			
League of Minnesota Cities	6,329	10.5%	665
<b>Total for Entity</b>	<b>\$6,329</b>		<b>\$665</b>
<b>City of Pine River</b>			
League of Minnesota Cities	1,005	10.5%	106
<b>Total for Entity</b>	<b>\$1,005</b>		<b>\$106</b>
<b>City of Pine Springs</b>			
League of Minnesota Cities	507	10.5%	53
Minnesota Association of Small Cities	298	75.0%	224
<b>Total for Entity</b>	<b>\$805</b>		<b>\$277</b>
<b>City of Pipestone</b>			
League of Minnesota Cities	4,135	10.5%	434
<b>Total for Entity</b>	<b>\$4,135</b>		<b>\$434</b>
<b>City of Plainview</b>			
Coalition of Greater Minnesota Cities	4,874	75.7%	3,690
League of Minnesota Cities	3,256	10.5%	342
<b>Total for Entity</b>	<b>\$8,130</b>		<b>\$4,032</b>
<b>City of Plato</b>			
League of Minnesota Cities	423	10.5%	44
<b>Total for Entity</b>	<b>\$423</b>		<b>\$44</b>
<b>City of Plummer</b>			
League of Minnesota Cities	402	10.5%	42
Minnesota Association of Small Cities	251	75.0%	188
<b>Total for Entity</b>	<b>\$653</b>		<b>\$230</b>

**Table 5**  
**2013 Lobbying Expenditures Paid With Association Dues**  
**Listed by Entity**

<b>Name of Entity (County)</b> <b>Association Name</b>	<b>Total Local Government Dues</b>	<b>Proportion of Dues Used for Lobbying</b>	<b>Total Dues Used for Lobbying</b>
<b>City of Plymouth</b>			
Association of Metropolitan Municipalities	13,857	39.4%	5,460
League of Minnesota Cities	29,627	10.5%	3,111
Municipal Legislative Commission	10,500	84.3%	8,852
<b>Total for Entity</b>	<b>\$53,984</b>		<b>\$17,423</b>
<b>City of Porter</b>			
League of Minnesota Cities	700	10.5%	74
<b>Total for Entity</b>	<b>\$700</b>		<b>\$74</b>
<b>City of Preston</b>			
League of Minnesota Cities	1,358	10.5%	143
<b>Total for Entity</b>	<b>\$1,358</b>		<b>\$143</b>
<b>City of Princeton</b>			
Coalition of Greater Minnesota Cities	6,450	75.7%	4,883
League of Minnesota Cities	4,561	10.5%	479
<b>Total for Entity</b>	<b>\$11,011</b>		<b>\$5,362</b>
<b>City of Prinsburg</b>			
League of Minnesota Cities	591	10.5%	62
Minnesota Association of Small Cities	344	75.0%	258
<b>Total for Entity</b>	<b>\$935</b>		<b>\$320</b>
<b>City of Prior Lake</b>			
Association of Metropolitan Municipalities	7,680	39.4%	3,026
League of Minnesota Cities	16,523	10.5%	1,735
Suburban Transit Association	3,681	94.7%	3,486
<b>Total for Entity</b>	<b>\$27,884</b>		<b>\$8,247</b>
<b>City of Proctor</b>			
League of Minnesota Cities	3,005	10.5%	316
<b>Total for Entity</b>	<b>\$3,005</b>		<b>\$316</b>
<b>City of Quamba</b>			
League of Minnesota Cities	345	10.5%	36
Minnesota Association of Small Cities	175	75.0%	131
<b>Total for Entity</b>	<b>\$520</b>		<b>\$167</b>



**Table 5**  
**2013 Lobbying Expenditures Paid With Association Dues**  
**Listed by Entity**

<b>Name of Entity (County) Association Name</b>	<b>Total Local Government Dues</b>	<b>Proportion of Dues Used for Lobbying</b>	<b>Total Dues Used for Lobbying</b>
<b>City of Ramsey</b>			
League of Minnesota Cities	16,746	10.5%	1,758
North Metro Mayors Association	10,712	65.0%	6,963
<b>Total for Entity</b>	<b>\$27,458</b>		<b>\$8,721</b>
<b>City of Randall</b>			
League of Minnesota Cities	734	10.5%	77
Minnesota Association of Small Cities	412	75.0%	309
<b>Total for Entity</b>	<b>\$1,146</b>		<b>\$386</b>
<b>City of Randolph</b>			
League of Minnesota Cities	1,065	10.5%	112
<b>Total for Entity</b>	<b>\$1,065</b>		<b>\$112</b>
<b>City of Ranier</b>			
League of Minnesota Cities	695	10.5%	73
Minnesota Association of Small Cities	185	75.0%	139
<b>Total for Entity</b>	<b>\$880</b>		<b>\$212</b>
<b>City of Raymond</b>			
League of Minnesota Cities	841	10.5%	88
Minnesota Association of Small Cities	464	75.0%	348
<b>Total for Entity</b>	<b>\$1,305</b>		<b>\$436</b>
<b>City of Red Lake Falls</b>			
League of Minnesota Cities	1,465	10.5%	154
<b>Total for Entity</b>	<b>\$1,465</b>		<b>\$154</b>
<b>City of Red Wing</b>			
Coalition of Greater Minnesota Cities	28,322	75.7%	21,440
Coalition of Utility Cities	22,769	78.1%	17,783
League of Minnesota Cities	12,882	10.5%	1,353
Minnesota Environmental Science & Economic Review Board	4,611	39.2%	1,808
<b>Total for Entity</b>	<b>\$68,584</b>		<b>\$42,384</b>

**Table 5**  
**2013 Lobbying Expenditures Paid With Association Dues**  
**Listed by Entity**

<b>Name of Entity (County)</b> <b>Association Name</b>	<b>Total Local Government Dues</b>	<b>Proportion of Dues Used for Lobbying</b>	<b>Total Dues Used for Lobbying</b>
<b>City of Redwood Falls</b>			
Coalition of Greater Minnesota Cities	7,673	75.7%	5,808
League of Minnesota Cities	4,994	10.5%	524
Minnesota Environmental Science & Economic Review Board	1,719	39.2%	674
<b>Total for Entity</b>	<b>\$14,386</b>		<b>\$7,006</b>
<b>City of Remer</b>			
League of Minnesota Cities	470	10.5%	49
Minnesota Association of Small Cities	279	75.0%	209
<b>Total for Entity</b>	<b>\$749</b>		<b>\$258</b>
<b>City of Renville</b>			
Coalition of Greater Minnesota Cities	2,493	75.7%	1,887
League of Minnesota Cities	1,308	10.5%	137
Minnesota Environmental Science & Economic Review Board	461	39.2%	181
<b>Total for Entity</b>	<b>\$4,262</b>		<b>\$2,205</b>
<b>City of Rice</b>			
League of Minnesota Cities	2,631	10.5%	276
Minnesota Association of Small Cities	708	75.0%	531
<b>Total for Entity</b>	<b>\$3,339</b>		<b>\$807</b>
<b>City of Richfield</b>			
Association of Metropolitan Municipalities	10,004	39.4%	3,942
<b>Total for Entity</b>	<b>\$10,004</b>		<b>\$3,942</b>
<b>City of Richmond</b>			
League of Minnesota Cities	1,469	10.5%	154
Minnesota Association of Small Cities	790	75.0%	592
<b>Total for Entity</b>	<b>\$2,259</b>		<b>\$746</b>
<b>City of Richville</b>			
Minnesota Association of Small Cities	165	75.0%	124
<b>Total for Entity</b>	<b>\$165</b>		<b>\$124</b>
<b>City of Riverton</b>			
League of Minnesota Cities	355	10.5%	37
<b>Total for Entity</b>	<b>\$355</b>		<b>\$37</b>

**Table 5**  
**2013 Lobbying Expenditures Paid With Association Dues**  
**Listed by Entity**

<b>Name of Entity (County) Association Name</b>	<b>Total Local Government Dues</b>	<b>Proportion of Dues Used for Lobbying</b>	<b>Total Dues Used for Lobbying</b>
<b>City of Robbinsdale</b>			
Association of Metropolitan Municipalities	5,296	39.4%	2,087
League of Minnesota Cities	22,346	10.5%	2,346
<b>Total for Entity</b>	<b>\$27,642</b>		<b>\$4,433</b>
<b>City of Rochester</b>			
Coalition of Greater Minnesota Cities	111,800	75.7%	84,633
Highway 14 Partnership	7,500	100.0%	7,500
Minnesota Environmental Science & Economic Review Board	13,000	39.2%	5,096
<b>Total for Entity</b>	<b>\$132,300</b>		<b>\$97,229</b>
<b>City of Rock Creek</b>			
League of Minnesota Cities	1,630	10.5%	171
<b>Total for Entity</b>	<b>\$1,630</b>		<b>\$171</b>
<b>City of Rockford</b>			
League of Minnesota Cities	4,200	10.5%	441
<b>Total for Entity</b>	<b>\$4,200</b>		<b>\$441</b>
<b>City of Rockville</b>			
League of Minnesota Cities	2,456	10.5%	258
<b>Total for Entity</b>	<b>\$2,456</b>		<b>\$258</b>
<b>City of Rogers</b>			
Association of Metropolitan Municipalities	3,572	39.4%	1,407
League of Minnesota Cities	9,636	10.5%	1,012
<b>Total for Entity</b>	<b>\$13,208</b>		<b>\$2,419</b>
<b>City of Rollingstone</b>			
League of Minnesota Cities	745	10.5%	78
<b>Total for Entity</b>	<b>\$745</b>		<b>\$78</b>
<b>City of Roosevelt</b>			
League of Minnesota Cities	700	10.5%	74
<b>Total for Entity</b>	<b>\$700</b>		<b>\$74</b>
<b>City of Rose Creek</b>			
League of Minnesota Cities	497	10.5%	52
<b>Total for Entity</b>	<b>\$497</b>		<b>\$52</b>

**Table 5**  
**2013 Lobbying Expenditures Paid With Association Dues**  
**Listed by Entity**

<b>Name of Entity (County)</b> <b>Association Name</b>	<b>Total Local Government Dues</b>	<b>Proportion of Dues Used for Lobbying</b>	<b>Total Dues Used for Lobbying</b>
<b>City of Roseau</b>			
Coalition of Greater Minnesota Cities	4,180	75.7%	3,164
League of Minnesota Cities	2,592	10.5%	272
<b>Total for Entity</b>	<b>\$6,772</b>		<b>\$3,436</b>
<b>City of Rosemount</b>			
Association of Metropolitan Municipalities	7,507	39.4%	2,958
League of Minnesota Cities	16,126	10.5%	1,693
<b>Total for Entity</b>	<b>\$23,633</b>		<b>\$4,651</b>
<b>City of Roseville</b>			
Association of Metropolitan Municipalities	9,710	39.4%	3,826
League of Minnesota Cities	20,926	10.5%	2,197
<b>Total for Entity</b>	<b>\$30,636</b>		<b>\$6,023</b>
<b>City of Rothsay</b>			
League of Minnesota Cities	1,153	10.5%	121
Minnesota Association of Small Cities	342	75.0%	256
<b>Total for Entity</b>	<b>\$1,495</b>		<b>\$377</b>
<b>City of Round Lake</b>			
League of Minnesota Cities	476	10.5%	50
Minnesota Association of Small Cities	289	75.0%	217
<b>Total for Entity</b>	<b>\$765</b>		<b>\$267</b>
<b>City of Royalton</b>			
League of Minnesota Cities	1,274	10.5%	134
Minnesota Association of Small Cities	709	75.0%	532
<b>Total for Entity</b>	<b>\$1,983</b>		<b>\$666</b>
<b>City of Rush City</b>			
League of Minnesota Cities	2,990	10.5%	314
Minnesota Association of Small Cities	1,585	75.0%	1,189
<b>Total for Entity</b>	<b>\$4,575</b>		<b>\$1,503</b>

**Table 5**  
**2013 Lobbying Expenditures Paid With Association Dues**  
**Listed by Entity**

<b>Name of Entity (County)</b> <b>Association Name</b>	<b>Total Local Government Dues</b>	<b>Proportion of Dues Used for Lobbying</b>	<b>Total Dues Used for Lobbying</b>
<b>City of Rushford</b>			
Coalition of Greater Minnesota Cities	3,008	75.7%	2,277
League of Minnesota Cities	1,773	10.5%	186
<b>Total for Entity</b>	<b>\$4,781</b>		<b>\$2,463</b>
<b>City of Rushford Village</b>			
League of Minnesota Cities	886	10.5%	93
<b>Total for Entity</b>	<b>\$886</b>		<b>\$93</b>
<b>City of Rushmore</b>			
League of Minnesota Cities	444	10.5%	47
Minnesota Association of Small Cities	274	75.0%	206
<b>Total for Entity</b>	<b>\$718</b>		<b>\$253</b>
<b>City of Russell</b>			
League of Minnesota Cities	437	10.5%	46
<b>Total for Entity</b>	<b>\$437</b>		<b>\$46</b>
<b>City of Ruthton</b>			
League of Minnesota Cities	355	10.5%	37
Minnesota Association of Small Cities	236	75.0%	177
<b>Total for Entity</b>	<b>\$591</b>		<b>\$214</b>
<b>City of Rutledge</b>			
League of Minnesota Cities	700	10.5%	74
<b>Total for Entity</b>	<b>\$700</b>		<b>\$74</b>
<b>City of Sabin</b>			
League of Minnesota Cities	631	10.5%	66
Minnesota Association of Small Cities	355	75.0%	266
<b>Total for Entity</b>	<b>\$986</b>		<b>\$332</b>
<b>City of Sacred Heart</b>			
League of Minnesota Cities	626	10.5%	66
Minnesota Association of Small Cities	367	75.0%	275
<b>Total for Entity</b>	<b>\$993</b>		<b>\$341</b>

**Table 5**  
**2013 Lobbying Expenditures Paid With Association Dues**  
**Listed by Entity**

<b>Name of Entity (County)</b> <b>Association Name</b>	<b>Total Local Government Dues</b>	<b>Proportion of Dues Used for Lobbying</b>	<b>Total Dues Used for Lobbying</b>
<b>City of Saint Anthony</b>			
Association of Metropolitan Municipalities	3,437	39.4%	1,354
League of Minnesota Cities	7,439	10.5%	781
<b>Total for Entity</b>	<b>\$10,876</b>		<b>\$2,135</b>
<b>City of Saint Anthony [Stearns]</b>			
League of Minnesota Cities	700	10.5%	74
<b>Total for Entity</b>	<b>\$700</b>		<b>\$74</b>
<b>City of Saint Augusta</b>			
League of Minnesota Cities	3,304	10.5%	347
<b>Total for Entity</b>	<b>\$3,304</b>		<b>\$347</b>
<b>City of Saint Bonifacius</b>			
League of Minnesota Cities	2,301	10.5%	242
<b>Total for Entity</b>	<b>\$2,301</b>		<b>\$242</b>
<b>City of Saint Charles</b>			
Coalition of Greater Minnesota Cities	5,333	75.7%	4,037
Minnesota Association of Small Cities	1,881	75.0%	1,411
<b>Total for Entity</b>	<b>\$7,214</b>		<b>\$5,448</b>
<b>City of Saint Clair</b>			
League of Minnesota Cities	914	10.5%	96
Minnesota Association of Small Cities	512	75.0%	384
<b>Total for Entity</b>	<b>\$1,426</b>		<b>\$480</b>
<b>City of Saint Cloud</b>			
League of Minnesota Cities	27,997	10.5%	2,940
Minnesota Environmental Science & Economic Review Board	13,000	39.2%	5,096
<b>Total for Entity</b>	<b>\$40,997</b>		<b>\$8,036</b>
<b>City of Saint Francis</b>			
Association of Metropolitan Municipalities	3,073	39.4%	1,211
League of Minnesota Cities	6,564	10.5%	689
<b>Total for Entity</b>	<b>\$9,637</b>		<b>\$1,900</b>

**Table 5**  
**2013 Lobbying Expenditures Paid With Association Dues**  
**Listed by Entity**

<b>Name of Entity (County)</b> <b>Association Name</b>	<b>Total Local Government Dues</b>	<b>Proportion of Dues Used for Lobbying</b>	<b>Total Dues Used for Lobbying</b>
<b>City of Saint Hilaire</b>			
League of Minnesota Cities	390	10.5%	41
Minnesota Association of Small Cities	245	75.0%	184
<b>Total for Entity</b>	<b>\$635</b>		<b>\$225</b>
<b>City of Saint James</b>			
Coalition of Greater Minnesota Cities	6,342	75.7%	4,801
League of Minnesota Cities	8,761	10.5%	920
<b>Total for Entity</b>	<b>\$15,103</b>		<b>\$5,721</b>
<b>City of Saint Joseph</b>			
Coalition of Greater Minnesota Cities	6,974	75.7%	5,279
League of Minnesota Cities	6,067	10.5%	637
<b>Total for Entity</b>	<b>\$13,041</b>		<b>\$5,916</b>
<b>City of Saint Leo</b>			
League of Minnesota Cities	355	10.5%	37
Minnesota Association of Small Cities	165	75.0%	124
<b>Total for Entity</b>	<b>\$520</b>		<b>\$161</b>
<b>City of Saint Louis Park</b>			
Association of Metropolitan Municipalities	11,877	39.4%	4,680
League of Minnesota Cities	25,584	10.5%	2,686
<b>Total for Entity</b>	<b>\$37,461</b>		<b>\$7,366</b>
<b>City of Saint Martin</b>			
League of Minnesota Cities	412	10.5%	43
Minnesota Association of Small Cities	274	75.0%	206
<b>Total for Entity</b>	<b>\$686</b>		<b>\$249</b>
<b>City of Saint Michael</b>			
Association of Metropolitan Municipalities	300	39.4%	118
League of Minnesota Cities	13,008	10.5%	1,366
<b>Total for Entity</b>	<b>\$13,308</b>		<b>\$1,484</b>

**Table 5**  
**2013 Lobbying Expenditures Paid With Association Dues**  
**Listed by Entity**

<b>Name of Entity (County)</b> <b>Association Name</b>	<b>Total Local Government Dues</b>	<b>Proportion of Dues Used for Lobbying</b>	<b>Total Dues Used for Lobbying</b>
<b>City of Saint Paul</b>			
Association of Metropolitan Municipalities	25,230	39.4%	9,941
League of Minnesota Cities	53,998	10.5%	5,670
<b>Total for Entity</b>	<b>\$79,228</b>		<b>\$15,611</b>
<b>City of Saint Paul Park</b>			
Association of Metropolitan Municipalities	2,372	39.4%	935
League of Minnesota Cities	5,064	10.5%	532
<b>Total for Entity</b>	<b>\$7,436</b>		<b>\$1,467</b>
<b>City of Saint Peter</b>			
Coalition of Greater Minnesota Cities	15,891	75.7%	12,029
League of Minnesota Cities	9,633	10.5%	1,011
<b>Total for Entity</b>	<b>\$25,524</b>		<b>\$13,040</b>
<b>City of Saint Rosa</b>			
League of Minnesota Cities	355	10.5%	37
<b>Total for Entity</b>	<b>\$355</b>		<b>\$37</b>
<b>City of Saint Stephen</b>			
League of Minnesota Cities	934	10.5%	98
<b>Total for Entity</b>	<b>\$934</b>		<b>\$98</b>
<b>City of Sanborn</b>			
League of Minnesota Cities	437	10.5%	46
<b>Total for Entity</b>	<b>\$437</b>		<b>\$46</b>
<b>City of Sandstone</b>			
Coalition of Greater Minnesota Cities	1,076	75.7%	815
League of Minnesota Cities	2,742	10.5%	288
<b>Total for Entity</b>	<b>\$3,818</b>		<b>\$1,103</b>
<b>City of Sargeant</b>			
League of Minnesota Cities	355	10.5%	37
<b>Total for Entity</b>	<b>\$355</b>		<b>\$37</b>



**Table 5**  
**2013 Lobbying Expenditures Paid With Association Dues**  
**Listed by Entity**

<b>Name of Entity (County)</b> <b>Association Name</b>	<b>Total Local Government Dues</b>	<b>Proportion of Dues Used for Lobbying</b>	<b>Total Dues Used for Lobbying</b>
<b>City of Sartell</b>			
Coalition of Greater Minnesota Cities	12,116	75.7%	9,172
League of Minnesota Cities	12,634	10.5%	1,327
<b>Total for Entity</b>	<b>\$24,750</b>		<b>\$10,499</b>
<b>City of Sauk Centre</b>			
League of Minnesota Cities	4,201	10.5%	441
Minnesota Environmental Science & Economic Review Board	1,289	39.2%	505
<b>Total for Entity</b>	<b>\$5,490</b>		<b>\$946</b>
<b>City of Sauk Rapids</b>			
League of Minnesota Cities	10,539	10.5%	1,107
<b>Total for Entity</b>	<b>\$10,539</b>		<b>\$1,107</b>
<b>City of Savage</b>			
Association of Metropolitan Municipalities	8,449	39.4%	3,329
League of Minnesota Cities	4,544	10.5%	477
Municipal Legislative Commission	6,787	84.3%	5,721
<b>Total for Entity</b>	<b>\$19,780</b>		<b>\$9,527</b>
<b>City of Scandia</b>			
League of Minnesota Cities	3,868	10.5%	406
<b>Total for Entity</b>	<b>\$3,868</b>		<b>\$406</b>
<b>City of Scanlon</b>			
League of Minnesota Cities	1,050	10.5%	110
Minnesota Association of Small Cities	566	75.0%	424
<b>Total for Entity</b>	<b>\$1,616</b>		<b>\$534</b>
<b>City of Seaforth</b>			
League of Minnesota Cities	355	10.5%	37
<b>Total for Entity</b>	<b>\$355</b>		<b>\$37</b>
<b>City of Sebeka</b>			
League of Minnesota Cities	790	10.5%	83
Minnesota Association of Small Cities	440	75.0%	330
<b>Total for Entity</b>	<b>\$1,230</b>		<b>\$413</b>

**Table 5**  
**2013 Lobbying Expenditures Paid With Association Dues**  
**Listed by Entity**

<b>Name of Entity (County)</b> <b>Association Name</b>	<b>Total Local Government Dues</b>	<b>Proportion of Dues Used for Lobbying</b>	<b>Total Dues Used for Lobbying</b>
<b>City of Sedan</b>			
League of Minnesota Cities	355	10.5%	37
<b>Total for Entity</b>	<b>\$355</b>		<b>\$37</b>
<b>City of Shafer</b>			
League of Minnesota Cities	1,104	10.5%	116
Minnesota Association of Small Cities	620	75.0%	465
<b>Total for Entity</b>	<b>\$1,724</b>		<b>\$581</b>
<b>City of Shakopee</b>			
Association of Metropolitan Municipalities	10,349	39.4%	4,078
League of Minnesota Cities	22,420	10.5%	2,354
Municipal Legislative Commission	9,413	84.3%	7,935
<b>Total for Entity</b>	<b>\$42,182</b>		<b>\$14,367</b>
<b>City of Shelly</b>			
League of Minnesota Cities	355	10.5%	37
Minnesota Association of Small Cities	206	75.0%	154
<b>Total for Entity</b>	<b>\$561</b>		<b>\$191</b>
<b>City of Sherburn</b>			
League of Minnesota Cities	1,171	10.5%	123
<b>Total for Entity</b>	<b>\$1,171</b>		<b>\$123</b>
<b>City of Shevlin</b>			
League of Minnesota Cities	355	10.5%	37
<b>Total for Entity</b>	<b>\$355</b>		<b>\$37</b>
<b>City of Shoreview</b>			
Association of Metropolitan Municipalities	8,100	39.4%	3,191
League of Minnesota Cities	17,334	10.5%	1,820
Municipal Legislative Commission	6,279	84.3%	5,293
<b>Total for Entity</b>	<b>\$31,713</b>		<b>\$10,304</b>
<b>City of Shorewood</b>			
Association of Metropolitan Municipalities	3,106	39.4%	1,224
League of Minnesota Cities	6,688	10.5%	702
<b>Total for Entity</b>	<b>\$9,794</b>		<b>\$1,926</b>

**Table 5**  
**2013 Lobbying Expenditures Paid With Association Dues**  
**Listed by Entity**

<b>Name of Entity (County)</b> <b>Association Name</b>	<b>Total Local Government Dues</b>	<b>Proportion of Dues Used for Lobbying</b>	<b>Total Dues Used for Lobbying</b>
<b>City of Silver Bay</b>			
League of Minnesota Cities	1,877	10.5%	197
Range Association of Municipalities and Schools	700	45.0%	315
<b>Total for Entity</b>	<b>\$2,577</b>		<b>\$512</b>
<b>City of Silver Lake</b>			
League of Minnesota Cities	902	10.5%	95
<b>Total for Entity</b>	<b>\$902</b>		<b>\$95</b>
<b>City of Skyline</b>			
League of Minnesota Cities	773	10.5%	81
<b>Total for Entity</b>	<b>\$773</b>		<b>\$81</b>
<b>City of Slayton</b>			
League of Minnesota Cities	2,129	10.5%	224
<b>Total for Entity</b>	<b>\$2,129</b>		<b>\$224</b>
<b>City of Sleepy Eye</b>			
Coalition of Greater Minnesota Cities	3,881	75.7%	2,938
Highway 14 Partnership	700	100.0%	700
League of Minnesota Cities	3,481	10.5%	366
<b>Total for Entity</b>	<b>\$8,062</b>		<b>\$4,004</b>
<b>City of Sobieski</b>			
League of Minnesota Cities	355	10.5%	37
<b>Total for Entity</b>	<b>\$355</b>		<b>\$37</b>
<b>City of Solway</b>			
League of Minnesota Cities	355	10.5%	37
<b>Total for Entity</b>	<b>\$355</b>		<b>\$37</b>
<b>City of South Haven</b>			
League of Minnesota Cities	355	10.5%	37
Minnesota Association of Small Cities	204	75.0%	153
<b>Total for Entity</b>	<b>\$559</b>		<b>\$190</b>

**Table 5**  
**2013 Lobbying Expenditures Paid With Association Dues**  
**Listed by Entity**

<b>Name of Entity (County)</b> <b>Association Name</b>	<b>Total Local Government Dues</b>	<b>Proportion of Dues Used for Lobbying</b>	<b>Total Dues Used for Lobbying</b>
<b>City of South Saint Paul</b>			
Association of Metropolitan Municipalities	7,187	39.4%	2,832
League of Minnesota Cities	15,296	10.5%	1,606
<b>Total for Entity</b>	<b>\$22,483</b>		<b>\$4,438</b>
<b>City of Spicer</b>			
League of Minnesota Cities	1,236	10.5%	130
<b>Total for Entity</b>	<b>\$1,236</b>		<b>\$130</b>
<b>City of Spring Grove</b>			
League of Minnesota Cities	1,361	10.5%	143
<b>Total for Entity</b>	<b>\$1,361</b>		<b>\$143</b>
<b>City of Spring Hill</b>			
League of Minnesota Cities	355	10.5%	37
<b>Total for Entity</b>	<b>\$355</b>		<b>\$37</b>
<b>City of Spring Lake Park</b>			
League of Minnesota Cities	5,912	10.5%	621
North Metro Mayors Association	2,080	65.0%	1,352
<b>Total for Entity</b>	<b>\$7,992</b>		<b>\$1,973</b>
<b>City of Spring Park</b>			
Association of Metropolitan Municipalities	797	39.4%	314
League of Minnesota Cities	1,694	10.5%	178
<b>Total for Entity</b>	<b>\$2,491</b>		<b>\$492</b>
<b>City of Spring Valley</b>			
League of Minnesota Cities	2,440	10.5%	256
<b>Total for Entity</b>	<b>\$2,440</b>		<b>\$256</b>
<b>City of Springfield</b>			
League of Minnesota Cities	2,122	10.5%	223
<b>Total for Entity</b>	<b>\$2,122</b>		<b>\$223</b>
<b>City of Squaw Lake</b>			
League of Minnesota Cities	355	10.5%	37
<b>Total for Entity</b>	<b>\$355</b>		<b>\$37</b>

**Table 5**  
**2013 Lobbying Expenditures Paid With Association Dues**  
**Listed by Entity**

<b>Name of Entity (County)</b> <b>Association Name</b>	<b>Total Local Government Dues</b>	<b>Proportion of Dues Used for Lobbying</b>	<b>Total Dues Used for Lobbying</b>
<b>City of Stacy</b>			
League of Minnesota Cities	1,481	10.5%	156
Minnesota Association of Small Cities	805	75.0%	604
<b>Total for Entity</b>	<b>\$2,286</b>		<b>\$760</b>
<b>City of Staples</b>			
Coalition of Greater Minnesota Cities	4,483	75.7%	3,394
League of Minnesota Cities	2,910	10.5%	306
<b>Total for Entity</b>	<b>\$7,393</b>		<b>\$3,700</b>
<b>City of Starbuck</b>			
League of Minnesota Cities	2,641	10.5%	277
Minnesota Association of Small Cities	736	75.0%	552
<b>Total for Entity</b>	<b>\$3,377</b>		<b>\$829</b>
<b>City of Steen</b>			
League of Minnesota Cities	355	10.5%	37
<b>Total for Entity</b>	<b>\$355</b>		<b>\$37</b>
<b>City of Stephen</b>			
League of Minnesota Cities	743	10.5%	78
Minnesota Association of Small Cities	416	75.0%	312
<b>Total for Entity</b>	<b>\$1,159</b>		<b>\$390</b>
<b>City of Stewart</b>			
League of Minnesota Cities	652	10.5%	68
Minnesota Association of Small Cities	379	75.0%	284
<b>Total for Entity</b>	<b>\$1,031</b>		<b>\$352</b>
<b>City of Stewartville</b>			
League of Minnesota Cities	5,650	10.5%	593
<b>Total for Entity</b>	<b>\$5,650</b>		<b>\$593</b>
<b>City of Stillwater</b>			
Association of Metropolitan Municipalities	6,611	39.4%	2,605
League of Minnesota Cities	14,291	10.5%	1,501
<b>Total for Entity</b>	<b>\$20,902</b>		<b>\$4,106</b>

**Table 5**  
**2013 Lobbying Expenditures Paid With Association Dues**  
**Listed by Entity**

<b>Name of Entity (County)</b> <b>Association Name</b>	<b>Total Local Government Dues</b>	<b>Proportion of Dues Used for Lobbying</b>	<b>Total Dues Used for Lobbying</b>
<b>City of Stockton</b>			
League of Minnesota Cities	774	10.5%	81
<b>Total for Entity</b>	<b>\$774</b>		<b>\$81</b>
<b>City of Storden</b>			
League of Minnesota Cities	355	10.5%	37
<b>Total for Entity</b>	<b>\$355</b>		<b>\$37</b>
<b>City of Strandquist</b>			
League of Minnesota Cities	345	10.5%	36
<b>Total for Entity</b>	<b>\$345</b>		<b>\$36</b>
<b>City of Sturgeon Lake</b>			
League of Minnesota Cities	518	10.5%	54
<b>Total for Entity</b>	<b>\$518</b>		<b>\$54</b>
<b>City of Sunburg</b>			
League of Minnesota Cities	355	10.5%	37
<b>Total for Entity</b>	<b>\$355</b>		<b>\$37</b>
<b>City of Sunfish Lake</b>			
Association of Metropolitan Municipalities	289	39.4%	114
League of Minnesota Cities	618	10.5%	65
<b>Total for Entity</b>	<b>\$907</b>		<b>\$179</b>
<b>City of Swanville</b>			
League of Minnesota Cities	449	10.5%	47
Minnesota Association of Small Cities	232	75.0%	174
<b>Total for Entity</b>	<b>\$681</b>		<b>\$221</b>
<b>City of Taconite</b>			
League of Minnesota Cities	734	10.5%	77
Minnesota Association of Small Cities	284	75.0%	213
Range Association of Municipalities and Schools	450	45.0%	202
<b>Total for Entity</b>	<b>\$1,468</b>		<b>\$492</b>

**Table 5**  
**2013 Lobbying Expenditures Paid With Association Dues**  
**Listed by Entity**

<b>Name of Entity (County) Association Name</b>	<b>Total Local Government Dues</b>	<b>Proportion of Dues Used for Lobbying</b>	<b>Total Dues Used for Lobbying</b>
<b>City of Tamarack</b>			
League of Minnesota Cities	355	10.5%	37
Minnesota Association of Small Cities	164	75.0%	123
<b>Total for Entity</b>	<b>\$519</b>		<b>\$160</b>
<b>City of Taunton</b>			
League of Minnesota Cities	355	10.5%	37
Minnesota Association of Small Cities	182	75.0%	136
<b>Total for Entity</b>	<b>\$537</b>		<b>\$173</b>
<b>City of Taylors Falls</b>			
League of Minnesota Cities	1,032	10.5%	108
<b>Total for Entity</b>	<b>\$1,032</b>		<b>\$108</b>
<b>City of Tenstrike</b>			
League of Minnesota Cities	355	10.5%	37
<b>Total for Entity</b>	<b>\$355</b>		<b>\$37</b>
<b>City of Thief River Falls</b>			
Coalition of Greater Minnesota Cities	11,888	75.7%	8,999
League of Minnesota Cities	7,607	10.5%	799
Minnesota Environmental Science & Economic Review Board	2,637	39.2%	1,034
<b>Total for Entity</b>	<b>\$22,132</b>		<b>\$10,832</b>
<b>City of Thomson</b>			
League of Minnesota Cities	355	10.5%	37
Minnesota Association of Small Cities	192	75.0%	144
<b>Total for Entity</b>	<b>\$547</b>		<b>\$181</b>
<b>City of Tintah</b>			
League of Minnesota Cities	355	10.5%	37
<b>Total for Entity</b>	<b>\$355</b>		<b>\$37</b>
<b>City of Tonka Bay</b>			
League of Minnesota Cities	1,531	10.5%	161
<b>Total for Entity</b>	<b>\$1,531</b>		<b>\$161</b>

**Table 5**  
**2013 Lobbying Expenditures Paid With Association Dues**  
**Listed by Entity**

<b>Name of Entity (County)</b> <b>Association Name</b>	<b>Total Local Government Dues</b>	<b>Proportion of Dues Used for Lobbying</b>	<b>Total Dues Used for Lobbying</b>
<b>City of Tower</b>			
League of Minnesota Cities	592	10.5%	62
Minnesota Association of Small Cities	345	75.0%	259
Range Association of Municipalities and Schools	450	45.0%	202
<b>Total for Entity</b>	<b>\$1,387</b>		<b>\$523</b>
<b>City of Tracy</b>			
League of Minnesota Cities	4,251	10.5%	446
<b>Total for Entity</b>	<b>\$4,251</b>		<b>\$446</b>
<b>City of Trail</b>			
League of Minnesota Cities	355	10.5%	37
<b>Total for Entity</b>	<b>\$355</b>		<b>\$37</b>
<b>City of Trimont</b>			
League of Minnesota Cities	813	10.5%	85
Minnesota Association of Small Cities	456	75.0%	342
<b>Total for Entity</b>	<b>\$1,269</b>		<b>\$427</b>
<b>City of Trommald</b>			
League of Minnesota Cities	355	10.5%	37
<b>Total for Entity</b>	<b>\$355</b>		<b>\$37</b>
<b>City of Truman</b>			
League of Minnesota Cities	1,155	10.5%	121
<b>Total for Entity</b>	<b>\$1,155</b>		<b>\$121</b>
<b>City of Twin Valley</b>			
League of Minnesota Cities	882	10.5%	93
Minnesota Association of Small Cities	489	75.0%	367
<b>Total for Entity</b>	<b>\$1,371</b>		<b>\$460</b>
<b>City of Two Harbors</b>			
Coalition of Greater Minnesota Cities	2,672	75.7%	2,023
League of Minnesota Cities	3,617	10.5%	380
<b>Total for Entity</b>	<b>\$6,289</b>		<b>\$2,403</b>



**Table 5**  
**2013 Lobbying Expenditures Paid With Association Dues**  
**Listed by Entity**

<b>Name of Entity (County)</b> <b>Association Name</b>	<b>Total Local Government Dues</b>	<b>Proportion of Dues Used for Lobbying</b>	<b>Total Dues Used for Lobbying</b>
<b>City of Tyler</b>			
League of Minnesota Cities	1,187	10.5%	125
<b>Total for Entity</b>	<b>\$1,187</b>		<b>\$125</b>
<b>City of Ulen</b>			
League of Minnesota Cities	643	10.5%	68
<b>Total for Entity</b>	<b>\$643</b>		<b>\$68</b>
<b>City of Underwood</b>			
League of Minnesota Cities	439	10.5%	46
Minnesota Association of Small Cities	273	75.0%	205
<b>Total for Entity</b>	<b>\$712</b>		<b>\$251</b>
<b>City of Upsala</b>			
League of Minnesota Cities	528	10.5%	55
<b>Total for Entity</b>	<b>\$528</b>		<b>\$55</b>
<b>City of Utica</b>			
League of Minnesota Cities	780	10.5%	82
Minnesota Association of Small Cities	214	75.0%	160
<b>Total for Entity</b>	<b>\$994</b>		<b>\$242</b>
<b>City of Vadnais Heights</b>			
League of Minnesota Cities	10,370	10.5%	1,089
<b>Total for Entity</b>	<b>\$10,370</b>		<b>\$1,089</b>
<b>City of Vergas</b>			
League of Minnesota Cities	438	10.5%	46
<b>Total for Entity</b>	<b>\$438</b>		<b>\$46</b>
<b>City of Vermillion</b>			
League of Minnesota Cities	521	10.5%	55
<b>Total for Entity</b>	<b>\$521</b>		<b>\$55</b>
<b>City of Verndale</b>			
League of Minnesota Cities	687	10.5%	72
<b>Total for Entity</b>	<b>\$687</b>		<b>\$72</b>

**Table 5**  
**2013 Lobbying Expenditures Paid With Association Dues**  
**Listed by Entity**

<b>Name of Entity (County)</b> <b>Association Name</b>	<b>Total Local Government Dues</b>	<b>Proportion of Dues Used for Lobbying</b>	<b>Total Dues Used for Lobbying</b>
<b>City of Vernon Center</b>			
League of Minnesota Cities	437	10.5%	46
<b>Total for Entity</b>	<b>\$437</b>		<b>\$46</b>
<b>City of Vesta</b>			
League of Minnesota Cities	420	10.5%	44
Minnesota Association of Small Cities	264	75.0%	198
<b>Total for Entity</b>	<b>\$684</b>		<b>\$242</b>
<b>City of Victoria</b>			
Association of Metropolitan Municipalities	3,119	39.4%	1,229
League of Minnesota Cities	6,960	10.5%	731
<b>Total for Entity</b>	<b>\$10,079</b>		<b>\$1,960</b>
<b>City of Viking</b>			
League of Minnesota Cities	700	10.5%	74
<b>Total for Entity</b>	<b>\$700</b>		<b>\$74</b>
<b>City of Villard</b>			
League of Minnesota Cities	348	10.5%	37
<b>Total for Entity</b>	<b>\$348</b>		<b>\$37</b>
<b>City of Vining</b>			
League of Minnesota Cities	355	10.5%	37
Minnesota Association of Small Cities	155	75.0%	116
<b>Total for Entity</b>	<b>\$510</b>		<b>\$153</b>
<b>City of Virginia</b>			
Coalition of Greater Minnesota Cities	12,064	75.7%	9,132
League of Minnesota Cities	7,637	10.5%	802
Range Association of Municipalities and Schools	950	45.0%	428
<b>Total for Entity</b>	<b>\$20,651</b>		<b>\$10,362</b>
<b>City of Wabasha</b>			
League of Minnesota Cities	2,476	10.5%	260
<b>Total for Entity</b>	<b>\$2,476</b>		<b>\$260</b>

**Table 5**  
**2013 Lobbying Expenditures Paid With Association Dues**  
**Listed by Entity**

<b>Name of Entity (County)</b> <b>Association Name</b>	<b>Total Local Government Dues</b>	<b>Proportion of Dues Used for Lobbying</b>	<b>Total Dues Used for Lobbying</b>
<b>City of Wabasso</b>			
League of Minnesota Cities	776	10.5%	81
Minnesota Association of Small Cities	413	75.0%	310
<b>Total for Entity</b>	<b>\$1,189</b>		<b>\$391</b>
<b>City of Waconia</b>			
Association of Metropolitan Municipalities	4,293	39.4%	1,691
League of Minnesota Cities	9,347	10.5%	981
<b>Total for Entity</b>	<b>\$13,640</b>		<b>\$2,672</b>
<b>City of Wadena</b>			
Coalition of Greater Minnesota Cities	5,742	75.7%	4,347
League of Minnesota Cities	3,921	10.5%	412
<b>Total for Entity</b>	<b>\$9,663</b>		<b>\$4,759</b>
<b>City of Wahkon</b>			
League of Minnesota Cities	355	10.5%	37
<b>Total for Entity</b>	<b>\$355</b>		<b>\$37</b>
<b>City of Waite Park</b>			
Coalition of Greater Minnesota Cities	4,764	75.7%	3,606
League of Minnesota Cities	6,637	10.5%	697
<b>Total for Entity</b>	<b>\$11,401</b>		<b>\$4,303</b>
<b>City of Walker</b>			
League of Minnesota Cities	992	10.5%	104
Minnesota Association of Small Cities	536	75.0%	402
<b>Total for Entity</b>	<b>\$1,528</b>		<b>\$506</b>
<b>City of Walnut Grove</b>			
League of Minnesota Cities	1,849	10.5%	194
<b>Total for Entity</b>	<b>\$1,849</b>		<b>\$194</b>
<b>City of Walters</b>			
League of Minnesota Cities	355	10.5%	37
Minnesota Association of Small Cities	157	75.0%	118
<b>Total for Entity</b>	<b>\$512</b>		<b>\$155</b>

**Table 5**  
**2013 Lobbying Expenditures Paid With Association Dues**  
**Listed by Entity**

<b>Name of Entity (County)</b> <b>Association Name</b>	<b>Total Local Government Dues</b>	<b>Proportion of Dues Used for Lobbying</b>	<b>Total Dues Used for Lobbying</b>
<b>City of Waltham</b>			
League of Minnesota Cities	355	10.5%	37
<b>Total for Entity</b>	<b>\$355</b>		<b>\$37</b>
<b>City of Wanamingo</b>			
League of Minnesota Cities	1,143	10.5%	120
<b>Total for Entity</b>	<b>\$1,143</b>		<b>\$120</b>
<b>City of Wanda</b>			
League of Minnesota Cities	355	10.5%	37
Minnesota Association of Small Cities	158	75.0%	118
<b>Total for Entity</b>	<b>\$513</b>		<b>\$155</b>
<b>City of Warba</b>			
League of Minnesota Cities	355	10.5%	37
<b>Total for Entity</b>	<b>\$355</b>		<b>\$37</b>
<b>City of Warren</b>			
Coalition of Greater Minnesota Cities	2,922	75.7%	2,212
League of Minnesota Cities	1,595	10.5%	167
Minnesota Association of Small Cities	853	75.0%	640
<b>Total for Entity</b>	<b>\$5,370</b>		<b>\$3,019</b>
<b>City of Warroad</b>			
Coalition of Greater Minnesota Cities	3,066	75.7%	2,321
League of Minnesota Cities	1,783	10.5%	187
<b>Total for Entity</b>	<b>\$4,849</b>		<b>\$2,508</b>
<b>City of Waseca</b>			
Coalition of Greater Minnesota Cities	12,962	75.7%	9,812
Highway 14 Partnership	1,825	100.0%	1,825
League of Minnesota Cities	8,214	10.5%	862
Minnesota Environmental Science & Economic Review Board	2,541	39.2%	996
<b>Total for Entity</b>	<b>\$25,542</b>		<b>\$13,495</b>
<b>City of Watertown</b>			
League of Minnesota Cities	4,119	10.5%	432
<b>Total for Entity</b>	<b>\$4,119</b>		<b>\$432</b>

**Table 5**  
**2013 Lobbying Expenditures Paid With Association Dues**  
**Listed by Entity**

<b>Name of Entity (County)</b> <b>Association Name</b>	<b>Total Local Government Dues</b>	<b>Proportion of Dues Used for Lobbying</b>	<b>Total Dues Used for Lobbying</b>
<b>City of Waterville</b>			
League of Minnesota Cities	1,881	10.5%	198
Minnesota Association of Small Cities	998	75.0%	748
<b>Total for Entity</b>	<b>\$2,879</b>		<b>\$946</b>
<b>City of Watkins</b>			
League of Minnesota Cities	1,014	10.5%	106
Minnesota Association of Small Cities	544	75.0%	408
<b>Total for Entity</b>	<b>\$1,558</b>		<b>\$514</b>
<b>City of Watson</b>			
League of Minnesota Cities	355	10.5%	37
<b>Total for Entity</b>	<b>\$355</b>		<b>\$37</b>
<b>City of Waubun</b>			
League of Minnesota Cities	506	10.5%	53
<b>Total for Entity</b>	<b>\$506</b>		<b>\$53</b>
<b>City of Waverly</b>			
League of Minnesota Cities	1,420	10.5%	149
Minnesota Association of Small Cities	760	75.0%	570
<b>Total for Entity</b>	<b>\$2,180</b>		<b>\$719</b>
<b>City of Wayzata</b>			
Association of Metropolitan Municipalities	845	39.4%	333
League of Minnesota Cities	3,673	10.5%	386
<b>Total for Entity</b>	<b>\$4,518</b>		<b>\$719</b>
<b>City of Welcome</b>			
League of Minnesota Cities	756	10.5%	79
Minnesota Association of Small Cities	429	75.0%	322
<b>Total for Entity</b>	<b>\$1,185</b>		<b>\$401</b>
<b>City of Wells</b>			
League of Minnesota Cities	4,540	10.5%	477
<b>Total for Entity</b>	<b>\$4,540</b>		<b>\$477</b>

**Table 5**  
**2013 Lobbying Expenditures Paid With Association Dues**  
**Listed by Entity**

<b>Name of Entity (County)</b> <b>Association Name</b>	<b>Total Local Government Dues</b>	<b>Proportion of Dues Used for Lobbying</b>	<b>Total Dues Used for Lobbying</b>
<b>City of Wendell</b>			
League of Minnesota Cities	355	10.5%	37
Minnesota Association of Small Cities	200	75.0%	150
<b>Total for Entity</b>	<b>\$555</b>		<b>\$187</b>
<b>City of West Concord</b>			
League of Minnesota Cities	859	10.5%	90
<b>Total for Entity</b>	<b>\$859</b>		<b>\$90</b>
<b>City of West Saint Paul</b>			
Association of Metropolitan Municipalities	7,015	39.4%	2,764
League of Minnesota Cities	29,509	10.5%	3,098
<b>Total for Entity</b>	<b>\$36,524</b>		<b>\$5,862</b>
<b>City of Westbrook</b>			
League of Minnesota Cities	812	10.5%	85
Minnesota Association of Small Cities	453	75.0%	340
<b>Total for Entity</b>	<b>\$1,265</b>		<b>\$425</b>
<b>City of Wheaton</b>			
League of Minnesota Cities	1,450	10.5%	152
<b>Total for Entity</b>	<b>\$1,450</b>		<b>\$152</b>
<b>City of White Bear Lake</b>			
Association of Metropolitan Municipalities	7,866	39.4%	3,099
League of Minnesota Cities	16,797	10.5%	1,764
<b>Total for Entity</b>	<b>\$24,663</b>		<b>\$4,863</b>
<b>City of Wilder</b>			
Minnesota Association of Small Cities	147	75.0%	110
<b>Total for Entity</b>	<b>\$147</b>		<b>\$110</b>
<b>City of Willernie</b>			
League of Minnesota Cities	599	10.5%	63
<b>Total for Entity</b>	<b>\$599</b>		<b>\$63</b>
<b>City of Williams</b>			
League of Minnesota Cities	355	10.5%	37
<b>Total for Entity</b>	<b>\$355</b>		<b>\$37</b>

**Table 5**  
**2013 Lobbying Expenditures Paid With Association Dues**  
**Listed by Entity**

<b>Name of Entity (County)</b> <b>Association Name</b>	<b>Total Local Government Dues</b>	<b>Proportion of Dues Used for Lobbying</b>	<b>Total Dues Used for Lobbying</b>
<b>City of Willmar</b>			
Coalition of Greater Minnesota Cities	31,955	75.7%	24,190
League of Minnesota Cities	29,464	10.5%	3,094
Minnesota Environmental Science & Economic Review Board	5,086	39.2%	1,994
<b>Total for Entity</b>	<b>\$66,505</b>		<b>\$29,278</b>
<b>City of Willow River</b>			
League of Minnesota Cities	508	10.5%	53
<b>Total for Entity</b>	<b>\$508</b>		<b>\$53</b>
<b>City of Wilmont</b>			
League of Minnesota Cities	441	10.5%	46
<b>Total for Entity</b>	<b>\$441</b>		<b>\$46</b>
<b>City of Wilton</b>			
League of Minnesota Cities	355	10.5%	37
<b>Total for Entity</b>	<b>\$355</b>		<b>\$37</b>
<b>City of Windom</b>			
Coalition of Greater Minnesota Cities	6,389	75.7%	4,836
League of Minnesota Cities	4,467	10.5%	469
Minnesota Environmental Science & Economic Review Board	1,658	39.2%	650
<b>Total for Entity</b>	<b>\$12,514</b>		<b>\$5,955</b>
<b>City of Winger</b>			
League of Minnesota Cities	355	10.5%	37
<b>Total for Entity</b>	<b>\$355</b>		<b>\$37</b>
<b>City of Winnebago</b>			
League of Minnesota Cities	1,455	10.5%	153
<b>Total for Entity</b>	<b>\$1,455</b>		<b>\$153</b>
<b>City of Winona</b>			
Coalition of Greater Minnesota Cities	52,873	75.7%	40,025
League of Minnesota Cities	18,267	10.5%	1,918
Minnesota Environmental Science & Economic Review Board	6,360	39.2%	2,493
<b>Total for Entity</b>	<b>\$77,500</b>		<b>\$44,436</b>

**Table 5**  
**2013 Lobbying Expenditures Paid With Association Dues**  
**Listed by Entity**

<b>Name of Entity (County)</b> <b>Association Name</b>	<b>Total Local Government Dues</b>	<b>Proportion of Dues Used for Lobbying</b>	<b>Total Dues Used for Lobbying</b>
<b>City of Winsted</b>			
Coalition of Greater Minnesota Cities	933	75.7%	706
League of Minnesota Cities	2,311	10.5%	243
<b>Total for Entity</b>	<b>\$3,244</b>		<b>\$949</b>
<b>City of Winthrop</b>			
League of Minnesota Cities	1,440	10.5%	151
Minnesota Association of Small Cities	780	75.0%	585
<b>Total for Entity</b>	<b>\$2,220</b>		<b>\$736</b>
<b>City of Winton</b>			
League of Minnesota Cities	355	10.5%	37
<b>Total for Entity</b>	<b>\$355</b>		<b>\$37</b>
<b>City of Wolf Lake</b>			
League of Minnesota Cities	355	10.5%	37
<b>Total for Entity</b>	<b>\$355</b>		<b>\$37</b>
<b>City of Wolverton</b>			
League of Minnesota Cities	355	10.5%	37
Minnesota Association of Small Cities	184	75.0%	138
<b>Total for Entity</b>	<b>\$539</b>		<b>\$175</b>
<b>City of Wood Lake</b>			
League of Minnesota Cities	527	10.5%	55
Minnesota Association of Small Cities	309	75.0%	232
<b>Total for Entity</b>	<b>\$836</b>		<b>\$287</b>
<b>City of Woodbury</b>			
Association of Metropolitan Municipalities	13,400	39.4%	5,280
League of Minnesota Cities	28,682	10.5%	3,012
Municipal Legislative Commission	10,500	84.3%	8,852
<b>Total for Entity</b>	<b>\$52,582</b>		<b>\$17,144</b>
<b>City of Woodland</b>			
League of Minnesota Cities	538	10.5%	56
<b>Total for Entity</b>	<b>\$538</b>		<b>\$56</b>



**Table 5**  
**2013 Lobbying Expenditures Paid With Association Dues**  
**Listed by Entity**

<b>Name of Entity (County)</b> <b>Association Name</b>	<b>Total Local Government Dues</b>	<b>Proportion of Dues Used for Lobbying</b>	<b>Total Dues Used for Lobbying</b>
<b>City of Worthington</b>			
Coalition of Greater Minnesota Cities	17,427	75.7%	13,192
League of Minnesota Cities	10,545	10.5%	1,107
<b>Total for Entity</b>	<b>\$27,972</b>		<b>\$14,299</b>
<b>City of Wrenshall</b>			
League of Minnesota Cities	499	10.5%	52
<b>Total for Entity</b>	<b>\$499</b>		<b>\$52</b>
<b>City of Wright</b>			
League of Minnesota Cities	355	10.5%	37
<b>Total for Entity</b>	<b>\$355</b>		<b>\$37</b>
<b>City of Wykoff</b>			
League of Minnesota Cities	540	10.5%	57
Minnesota Association of Small Cities	319	75.0%	239
<b>Total for Entity</b>	<b>\$859</b>		<b>\$296</b>
<b>City of Wyoming</b>			
League of Minnesota Cities	6,948	10.5%	730
<b>Total for Entity</b>	<b>\$6,948</b>		<b>\$730</b>
<b>City of Zemple</b>			
League of Minnesota Cities	700	10.5%	74
<b>Total for Entity</b>	<b>\$700</b>		<b>\$74</b>
<b>City of Zimmerman</b>			
League of Minnesota Cities	5,003	10.5%	525
<b>Total for Entity</b>	<b>\$5,003</b>		<b>\$525</b>
<b>City of Zumbro Falls</b>			
League of Minnesota Cities	355	10.5%	37
<b>Total for Entity</b>	<b>\$355</b>		<b>\$37</b>
<b>City of Zumbrota</b>			
League of Minnesota Cities	3,218	10.5%	338
<b>Total for Entity</b>	<b>\$3,218</b>		<b>\$338</b>

**Table 5**  
**2013 Lobbying Expenditures Paid With Association Dues**  
**Listed by Entity**

<b>Name of Entity (County)</b> <b>Association Name</b>	<b>Total Local Government Dues</b>	<b>Proportion of Dues Used for Lobbying</b>	<b>Total Dues Used for Lobbying</b>
<b>Claremont Township (Dodge)</b>			
Minnesota Association of Townships	488	8.0%	39
<b>Total for Entity</b>	<b>\$488</b>		<b>\$39</b>
<b>Clark Township (Aitkin)</b>			
Minnesota Association of Townships	323	8.0%	26
<b>Total for Entity</b>	<b>\$323</b>		<b>\$26</b>
<b>Clark Township (Faribault)</b>			
Minnesota Association of Townships	421	8.0%	34
<b>Total for Entity</b>	<b>\$421</b>		<b>\$34</b>
<b>Clay County</b>			
Association of Minnesota Counties	17,208	15.6%	2,684
Minnesota Rural Counties Caucus	2,100	35.6%	748
<b>Total for Entity</b>	<b>\$19,308</b>		<b>\$3,432</b>
<b>Clay Soil and Water Conservation District</b>			
Minnesota Association of Soil & Water Conservation Districts	2,866	26.0%	745
<b>Total for Entity</b>	<b>\$2,866</b>		<b>\$745</b>
<b>Clay Township (Hubbard)</b>			
Minnesota Association of Townships	293	8.0%	23
<b>Total for Entity</b>	<b>\$293</b>		<b>\$23</b>
<b>Clayton Township (Mower)</b>			
Minnesota Association of Townships	321	8.0%	26
<b>Total for Entity</b>	<b>\$321</b>		<b>\$26</b>
<b>Clear Lake Township (Sherburne)</b>			
Minnesota Association of Townships	906	8.0%	72
<b>Total for Entity</b>	<b>\$906</b>		<b>\$72</b>
<b>Clearwater County</b>			
Association of Minnesota Counties	5,098	15.6%	795
Minnesota Rural Counties Caucus	2,100	35.6%	748
<b>Total for Entity</b>	<b>\$7,198</b>		<b>\$1,543</b>

**Table 5**  
**2013 Lobbying Expenditures Paid With Association Dues**  
**Listed by Entity**

<b>Name of Entity (County)</b> <b>Association Name</b>	<b>Total Local Government Dues</b>	<b>Proportion of Dues Used for Lobbying</b>	<b>Total Dues Used for Lobbying</b>
<b>Clearwater River Watershed District</b>			
League of Minnesota Cities	1,611	10.5%	169
Minnesota Association of Watershed Districts	1,844	28.2%	520
<b>Total for Entity</b>	<b>\$3,455</b>		<b>\$689</b>
<b>Clearwater Soil and Water Conservation District</b>			
Minnesota Association of Soil & Water Conservation Districts	1,966	26.0%	511
<b>Total for Entity</b>	<b>\$1,966</b>		<b>\$511</b>
<b>Clearwater Township (Wright)</b>			
Minnesota Association of Townships	836	8.0%	67
<b>Total for Entity</b>	<b>\$836</b>		<b>\$67</b>
<b>Cleveland Township (Le Sueur)</b>			
Minnesota Association of Townships	548	8.0%	44
<b>Total for Entity</b>	<b>\$548</b>		<b>\$44</b>
<b>Clifton Township (Lyon)</b>			
Minnesota Association of Townships	349	8.0%	28
<b>Total for Entity</b>	<b>\$349</b>		<b>\$28</b>
<b>Clifton Township (Traverse)</b>			
Minnesota Association of Townships	293	8.0%	23
<b>Total for Entity</b>	<b>\$293</b>		<b>\$23</b>
<b>Clinton Falls Township (Steele)</b>			
Minnesota Association of Townships	451	8.0%	36
<b>Total for Entity</b>	<b>\$451</b>		<b>\$36</b>
<b>Clinton Township (Rock)</b>			
Minnesota Association of Townships	427	8.0%	34
<b>Total for Entity</b>	<b>\$427</b>		<b>\$34</b>
<b>Clinton Township (Saint Louis)</b>			
Minnesota Association of Townships	734	8.0%	59
Range Association of Municipalities and Schools	400	45.0%	180
<b>Total for Entity</b>	<b>\$1,134</b>		<b>\$239</b>

**Table 5**  
**2013 Lobbying Expenditures Paid With Association Dues**  
**Listed by Entity**

<b>Name of Entity (County)</b> <b>Association Name</b>	<b>Total Local Government Dues</b>	<b>Proportion of Dues Used for Lobbying</b>	<b>Total Dues Used for Lobbying</b>
<b>Clitherall Township (Otter Tail)</b>			
Minnesota Association of Townships	486	8.0%	39
<b>Total for Entity</b>	<b>\$486</b>		<b>\$39</b>
<b>Clontarf Township (Swift)</b>			
Minnesota Association of Townships	297	8.0%	24
<b>Total for Entity</b>	<b>\$297</b>		<b>\$24</b>
<b>Clover Leaf Township (Pennington)</b>			
Minnesota Association of Townships	297	8.0%	24
<b>Total for Entity</b>	<b>\$297</b>		<b>\$24</b>
<b>Clover Township (Clearwater)</b>			
Minnesota Association of Townships	308	8.0%	25
<b>Total for Entity</b>	<b>\$308</b>		<b>\$25</b>
<b>Clover Township (Hubbard)</b>			
Minnesota Association of Townships	319	8.0%	26
<b>Total for Entity</b>	<b>\$319</b>		<b>\$26</b>
<b>Clover Township (Mahnomen)</b>			
Minnesota Association of Townships	311	8.0%	25
<b>Total for Entity</b>	<b>\$311</b>		<b>\$25</b>
<b>Clover Township (Pine)</b>			
Minnesota Association of Townships	371	8.0%	30
<b>Total for Entity</b>	<b>\$371</b>		<b>\$30</b>
<b>Clow Township (Kittson)</b>			
Minnesota Association of Townships	285	8.0%	23
<b>Total for Entity</b>	<b>\$285</b>		<b>\$23</b>
<b>Cokato Township (Wright)</b>			
Minnesota Association of Townships	835	8.0%	67
<b>Total for Entity</b>	<b>\$835</b>		<b>\$67</b>
<b>Colfax Township (Kandiyohi)</b>			
Minnesota Association of Townships	514	8.0%	41
<b>Total for Entity</b>	<b>\$514</b>		<b>\$41</b>

**Table 5**  
**2013 Lobbying Expenditures Paid With Association Dues**  
**Listed by Entity**

<b>Name of Entity (County)</b> <b>Association Name</b>	<b>Total Local Government Dues</b>	<b>Proportion of Dues Used for Lobbying</b>	<b>Total Dues Used for Lobbying</b>
<b>Collegeville Township (Stearns)</b>			
Minnesota Association of Townships	1,513	8.0%	121
<b>Total for Entity</b>	<b>\$1,513</b>		<b>\$121</b>
<b>Collins Township (McLeod)</b>			
Minnesota Association of Townships	490	8.0%	39
<b>Total for Entity</b>	<b>\$490</b>		<b>\$39</b>
<b>Collinwood Township (Meeker)</b>			
Minnesota Association of Townships	766	8.0%	61
<b>Total for Entity</b>	<b>\$766</b>		<b>\$61</b>
<b>Columbia Township (Polk)</b>			
Minnesota Association of Townships	489	8.0%	39
<b>Total for Entity</b>	<b>\$489</b>		<b>\$39</b>
<b>Colvin Township (Saint Louis)</b>			
Minnesota Association of Townships	441	8.0%	35
<b>Total for Entity</b>	<b>\$441</b>		<b>\$35</b>
<b>Comfort Lake Forest Lake Watershed District</b>			
League of Minnesota Cities	1,611	10.5%	169
Minnesota Association of Watershed Districts	2,315	28.2%	653
<b>Total for Entity</b>	<b>\$3,926</b>		<b>\$822</b>
<b>Comfort Township (Kanabec)</b>			
Minnesota Association of Townships	755	8.0%	60
<b>Total for Entity</b>	<b>\$755</b>		<b>\$60</b>
<b>Como Township (Marshall)</b>			
Minnesota Association of Townships	282	8.0%	23
<b>Total for Entity</b>	<b>\$282</b>		<b>\$23</b>
<b>Compton Township (Otter Tail)</b>			
Minnesota Association of Townships	600	8.0%	48
<b>Total for Entity</b>	<b>\$600</b>		<b>\$48</b>
<b>Comstock Township (Marshall)</b>			
Minnesota Association of Townships	604	8.0%	48
<b>Total for Entity</b>	<b>\$604</b>		<b>\$48</b>

**Table 5**  
**2013 Lobbying Expenditures Paid With Association Dues**  
**Listed by Entity**

<b>Name of Entity (County) Association Name</b>	<b>Total Local Government Dues</b>	<b>Proportion of Dues Used for Lobbying</b>	<b>Total Dues Used for Lobbying</b>
<b>Concord Township (Dodge)</b>			
Minnesota Association of Townships	524	8.0%	42
<b>Total for Entity</b>	<b>\$524</b>		<b>\$42</b>
<b>Connelly Township (Wilkin)</b>			
Minnesota Association of Townships	308	8.0%	25
<b>Total for Entity</b>	<b>\$308</b>		<b>\$25</b>
<b>Cook County</b>			
Arrowhead Counties Association	2,750	80.0%	2,200
Association of Minnesota Counties	4,858	15.6%	758
Minnesota Rural Counties Caucus	2,100	35.6%	748
<b>Total for Entity</b>	<b>\$9,708</b>		<b>\$3,706</b>
<b>Cook County Soil and Water Conservation District</b>			
Minnesota Association of Soil & Water Conservation Districts	1,966	26.0%	511
<b>Total for Entity</b>	<b>\$1,966</b>		<b>\$511</b>
<b>Coon Creek Township (Lyon)</b>			
Minnesota Association of Townships	348	8.0%	28
<b>Total for Entity</b>	<b>\$348</b>		<b>\$28</b>
<b>Coon Creek Watershed District</b>			
League of Minnesota Cities	1,611	10.5%	169
Minnesota Association of Watershed Districts	3,500	28.2%	987
<b>Total for Entity</b>	<b>\$5,111</b>		<b>\$1,156</b>
<b>Copley Township (Clearwater)</b>			
Minnesota Association of Townships	621	8.0%	50
<b>Total for Entity</b>	<b>\$621</b>		<b>\$50</b>
<b>Cordova Township (Le Sueur)</b>			
Minnesota Association of Townships	490	8.0%	39
<b>Total for Entity</b>	<b>\$490</b>		<b>\$39</b>
<b>Corinna Township (Wright)</b>			
Minnesota Association of Townships	1,159	8.0%	93
<b>Total for Entity</b>	<b>\$1,159</b>		<b>\$93</b>

**Table 5**  
**2013 Lobbying Expenditures Paid With Association Dues**  
**Listed by Entity**

<b>Name of Entity (County)</b> <b>Association Name</b>	<b>Total Local Government Dues</b>	<b>Proportion of Dues Used for Lobbying</b>	<b>Total Dues Used for Lobbying</b>
<b>Corliss Township (Otter Tail)</b>			
Minnesota Association of Townships	499	8.0%	40
<b>Total for Entity</b>	<b>\$499</b>		<b>\$40</b>
<b>Cormant Township (Beltrami)</b>			
Minnesota Association of Townships	324	8.0%	26
<b>Total for Entity</b>	<b>\$324</b>		<b>\$26</b>
<b>Cormorant Lakes Watershed District</b>			
Minnesota Association of Watershed Districts	635	28.2%	179
<b>Total for Entity</b>	<b>\$635</b>		<b>\$179</b>
<b>Cormorant Township (Becker)</b>			
Minnesota Association of Townships	742	8.0%	59
<b>Total for Entity</b>	<b>\$742</b>		<b>\$59</b>
<b>Cornish Township (Aitkin)</b>			
Minnesota Association of Townships	280	8.0%	22
<b>Total for Entity</b>	<b>\$280</b>		<b>\$22</b>
<b>Cornish Township (Sibley)</b>			
Minnesota Association of Townships	347	8.0%	28
<b>Total for Entity</b>	<b>\$347</b>		<b>\$28</b>
<b>Cosmos Township (Meeker)</b>			
Minnesota Association of Townships	343	8.0%	27
<b>Total for Entity</b>	<b>\$343</b>		<b>\$27</b>
<b>Cotton Township (Saint Louis)</b>			
Minnesota Association of Townships	481	8.0%	38
<b>Total for Entity</b>	<b>\$481</b>		<b>\$38</b>
<b>Cottonwood County</b>			
Association of Minnesota Counties	6,921	15.6%	1,080
<b>Total for Entity</b>	<b>\$6,921</b>		<b>\$1,080</b>
<b>Cottonwood Soil and Water Conservation District</b>			
Minnesota Association of Soil & Water Conservation Districts	1,966	26.0%	511
<b>Total for Entity</b>	<b>\$1,966</b>		<b>\$511</b>

**Table 5**  
**2013 Lobbying Expenditures Paid With Association Dues**  
**Listed by Entity**

<b>Name of Entity (County)</b> <b>Association Name</b>	<b>Total Local Government Dues</b>	<b>Proportion of Dues Used for Lobbying</b>	<b>Total Dues Used for Lobbying</b>
<b>Cottonwood Township (Brown)</b>			
Minnesota Association of Townships	607	8.0%	49
<b>Total for Entity</b>	<b>\$607</b>		<b>\$49</b>
<b>Courtland Township (Nicollet)</b>			
Minnesota Association of Townships	537	8.0%	43
<b>Total for Entity</b>	<b>\$537</b>		<b>\$43</b>
<b>Crane Lake Township (Saint Louis)</b>			
Minnesota Association of Townships	296	8.0%	24
<b>Total for Entity</b>	<b>\$296</b>		<b>\$24</b>
<b>Crane Lake Water and Sanitary District</b>			
League of Minnesota Cities	1,611	10.5%	169
<b>Total for Entity</b>	<b>\$1,611</b>		<b>\$169</b>
<b>Crate Township (Chippewa)</b>			
Minnesota Association of Townships	336	8.0%	27
<b>Total for Entity</b>	<b>\$336</b>		<b>\$27</b>
<b>Credit River Township (Scott)</b>			
Minnesota Association of Townships	2,062	8.0%	165
<b>Total for Entity</b>	<b>\$2,062</b>		<b>\$165</b>
<b>Croke Township (Traverse)</b>			
Minnesota Association of Townships	294	8.0%	24
<b>Total for Entity</b>	<b>\$294</b>		<b>\$24</b>
<b>Cromwell Township (Clay)</b>			
Minnesota Association of Townships	452	8.0%	36
<b>Total for Entity</b>	<b>\$452</b>		<b>\$36</b>
<b>Crooked Creek Township (Houston)</b>			
Minnesota Association of Townships	430	8.0%	34
<b>Total for Entity</b>	<b>\$430</b>		<b>\$34</b>
<b>Crooked Creek Watershed District</b>			
Minnesota Association of Watershed Districts	375	28.2%	106
<b>Total for Entity</b>	<b>\$375</b>		<b>\$106</b>



**Table 5**  
**2013 Lobbying Expenditures Paid With Association Dues**  
**Listed by Entity**

<b>Name of Entity (County)</b> <b>Association Name</b>	<b>Total Local Government Dues</b>	<b>Proportion of Dues Used for Lobbying</b>	<b>Total Dues Used for Lobbying</b>
<b>Crooked Lake Township (Cass)</b>			
Minnesota Association of Townships	518	8.0%	41
<b>Total for Entity</b>	<b>\$518</b>		<b>\$41</b>
<b>Crooks Township (Renville)</b>			
Minnesota Association of Townships	330	8.0%	26
<b>Total for Entity</b>	<b>\$330</b>		<b>\$26</b>
<b>Crookston Township (Polk)</b>			
Minnesota Association of Townships	471	8.0%	38
<b>Total for Entity</b>	<b>\$471</b>		<b>\$38</b>
<b>Crosby Township (Pine)</b>			
Minnesota Association of Townships	299	8.0%	24
<b>Total for Entity</b>	<b>\$299</b>		<b>\$24</b>
<b>Crow Lake Township (Stearns)</b>			
Minnesota Association of Townships	441	8.0%	35
<b>Total for Entity</b>	<b>\$441</b>		<b>\$35</b>
<b>Crow River Township (Stearns)</b>			
Minnesota Association of Townships	446	8.0%	36
<b>Total for Entity</b>	<b>\$446</b>		<b>\$36</b>
<b>Crow Wing County</b>			
Association of Minnesota Counties	19,922	15.6%	3,108
Minnesota Inter-County Association	8,471	50.1%	4,244
<b>Total for Entity</b>	<b>\$28,393</b>		<b>\$7,352</b>
<b>Crow Wing Lake Township (Hubbard)</b>			
Minnesota Association of Townships	447	8.0%	36
<b>Total for Entity</b>	<b>\$447</b>		<b>\$36</b>
<b>Crow Wing Soil and Water Conservation District</b>			
Minnesota Association of Soil & Water Conservation Districts	2,866	26.0%	745
<b>Total for Entity</b>	<b>\$2,866</b>		<b>\$745</b>
<b>Crow Wing Township (Crow Wing)</b>			
Minnesota Association of Townships	1,045	8.0%	84
<b>Total for Entity</b>	<b>\$1,045</b>		<b>\$84</b>

**Table 5**  
**2013 Lobbying Expenditures Paid With Association Dues**  
**Listed by Entity**

<b>Name of Entity (County)</b> <b>Association Name</b>	<b>Total Local Government Dues</b>	<b>Proportion of Dues Used for Lobbying</b>	<b>Total Dues Used for Lobbying</b>
<b>Crystal Bay Township (Lake)</b>			
Minnesota Association of Townships	492	8.0%	39
<b>Total for Entity</b>	<b>\$492</b>		<b>\$39</b>
<b>Cuba Township (Becker)</b>			
Minnesota Association of Townships	432	8.0%	35
<b>Total for Entity</b>	<b>\$432</b>		<b>\$35</b>
<b>Culdrum Township (Morrison)</b>			
Minnesota Association of Townships	496	8.0%	40
<b>Total for Entity</b>	<b>\$496</b>		<b>\$40</b>
<b>Culver Township (Saint Louis)</b>			
Minnesota Association of Townships	434	8.0%	35
<b>Total for Entity</b>	<b>\$434</b>		<b>\$35</b>
<b>Cushing Township (Morrison)</b>			
Minnesota Association of Townships	568	8.0%	45
<b>Total for Entity</b>	<b>\$568</b>		<b>\$45</b>
<b>Custer Township (Lyon)</b>			
Minnesota Association of Townships	335	8.0%	27
<b>Total for Entity</b>	<b>\$335</b>		<b>\$27</b>
<b>Daggett Brook Township (Crow Wing)</b>			
Minnesota Association of Townships	518	8.0%	41
<b>Total for Entity</b>	<b>\$518</b>		<b>\$41</b>
<b>Dahlgren Township (Carver)</b>			
Minnesota Association of Townships	837	8.0%	67
<b>Total for Entity</b>	<b>\$837</b>		<b>\$67</b>
<b>Dailey Township (Mille Lacs)</b>			
Minnesota Association of Townships	344	8.0%	28
<b>Total for Entity</b>	<b>\$344</b>		<b>\$28</b>
<b>Dakota County</b>			
Association of Minnesota Counties	47,814	15.6%	7,459
Minnesota Inter-County Association	93,668	50.1%	46,928
<b>Total for Entity</b>	<b>\$141,482</b>		<b>\$54,387</b>

**Table 5**  
**2013 Lobbying Expenditures Paid With Association Dues**  
**Listed by Entity**

<b>Name of Entity (County)</b> <b>Association Name</b>	<b>Total Local Government Dues</b>	<b>Proportion of Dues Used for Lobbying</b>	<b>Total Dues Used for Lobbying</b>
<b>Dakota County Soil and Water Conservation District</b>			
Minnesota Association of Soil & Water Conservation Districts	2,866	26.0%	745
<b>Total for Entity</b>	<b>\$2,866</b>		<b>\$745</b>
<b>Dalbo Township (Isanti)</b>			
Minnesota Association of Townships	583	8.0%	47
<b>Total for Entity</b>	<b>\$583</b>		<b>\$47</b>
<b>Dale Township (Cottonwood)</b>			
Minnesota Association of Townships	318	8.0%	25
<b>Total for Entity</b>	<b>\$318</b>		<b>\$25</b>
<b>Dane Prairie Township (Otter Tail)</b>			
Minnesota Association of Townships	625	8.0%	50
<b>Total for Entity</b>	<b>\$625</b>		<b>\$50</b>
<b>Danforth Township (Pine)</b>			
Minnesota Association of Townships	295	8.0%	24
<b>Total for Entity</b>	<b>\$295</b>		<b>\$24</b>
<b>Danielson Township (Meeker)</b>			
Minnesota Association of Townships	434	8.0%	35
<b>Total for Entity</b>	<b>\$434</b>		<b>\$35</b>
<b>Danville Township (Blue Earth)</b>			
Minnesota Association of Townships	346	8.0%	28
<b>Total for Entity</b>	<b>\$346</b>		<b>\$28</b>
<b>Darling Township (Morrison)</b>			
Minnesota Association of Townships	510	8.0%	41
<b>Total for Entity</b>	<b>\$510</b>		<b>\$41</b>
<b>Darnen Township (Stevens)</b>			
Minnesota Association of Townships	433	8.0%	35
<b>Total for Entity</b>	<b>\$433</b>		<b>\$35</b>
<b>Darwin Township (Meeker)</b>			
Minnesota Association of Townships	556	8.0%	44
<b>Total for Entity</b>	<b>\$556</b>		<b>\$44</b>

**Table 5**  
**2013 Lobbying Expenditures Paid With Association Dues**  
**Listed by Entity**

<b>Name of Entity (County) Association Name</b>	<b>Total Local Government Dues</b>	<b>Proportion of Dues Used for Lobbying</b>	<b>Total Dues Used for Lobbying</b>
<b>Dassel Township (Meeker)</b>			
Minnesota Association of Townships	896	8.0%	72
<b>Total for Entity</b>	<b>\$896</b>		<b>\$72</b>
<b>Davis Township (Kittson)</b>			
Minnesota Association of Townships	279	8.0%	22
<b>Total for Entity</b>	<b>\$279</b>		<b>\$22</b>
<b>Dawson (Johnson Memorial) Area Hospital District</b>			
League of Minnesota Cities	1,611	10.5%	169
<b>Total for Entity</b>	<b>\$1,611</b>		<b>\$169</b>
<b>Dead Lake Township (Otter Tail)</b>			
Minnesota Association of Townships	500	8.0%	40
<b>Total for Entity</b>	<b>\$500</b>		<b>\$40</b>
<b>Decoria Township (Blue Earth)</b>			
Minnesota Association of Townships	765	8.0%	61
<b>Total for Entity</b>	<b>\$765</b>		<b>\$61</b>
<b>Deer Creek Township (Otter Tail)</b>			
Minnesota Association of Townships	449	8.0%	36
<b>Total for Entity</b>	<b>\$449</b>		<b>\$36</b>
<b>Deer Park Township (Pennington)</b>			
Minnesota Association of Townships	311	8.0%	25
<b>Total for Entity</b>	<b>\$311</b>		<b>\$25</b>
<b>Deer River Township (Itasca)</b>			
Minnesota Association of Townships	563	8.0%	45
<b>Total for Entity</b>	<b>\$563</b>		<b>\$45</b>
<b>Deer Township (Roseau)</b>			
Minnesota Association of Townships	304	8.0%	24
<b>Total for Entity</b>	<b>\$304</b>		<b>\$24</b>
<b>Deerfield Township (Cass)</b>			
Minnesota Association of Townships	308	8.0%	25
<b>Total for Entity</b>	<b>\$308</b>		<b>\$25</b>

**Table 5**  
**2013 Lobbying Expenditures Paid With Association Dues**  
**Listed by Entity**

<b>Name of Entity (County)</b> <b>Association Name</b>	<b>Total Local Government Dues</b>	<b>Proportion of Dues Used for Lobbying</b>	<b>Total Dues Used for Lobbying</b>
<b>Deerfield Township (Steele)</b>			
Minnesota Association of Townships	505	8.0%	40
<b>Total for Entity</b>	<b>\$505</b>		<b>\$40</b>
<b>Deerhorn Township (Wilkin)</b>			
Minnesota Association of Townships	301	8.0%	24
<b>Total for Entity</b>	<b>\$301</b>		<b>\$24</b>
<b>Deerwood Township (Crow Wing)</b>			
Minnesota Association of Townships	827	8.0%	66
<b>Total for Entity</b>	<b>\$827</b>		<b>\$66</b>
<b>Deerwood Township (Kittson)</b>			
Minnesota Association of Townships	320	8.0%	26
<b>Total for Entity</b>	<b>\$320</b>		<b>\$26</b>
<b>Delafield Township (Jackson)</b>			
Minnesota Association of Townships	341	8.0%	27
<b>Total for Entity</b>	<b>\$341</b>		<b>\$27</b>
<b>Delavan Township (Faribault)</b>			
Minnesota Association of Townships	345	8.0%	28
<b>Total for Entity</b>	<b>\$345</b>		<b>\$28</b>
<b>Delaware Township (Grant)</b>			
Minnesota Association of Townships	303	8.0%	24
<b>Total for Entity</b>	<b>\$303</b>		<b>\$24</b>
<b>Delhi Township (Redwood)</b>			
Minnesota Association of Townships	434	8.0%	35
<b>Total for Entity</b>	<b>\$434</b>		<b>\$35</b>
<b>Dell Grove Township (Pine)</b>			
Minnesota Association of Townships	561	8.0%	45
<b>Total for Entity</b>	<b>\$561</b>		<b>\$45</b>
<b>Delton Township (Cottonwood)</b>			
Minnesota Association of Townships	308	8.0%	25
<b>Total for Entity</b>	<b>\$308</b>		<b>\$25</b>

**Table 5**  
**2013 Lobbying Expenditures Paid With Association Dues**  
**Listed by Entity**

<b>Name of Entity (County)</b> <b>Association Name</b>	<b>Total Local Government Dues</b>	<b>Proportion of Dues Used for Lobbying</b>	<b>Total Dues Used for Lobbying</b>
<b>Denmark Township (Washington)</b>			
Minnesota Association of Townships	970	8.0%	78
<b>Total for Entity</b>	<b>\$970</b>		<b>\$78</b>
<b>Denver Township (Rock)</b>			
Minnesota Association of Townships	323	8.0%	26
<b>Total for Entity</b>	<b>\$323</b>		<b>\$26</b>
<b>Derrynane Township (Le Sueur)</b>			
Minnesota Association of Townships	500	8.0%	40
<b>Total for Entity</b>	<b>\$500</b>		<b>\$40</b>
<b>Des Moines River Township (Murray)</b>			
Minnesota Association of Townships	312	8.0%	25
<b>Total for Entity</b>	<b>\$312</b>		<b>\$25</b>
<b>Des Moines Township (Jackson)</b>			
Minnesota Association of Townships	343	8.0%	27
<b>Total for Entity</b>	<b>\$343</b>		<b>\$27</b>
<b>Detroit Township (Becker)</b>			
Minnesota Association of Townships	1,056	8.0%	84
<b>Total for Entity</b>	<b>\$1,056</b>		<b>\$84</b>
<b>Dewald Township (Nobles)</b>			
Minnesota Association of Townships	350	8.0%	28
<b>Total for Entity</b>	<b>\$350</b>		<b>\$28</b>
<b>Dewey Township (Roseau)</b>			
Minnesota Association of Townships	309	8.0%	25
<b>Total for Entity</b>	<b>\$309</b>		<b>\$25</b>
<b>Dexter Township (Mower)</b>			
Minnesota Association of Townships	439	8.0%	35
<b>Total for Entity</b>	<b>\$439</b>		<b>\$35</b>
<b>Diamond Lake Township (Lincoln)</b>			
Minnesota Association of Townships	335	8.0%	27
<b>Total for Entity</b>	<b>\$335</b>		<b>\$27</b>

**Table 5**  
**2013 Lobbying Expenditures Paid With Association Dues**  
**Listed by Entity**

<b>Name of Entity (County)</b> <b>Association Name</b>	<b>Total Local Government Dues</b>	<b>Proportion of Dues Used for Lobbying</b>	<b>Total Dues Used for Lobbying</b>
<b>Dieter Township (Roseau)</b>			
Minnesota Association of Townships	317	8.0%	25
<b>Total for Entity</b>	<b>\$317</b>		<b>\$25</b>
<b>Dodge County</b>			
Association of Minnesota Counties	9,403	15.6%	1,467
Highway 14 Partnership	1,500	100.0%	1,500
<b>Total for Entity</b>	<b>\$10,903</b>		<b>\$2,967</b>
<b>Dodge Soil and Water Conservation District</b>			
Minnesota Association of Soil & Water Conservation Districts	2,239	26.0%	582
<b>Total for Entity</b>	<b>\$2,239</b>		<b>\$582</b>
<b>Dollymount Township (Traverse)</b>			
Minnesota Association of Townships	295	8.0%	24
<b>Total for Entity</b>	<b>\$295</b>		<b>\$24</b>
<b>Donnelly Township (Marshall)</b>			
Minnesota Association of Townships	276	8.0%	22
<b>Total for Entity</b>	<b>\$276</b>		<b>\$22</b>
<b>Donnelly Township (Stevens)</b>			
Minnesota Association of Townships	301	8.0%	24
<b>Total for Entity</b>	<b>\$301</b>		<b>\$24</b>
<b>Dora Township (Otter Tail)</b>			
Minnesota Association of Townships	571	8.0%	46
<b>Total for Entity</b>	<b>\$571</b>		<b>\$46</b>
<b>Douglas County</b>			
Association of Minnesota Counties	14,045	15.6%	2,191
Minnesota Rural Counties Caucus	2,100	35.6%	748
<b>Total for Entity</b>	<b>\$16,145</b>		<b>\$2,939</b>
<b>Douglas County Housing and Redevelopment Authority</b>			
League of Minnesota Cities	1,611	10.5%	169
<b>Total for Entity</b>	<b>\$1,611</b>		<b>\$169</b>

**Table 5**  
**2013 Lobbying Expenditures Paid With Association Dues**  
**Listed by Entity**

<b>Name of Entity (County)</b> <b>Association Name</b>	<b>Total Local Government Dues</b>	<b>Proportion of Dues Used for Lobbying</b>	<b>Total Dues Used for Lobbying</b>
<b>Douglas Soil and Water Conservation District</b>			
Minnesota Association of Soil & Water Conservation Districts	2,866	26.0%	745
<b>Total for Entity</b>	<b>\$2,866</b>		<b>\$745</b>
<b>Douglas Township (Dakota)</b>			
Minnesota Association of Townships	570	8.0%	46
<b>Total for Entity</b>	<b>\$570</b>		<b>\$46</b>
<b>Dover Township (Olmsted)</b>			
Minnesota Association of Townships	465	8.0%	37
<b>Total for Entity</b>	<b>\$465</b>		<b>\$37</b>
<b>Dover, Eyota, Saint Charles Area Sanitary District</b>			
League of Minnesota Cities	1,611	10.5%	169
<b>Total for Entity</b>	<b>\$1,611</b>		<b>\$169</b>
<b>Dovray Township (Murray)</b>			
Minnesota Association of Townships	319	8.0%	26
<b>Total for Entity</b>	<b>\$319</b>		<b>\$26</b>
<b>Dovre Township (Kandiyohi)</b>			
Minnesota Association of Townships	1,088	8.0%	87
<b>Total for Entity</b>	<b>\$1,088</b>		<b>\$87</b>
<b>Drammen Township (Lincoln)</b>			
Minnesota Association of Townships	307	8.0%	25
<b>Total for Entity</b>	<b>\$307</b>		<b>\$25</b>
<b>Dresbach Township (Winona)</b>			
Minnesota Association of Townships	486	8.0%	39
<b>Total for Entity</b>	<b>\$486</b>		<b>\$39</b>
<b>Dryden Township (Sibley)</b>			
Minnesota Association of Townships	432	8.0%	35
<b>Total for Entity</b>	<b>\$432</b>		<b>\$35</b>
<b>Dublin Township (Swift)</b>			
Minnesota Association of Townships	318	8.0%	25
<b>Total for Entity</b>	<b>\$318</b>		<b>\$25</b>



**Table 5**  
**2013 Lobbying Expenditures Paid With Association Dues**  
**Listed by Entity**

<b>Name of Entity (County)</b> <b>Association Name</b>	<b>Total Local Government Dues</b>	<b>Proportion of Dues Used for Lobbying</b>	<b>Total Dues Used for Lobbying</b>
<b>Dudley Township (Clearwater)</b>			
Minnesota Association of Townships	467	8.0%	37
<b>Total for Entity</b>	<b>\$467</b>		<b>\$37</b>
<b>Duluth Entertainment and Convention Center Authority</b>			
League of Minnesota Cities	1,611	10.5%	169
<b>Total for Entity</b>	<b>\$1,611</b>		<b>\$169</b>
<b>Duluth Seaway Port Authority</b>			
Minnesota Ports Association	11,500	76.5%	8,798
<b>Total for Entity</b>	<b>\$11,500</b>		<b>\$8,798</b>
<b>Duluth Township (Saint Louis)</b>			
Minnesota Association of Townships	1,033	8.0%	83
<b>Total for Entity</b>	<b>\$1,033</b>		<b>\$83</b>
<b>Dunbar Township (Faribault)</b>			
Minnesota Association of Townships	430	8.0%	34
<b>Total for Entity</b>	<b>\$430</b>		<b>\$34</b>
<b>Dunn Township (Otter Tail)</b>			
Minnesota Association of Townships	629	8.0%	50
<b>Total for Entity</b>	<b>\$629</b>		<b>\$50</b>
<b>Durand Township (Beltrami)</b>			
Minnesota Association of Townships	338	8.0%	27
<b>Total for Entity</b>	<b>\$338</b>		<b>\$27</b>
<b>Eagle Lake Township (Otter Tail)</b>			
Minnesota Association of Townships	462	8.0%	37
<b>Total for Entity</b>	<b>\$462</b>		<b>\$37</b>
<b>Eagle Point Township (Marshall)</b>			
Minnesota Association of Townships	275	8.0%	22
<b>Total for Entity</b>	<b>\$275</b>		<b>\$22</b>
<b>Eagle Township (Carlton)</b>			
Minnesota Association of Townships	525	8.0%	42
<b>Total for Entity</b>	<b>\$525</b>		<b>\$42</b>

**Table 5**  
**2013 Lobbying Expenditures Paid With Association Dues**  
**Listed by Entity**

<b>Name of Entity (County)</b> <b>Association Name</b>	<b>Total Local Government Dues</b>	<b>Proportion of Dues Used for Lobbying</b>	<b>Total Dues Used for Lobbying</b>
<b>Eagle Valley Township (Todd)</b>			
Minnesota Association of Townships	512	8.0%	41
<b>Total for Entity</b>	<b>\$512</b>		<b>\$41</b>
<b>Eagle View Township (Becker)</b>			
Minnesota Association of Townships	312	8.0%	25
<b>Total for Entity</b>	<b>\$312</b>		<b>\$25</b>
<b>Eagles Nest Township (Saint Louis)</b>			
Minnesota Association of Townships	348	8.0%	28
<b>Total for Entity</b>	<b>\$348</b>		<b>\$28</b>
<b>East Chain Township (Martin)</b>			
Minnesota Association of Townships	433	8.0%	35
<b>Total for Entity</b>	<b>\$433</b>		<b>\$35</b>
<b>East Koochiching Sanitation District</b>			
League of Minnesota Cities	1,611	10.5%	169
<b>Total for Entity</b>	<b>\$1,611</b>		<b>\$169</b>
<b>East Lake Lillian Township (Kandiyohi)</b>			
Minnesota Association of Townships	333	8.0%	27
<b>Total for Entity</b>	<b>\$333</b>		<b>\$27</b>
<b>East Metro Integration District 6067</b>			
Association of Metropolitan School Districts, Inc.	6,360	70.2%	4,465
<b>Total for Entity</b>	<b>\$6,360</b>		<b>\$4,465</b>
<b>East Park Township (Marshall)</b>			
Minnesota Association of Townships	277	8.0%	22
<b>Total for Entity</b>	<b>\$277</b>		<b>\$22</b>
<b>East Polk Soil and Water Conservation District</b>			
Minnesota Association of Soil & Water Conservation Districts	1,966	26.0%	511
<b>Total for Entity</b>	<b>\$1,966</b>		<b>\$511</b>
<b>East Side Township (Mille Lacs)</b>			
Minnesota Association of Townships	538	8.0%	43
<b>Total for Entity</b>	<b>\$538</b>		<b>\$43</b>

**Table 5**  
**2013 Lobbying Expenditures Paid With Association Dues**  
**Listed by Entity**

<b>Name of Entity (County)</b> <b>Association Name</b>	<b>Total Local Government Dues</b>	<b>Proportion of Dues Used for Lobbying</b>	<b>Total Dues Used for Lobbying</b>
<b>East Valley Township (Marshall)</b>			
Minnesota Association of Townships	284	8.0%	23
<b>Total for Entity</b>	<b>\$284</b>		<b>\$23</b>
<b>Eastern Township (Otter Tail)</b>			
Minnesota Association of Townships	343	8.0%	27
<b>Total for Entity</b>	<b>\$343</b>		<b>\$27</b>
<b>Echo Township (Yellow Medicine)</b>			
Minnesota Association of Townships	315	8.0%	25
<b>Total for Entity</b>	<b>\$315</b>		<b>\$25</b>
<b>Eckles Township (Beltrami)</b>			
Minnesota Association of Townships	914	8.0%	73
<b>Total for Entity</b>	<b>\$914</b>		<b>\$73</b>
<b>Eckvoll Township (Marshall)</b>			
Minnesota Association of Townships	294	8.0%	24
<b>Total for Entity</b>	<b>\$294</b>		<b>\$24</b>
<b>Eddy Township (Clearwater)</b>			
Minnesota Association of Townships	450	8.0%	36
<b>Total for Entity</b>	<b>\$450</b>		<b>\$36</b>
<b>Eden Lake Township (Stearns)</b>			
Minnesota Association of Townships	907	8.0%	73
<b>Total for Entity</b>	<b>\$907</b>		<b>\$73</b>
<b>Eden Township (Brown)</b>			
Minnesota Association of Townships	350	8.0%	28
<b>Total for Entity</b>	<b>\$350</b>		<b>\$28</b>
<b>Eden Township (Pipestone)</b>			
Minnesota Association of Townships	428	8.0%	34
<b>Total for Entity</b>	<b>\$428</b>		<b>\$34</b>
<b>Eden Township (Polk)</b>			
Minnesota Association of Townships	322	8.0%	26
<b>Total for Entity</b>	<b>\$322</b>		<b>\$26</b>

**Table 5**  
**2013 Lobbying Expenditures Paid With Association Dues**  
**Listed by Entity**

<b>Name of Entity (County)</b> <b>Association Name</b>	<b>Total Local Government Dues</b>	<b>Proportion of Dues Used for Lobbying</b>	<b>Total Dues Used for Lobbying</b>
<b>Edison Township (Swift)</b>			
Minnesota Association of Townships	303	8.0%	24
<b>Total for Entity</b>	<b>\$303</b>		<b>\$24</b>
<b>Edna Township (Otter Tail)</b>			
Minnesota Association of Townships	627	8.0%	50
<b>Total for Entity</b>	<b>\$627</b>		<b>\$50</b>
<b>Edwards Township (Kandiyohi)</b>			
Minnesota Association of Townships	346	8.0%	28
<b>Total for Entity</b>	<b>\$346</b>		<b>\$28</b>
<b>Effington Township (Otter Tail)</b>			
Minnesota Association of Townships	423	8.0%	34
<b>Total for Entity</b>	<b>\$423</b>		<b>\$34</b>
<b>Eglon Township (Clay)</b>			
Minnesota Association of Townships	506	8.0%	40
<b>Total for Entity</b>	<b>\$506</b>		<b>\$40</b>
<b>Eidsvold Township (Lyon)</b>			
Minnesota Association of Townships	347	8.0%	28
<b>Total for Entity</b>	<b>\$347</b>		<b>\$28</b>
<b>Elba Township (Winona)</b>			
Minnesota Association of Townships	440	8.0%	35
<b>Total for Entity</b>	<b>\$440</b>		<b>\$35</b>
<b>Elbow Lake Township (Grant)</b>			
Minnesota Association of Townships	315	8.0%	25
<b>Total for Entity</b>	<b>\$315</b>		<b>\$25</b>
<b>Eldorado Township (Stevens)</b>			
Minnesota Association of Townships	300	8.0%	24
<b>Total for Entity</b>	<b>\$300</b>		<b>\$24</b>
<b>Elgin Township (Wabasha)</b>			
Minnesota Association of Townships	573	8.0%	46
<b>Total for Entity</b>	<b>\$573</b>		<b>\$46</b>

**Table 5**  
**2013 Lobbying Expenditures Paid With Association Dues**  
**Listed by Entity**

<b>Name of Entity (County)</b> <b>Association Name</b>	<b>Total Local Government Dues</b>	<b>Proportion of Dues Used for Lobbying</b>	<b>Total Dues Used for Lobbying</b>
<b>Elizabeth Township (Otter Tail)</b>			
Minnesota Association of Townships	601	8.0%	48
<b>Total for Entity</b>	<b>\$601</b>		<b>\$48</b>
<b>Elk Lake Township (Grant)</b>			
Minnesota Association of Townships	430	8.0%	34
<b>Total for Entity</b>	<b>\$430</b>		<b>\$34</b>
<b>Elk Township (Nobles)</b>			
Minnesota Association of Townships	350	8.0%	28
<b>Total for Entity</b>	<b>\$350</b>		<b>\$28</b>
<b>Elkton Township (Clay)</b>			
Minnesota Association of Townships	440	8.0%	35
<b>Total for Entity</b>	<b>\$440</b>		<b>\$35</b>
<b>Ellington Township (Dodge)</b>			
Minnesota Association of Townships	424	8.0%	34
<b>Total for Entity</b>	<b>\$424</b>		<b>\$34</b>
<b>Ellsborough Township (Murray)</b>			
Minnesota Association of Townships	316	8.0%	25
<b>Total for Entity</b>	<b>\$316</b>		<b>\$25</b>
<b>Ellsburg Township (Saint Louis)</b>			
Minnesota Association of Townships	340	8.0%	27
<b>Total for Entity</b>	<b>\$340</b>		<b>\$27</b>
<b>Ellsworth Township (Meeker)</b>			
Minnesota Association of Townships	609	8.0%	49
<b>Total for Entity</b>	<b>\$609</b>		<b>\$49</b>
<b>Elm Creek Township (Martin)</b>			
Minnesota Association of Townships	329	8.0%	26
<b>Total for Entity</b>	<b>\$329</b>		<b>\$26</b>
<b>Elmdale Township (Morrison)</b>			
Minnesota Association of Townships	734	8.0%	59
<b>Total for Entity</b>	<b>\$734</b>		<b>\$59</b>

**Table 5**  
**2013 Lobbying Expenditures Paid With Association Dues**  
**Listed by Entity**

<b>Name of Entity (County)</b> <b>Association Name</b>	<b>Total Local Government Dues</b>	<b>Proportion of Dues Used for Lobbying</b>	<b>Total Dues Used for Lobbying</b>
<b>Elmer Township (Pipestone)</b>			
Minnesota Association of Townships	343	8.0%	27
<b>Total for Entity</b>	<b>\$343</b>		<b>\$27</b>
<b>Elmer Township (Saint Louis)</b>			
Minnesota Association of Townships	318	8.0%	25
<b>Total for Entity</b>	<b>\$318</b>		<b>\$25</b>
<b>Elmira Township (Olmsted)</b>			
Minnesota Association of Townships	454	8.0%	36
<b>Total for Entity</b>	<b>\$454</b>		<b>\$36</b>
<b>Elmo Township (Otter Tail)</b>			
Minnesota Association of Townships	447	8.0%	36
<b>Total for Entity</b>	<b>\$447</b>		<b>\$36</b>
<b>Elmore Township (Faribault)</b>			
Minnesota Association of Townships	327	8.0%	26
<b>Total for Entity</b>	<b>\$327</b>		<b>\$26</b>
<b>Elmwood Township (Clay)</b>			
Minnesota Association of Townships	474	8.0%	38
<b>Total for Entity</b>	<b>\$474</b>		<b>\$38</b>
<b>Elysian Township (Le Sueur)</b>			
Minnesota Association of Townships	745	8.0%	60
<b>Total for Entity</b>	<b>\$745</b>		<b>\$60</b>
<b>Emardville Township (Red Lake)</b>			
Minnesota Association of Townships	332	8.0%	27
<b>Total for Entity</b>	<b>\$332</b>		<b>\$27</b>
<b>Embarrass Township (Saint Louis)</b>			
Minnesota Association of Townships	534	8.0%	43
<b>Total for Entity</b>	<b>\$534</b>		<b>\$43</b>
<b>Emerald Township (Faribault)</b>			
Minnesota Association of Townships	342	8.0%	27
<b>Total for Entity</b>	<b>\$342</b>		<b>\$27</b>

**Table 5**  
**2013 Lobbying Expenditures Paid With Association Dues**  
**Listed by Entity**

<b>Name of Entity (County)</b> <b>Association Name</b>	<b>Total Local Government Dues</b>	<b>Proportion of Dues Used for Lobbying</b>	<b>Total Dues Used for Lobbying</b>
<b>Emmet Township (Renville)</b>			
Minnesota Association of Townships	340	8.0%	27
<b>Total for Entity</b>	<b>\$340</b>		<b>\$27</b>
<b>Empire Township (Dakota)</b>			
League of Minnesota Cities	2,495	10.5%	262
Minnesota Association of Townships	1,197	8.0%	96
<b>Total for Entity</b>	<b>\$3,692</b>		<b>\$358</b>
<b>Enstrom Township (Roseau)</b>			
Minnesota Association of Townships	482	8.0%	39
<b>Total for Entity</b>	<b>\$482</b>		<b>\$39</b>
<b>Enterprise Township (Jackson)</b>			
Minnesota Association of Townships	330	8.0%	26
<b>Total for Entity</b>	<b>\$330</b>		<b>\$26</b>
<b>Equality Township (Red Lake)</b>			
Minnesota Association of Townships	312	8.0%	25
<b>Total for Entity</b>	<b>\$312</b>		<b>\$25</b>
<b>Erdahl Township (Grant)</b>			
Minnesota Association of Townships	450	8.0%	36
<b>Total for Entity</b>	<b>\$450</b>		<b>\$36</b>
<b>Erhards Grove Township (Otter Tail)</b>			
Minnesota Association of Townships	481	8.0%	38
<b>Total for Entity</b>	<b>\$481</b>		<b>\$38</b>
<b>Ericson Township (Renville)</b>			
Minnesota Association of Townships	334	8.0%	27
<b>Total for Entity</b>	<b>\$334</b>		<b>\$27</b>
<b>Erie Township (Becker)</b>			
Minnesota Association of Townships	941	8.0%	75
<b>Total for Entity</b>	<b>\$941</b>		<b>\$75</b>
<b>Erin Township (Rice)</b>			
Minnesota Association of Townships	615	8.0%	49
<b>Total for Entity</b>	<b>\$615</b>		<b>\$49</b>

**Table 5**  
**2013 Lobbying Expenditures Paid With Association Dues**  
**Listed by Entity**

<b>Name of Entity (County)</b> <b>Association Name</b>	<b>Total Local Government Dues</b>	<b>Proportion of Dues Used for Lobbying</b>	<b>Total Dues Used for Lobbying</b>
<b>Espelie Township (Marshall)</b>			
Minnesota Association of Townships	282	8.0%	23
<b>Total for Entity</b>	<b>\$282</b>		<b>\$23</b>
<b>Esther Township (Polk)</b>			
Minnesota Association of Townships	322	8.0%	26
<b>Total for Entity</b>	<b>\$322</b>		<b>\$26</b>
<b>Euclid Township (Polk)</b>			
Minnesota Association of Townships	318	8.0%	25
<b>Total for Entity</b>	<b>\$318</b>		<b>\$25</b>
<b>Eureka Township (Dakota)</b>			
Minnesota Association of Townships	866	8.0%	69
<b>Total for Entity</b>	<b>\$866</b>		<b>\$69</b>
<b>Evansville Township (Douglas)</b>			
Minnesota Association of Townships	346	8.0%	28
<b>Total for Entity</b>	<b>\$346</b>		<b>\$28</b>
<b>Everglade Township (Stevens)</b>			
Minnesota Association of Townships	304	8.0%	24
<b>Total for Entity</b>	<b>\$304</b>		<b>\$24</b>
<b>Evergreen Township (Becker)</b>			
Minnesota Association of Townships	449	8.0%	36
<b>Total for Entity</b>	<b>\$449</b>		<b>\$36</b>
<b>Everts Township (Otter Tail)</b>			
Minnesota Association of Townships	549	8.0%	44
<b>Total for Entity</b>	<b>\$549</b>		<b>\$44</b>
<b>Ewington Township (Jackson)</b>			
Minnesota Association of Townships	348	8.0%	28
<b>Total for Entity</b>	<b>\$348</b>		<b>\$28</b>
<b>Excel Township (Marshall)</b>			
Minnesota Association of Townships	438	8.0%	35
<b>Total for Entity</b>	<b>\$438</b>		<b>\$35</b>



**Table 5**  
**2013 Lobbying Expenditures Paid With Association Dues**  
**Listed by Entity**

<b>Name of Entity (County)</b> <b>Association Name</b>	<b>Total Local Government Dues</b>	<b>Proportion of Dues Used for Lobbying</b>	<b>Total Dues Used for Lobbying</b>
<b>Eyota Township (Olmsted)</b>			
Minnesota Association of Townships	490	8.0%	39
<b>Total for Entity</b>	<b>\$490</b>		<b>\$39</b>
<b>Fahlun Township (Kandiyohi)</b>			
Minnesota Association of Townships	447	8.0%	36
<b>Total for Entity</b>	<b>\$447</b>		<b>\$36</b>
<b>Fair Haven Township (Stearns)</b>			
Minnesota Association of Townships	894	8.0%	72
<b>Total for Entity</b>	<b>\$894</b>		<b>\$72</b>
<b>Fairbanks Township (Saint Louis)</b>			
Minnesota Association of Townships	290	8.0%	23
<b>Total for Entity</b>	<b>\$290</b>		<b>\$23</b>
<b>Fairfax Township (Polk)</b>			
Minnesota Association of Townships	334	8.0%	27
<b>Total for Entity</b>	<b>\$334</b>		<b>\$27</b>
<b>Fairfield Township (Crow Wing)</b>			
Minnesota Association of Townships	451	8.0%	36
<b>Total for Entity</b>	<b>\$451</b>		<b>\$36</b>
<b>Fairfield Township (Swift)</b>			
Minnesota Association of Townships	310	8.0%	25
<b>Total for Entity</b>	<b>\$310</b>		<b>\$25</b>
<b>Fairmont Township (Martin)</b>			
Minnesota Association of Townships	441	8.0%	35
<b>Total for Entity</b>	<b>\$441</b>		<b>\$35</b>
<b>Fairview Township (Cass)</b>			
Minnesota Association of Townships	605	8.0%	48
<b>Total for Entity</b>	<b>\$605</b>		<b>\$48</b>
<b>Fairview Township (Lyon)</b>			
Minnesota Association of Townships	465	8.0%	37
<b>Total for Entity</b>	<b>\$465</b>		<b>\$37</b>

**Table 5**  
**2013 Lobbying Expenditures Paid With Association Dues**  
**Listed by Entity**

<b>Name of Entity (County)</b> <b>Association Name</b>	<b>Total Local Government Dues</b>	<b>Proportion of Dues Used for Lobbying</b>	<b>Total Dues Used for Lobbying</b>
<b>Falk Township (Clearwater)</b>			
Minnesota Association of Townships	431	8.0%	34
<b>Total for Entity</b>	<b>\$431</b>		<b>\$34</b>
<b>Fall Lake Township (Lake)</b>			
Minnesota Association of Townships	514	8.0%	41
Range Association of Municipalities and Schools	300	45.0%	135
<b>Total for Entity</b>	<b>\$814</b>		<b>\$176</b>
<b>Falun Township (Roseau)</b>			
Minnesota Association of Townships	420	8.0%	34
<b>Total for Entity</b>	<b>\$420</b>		<b>\$34</b>
<b>Fanny Township (Polk)</b>			
Minnesota Association of Townships	303	8.0%	24
<b>Total for Entity</b>	<b>\$303</b>		<b>\$24</b>
<b>Farden Township (Hubbard)</b>			
Minnesota Association of Townships	772	8.0%	62
<b>Total for Entity</b>	<b>\$772</b>		<b>\$62</b>
<b>Faribault County</b>			
Association of Minnesota Counties	8,115	15.6%	1,266
<b>Total for Entity</b>	<b>\$8,115</b>		<b>\$1,266</b>
<b>Faribault County Soil and Water Conservation District</b>			
Minnesota Association of Soil & Water Conservation Districts	1,966	26.0%	511
<b>Total for Entity</b>	<b>\$1,966</b>		<b>\$511</b>
<b>Farley Township (Polk)</b>			
Minnesota Association of Townships	284	8.0%	23
<b>Total for Entity</b>	<b>\$284</b>		<b>\$23</b>
<b>Farm Island Township (Aitkin)</b>			
Minnesota Association of Townships	759	8.0%	61
<b>Total for Entity</b>	<b>\$759</b>		<b>\$61</b>
<b>Farming Township (Stearns)</b>			
Minnesota Association of Townships	657	8.0%	53
<b>Total for Entity</b>	<b>\$657</b>		<b>\$53</b>

**Table 5**  
**2013 Lobbying Expenditures Paid With Association Dues**  
**Listed by Entity**

<b>Name of Entity (County)</b> <b>Association Name</b>	<b>Total Local Government Dues</b>	<b>Proportion of Dues Used for Lobbying</b>	<b>Total Dues Used for Lobbying</b>
<b>Farmington Township (Olmsted)</b>			
Minnesota Association of Townships	482	8.0%	39
<b>Total for Entity</b>	<b>\$482</b>		<b>\$39</b>
<b>Fawn Lake Township (Todd)</b>			
Minnesota Association of Townships	519	8.0%	42
<b>Total for Entity</b>	<b>\$519</b>		<b>\$42</b>
<b>Faxon Township (Sibley)</b>			
Minnesota Association of Townships	566	8.0%	45
<b>Total for Entity</b>	<b>\$566</b>		<b>\$45</b>
<b>Fayal Township (Saint Louis)</b>			
League of Minnesota Cities	1,817	10.5%	191
Minnesota Association of Townships	986	8.0%	79
<b>Total for Entity</b>	<b>\$2,803</b>		<b>\$270</b>
<b>Featherstone Township (Goodhue)</b>			
Minnesota Association of Townships	589	8.0%	47
<b>Total for Entity</b>	<b>\$589</b>		<b>\$47</b>
<b>Feeley Township (Itasca)</b>			
Minnesota Association of Townships	437	8.0%	35
<b>Total for Entity</b>	<b>\$437</b>		<b>\$35</b>
<b>Felton Township (Clay)</b>			
Minnesota Association of Townships	298	8.0%	24
<b>Total for Entity</b>	<b>\$298</b>		<b>\$24</b>
<b>Fenton Township (Murray)</b>			
Minnesota Association of Townships	326	8.0%	26
<b>Total for Entity</b>	<b>\$326</b>		<b>\$26</b>
<b>Fergus Falls Township (Otter Tail)</b>			
Minnesota Association of Townships	660	8.0%	53
<b>Total for Entity</b>	<b>\$660</b>		<b>\$53</b>
<b>Fern Township (Hubbard)</b>			
Minnesota Association of Townships	424	8.0%	34
<b>Total for Entity</b>	<b>\$424</b>		<b>\$34</b>

**Table 5**  
**2013 Lobbying Expenditures Paid With Association Dues**  
**Listed by Entity**

<b>Name of Entity (County)</b> <b>Association Name</b>	<b>Total Local Government Dues</b>	<b>Proportion of Dues Used for Lobbying</b>	<b>Total Dues Used for Lobbying</b>
<b>Field Township (Saint Louis)</b>			
Minnesota Association of Townships	465	8.0%	37
<b>Total for Entity</b>	<b>\$465</b>		<b>\$37</b>
<b>Fieldon Township (Watonwan)</b>			
Minnesota Association of Townships	337	8.0%	27
<b>Total for Entity</b>	<b>\$337</b>		<b>\$27</b>
<b>Fillmore County</b>			
Association of Minnesota Counties	9,996	15.6%	1,559
<b>Total for Entity</b>	<b>\$9,996</b>		<b>\$1,559</b>
<b>Fillmore Soil and Water Conservation District</b>			
Minnesota Association of Soil & Water Conservation Districts	2,596	26.0%	675
<b>Total for Entity</b>	<b>\$2,596</b>		<b>\$675</b>
<b>Fillmore Township (Fillmore)</b>			
Minnesota Association of Townships	487	8.0%	39
<b>Total for Entity</b>	<b>\$487</b>		<b>\$39</b>
<b>Fine Lakes Township (Saint Louis)</b>			
Minnesota Association of Townships	313	8.0%	25
<b>Total for Entity</b>	<b>\$313</b>		<b>\$25</b>
<b>Finlayson Township (Pine)</b>			
Minnesota Association of Townships	484	8.0%	39
<b>Total for Entity</b>	<b>\$484</b>		<b>\$39</b>
<b>Fish Lake Township (Chisago)</b>			
Minnesota Association of Townships	1,051	8.0%	84
<b>Total for Entity</b>	<b>\$1,051</b>		<b>\$84</b>
<b>Fisher Township (Polk)</b>			
Minnesota Association of Townships	333	8.0%	27
<b>Total for Entity</b>	<b>\$333</b>		<b>\$27</b>
<b>Fleming Township (Aitkin)</b>			
Minnesota Association of Townships	442	8.0%	35
<b>Total for Entity</b>	<b>\$442</b>		<b>\$35</b>

**Table 5**  
**2013 Lobbying Expenditures Paid With Association Dues**  
**Listed by Entity**

<b>Name of Entity (County)</b> <b>Association Name</b>	<b>Total Local Government Dues</b>	<b>Proportion of Dues Used for Lobbying</b>	<b>Total Dues Used for Lobbying</b>
<b>Fleming Township (Pine)</b>			
Minnesota Association of Townships	315	8.0%	25
<b>Total for Entity</b>	<b>\$315</b>		<b>\$25</b>
<b>Flom Township (Norman)</b>			
Minnesota Association of Townships	341	8.0%	27
<b>Total for Entity</b>	<b>\$341</b>		<b>\$27</b>
<b>Floodwood Township (Saint Louis)</b>			
Minnesota Association of Townships	428	8.0%	34
<b>Total for Entity</b>	<b>\$428</b>		<b>\$34</b>
<b>Flora Township (Renville)</b>			
Minnesota Association of Townships	329	8.0%	26
<b>Total for Entity</b>	<b>\$329</b>		<b>\$26</b>
<b>Florence Township (Goodhue)</b>			
Minnesota Association of Townships	917	8.0%	73
<b>Total for Entity</b>	<b>\$917</b>		<b>\$73</b>
<b>Florida Township (Yellow Medicine)</b>			
Minnesota Association of Townships	310	8.0%	25
<b>Total for Entity</b>	<b>\$310</b>		<b>\$25</b>
<b>Flowing Township (Clay)</b>			
Minnesota Association of Townships	295	8.0%	24
<b>Total for Entity</b>	<b>\$295</b>		<b>\$24</b>
<b>Foldahl Township (Marshall)</b>			
Minnesota Association of Townships	290	8.0%	23
<b>Total for Entity</b>	<b>\$290</b>		<b>\$23</b>
<b>Folden Township (Otter Tail)</b>			
Minnesota Association of Townships	436	8.0%	35
<b>Total for Entity</b>	<b>\$436</b>		<b>\$35</b>
<b>Folsom Township (Traverse)</b>			
Minnesota Association of Townships	311	8.0%	25
<b>Total for Entity</b>	<b>\$311</b>		<b>\$25</b>

**Table 5**  
**2013 Lobbying Expenditures Paid With Association Dues**  
**Listed by Entity**

<b>Name of Entity (County)</b> <b>Association Name</b>	<b>Total Local Government Dues</b>	<b>Proportion of Dues Used for Lobbying</b>	<b>Total Dues Used for Lobbying</b>
<b>Ford Township (Kanabec)</b>			
Minnesota Association of Townships	332	8.0%	27
<b>Total for Entity</b>	<b>\$332</b>		<b>\$27</b>
<b>Forest City Township (Meeker)</b>			
Minnesota Association of Townships	548	8.0%	44
<b>Total for Entity</b>	<b>\$548</b>		<b>\$44</b>
<b>Forest Prairie Township (Meeker)</b>			
Minnesota Association of Townships	650	8.0%	52
<b>Total for Entity</b>	<b>\$650</b>		<b>\$52</b>
<b>Forest Township (Becker)</b>			
Minnesota Association of Townships	296	8.0%	24
<b>Total for Entity</b>	<b>\$296</b>		<b>\$24</b>
<b>Forest Township (Rice)</b>			
Minnesota Association of Townships	806	8.0%	64
<b>Total for Entity</b>	<b>\$806</b>		<b>\$64</b>
<b>Forestville Township (Fillmore)</b>			
Minnesota Association of Townships	453	8.0%	36
<b>Total for Entity</b>	<b>\$453</b>		<b>\$36</b>
<b>Fork Township (Marshall)</b>			
Minnesota Association of Townships	273	8.0%	22
<b>Total for Entity</b>	<b>\$273</b>		<b>\$22</b>
<b>Fort Ripley Township (Crow Wing)</b>			
Minnesota Association of Townships	629	8.0%	50
<b>Total for Entity</b>	<b>\$629</b>		<b>\$50</b>
<b>Fortier Township (Yellow Medicine)</b>			
Minnesota Association of Townships	301	8.0%	24
<b>Total for Entity</b>	<b>\$301</b>		<b>\$24</b>
<b>Fossum Township (Norman)</b>			
Minnesota Association of Townships	320	8.0%	26
<b>Total for Entity</b>	<b>\$320</b>		<b>\$26</b>

**Table 5**  
**2013 Lobbying Expenditures Paid With Association Dues**  
**Listed by Entity**

<b>Name of Entity (County)</b> <b>Association Name</b>	<b>Total Local Government Dues</b>	<b>Proportion of Dues Used for Lobbying</b>	<b>Total Dues Used for Lobbying</b>
<b>Foster Township (Big Stone)</b>			
Minnesota Association of Townships	306	8.0%	24
<b>Total for Entity</b>	<b>\$306</b>		<b>\$24</b>
<b>Foster Township (Faribault)</b>			
Minnesota Association of Townships	345	8.0%	28
<b>Total for Entity</b>	<b>\$345</b>		<b>\$28</b>
<b>Fountain Prairie Township (Pipestone)</b>			
Minnesota Association of Townships	329	8.0%	26
<b>Total for Entity</b>	<b>\$329</b>		<b>\$26</b>
<b>Fountain Township (Fillmore)</b>			
Minnesota Association of Townships	441	8.0%	35
<b>Total for Entity</b>	<b>\$441</b>		<b>\$35</b>
<b>Fox Lake Township (Martin)</b>			
Minnesota Association of Townships	421	8.0%	34
<b>Total for Entity</b>	<b>\$421</b>		<b>\$34</b>
<b>Foxhome Township (Wilkin)</b>			
Minnesota Association of Townships	304	8.0%	24
<b>Total for Entity</b>	<b>\$304</b>		<b>\$24</b>
<b>Framnas Township (Stevens)</b>			
Minnesota Association of Townships	437	8.0%	35
<b>Total for Entity</b>	<b>\$437</b>		<b>\$35</b>
<b>Franconia Township (Chisago)</b>			
Minnesota Association of Townships	985	8.0%	79
<b>Total for Entity</b>	<b>\$985</b>		<b>\$79</b>
<b>Frankford Township (Mower)</b>			
Minnesota Association of Townships	458	8.0%	37
<b>Total for Entity</b>	<b>\$458</b>		<b>\$37</b>
<b>Franklin Township (Wright)</b>			
Minnesota Association of Townships	1,304	8.0%	104
<b>Total for Entity</b>	<b>\$1,304</b>		<b>\$104</b>

**Table 5**  
**2013 Lobbying Expenditures Paid With Association Dues**  
**Listed by Entity**

<b>Name of Entity (County)</b> <b>Association Name</b>	<b>Total Local Government Dues</b>	<b>Proportion of Dues Used for Lobbying</b>	<b>Total Dues Used for Lobbying</b>
<b>Fraser Township (Martin)</b>			
Minnesota Association of Townships	437	8.0%	35
<b>Total for Entity</b>	<b>\$437</b>		<b>\$35</b>
<b>Fredenberg Township (Saint Louis)</b>			
Minnesota Association of Townships	837	8.0%	67
<b>Total for Entity</b>	<b>\$837</b>		<b>\$67</b>
<b>Freeborn County</b>			
Association of Minnesota Counties	12,260	15.6%	1,913
<b>Total for Entity</b>	<b>\$12,260</b>		<b>\$1,913</b>
<b>Freeborn County Soil and Water Conservation District</b>			
Minnesota Association of Soil & Water Conservation Districts	2,866	26.0%	745
<b>Total for Entity</b>	<b>\$2,866</b>		<b>\$745</b>
<b>Freeborn Township (Freeborn)</b>			
Minnesota Association of Townships	424	8.0%	34
<b>Total for Entity</b>	<b>\$424</b>		<b>\$34</b>
<b>Freedom Township (Waseca)</b>			
Minnesota Association of Townships	445	8.0%	36
<b>Total for Entity</b>	<b>\$445</b>		<b>\$36</b>
<b>Freeland Township (Lac qui Parle)</b>			
Minnesota Association of Townships	302	8.0%	24
<b>Total for Entity</b>	<b>\$302</b>		<b>\$24</b>
<b>Freeman Township (Freeborn)</b>			
Minnesota Association of Townships	499	8.0%	40
<b>Total for Entity</b>	<b>\$499</b>		<b>\$40</b>
<b>Fremont Township (Winona)</b>			
Minnesota Association of Townships	453	8.0%	36
<b>Total for Entity</b>	<b>\$453</b>		<b>\$36</b>
<b>French Lake Township (Wright)</b>			
Minnesota Association of Townships	790	8.0%	63
<b>Total for Entity</b>	<b>\$790</b>		<b>\$63</b>



**Table 5**  
**2013 Lobbying Expenditures Paid With Association Dues**  
**Listed by Entity**

<b>Name of Entity (County)</b> <b>Association Name</b>	<b>Total Local Government Dues</b>	<b>Proportion of Dues Used for Lobbying</b>	<b>Total Dues Used for Lobbying</b>
<b>French Township (Saint Louis)</b>			
Minnesota Association of Townships	519	8.0%	42
<b>Total for Entity</b>	<b>\$519</b>		<b>\$42</b>
<b>Friberg Township (Otter Tail)</b>			
Minnesota Association of Townships	598	8.0%	48
<b>Total for Entity</b>	<b>\$598</b>		<b>\$48</b>
<b>Friendship Township (Yellow Medicine)</b>			
Minnesota Association of Townships	330	8.0%	26
<b>Total for Entity</b>	<b>\$330</b>		<b>\$26</b>
<b>Frohn Township (Beltrami)</b>			
Minnesota Association of Townships	874	8.0%	70
<b>Total for Entity</b>	<b>\$874</b>		<b>\$70</b>
<b>Gail Lake Township (Crow Wing)</b>			
Minnesota Association of Townships	300	8.0%	24
<b>Total for Entity</b>	<b>\$300</b>		<b>\$24</b>
<b>Galena Township (Martin)</b>			
Minnesota Association of Townships	349	8.0%	28
<b>Total for Entity</b>	<b>\$349</b>		<b>\$28</b>
<b>Gales Township (Redwood)</b>			
Minnesota Association of Townships	314	8.0%	25
<b>Total for Entity</b>	<b>\$314</b>		<b>\$25</b>
<b>Garden City Township (Blue Earth)</b>			
Minnesota Association of Townships	560	8.0%	45
<b>Total for Entity</b>	<b>\$560</b>		<b>\$45</b>
<b>Garden Township (Polk)</b>			
Minnesota Association of Townships	338	8.0%	27
<b>Total for Entity</b>	<b>\$338</b>		<b>\$27</b>
<b>Garfield Township (Lac qui Parle)</b>			
Minnesota Association of Townships	316	8.0%	25
<b>Total for Entity</b>	<b>\$316</b>		<b>\$25</b>

**Table 5**  
**2013 Lobbying Expenditures Paid With Association Dues**  
**Listed by Entity**

<b>Name of Entity (County)</b> <b>Association Name</b>	<b>Total Local Government Dues</b>	<b>Proportion of Dues Used for Lobbying</b>	<b>Total Dues Used for Lobbying</b>
<b>Garfield Township (Polk)</b>			
Minnesota Association of Townships	489	8.0%	39
<b>Total for Entity</b>	<b>\$489</b>		<b>\$39</b>
<b>Garnes Township (Red Lake)</b>			
Minnesota Association of Townships	331	8.0%	26
<b>Total for Entity</b>	<b>\$331</b>		<b>\$26</b>
<b>Garrison Township (Crow Wing)</b>			
Minnesota Association of Townships	580	8.0%	46
<b>Total for Entity</b>	<b>\$580</b>		<b>\$46</b>
<b>Garrison, Kathio, West Mille Lacs Lake Sanitary Sewer District</b>			
League of Minnesota Cities	1,611	10.5%	169
<b>Total for Entity</b>	<b>\$1,611</b>		<b>\$169</b>
<b>Geneva Township (Freeborn)</b>			
Minnesota Association of Townships	474	8.0%	38
<b>Total for Entity</b>	<b>\$474</b>		<b>\$38</b>
<b>Genessee Township (Kandiyohi)</b>			
Minnesota Association of Townships	471	8.0%	38
<b>Total for Entity</b>	<b>\$471</b>		<b>\$38</b>
<b>Gentilly Township (Polk)</b>			
Minnesota Association of Townships	428	8.0%	34
<b>Total for Entity</b>	<b>\$428</b>		<b>\$34</b>
<b>Georgetown Township (Clay)</b>			
Minnesota Association of Townships	319	8.0%	26
<b>Total for Entity</b>	<b>\$319</b>		<b>\$26</b>
<b>Germania Township (Todd)</b>			
Minnesota Association of Townships	499	8.0%	40
<b>Total for Entity</b>	<b>\$499</b>		<b>\$40</b>
<b>Germantown Township (Cottonwood)</b>			
Minnesota Association of Townships	336	8.0%	27
<b>Total for Entity</b>	<b>\$336</b>		<b>\$27</b>

**Table 5**  
**2013 Lobbying Expenditures Paid With Association Dues**  
**Listed by Entity**

<b>Name of Entity (County)</b> <b>Association Name</b>	<b>Total Local Government Dues</b>	<b>Proportion of Dues Used for Lobbying</b>	<b>Total Dues Used for Lobbying</b>
<b>Gervais Township (Red Lake)</b>			
Minnesota Association of Townships	343	8.0%	27
<b>Total for Entity</b>	<b>\$343</b>		<b>\$27</b>
<b>Getty Township (Stearns)</b>			
Minnesota Association of Townships	461	8.0%	37
<b>Total for Entity</b>	<b>\$461</b>		<b>\$37</b>
<b>Gilchrist Township (Pope)</b>			
Minnesota Association of Townships	330	8.0%	26
<b>Total for Entity</b>	<b>\$330</b>		<b>\$26</b>
<b>Gillford Township (Wabasha)</b>			
Minnesota Association of Townships	522	8.0%	42
<b>Total for Entity</b>	<b>\$522</b>		<b>\$42</b>
<b>Gilmanton Township (Benton)</b>			
Minnesota Association of Townships	610	8.0%	49
<b>Total for Entity</b>	<b>\$610</b>		<b>\$49</b>
<b>Girard Township (Otter Tail)</b>			
Minnesota Association of Townships	575	8.0%	46
<b>Total for Entity</b>	<b>\$575</b>		<b>\$46</b>
<b>Glasgow Township (Wabasha)</b>			
Minnesota Association of Townships	349	8.0%	28
<b>Total for Entity</b>	<b>\$349</b>		<b>\$28</b>
<b>Glen Township (Aitkin)</b>			
Minnesota Association of Townships	481	8.0%	38
<b>Total for Entity</b>	<b>\$481</b>		<b>\$38</b>
<b>Glencoe Township (McLeod)</b>			
Minnesota Association of Townships	497	8.0%	40
<b>Total for Entity</b>	<b>\$497</b>		<b>\$40</b>
<b>Glendorado Township (Benton)</b>			
Minnesota Association of Townships	584	8.0%	47
<b>Total for Entity</b>	<b>\$584</b>		<b>\$47</b>

**Table 5**  
**2013 Lobbying Expenditures Paid With Association Dues**  
**Listed by Entity**

<b>Name of Entity (County)</b> <b>Association Name</b>	<b>Total Local Government Dues</b>	<b>Proportion of Dues Used for Lobbying</b>	<b>Total Dues Used for Lobbying</b>
<b>Glenwood Township (Pope)</b>			
Minnesota Association of Townships	746	8.0%	60
<b>Total for Entity</b>	<b>\$746</b>		<b>\$60</b>
<b>Glyndon Township (Clay)</b>			
Minnesota Association of Townships	429	8.0%	34
<b>Total for Entity</b>	<b>\$429</b>		<b>\$34</b>
<b>Gnesen Township (Saint Louis)</b>			
Minnesota Association of Townships	950	8.0%	76
<b>Total for Entity</b>	<b>\$950</b>		<b>\$76</b>
<b>Godfrey Township (Polk)</b>			
Minnesota Association of Townships	439	8.0%	35
<b>Total for Entity</b>	<b>\$439</b>		<b>\$35</b>
<b>Golden Valley Township (Roseau)</b>			
Minnesota Association of Townships	330	8.0%	26
<b>Total for Entity</b>	<b>\$330</b>		<b>\$26</b>
<b>Good Hope Township (Itasca)</b>			
Minnesota Association of Townships	302	8.0%	24
<b>Total for Entity</b>	<b>\$302</b>		<b>\$24</b>
<b>Good Hope Township (Norman)</b>			
Minnesota Association of Townships	284	8.0%	23
<b>Total for Entity</b>	<b>\$284</b>		<b>\$23</b>
<b>Goodhue County</b>			
Association of Minnesota Counties	16,304	15.6%	2,543
<b>Total for Entity</b>	<b>\$16,304</b>		<b>\$2,543</b>
<b>Goodhue County Soil and Water Conservation District</b>			
Minnesota Association of Soil & Water Conservation Districts	2,866	26.0%	745
<b>Total for Entity</b>	<b>\$2,866</b>		<b>\$745</b>
<b>Goodhue Township (Goodhue)</b>			
Minnesota Association of Townships	510	8.0%	41
<b>Total for Entity</b>	<b>\$510</b>		<b>\$41</b>

**Table 5**  
**2013 Lobbying Expenditures Paid With Association Dues**  
**Listed by Entity**

<b>Name of Entity (County)</b> <b>Association Name</b>	<b>Total Local Government Dues</b>	<b>Proportion of Dues Used for Lobbying</b>	<b>Total Dues Used for Lobbying</b>
<b>Goodland Township (Itasca)</b>			
Minnesota Association of Townships	487	8.0%	39
<b>Total for Entity</b>	<b>\$487</b>		<b>\$39</b>
<b>Goodridge Township (Pennington)</b>			
Minnesota Association of Townships	296	8.0%	24
<b>Total for Entity</b>	<b>\$296</b>		<b>\$24</b>
<b>Goose Prairie Township (Clay)</b>			
Minnesota Association of Townships	326	8.0%	26
<b>Total for Entity</b>	<b>\$326</b>		<b>\$26</b>
<b>Gordon Township (Todd)</b>			
Minnesota Association of Townships	551	8.0%	44
<b>Total for Entity</b>	<b>\$551</b>		<b>\$44</b>
<b>Gorman Township (Otter Tail)</b>			
Minnesota Association of Townships	490	8.0%	39
<b>Total for Entity</b>	<b>\$490</b>		<b>\$39</b>
<b>Gorton Township (Grant)</b>			
Minnesota Association of Townships	286	8.0%	23
<b>Total for Entity</b>	<b>\$286</b>		<b>\$23</b>
<b>Gould Township (Cass)</b>			
Minnesota Association of Townships	341	8.0%	27
<b>Total for Entity</b>	<b>\$341</b>		<b>\$27</b>
<b>Grace Township (Chippewa)</b>			
Minnesota Association of Townships	298	8.0%	24
<b>Total for Entity</b>	<b>\$298</b>		<b>\$24</b>
<b>Graceville Township (Big Stone)</b>			
Minnesota Association of Townships	330	8.0%	26
<b>Total for Entity</b>	<b>\$330</b>		<b>\$26</b>
<b>Grafton Township (Sibley)</b>			
Minnesota Association of Townships	346	8.0%	28
<b>Total for Entity</b>	<b>\$346</b>		<b>\$28</b>

**Table 5**  
**2013 Lobbying Expenditures Paid With Association Dues**  
**Listed by Entity**

<b>Name of Entity (County)</b> <b>Association Name</b>	<b>Total Local Government Dues</b>	<b>Proportion of Dues Used for Lobbying</b>	<b>Total Dues Used for Lobbying</b>
<b>Graham Lakes Township (Nobles)</b>			
Minnesota Association of Townships	340	8.0%	27
<b>Total for Entity</b>	<b>\$340</b>		<b>\$27</b>
<b>Graham Township (Benton)</b>			
Minnesota Association of Townships	534	8.0%	43
<b>Total for Entity</b>	<b>\$534</b>		<b>\$43</b>
<b>Granby Township (Nicollet)</b>			
Minnesota Association of Townships	347	8.0%	28
<b>Total for Entity</b>	<b>\$347</b>		<b>\$28</b>
<b>Grand Forks Township (Polk)</b>			
Minnesota Association of Townships	326	8.0%	26
<b>Total for Entity</b>	<b>\$326</b>		<b>\$26</b>
<b>Grand Lake Township (Saint Louis)</b>			
Minnesota Association of Townships	1,291	8.0%	103
<b>Total for Entity</b>	<b>\$1,291</b>		<b>\$103</b>
<b>Grand Meadow Township (Mower)</b>			
Minnesota Association of Townships	438	8.0%	35
<b>Total for Entity</b>	<b>\$438</b>		<b>\$35</b>
<b>Grand Plain Township (Marshall)</b>			
Minnesota Association of Townships	288	8.0%	23
<b>Total for Entity</b>	<b>\$288</b>		<b>\$23</b>
<b>Grand Prairie Township (Nobles)</b>			
Minnesota Association of Townships	335	8.0%	27
<b>Total for Entity</b>	<b>\$335</b>		<b>\$27</b>
<b>Grandview Township (Lyon)</b>			
Minnesota Association of Townships	432	8.0%	35
<b>Total for Entity</b>	<b>\$432</b>		<b>\$35</b>
<b>Grange Township (Pipestone)</b>			
Minnesota Association of Townships	333	8.0%	27
<b>Total for Entity</b>	<b>\$333</b>		<b>\$27</b>

**Table 5**  
**2013 Lobbying Expenditures Paid With Association Dues**  
**Listed by Entity**

<b>Name of Entity (County)</b> <b>Association Name</b>	<b>Total Local Government Dues</b>	<b>Proportion of Dues Used for Lobbying</b>	<b>Total Dues Used for Lobbying</b>
<b>Granite Falls Township (Chippewa)</b>			
Minnesota Association of Townships	421	8.0%	34
<b>Total for Entity</b>	<b>\$421</b>		<b>\$34</b>
<b>Granite Ledge Township (Benton)</b>			
Minnesota Association of Townships	580	8.0%	46
<b>Total for Entity</b>	<b>\$580</b>		<b>\$46</b>
<b>Granite Rock Township (Redwood)</b>			
Minnesota Association of Townships	342	8.0%	27
<b>Total for Entity</b>	<b>\$342</b>		<b>\$27</b>
<b>Granite Township (Morrison)</b>			
Minnesota Association of Townships	493	8.0%	39
<b>Total for Entity</b>	<b>\$493</b>		<b>\$39</b>
<b>Grant County</b>			
Association of Minnesota Counties	5,432	15.6%	847
Minnesota Rural Counties Caucus	2,100	35.6%	748
<b>Total for Entity</b>	<b>\$7,532</b>		<b>\$1,595</b>
<b>Grant Soil and Water Conservation District</b>			
Minnesota Association of Soil & Water Conservation Districts	1,966	26.0%	511
<b>Total for Entity</b>	<b>\$1,966</b>		<b>\$511</b>
<b>Grant Valley Township (Beltrami)</b>			
Minnesota Association of Townships	1,078	8.0%	86
<b>Total for Entity</b>	<b>\$1,078</b>		<b>\$86</b>
<b>Granville Township (Kittson)</b>			
Minnesota Association of Townships	297	8.0%	24
<b>Total for Entity</b>	<b>\$297</b>		<b>\$24</b>
<b>Grass Lake Township (Kanabec)</b>			
Minnesota Association of Townships	741	8.0%	59
<b>Total for Entity</b>	<b>\$741</b>		<b>\$59</b>
<b>Grattan Township (Itasca)</b>			
Minnesota Association of Townships	284	8.0%	23
<b>Total for Entity</b>	<b>\$284</b>		<b>\$23</b>

**Table 5**  
**2013 Lobbying Expenditures Paid With Association Dues**  
**Listed by Entity**

<b>Name of Entity (County)</b> <b>Association Name</b>	<b>Total Local Government Dues</b>	<b>Proportion of Dues Used for Lobbying</b>	<b>Total Dues Used for Lobbying</b>
<b>Gray Township (Pipestone)</b>			
Minnesota Association of Townships	340	8.0%	27
<b>Total for Entity</b>	<b>\$340</b>		<b>\$27</b>
<b>Great Bend Township (Cottonwood)</b>			
Minnesota Association of Townships	431	8.0%	34
<b>Total for Entity</b>	<b>\$431</b>		<b>\$34</b>
<b>Great Scott Township (Saint Louis)</b>			
Minnesota Association of Townships	464	8.0%	37
Range Association of Municipalities and Schools	350	45.0%	158
<b>Total for Entity</b>	<b>\$814</b>		<b>\$195</b>
<b>Green Isle Township (Sibley)</b>			
Minnesota Association of Townships	506	8.0%	40
<b>Total for Entity</b>	<b>\$506</b>		<b>\$40</b>
<b>Green Lake Township (Kandiyohi)</b>			
Minnesota Association of Townships	916	8.0%	73
<b>Total for Entity</b>	<b>\$916</b>		<b>\$73</b>
<b>Green Meadow Township (Norman)</b>			
Minnesota Association of Townships	306	8.0%	24
<b>Total for Entity</b>	<b>\$306</b>		<b>\$24</b>
<b>Green Prairie Township (Morrison)</b>			
Minnesota Association of Townships	580	8.0%	46
<b>Total for Entity</b>	<b>\$580</b>		<b>\$46</b>
<b>Green Valley Township (Becker)</b>			
Minnesota Association of Townships	462	8.0%	37
<b>Total for Entity</b>	<b>\$462</b>		<b>\$37</b>
<b>Greenbush Township (Mille Lacs)</b>			
Minnesota Association of Townships	821	8.0%	66
<b>Total for Entity</b>	<b>\$821</b>		<b>\$66</b>
<b>Greenfield Township (Wabasha)</b>			
Minnesota Association of Townships	940	8.0%	75
<b>Total for Entity</b>	<b>\$940</b>		<b>\$75</b>



**Table 5**  
**2013 Lobbying Expenditures Paid With Association Dues**  
**Listed by Entity**

<b>Name of Entity (County)</b> <b>Association Name</b>	<b>Total Local Government Dues</b>	<b>Proportion of Dues Used for Lobbying</b>	<b>Total Dues Used for Lobbying</b>
<b>Greenleaf Township (Meeker)</b>			
Minnesota Association of Townships	555	8.0%	44
<b>Total for Entity</b>	<b>\$555</b>		<b>\$44</b>
<b>Greenvale Township (Dakota)</b>			
Minnesota Association of Townships	598	8.0%	48
<b>Total for Entity</b>	<b>\$598</b>		<b>\$48</b>
<b>Greenway Township (Itasca)</b>			
League of Minnesota Cities	937	10.5%	98
Minnesota Association of Townships	619	8.0%	50
<b>Total for Entity</b>	<b>\$1,556</b>		<b>\$148</b>
<b>Greenwood Township (Clearwater)</b>			
Minnesota Association of Townships	297	8.0%	24
<b>Total for Entity</b>	<b>\$297</b>		<b>\$24</b>
<b>Greenwood Township (Saint Louis)</b>			
Minnesota Association of Townships	643	8.0%	51
<b>Total for Entity</b>	<b>\$643</b>		<b>\$51</b>
<b>Gregory Township (Mahnomen)</b>			
Minnesota Association of Townships	294	8.0%	24
<b>Total for Entity</b>	<b>\$294</b>		<b>\$24</b>
<b>Grey Cloud Island Township (Washington)</b>			
Minnesota Association of Townships	432	8.0%	35
<b>Total for Entity</b>	<b>\$432</b>		<b>\$35</b>
<b>Grey Eagle Township (Todd)</b>			
Minnesota Association of Townships	542	8.0%	43
<b>Total for Entity</b>	<b>\$542</b>		<b>\$43</b>
<b>Grimstad Township (Roseau)</b>			
Minnesota Association of Townships	315	8.0%	25
<b>Total for Entity</b>	<b>\$315</b>		<b>\$25</b>
<b>Grove Lake Township (Pope)</b>			
Minnesota Association of Townships	421	8.0%	34
<b>Total for Entity</b>	<b>\$421</b>		<b>\$34</b>

**Table 5**  
**2013 Lobbying Expenditures Paid With Association Dues**  
**Listed by Entity**

<b>Name of Entity (County)</b> <b>Association Name</b>	<b>Total Local Government Dues</b>	<b>Proportion of Dues Used for Lobbying</b>	<b>Total Dues Used for Lobbying</b>
<b>Grove Park-Tilden Township (Polk)</b>			
Minnesota Association of Townships	430	8.0%	34
<b>Total for Entity</b>	<b>\$430</b>		<b>\$34</b>
<b>Grove Township (Stearns)</b>			
Minnesota Association of Townships	498	8.0%	40
<b>Total for Entity</b>	<b>\$498</b>		<b>\$40</b>
<b>Gully Township (Polk)</b>			
Minnesota Association of Townships	314	8.0%	25
<b>Total for Entity</b>	<b>\$314</b>		<b>\$25</b>
<b>Guthrie Township (Hubbard)</b>			
Minnesota Association of Townships	520	8.0%	42
<b>Total for Entity</b>	<b>\$520</b>		<b>\$42</b>
<b>Hagali Township (Beltrami)</b>			
Minnesota Association of Townships	460	8.0%	37
<b>Total for Entity</b>	<b>\$460</b>		<b>\$37</b>
<b>Hagen Township (Clay)</b>			
Minnesota Association of Townships	320	8.0%	26
<b>Total for Entity</b>	<b>\$320</b>		<b>\$26</b>
<b>Halden Township (Saint Louis)</b>			
Minnesota Association of Townships	311	8.0%	25
<b>Total for Entity</b>	<b>\$311</b>		<b>\$25</b>
<b>Hale Township (McLeod)</b>			
Minnesota Association of Townships	636	8.0%	51
<b>Total for Entity</b>	<b>\$636</b>		<b>\$51</b>
<b>Hallock Township (Kittson)</b>			
Minnesota Association of Townships	303	8.0%	24
<b>Total for Entity</b>	<b>\$303</b>		<b>\$24</b>
<b>Halstad Township (Norman)</b>			
Minnesota Association of Townships	305	8.0%	24
<b>Total for Entity</b>	<b>\$305</b>		<b>\$24</b>

**Table 5**  
**2013 Lobbying Expenditures Paid With Association Dues**  
**Listed by Entity**

<b>Name of Entity (County)</b> <b>Association Name</b>	<b>Total Local Government Dues</b>	<b>Proportion of Dues Used for Lobbying</b>	<b>Total Dues Used for Lobbying</b>
<b>Hamden Township (Becker)</b>			
Minnesota Association of Townships	335	8.0%	27
<b>Total for Entity</b>	<b>\$335</b>		<b>\$27</b>
<b>Hamlin Township (Lac qui Parle)</b>			
Minnesota Association of Townships	322	8.0%	26
<b>Total for Entity</b>	<b>\$322</b>		<b>\$26</b>
<b>Hammer Township (Yellow Medicine)</b>			
Minnesota Association of Townships	332	8.0%	27
<b>Total for Entity</b>	<b>\$332</b>		<b>\$27</b>
<b>Hammond Township (Polk)</b>			
Minnesota Association of Townships	285	8.0%	23
<b>Total for Entity</b>	<b>\$285</b>		<b>\$23</b>
<b>Hampden Township (Kittson)</b>			
Minnesota Association of Townships	282	8.0%	23
<b>Total for Entity</b>	<b>\$282</b>		<b>\$23</b>
<b>Hampton Township (Dakota)</b>			
Minnesota Association of Townships	630	8.0%	50
<b>Total for Entity</b>	<b>\$630</b>		<b>\$50</b>
<b>Hamre Township (Beltrami)</b>			
Minnesota Association of Townships	274	8.0%	22
<b>Total for Entity</b>	<b>\$274</b>		<b>\$22</b>
<b>Hancock Township (Carver)</b>			
Minnesota Association of Townships	450	8.0%	36
<b>Total for Entity</b>	<b>\$450</b>		<b>\$36</b>
<b>Hangaard Township (Clearwater)</b>			
Minnesota Association of Townships	272	8.0%	22
<b>Total for Entity</b>	<b>\$272</b>		<b>\$22</b>
<b>Hansonville Township (Lincoln)</b>			
Minnesota Association of Townships	297	8.0%	24
<b>Total for Entity</b>	<b>\$297</b>		<b>\$24</b>

**Table 5**  
**2013 Lobbying Expenditures Paid With Association Dues**  
**Listed by Entity**

<b>Name of Entity (County)</b> <b>Association Name</b>	<b>Total Local Government Dues</b>	<b>Proportion of Dues Used for Lobbying</b>	<b>Total Dues Used for Lobbying</b>
<b>Hantho Township (Lac qui Parle)</b>			
Minnesota Association of Townships	302	8.0%	24
<b>Total for Entity</b>	<b>\$302</b>		<b>\$24</b>
<b>Harmony Township (Fillmore)</b>			
Minnesota Association of Townships	463	8.0%	37
<b>Total for Entity</b>	<b>\$463</b>		<b>\$37</b>
<b>Harris Township (Itasca)</b>			
Minnesota Association of Townships	1,451	8.0%	116
<b>Total for Entity</b>	<b>\$1,451</b>		<b>\$116</b>
<b>Harrison Township (Kandiyohi)</b>			
Minnesota Association of Townships	521	8.0%	42
<b>Total for Entity</b>	<b>\$521</b>		<b>\$42</b>
<b>Hart Lake Township (Hubbard)</b>			
Minnesota Association of Townships	504	8.0%	40
<b>Total for Entity</b>	<b>\$504</b>		<b>\$40</b>
<b>Hart Township (Winona)</b>			
Minnesota Association of Townships	454	8.0%	36
<b>Total for Entity</b>	<b>\$454</b>		<b>\$36</b>
<b>Hartford Township (Todd)</b>			
Minnesota Association of Townships	550	8.0%	44
<b>Total for Entity</b>	<b>\$550</b>		<b>\$44</b>
<b>Hartland Township (Freeborn)</b>			
Minnesota Association of Townships	421	8.0%	34
<b>Total for Entity</b>	<b>\$421</b>		<b>\$34</b>
<b>Harvey Township (Meeker)</b>			
Minnesota Association of Townships	459	8.0%	37
<b>Total for Entity</b>	<b>\$459</b>		<b>\$37</b>
<b>Hassan Valley Township (McLeod)</b>			
Minnesota Association of Townships	559	8.0%	45
<b>Total for Entity</b>	<b>\$559</b>		<b>\$45</b>

**Table 5**  
**2013 Lobbying Expenditures Paid With Association Dues**  
**Listed by Entity**

<b>Name of Entity (County)</b> <b>Association Name</b>	<b>Total Local Government Dues</b>	<b>Proportion of Dues Used for Lobbying</b>	<b>Total Dues Used for Lobbying</b>
<b>Haugen Township (Aitkin)</b>			
Minnesota Association of Townships	328	8.0%	26
<b>Total for Entity</b>	<b>\$328</b>		<b>\$26</b>
<b>Havana Township (Steele)</b>			
Minnesota Association of Townships	522	8.0%	42
<b>Total for Entity</b>	<b>\$522</b>		<b>\$42</b>
<b>Havelock Township (Chippewa)</b>			
Minnesota Association of Townships	328	8.0%	26
<b>Total for Entity</b>	<b>\$328</b>		<b>\$26</b>
<b>Haven Township (Sherburne)</b>			
Minnesota Association of Townships	1,051	8.0%	84
<b>Total for Entity</b>	<b>\$1,051</b>		<b>\$84</b>
<b>Haverhill Township (Olmsted)</b>			
Minnesota Association of Townships	890	8.0%	71
<b>Total for Entity</b>	<b>\$890</b>		<b>\$71</b>
<b>Hawk Creek Township (Renville)</b>			
Minnesota Association of Townships	333	8.0%	27
<b>Total for Entity</b>	<b>\$333</b>		<b>\$27</b>
<b>Hawley Township (Clay)</b>			
Minnesota Association of Townships	494	8.0%	40
<b>Total for Entity</b>	<b>\$494</b>		<b>\$40</b>
<b>Hay Brook Township (Kanabec)</b>			
Minnesota Association of Townships	622	8.0%	50
<b>Total for Entity</b>	<b>\$622</b>		<b>\$50</b>
<b>Hay Creek Township (Goodhue)</b>			
Minnesota Association of Townships	348	8.0%	28
<b>Total for Entity</b>	<b>\$348</b>		<b>\$28</b>
<b>Hayes Township (Swift)</b>			
Minnesota Association of Townships	333	8.0%	27
<b>Total for Entity</b>	<b>\$333</b>		<b>\$27</b>

**Table 5**  
**2013 Lobbying Expenditures Paid With Association Dues**  
**Listed by Entity**

<b>Name of Entity (County)</b> <b>Association Name</b>	<b>Total Local Government Dues</b>	<b>Proportion of Dues Used for Lobbying</b>	<b>Total Dues Used for Lobbying</b>
<b>Hayfield Township (Dodge)</b>			
Minnesota Association of Townships	489	8.0%	39
<b>Total for Entity</b>	<b>\$489</b>		<b>\$39</b>
<b>Hayland Township (Mille Lacs)</b>			
Minnesota Association of Townships	499	8.0%	40
<b>Total for Entity</b>	<b>\$499</b>		<b>\$40</b>
<b>Hayward Township (Freeborn)</b>			
Minnesota Association of Townships	461	8.0%	37
<b>Total for Entity</b>	<b>\$461</b>		<b>\$37</b>
<b>Hazel Run Township (Yellow Medicine)</b>			
Minnesota Association of Townships	331	8.0%	26
<b>Total for Entity</b>	<b>\$331</b>		<b>\$26</b>
<b>Hazelton Township (Aitkin)</b>			
Minnesota Association of Townships	614	8.0%	49
<b>Total for Entity</b>	<b>\$614</b>		<b>\$49</b>
<b>Hazelton Township (Kittson)</b>			
Minnesota Association of Townships	304	8.0%	24
<b>Total for Entity</b>	<b>\$304</b>		<b>\$24</b>
<b>Headwaters Regional Development Commission</b>			
League of Minnesota Cities	1,611	10.5%	169
<b>Total for Entity</b>	<b>\$1,611</b>		<b>\$169</b>
<b>Hector Township (Renville)</b>			
Minnesota Association of Townships	342	8.0%	27
<b>Total for Entity</b>	<b>\$342</b>		<b>\$27</b>
<b>Hegbert Township (Swift)</b>			
Minnesota Association of Townships	299	8.0%	24
<b>Total for Entity</b>	<b>\$299</b>		<b>\$24</b>
<b>Hegne Township (Norman)</b>			
Minnesota Association of Townships	283	8.0%	23
<b>Total for Entity</b>	<b>\$283</b>		<b>\$23</b>

**Table 5**  
**2013 Lobbying Expenditures Paid With Association Dues**  
**Listed by Entity**

<b>Name of Entity (County)</b> <b>Association Name</b>	<b>Total Local Government Dues</b>	<b>Proportion of Dues Used for Lobbying</b>	<b>Total Dues Used for Lobbying</b>
<b>Heier Township (Mahnomen)</b>			
Minnesota Association of Townships	315	8.0%	25
<b>Total for Entity</b>	<b>\$315</b>		<b>\$25</b>
<b>Height Of Land Township (Becker)</b>			
Minnesota Association of Townships	556	8.0%	44
<b>Total for Entity</b>	<b>\$556</b>		<b>\$44</b>
<b>Helen Township (McLeod)</b>			
Minnesota Association of Townships	614	8.0%	49
<b>Total for Entity</b>	<b>\$614</b>		<b>\$49</b>
<b>Helena Township (Scott)</b>			
Minnesota Association of Townships	938	8.0%	75
<b>Total for Entity</b>	<b>\$938</b>		<b>\$75</b>
<b>Helga Township (Hubbard)</b>			
Minnesota Association of Townships	860	8.0%	69
<b>Total for Entity</b>	<b>\$860</b>		<b>\$69</b>
<b>Helgeland Township (Polk)</b>			
Minnesota Association of Townships	287	8.0%	23
<b>Total for Entity</b>	<b>\$287</b>		<b>\$23</b>
<b>Henderson Township (Sibley)</b>			
Minnesota Association of Townships	573	8.0%	46
<b>Total for Entity</b>	<b>\$573</b>		<b>\$46</b>
<b>Hendricks Township (Lincoln)</b>			
Minnesota Association of Townships	333	8.0%	27
<b>Total for Entity</b>	<b>\$333</b>		<b>\$27</b>
<b>Hendrickson Township (Hubbard)</b>			
Minnesota Association of Townships	442	8.0%	35
<b>Total for Entity</b>	<b>\$442</b>		<b>\$35</b>
<b>Hendrum Township (Norman)</b>			
Minnesota Association of Townships	299	8.0%	24
<b>Total for Entity</b>	<b>\$299</b>		<b>\$24</b>

**Table 5**  
**2013 Lobbying Expenditures Paid With Association Dues**  
**Listed by Entity**

<b>Name of Entity (County) Association Name</b>	<b>Total Local Government Dues</b>	<b>Proportion of Dues Used for Lobbying</b>	<b>Total Dues Used for Lobbying</b>
<b>Hennepin County</b>			
Association of Minnesota Counties	74,425	15.6%	11,610
North Metro Crossing Coalition	11,000	100.0%	11,000
North Metro Mayors Association	10,000	65.0%	6,500
<b>Total for Entity</b>	<b>\$95,425</b>		<b>\$29,110</b>
<b>Hennepin Soil and Water Conservation District</b>			
Minnesota Association of Soil & Water Conservation Districts	1,000	26.0%	260
<b>Total for Entity</b>	<b>\$1,000</b>		<b>\$260</b>
<b>Henning Township (Otter Tail)</b>			
Minnesota Association of Townships	460	8.0%	37
<b>Total for Entity</b>	<b>\$460</b>		<b>\$37</b>
<b>Henrietta Township (Hubbard)</b>			
Minnesota Association of Townships	935	8.0%	75
<b>Total for Entity</b>	<b>\$935</b>		<b>\$75</b>
<b>Henryville Township (Renville)</b>			
Minnesota Association of Townships	337	8.0%	27
<b>Total for Entity</b>	<b>\$337</b>		<b>\$27</b>
<b>Hereim Township (Roseau)</b>			
Minnesota Association of Townships	343	8.0%	27
<b>Total for Entity</b>	<b>\$343</b>		<b>\$27</b>
<b>Heron Lake Township (Jackson)</b>			
Minnesota Association of Townships	446	8.0%	36
<b>Total for Entity</b>	<b>\$446</b>		<b>\$36</b>
<b>Heron Lake Watershed District</b>			
Minnesota Association of Watershed Districts	2,331	28.2%	657
<b>Total for Entity</b>	<b>\$2,331</b>		<b>\$657</b>
<b>Hersey Township (Nobles)</b>			
Minnesota Association of Townships	338	8.0%	27
<b>Total for Entity</b>	<b>\$338</b>		<b>\$27</b>



**Table 5**  
**2013 Lobbying Expenditures Paid With Association Dues**  
**Listed by Entity**

<b>Name of Entity (County)</b> <b>Association Name</b>	<b>Total Local Government Dues</b>	<b>Proportion of Dues Used for Lobbying</b>	<b>Total Dues Used for Lobbying</b>
<b>Hickory Township (Pennington)</b>			
Minnesota Association of Townships	296	8.0%	24
<b>Total for Entity</b>	<b>\$296</b>		<b>\$24</b>
<b>Higdem Township (Polk)</b>			
Minnesota Association of Townships	297	8.0%	24
<b>Total for Entity</b>	<b>\$297</b>		<b>\$24</b>
<b>High Forest Township (Olmsted)</b>			
Minnesota Association of Townships	654	8.0%	52
<b>Total for Entity</b>	<b>\$654</b>		<b>\$52</b>
<b>High Island Creek Watershed District</b>			
Minnesota Association of Watershed Districts	1,170	28.2%	330
<b>Total for Entity</b>	<b>\$1,170</b>		<b>\$330</b>
<b>Highland Grove Township (Clay)</b>			
Minnesota Association of Townships	434	8.0%	35
<b>Total for Entity</b>	<b>\$434</b>		<b>\$35</b>
<b>Highland Township (Wabasha)</b>			
Minnesota Association of Townships	488	8.0%	39
<b>Total for Entity</b>	<b>\$488</b>		<b>\$39</b>
<b>Highlanding Township (Pennington)</b>			
Minnesota Association of Townships	333	8.0%	27
<b>Total for Entity</b>	<b>\$333</b>		<b>\$27</b>
<b>Highwater Township (Cottonwood)</b>			
Minnesota Association of Townships	323	8.0%	26
<b>Total for Entity</b>	<b>\$323</b>		<b>\$26</b>
<b>Hill Lake Township (Aitkin)</b>			
Minnesota Association of Townships	478	8.0%	38
<b>Total for Entity</b>	<b>\$478</b>		<b>\$38</b>
<b>Hill River Township (Polk)</b>			
Minnesota Association of Townships	320	8.0%	26
<b>Total for Entity</b>	<b>\$320</b>		<b>\$26</b>

**Table 5**  
**2013 Lobbying Expenditures Paid With Association Dues**  
**Listed by Entity**

<b>Name of Entity (County)</b> <b>Association Name</b>	<b>Total Local Government Dues</b>	<b>Proportion of Dues Used for Lobbying</b>	<b>Total Dues Used for Lobbying</b>
<b>Hill Township (Kittson)</b>			
Minnesota Association of Townships	275	8.0%	22
<b>Total for Entity</b>	<b>\$275</b>		<b>\$22</b>
<b>Hillman Township (Kanabec)</b>			
Minnesota Association of Townships	483	8.0%	39
<b>Total for Entity</b>	<b>\$483</b>		<b>\$39</b>
<b>Hillman Township (Morrison)</b>			
Minnesota Association of Townships	333	8.0%	27
<b>Total for Entity</b>	<b>\$333</b>		<b>\$27</b>
<b>Hillsdale Township (Winona)</b>			
Minnesota Association of Townships	631	8.0%	50
<b>Total for Entity</b>	<b>\$631</b>		<b>\$50</b>
<b>Hinckley Township (Pine)</b>			
Minnesota Association of Townships	596	8.0%	48
<b>Total for Entity</b>	<b>\$596</b>		<b>\$48</b>
<b>Hines Township (Beltrami)</b>			
Minnesota Association of Townships	562	8.0%	45
<b>Total for Entity</b>	<b>\$562</b>		<b>\$45</b>
<b>Hiram Township (Cass)</b>			
Minnesota Association of Townships	440	8.0%	35
<b>Total for Entity</b>	<b>\$440</b>		<b>\$35</b>
<b>Hobart Township (Otter Tail)</b>			
Minnesota Association of Townships	590	8.0%	47
<b>Total for Entity</b>	<b>\$590</b>		<b>\$47</b>
<b>Hodges Township (Stevens)</b>			
Minnesota Association of Townships	429	8.0%	34
<b>Total for Entity</b>	<b>\$429</b>		<b>\$34</b>
<b>Hoff Township (Pope)</b>			
Minnesota Association of Townships	317	8.0%	25
<b>Total for Entity</b>	<b>\$317</b>		<b>\$25</b>

**Table 5**  
**2013 Lobbying Expenditures Paid With Association Dues**  
**Listed by Entity**

<b>Name of Entity (County)</b> <b>Association Name</b>	<b>Total Local Government Dues</b>	<b>Proportion of Dues Used for Lobbying</b>	<b>Total Dues Used for Lobbying</b>
<b>Hokah Township (Houston)</b>			
Minnesota Association of Townships	496	8.0%	40
<b>Total for Entity</b>	<b>\$496</b>		<b>\$40</b>
<b>Holden Township (Goodhue)</b>			
Minnesota Association of Townships	485	8.0%	39
<b>Total for Entity</b>	<b>\$485</b>		<b>\$39</b>
<b>Holding Township (Stearns)</b>			
Minnesota Association of Townships	775	8.0%	62
<b>Total for Entity</b>	<b>\$775</b>		<b>\$62</b>
<b>Holland Township (Kandiyohi)</b>			
Minnesota Association of Townships	447	8.0%	36
<b>Total for Entity</b>	<b>\$447</b>		<b>\$36</b>
<b>Holly Township (Murray)</b>			
Minnesota Association of Townships	310	8.0%	25
<b>Total for Entity</b>	<b>\$310</b>		<b>\$25</b>
<b>Hollywood Township (Carver)</b>			
Minnesota Association of Townships	742	8.0%	59
<b>Total for Entity</b>	<b>\$742</b>		<b>\$59</b>
<b>Holmes City Township (Douglas)</b>			
Minnesota Association of Townships	594	8.0%	48
<b>Total for Entity</b>	<b>\$594</b>		<b>\$48</b>
<b>Holmesville Township (Becker)</b>			
Minnesota Association of Townships	501	8.0%	40
<b>Total for Entity</b>	<b>\$501</b>		<b>\$40</b>
<b>Holst Township (Clearwater)</b>			
Minnesota Association of Townships	462	8.0%	37
<b>Total for Entity</b>	<b>\$462</b>		<b>\$37</b>
<b>Holt Township (Fillmore)</b>			
Minnesota Association of Townships	426	8.0%	34
<b>Total for Entity</b>	<b>\$426</b>		<b>\$34</b>

**Table 5**  
**2013 Lobbying Expenditures Paid With Association Dues**  
**Listed by Entity**

<b>Name of Entity (County)</b> <b>Association Name</b>	<b>Total Local Government Dues</b>	<b>Proportion of Dues Used for Lobbying</b>	<b>Total Dues Used for Lobbying</b>
<b>Holt Township (Marshall)</b>			
Minnesota Association of Townships	312	8.0%	25
<b>Total for Entity</b>	<b>\$312</b>		<b>\$25</b>
<b>Holy Cross Township (Clay)</b>			
Minnesota Association of Townships	315	8.0%	25
<b>Total for Entity</b>	<b>\$315</b>		<b>\$25</b>
<b>Holyoke Township (Carlton)</b>			
Minnesota Association of Townships	330	8.0%	26
<b>Total for Entity</b>	<b>\$330</b>		<b>\$26</b>
<b>Home Brook Township (Cass)</b>			
Minnesota Association of Townships	317	8.0%	25
<b>Total for Entity</b>	<b>\$317</b>		<b>\$25</b>
<b>Home Lake Township (Norman)</b>			
Minnesota Association of Townships	421	8.0%	34
<b>Total for Entity</b>	<b>\$421</b>		<b>\$34</b>
<b>Home Township (Brown)</b>			
Minnesota Association of Townships	509	8.0%	41
<b>Total for Entity</b>	<b>\$509</b>		<b>\$41</b>
<b>Homer Township (Winona)</b>			
Minnesota Association of Townships	842	8.0%	67
<b>Total for Entity</b>	<b>\$842</b>		<b>\$67</b>
<b>Homestead Township (Otter Tail)</b>			
Minnesota Association of Townships	456	8.0%	36
<b>Total for Entity</b>	<b>\$456</b>		<b>\$36</b>
<b>Honner Township (Redwood)</b>			
Minnesota Association of Townships	295	8.0%	24
<b>Total for Entity</b>	<b>\$295</b>		<b>\$24</b>
<b>Hope Township (Lincoln)</b>			
Minnesota Association of Townships	426	8.0%	34
<b>Total for Entity</b>	<b>\$426</b>		<b>\$34</b>

**Table 5**  
**2013 Lobbying Expenditures Paid With Association Dues**  
**Listed by Entity**

<b>Name of Entity (County)</b> <b>Association Name</b>	<b>Total Local Government Dues</b>	<b>Proportion of Dues Used for Lobbying</b>	<b>Total Dues Used for Lobbying</b>
<b>Hornet Township (Beltrami)</b>			
Minnesota Association of Townships	345	8.0%	28
<b>Total for Entity</b>	<b>\$345</b>		<b>\$28</b>
<b>Horton Township (Stevens)</b>			
Minnesota Association of Townships	325	8.0%	26
<b>Total for Entity</b>	<b>\$325</b>		<b>\$26</b>
<b>Houston County</b>			
Association of Minnesota Counties	9,017	15.6%	1,407
<b>Total for Entity</b>	<b>\$9,017</b>		<b>\$1,407</b>
<b>Houston Township (Houston)</b>			
Minnesota Association of Townships	465	8.0%	37
<b>Total for Entity</b>	<b>\$465</b>		<b>\$37</b>
<b>Hubbard County</b>			
Association of Minnesota Counties	10,262	15.6%	1,601
<b>Total for Entity</b>	<b>\$10,262</b>		<b>\$1,601</b>
<b>Hubbard County Soil and Water Conservation District</b>			
Minnesota Association of Soil & Water Conservation Districts	2,866	26.0%	745
<b>Total for Entity</b>	<b>\$2,866</b>		<b>\$745</b>
<b>Hubbard Township (Hubbard)</b>			
Minnesota Association of Townships	589	8.0%	47
<b>Total for Entity</b>	<b>\$589</b>		<b>\$47</b>
<b>Hubbard Township (Polk)</b>			
Minnesota Association of Townships	294	8.0%	24
<b>Total for Entity</b>	<b>\$294</b>		<b>\$24</b>
<b>Hudson Township (Douglas)</b>			
Minnesota Association of Townships	619	8.0%	50
<b>Total for Entity</b>	<b>\$619</b>		<b>\$50</b>
<b>Humboldt Township (Clay)</b>			
Minnesota Association of Townships	428	8.0%	34
<b>Total for Entity</b>	<b>\$428</b>		<b>\$34</b>

**Table 5**  
**2013 Lobbying Expenditures Paid With Association Dues**  
**Listed by Entity**

<b>Name of Entity (County)</b> <b>Association Name</b>	<b>Total Local Government Dues</b>	<b>Proportion of Dues Used for Lobbying</b>	<b>Total Dues Used for Lobbying</b>
<b>Hunter Township (Jackson)</b>			
Minnesota Association of Townships	340	8.0%	27
<b>Total for Entity</b>	<b>\$340</b>		<b>\$27</b>
<b>Huntersville Township (Wadena)</b>			
Minnesota Association of Townships	309	8.0%	25
<b>Total for Entity</b>	<b>\$309</b>		<b>\$25</b>
<b>Huntly Township (Marshall)</b>			
Minnesota Association of Townships	295	8.0%	24
<b>Total for Entity</b>	<b>\$295</b>		<b>\$24</b>
<b>Huntsville Township (Polk)</b>			
Minnesota Association of Townships	487	8.0%	39
<b>Total for Entity</b>	<b>\$487</b>		<b>\$39</b>
<b>Huss Township (Roseau)</b>			
Minnesota Association of Townships	308	8.0%	25
<b>Total for Entity</b>	<b>\$308</b>		<b>\$25</b>
<b>Hutchinson Township (McLeod)</b>			
Minnesota Association of Townships	802	8.0%	64
<b>Total for Entity</b>	<b>\$802</b>		<b>\$64</b>
<b>Hyde Park Township (Wabasha)</b>			
Minnesota Association of Townships	431	8.0%	34
<b>Total for Entity</b>	<b>\$431</b>		<b>\$34</b>
<b>I.S.D. # 1 - Aitkin</b>			
Minnesota School Board Association	4,102	33.0%	1,354
Range Association of Municipalities and Schools	1,250	45.0%	562
<b>Total for Entity</b>	<b>\$5,352</b>		<b>\$1,916</b>
<b>I.S.D. # 100 - Wrenshall</b>			
Consortium for Legislation for Lake Superior Schools	989	100.0%	989
Minnesota School Board Association	2,301	33.0%	759
<b>Total for Entity</b>	<b>\$3,290</b>		<b>\$1,748</b>

**Table 5**  
**2013 Lobbying Expenditures Paid With Association Dues**  
**Listed by Entity**

<b>Name of Entity (County)</b> <b>Association Name</b>	<b>Total Local Government Dues</b>	<b>Proportion of Dues Used for Lobbying</b>	<b>Total Dues Used for Lobbying</b>
<b>I.S.D. # 108 - Norwood</b>			
Minnesota School Board Association	3,610	33.0%	1,191
<b>Total for Entity</b>	<b>\$3,610</b>		<b>\$1,191</b>
<b>I.S.D. # 11 - Anoka-Hennepin</b>			
Association of Metropolitan School Districts, Inc.	13,428	70.2%	9,426
Minnesota School Board Association	14,814	33.0%	4,889
Schools for Equity in Education	17,792	89.5%	15,924
<b>Total for Entity</b>	<b>\$46,034</b>		<b>\$30,239</b>
<b>I.S.D. # 110 - Waconia</b>			
Minnesota School Board Association	7,018	33.0%	2,316
Schools for Equity in Education	4,340	89.5%	3,884
<b>Total for Entity</b>	<b>\$11,358</b>		<b>\$6,200</b>
<b>I.S.D. # 111 - Watertown-Mayer</b>			
Minnesota School Board Association	4,761	33.0%	1,571
<b>Total for Entity</b>	<b>\$4,761</b>		<b>\$1,571</b>
<b>I.S.D. # 112 - Eastern Carver County</b>			
Association of Metropolitan School Districts, Inc.	11,738	70.2%	8,240
Minnesota School Board Association	11,841	33.0%	3,908
<b>Total for Entity</b>	<b>\$23,579</b>		<b>\$12,148</b>
<b>I.S.D. # 113 - Walker-Hackensack-Akeley</b>			
Minnesota School Board Association	3,244	33.0%	1,071
<b>Total for Entity</b>	<b>\$3,244</b>		<b>\$1,071</b>
<b>I.S.D. # 115 - Cass Lake-Bena Schools</b>			
Minnesota School Board Association	3,788	33.0%	1,250
<b>Total for Entity</b>	<b>\$3,788</b>		<b>\$1,250</b>
<b>I.S.D. # 116 - Pillager</b>			
Minnesota Rural Education Association	1,921	38.2%	734
Minnesota School Board Association	3,305	33.0%	1,091
<b>Total for Entity</b>	<b>\$5,226</b>		<b>\$1,825</b>

**Table 5**  
**2013 Lobbying Expenditures Paid With Association Dues**  
**Listed by Entity**

<b>Name of Entity (County) Association Name</b>	<b>Total Local Government Dues</b>	<b>Proportion of Dues Used for Lobbying</b>	<b>Total Dues Used for Lobbying</b>
<b>I.S.D. # 118 - Northland Community Schools</b>			
Minnesota Rural Education Association	1,435	38.2%	548
Minnesota School Board Association	2,401	33.0%	792
<b>Total for Entity</b>	<b>\$3,836</b>		<b>\$1,340</b>
<b>I.S.D. # 12 - Centennial</b>			
Minnesota School Board Association	10,159	33.0%	3,352
Schools for Equity in Education	7,567	89.5%	6,772
<b>Total for Entity</b>	<b>\$17,726</b>		<b>\$10,124</b>
<b>I.S.D. # 129 - Montevideo</b>			
Minnesota Rural Education Association	2,400	38.2%	917
Minnesota School Board Association	4,515	33.0%	1,490
<b>Total for Entity</b>	<b>\$6,915</b>		<b>\$2,407</b>
<b>I.S.D. # 13 - Columbia Heights</b>			
Association of Metropolitan School Districts, Inc.	8,231	70.2%	5,778
Minnesota School Board Association	6,641	33.0%	2,192
<b>Total for Entity</b>	<b>\$14,872</b>		<b>\$7,970</b>
<b>I.S.D. # 138 - North Branch</b>			
Minnesota School Board Association	7,060	33.0%	2,330
Schools for Equity in Education	3,902	89.5%	3,492
<b>Total for Entity</b>	<b>\$10,962</b>		<b>\$5,822</b>
<b>I.S.D. # 139 - Rush City</b>			
Minnesota School Board Association	3,398	33.0%	1,121
Schools for Equity in Education	2,096	89.5%	1,876
<b>Total for Entity</b>	<b>\$5,494</b>		<b>\$2,997</b>
<b>I.S.D. # 14 - Fridley</b>			
Association of Metropolitan School Districts, Inc.	7,659	70.2%	5,377
Minnesota School Board Association	6,477	33.0%	2,137
Schools for Equity in Education	3,584	89.5%	3,208
<b>Total for Entity</b>	<b>\$17,720</b>		<b>\$10,722</b>



**Table 5**  
**2013 Lobbying Expenditures Paid With Association Dues**  
**Listed by Entity**

<b>Name of Entity (County) Association Name</b>	<b>Total Local Government Dues</b>	<b>Proportion of Dues Used for Lobbying</b>	<b>Total Dues Used for Lobbying</b>
<b>I.S.D. # 146 - Barnesville</b>			
Minnesota Rural Education Association	1,932	38.2%	738
Minnesota School Board Association	3,330	33.0%	1,099
<b>Total for Entity</b>	<b>\$5,262</b>		<b>\$1,837</b>
<b>I.S.D. # 15 - Saint Francis</b>			
Minnesota School Board Association	8,881	33.0%	2,931
Schools for Equity in Education	5,877	89.5%	5,260
<b>Total for Entity</b>	<b>\$14,758</b>		<b>\$8,191</b>
<b>I.S.D. # 150 - Hawley</b>			
Minnesota Rural Education Association	2,068	38.2%	790
Minnesota School Board Association	3,471	33.0%	1,145
<b>Total for Entity</b>	<b>\$5,539</b>		<b>\$1,935</b>
<b>I.S.D. # 152 - Moorhead</b>			
Minnesota Rural Education Association	2,400	38.2%	917
Minnesota School Board Association	9,142	33.0%	3,017
<b>Total for Entity</b>	<b>\$11,542</b>		<b>\$3,934</b>
<b>I.S.D. # 16 - Spring Lake Park</b>			
Association of Metropolitan School Districts, Inc.	9,077	70.2%	6,372
Minnesota School Board Association	8,427	33.0%	2,781
<b>Total for Entity</b>	<b>\$17,504</b>		<b>\$9,153</b>
<b>I.S.D. # 160 - Minnesota State Academies</b>			
Minnesota Rural Education Association	600	38.2%	229
<b>Total for Entity</b>	<b>\$600</b>		<b>\$229</b>
<b>I.S.D. # 162 - Bagley</b>			
Minnesota Rural Education Association	2,102	38.2%	803
Minnesota School Board Association	3,619	33.0%	1,194
<b>Total for Entity</b>	<b>\$5,721</b>		<b>\$1,997</b>

**Table 5**  
**2013 Lobbying Expenditures Paid With Association Dues**  
**Listed by Entity**

<b>Name of Entity (County)</b> <b>Association Name</b>	<b>Total Local Government Dues</b>	<b>Proportion of Dues Used for Lobbying</b>	<b>Total Dues Used for Lobbying</b>
<b>I.S.D. # 166 - Cook County</b>			
Consortium for Legislation for Lake Superior Schools	1,106	100.0%	1,106
Minnesota Rural Education Association	615	38.2%	235
Minnesota School Board Association	2,582	33.0%	852
Range Association of Municipalities and Schools	1,250	45.0%	562
<b>Total for Entity</b>	<b>\$5,553</b>		<b>\$2,755</b>
<b>I.S.D. # 173 - Mountain Lake</b>			
Minnesota Rural Education Association	1,537	38.2%	587
Minnesota School Board Association	2,597	33.0%	857
<b>Total for Entity</b>	<b>\$4,134</b>		<b>\$1,444</b>
<b>I.S.D. # 177 - Windom</b>			
Minnesota Rural Education Association	2,082	38.2%	795
Minnesota School Board Association	3,583	33.0%	1,182
<b>Total for Entity</b>	<b>\$5,665</b>		<b>\$1,977</b>
<b>I.S.D. # 181 - Brainerd</b>			
Minnesota Rural Education Association	2,400	38.2%	917
Minnesota School Board Association	10,163	33.0%	3,354
Schools for Equity in Education	7,442	89.5%	6,661
<b>Total for Entity</b>	<b>\$20,005</b>		<b>\$10,932</b>
<b>I.S.D. # 182 - Crosby-Ironton</b>			
Minnesota Rural Education Association	943	38.2%	360
Minnesota School Board Association	3,981	33.0%	1,314
Range Association of Municipalities and Schools	1,250	45.0%	562
<b>Total for Entity</b>	<b>\$6,174</b>		<b>\$2,236</b>
<b>I.S.D. # 186 - Pequot Lakes</b>			
Minnesota School Board Association	4,696	33.0%	1,550
<b>Total for Entity</b>	<b>\$4,696</b>		<b>\$1,550</b>
<b>I.S.D. # 191 - Burnsville</b>			
Association of Metropolitan School Districts, Inc.	12,016	70.2%	8,435
Minnesota School Board Association	12,222	33.0%	4,033
<b>Total for Entity</b>	<b>\$24,238</b>		<b>\$12,468</b>

**Table 5**  
**2013 Lobbying Expenditures Paid With Association Dues**  
**Listed by Entity**

<b>Name of Entity (County) Association Name</b>	<b>Total Local Government Dues</b>	<b>Proportion of Dues Used for Lobbying</b>	<b>Total Dues Used for Lobbying</b>
<b>I.S.D. # 192 - Farmington</b>			
Association of Metropolitan School Districts, Inc.	10,172	70.2%	7,141
Minnesota School Board Association	10,156	33.0%	3,351
<b>Total for Entity</b>	<b>\$20,328</b>		<b>\$10,492</b>
<b>I.S.D. # 194 - Lakeville</b>			
Association of Metropolitan School Districts, Inc.	12,418	70.2%	8,717
Minnesota School Board Association	12,556	33.0%	4,143
<b>Total for Entity</b>	<b>\$24,974</b>		<b>\$12,860</b>
<b>I.S.D. # 195 - Randolph</b>			
Minnesota School Board Association	2,780	33.0%	917
<b>Total for Entity</b>	<b>\$2,780</b>		<b>\$917</b>
<b>I.S.D. # 196 - Rosemount-Apple Valley-Eagan</b>			
Association of Metropolitan School Districts, Inc.	13,428	70.2%	9,426
Minnesota School Board Association	14,814	33.0%	4,889
Schools for Equity in Education	15,054	89.5%	13,473
<b>Total for Entity</b>	<b>\$43,296</b>		<b>\$27,788</b>
<b>I.S.D. # 197 - West Saint Paul-Mendota Heights-Eagan</b>			
Association of Metropolitan School Districts, Inc.	8,943	70.2%	6,278
Minnesota School Board Association	8,088	33.0%	2,669
<b>Total for Entity</b>	<b>\$17,031</b>		<b>\$8,947</b>
<b>I.S.D. # 199 - Inver Grove Heights Schools</b>			
Association of Metropolitan School Districts, Inc.	8,636	70.2%	6,062
<b>Total for Entity</b>	<b>\$8,636</b>		<b>\$6,062</b>
<b>I.S.D. # 1S - Minneapolis</b>			
Association of Metropolitan School Districts, Inc.	10,598	70.2%	7,440
Minnesota School Board Association	14,814	33.0%	4,889
<b>Total for Entity</b>	<b>\$25,412</b>		<b>\$12,329</b>
<b>I.S.D. # 2 - Hill City</b>			
Minnesota Rural Education Association	1,311	38.2%	501
Minnesota School Board Association	2,196	33.0%	725
<b>Total for Entity</b>	<b>\$3,507</b>		<b>\$1,226</b>

**Table 5**  
**2013 Lobbying Expenditures Paid With Association Dues**  
**Listed by Entity**

<b>Name of Entity (County)</b> <b>Association Name</b>	<b>Total Local Government Dues</b>	<b>Proportion of Dues Used for Lobbying</b>	<b>Total Dues Used for Lobbying</b>
<b>I.S.D. # 200 - Hastings</b>			
Minnesota School Board Association	8,267	33.0%	2,728
<b>Total for Entity</b>	<b>\$8,267</b>		<b>\$2,728</b>
<b>I.S.D. # 203 - Hayfield</b>			
Minnesota School Board Association	3,240	33.0%	1,069
<b>Total for Entity</b>	<b>\$3,240</b>		<b>\$1,069</b>
<b>I.S.D. # 204 - Kasson-Mantorville</b>			
Minnesota School Board Association	5,579	33.0%	1,841
Schools for Equity in Education	2,701	89.5%	2,417
<b>Total for Entity</b>	<b>\$8,280</b>		<b>\$4,258</b>
<b>I.S.D. # 206 - Alexandria</b>			
Minnesota Rural Education Association	2,400	38.2%	917
Minnesota School Board Association	7,535	33.0%	2,487
<b>Total for Entity</b>	<b>\$9,935</b>		<b>\$3,404</b>
<b>I.S.D. # 207 - Brandon</b>			
Minnesota Rural Education Association	1,315	38.2%	502
Minnesota School Board Association	2,128	33.0%	702
<b>Total for Entity</b>	<b>\$3,443</b>		<b>\$1,204</b>
<b>I.S.D. # 2071 - Lake Crystal-Wellcome Memorial</b>			
Minnesota Rural Education Association	1,916	38.2%	732
Minnesota School Board Association	3,242	33.0%	1,070
<b>Total for Entity</b>	<b>\$5,158</b>		<b>\$1,802</b>
<b>I.S.D. # 208 - Evansville</b>			
Minnesota School Board Association	1,855	33.0%	612
<b>Total for Entity</b>	<b>\$1,855</b>		<b>\$612</b>
<b>I.S.D. # 2125 - Triton</b>			
Minnesota School Board Association	3,915	33.0%	1,292
<b>Total for Entity</b>	<b>\$3,915</b>		<b>\$1,292</b>

**Table 5**  
**2013 Lobbying Expenditures Paid With Association Dues**  
**Listed by Entity**

<b>Name of Entity (County) Association Name</b>	<b>Total Local Government Dues</b>	<b>Proportion of Dues Used for Lobbying</b>	<b>Total Dues Used for Lobbying</b>
<b>I.S.D. # 213 - Osakis</b>			
Minnesota Rural Education Association	1,961	38.2%	749
Minnesota School Board Association	3,268	33.0%	1,078
<b>Total for Entity</b>	<b>\$5,229</b>		<b>\$1,827</b>
<b>I.S.D. # 2134 - United South Central</b>			
Minnesota Rural Education Association	1,746	38.2%	667
Minnesota School Board Association	2,966	33.0%	979
<b>Total for Entity</b>	<b>\$4,712</b>		<b>\$1,646</b>
<b>I.S.D. # 2135 - Maple River</b>			
Minnesota Rural Education Association	2,232	38.2%	853
Minnesota School Board Association	3,747	33.0%	1,237
<b>Total for Entity</b>	<b>\$5,979</b>		<b>\$2,090</b>
<b>I.S.D. # 2137 - Kingsland</b>			
Minnesota Rural Education Association	1,740	38.2%	665
Minnesota School Board Association	2,949	33.0%	973
<b>Total for Entity</b>	<b>\$4,689</b>		<b>\$1,638</b>
<b>I.S.D. # 2142 - Saint Louis County</b>			
Minnesota School Board Association	5,128	33.0%	1,692
<b>Total for Entity</b>	<b>\$5,128</b>		<b>\$1,692</b>
<b>I.S.D. # 2143 - Waterville-Elysian-Morristown</b>			
Minnesota School Board Association	3,426	33.0%	1,131
<b>Total for Entity</b>	<b>\$3,426</b>		<b>\$1,131</b>
<b>I.S.D. # 2144 - Chisago Lakes</b>			
Minnesota School Board Association	7,049	33.0%	2,326
Schools for Equity in Education	4,114	89.5%	3,682
<b>Total for Entity</b>	<b>\$11,163</b>		<b>\$6,008</b>
<b>I.S.D. # 2149 - Minnewaska</b>			
Minnesota School Board Association	3,712	33.0%	1,225
<b>Total for Entity</b>	<b>\$3,712</b>		<b>\$1,225</b>

**Table 5**  
**2013 Lobbying Expenditures Paid With Association Dues**  
**Listed by Entity**

<b>Name of Entity (County)</b> <b>Association Name</b>	<b>Total Local Government Dues</b>	<b>Proportion of Dues Used for Lobbying</b>	<b>Total Dues Used for Lobbying</b>
<b>I.S.D. # 2154 - Eveleth-Gilbert</b>			
Minnesota School Board Association	3,934	33.0%	1,298
Range Association of Municipalities and Schools	1,250	45.0%	562
<b>Total for Entity</b>	<b>\$5,184</b>		<b>\$1,860</b>
<b>I.S.D. # 2155 - Wadena-Deer Creek</b>			
Minnesota School Board Association	3,616	33.0%	1,193
<b>Total for Entity</b>	<b>\$3,616</b>		<b>\$1,193</b>
<b>I.S.D. # 2159 - Buffalo Lake-Hector</b>			
Minnesota Rural Education Association	832	38.2%	318
Minnesota School Board Association	2,789	33.0%	920
<b>Total for Entity</b>	<b>\$3,621</b>		<b>\$1,238</b>
<b>I.S.D. # 2164 - Dilworth-Glyndon-Felton</b>			
Minnesota Rural Education Association	2,400	38.2%	917
Minnesota School Board Association	4,262	33.0%	1,406
<b>Total for Entity</b>	<b>\$6,662</b>		<b>\$2,323</b>
<b>I.S.D. # 2165 - Hinckley-Finlayson</b>			
Minnesota School Board Association	3,615	33.0%	1,193
Schools for Equity in Education	2,115	89.5%	1,893
<b>Total for Entity</b>	<b>\$5,730</b>		<b>\$3,086</b>
<b>I.S.D. # 2167 - Lakeview</b>			
Minnesota Rural Education Association	1,673	38.2%	639
Minnesota School Board Association	2,784	33.0%	919
<b>Total for Entity</b>	<b>\$4,457</b>		<b>\$1,558</b>
<b>I.S.D. # 2168 - N.R.H.E.G.</b>			
Minnesota School Board Association	3,505	33.0%	1,157
<b>Total for Entity</b>	<b>\$3,505</b>		<b>\$1,157</b>
<b>I.S.D. # 2169 - Murray County Central</b>			
Minnesota Rural Education Association	1,864	38.2%	712
Minnesota School Board Association	3,183	33.0%	1,050
<b>Total for Entity</b>	<b>\$5,047</b>		<b>\$1,762</b>

**Table 5**  
**2013 Lobbying Expenditures Paid With Association Dues**  
**Listed by Entity**

<b>Name of Entity (County) Association Name</b>	<b>Total Local Government Dues</b>	<b>Proportion of Dues Used for Lobbying</b>	<b>Total Dues Used for Lobbying</b>
<b>I.S.D. # 2170 - Staples-Motley</b>			
Minnesota Rural Education Association	2,400	38.2%	917
Minnesota School Board Association	4,099	33.0%	1,353
<b>Total for Entity</b>	<b>\$6,499</b>		<b>\$2,270</b>
<b>I.S.D. # 2171 - Kittson Central</b>			
Minnesota Rural Education Association	1,311	38.2%	501
Minnesota School Board Association	2,173	33.0%	717
<b>Total for Entity</b>	<b>\$3,484</b>		<b>\$1,218</b>
<b>I.S.D. # 2172 - Kenyon-Wanamingo</b>			
Minnesota School Board Association	3,308	33.0%	1,092
<b>Total for Entity</b>	<b>\$3,308</b>		<b>\$1,092</b>
<b>I.S.D. # 2174 - Pine River-Backus</b>			
Minnesota Rural Education Association	1,996	38.2%	762
Minnesota School Board Association	3,441	33.0%	1,136
Schools for Equity in Education	2,100	89.5%	1,880
<b>Total for Entity</b>	<b>\$7,537</b>		<b>\$3,778</b>
<b>I.S.D. # 2176 - Warren-Alvarado-Oslo</b>			
Minnesota Rural Education Association	1,494	38.2%	571
Minnesota School Board Association	2,465	33.0%	813
<b>Total for Entity</b>	<b>\$3,959</b>		<b>\$1,384</b>
<b>I.S.D. # 2180 - M.A.C.C.R.A.Y.</b>			
Minnesota Rural Education Association	1,789	38.2%	683
Minnesota School Board Association	2,979	33.0%	983
<b>Total for Entity</b>	<b>\$4,768</b>		<b>\$1,666</b>
<b>I.S.D. # 2184 - Luverne</b>			
Minnesota Rural Education Association	2,371	38.2%	906
Minnesota School Board Association	3,960	33.0%	1,307
<b>Total for Entity</b>	<b>\$6,331</b>		<b>\$2,213</b>

**Table 5**  
**2013 Lobbying Expenditures Paid With Association Dues**  
**Listed by Entity**

<b>Name of Entity (County)</b> <b>Association Name</b>	<b>Total Local Government Dues</b>	<b>Proportion of Dues Used for Lobbying</b>	<b>Total Dues Used for Lobbying</b>
<b>I.S.D. # 2190 - Yellow Medicine East</b>			
Minnesota Rural Education Association	1,967	38.2%	751
Minnesota School Board Association	3,338	33.0%	1,102
<b>Total for Entity</b>	<b>\$5,305</b>		<b>\$1,853</b>
<b>I.S.D. # 2198 - Fillmore Central</b>			
Minnesota Rural Education Association	1,588	38.2%	607
Minnesota School Board Association	2,716	33.0%	896
<b>Total for Entity</b>	<b>\$4,304</b>		<b>\$1,503</b>
<b>I.S.D. # 22 - Detroit Lakes</b>			
Minnesota Rural Education Association	2,400	38.2%	917
Minnesota School Board Association	6,356	33.0%	2,097
<b>Total for Entity</b>	<b>\$8,756</b>		<b>\$3,014</b>
<b>I.S.D. # 2215 - Norman County East</b>			
Minnesota Rural Education Association	1,352	38.2%	516
Minnesota School Board Association	2,204	33.0%	727
<b>Total for Entity</b>	<b>\$3,556</b>		<b>\$1,243</b>
<b>I.S.D. # 227 - Chatfield</b>			
Minnesota Rural Education Association	1,807	38.2%	690
Minnesota School Board Association	3,419	33.0%	1,128
<b>Total for Entity</b>	<b>\$5,226</b>		<b>\$1,818</b>
<b>I.S.D. # 229 - Lanesboro</b>			
Minnesota School Board Association	2,270	33.0%	749
<b>Total for Entity</b>	<b>\$2,270</b>		<b>\$749</b>
<b>I.S.D. # 23 - Frazee-Vergas</b>			
Minnesota Rural Education Association	2,015	38.2%	770
Minnesota School Board Association	3,431	33.0%	1,132
<b>Total for Entity</b>	<b>\$5,446</b>		<b>\$1,902</b>
<b>I.S.D. # 2310 - Sibley East</b>			
Minnesota School Board Association	3,972	33.0%	1,311
<b>Total for Entity</b>	<b>\$3,972</b>		<b>\$1,311</b>



**Table 5**  
**2013 Lobbying Expenditures Paid With Association Dues**  
**Listed by Entity**

<b>Name of Entity (County) Association Name</b>	<b>Total Local Government Dues</b>	<b>Proportion of Dues Used for Lobbying</b>	<b>Total Dues Used for Lobbying</b>
<b>I.S.D. # 2311 - Clearbrook-Gonvick</b>			
Minnesota Rural Education Association	1,539	38.2%	588
Minnesota School Board Association	2,549	33.0%	841
<b>Total for Entity</b>	<b>\$4,088</b>		<b>\$1,429</b>
<b>I.S.D. # 2342 - West Central Area</b>			
Minnesota Rural Education Association	1,828	38.2%	698
Minnesota School Board Association	3,069	33.0%	1,013
<b>Total for Entity</b>	<b>\$4,897</b>		<b>\$1,711</b>
<b>I.S.D. # 2358 - Tri-County</b>			
Minnesota Rural Education Association	1,266	38.2%	484
Minnesota School Board Association	2,050	33.0%	676
<b>Total for Entity</b>	<b>\$3,316</b>		<b>\$1,160</b>
<b>I.S.D. # 2364 - Belgrade-Brooten-Elrosa</b>			
Minnesota School Board Association	2,984	33.0%	985
<b>Total for Entity</b>	<b>\$2,984</b>		<b>\$985</b>
<b>I.S.D. # 2365 - G.F.W.</b>			
Minnesota School Board Association	3,324	33.0%	1,097
<b>Total for Entity</b>	<b>\$3,324</b>		<b>\$1,097</b>
<b>I.S.D. # 238 - Mabel-Canton</b>			
Minnesota Rural Education Association	1,297	38.2%	495
Minnesota School Board Association	2,137	33.0%	705
<b>Total for Entity</b>	<b>\$3,434</b>		<b>\$1,200</b>
<b>I.S.D. # 239 - Rushford-Peterson</b>			
Minnesota Rural Education Association	1,640	38.2%	626
Minnesota School Board Association	2,874	33.0%	948
<b>Total for Entity</b>	<b>\$4,514</b>		<b>\$1,574</b>
<b>I.S.D. # 2396 - A.C.G.C.</b>			
Minnesota School Board Association	3,286	33.0%	1,084
<b>Total for Entity</b>	<b>\$3,286</b>		<b>\$1,084</b>

**Table 5**  
**2013 Lobbying Expenditures Paid With Association Dues**  
**Listed by Entity**

<b>Name of Entity (County)</b> <b>Association Name</b>	<b>Total Local Government Dues</b>	<b>Proportion of Dues Used for Lobbying</b>	<b>Total Dues Used for Lobbying</b>
<b>I.S.D. # 2397 - Le Sueur-Henderson</b>			
Minnesota School Board Association	3,820	33.0%	1,261
<b>Total for Entity</b>	<b>\$3,820</b>		<b>\$1,261</b>
<b>I.S.D. # 241 - Albert Lea</b>			
Minnesota School Board Association	6,831	33.0%	2,254
Schools for Equity in Education	3,964	89.5%	3,548
<b>Total for Entity</b>	<b>\$10,795</b>		<b>\$5,802</b>
<b>I.S.D. # 242 - Alden-Conger</b>			
Minnesota School Board Association	2,630	33.0%	868
<b>Total for Entity</b>	<b>\$2,630</b>		<b>\$868</b>
<b>I.S.D. # 2448 - Martin County West</b>			
Minnesota School Board Association	3,135	33.0%	1,035
<b>Total for Entity</b>	<b>\$3,135</b>		<b>\$1,035</b>
<b>I.S.D. # 25 - Pine Point</b>			
Minnesota School Board Association	1,657	33.0%	547
<b>Total for Entity</b>	<b>\$1,657</b>		<b>\$547</b>
<b>I.S.D. # 252 - Cannon Falls</b>			
Minnesota School Board Association	3,937	33.0%	1,299
Schools for Equity in Education	2,166	89.5%	1,939
<b>Total for Entity</b>	<b>\$6,103</b>		<b>\$3,238</b>
<b>I.S.D. # 2527 - Norman County West</b>			
Minnesota Rural Education Association	1,301	38.2%	497
Minnesota School Board Association	2,107	33.0%	695
<b>Total for Entity</b>	<b>\$3,408</b>		<b>\$1,192</b>
<b>I.S.D. # 253 - Goodhue</b>			
Minnesota Rural Education Association	1,757	38.2%	671
Minnesota School Board Association	2,963	33.0%	978
<b>Total for Entity</b>	<b>\$4,720</b>		<b>\$1,649</b>

**Table 5**  
**2013 Lobbying Expenditures Paid With Association Dues**  
**Listed by Entity**

<b>Name of Entity (County) Association Name</b>	<b>Total Local Government Dues</b>	<b>Proportion of Dues Used for Lobbying</b>	<b>Total Dues Used for Lobbying</b>
<b>I.S.D. # 2534 - Bird Island-Olivia-Lake Lillian</b>			
Minnesota Rural Education Association	1,782	38.2%	681
Minnesota School Board Association	3,000	33.0%	990
<b>Total for Entity</b>	<b>\$4,782</b>		<b>\$1,671</b>
<b>I.S.D. # 2536 - Granada Huntley-East Chain</b>			
Minnesota School Board Association	2,045	33.0%	675
<b>Total for Entity</b>	<b>\$2,045</b>		<b>\$675</b>
<b>I.S.D. # 255 - Pine Island</b>			
Minnesota School Board Association	4,007	33.0%	1,322
<b>Total for Entity</b>	<b>\$4,007</b>		<b>\$1,322</b>
<b>I.S.D. # 256 - Red Wing</b>			
Minnesota School Board Association	6,428	33.0%	2,121
<b>Total for Entity</b>	<b>\$6,428</b>		<b>\$2,121</b>
<b>I.S.D. # 2580 - East Central</b>			
Minnesota School Board Association	3,183	33.0%	1,050
Schools for Equity in Education	2,066	89.5%	1,849
<b>Total for Entity</b>	<b>\$5,249</b>		<b>\$2,899</b>
<b>I.S.D. # 2609 - Win-E-Mac</b>			
Minnesota Rural Education Association	1,489	38.2%	569
Minnesota School Board Association	2,493	33.0%	823
<b>Total for Entity</b>	<b>\$3,982</b>		<b>\$1,392</b>
<b>I.S.D. # 261 - Ashby</b>			
Minnesota Rural Education Association	1,290	38.2%	493
Minnesota School Board Association	2,088	33.0%	689
<b>Total for Entity</b>	<b>\$3,378</b>		<b>\$1,182</b>
<b>I.S.D. # 264 - Herman-Norcross</b>			
Minnesota Rural Education Association	1,102	38.2%	421
Minnesota School Board Association	1,754	33.0%	579
<b>Total for Entity</b>	<b>\$2,856</b>		<b>\$1,000</b>

**Table 5**  
**2013 Lobbying Expenditures Paid With Association Dues**  
**Listed by Entity**

<b>Name of Entity (County) Association Name</b>	<b>Total Local Government Dues</b>	<b>Proportion of Dues Used for Lobbying</b>	<b>Total Dues Used for Lobbying</b>
<b>I.S.D. # 2683 - Greenbush-Middle River</b>			
Minnesota Rural Education Association	1,489	38.2%	569
Minnesota School Board Association	2,502	33.0%	826
<b>Total for Entity</b>	<b>\$3,991</b>		<b>\$1,395</b>
<b>I.S.D. # 2687 - Howard Lake-Waverly-Winsted</b>			
Minnesota School Board Association	3,742	33.0%	1,235
Schools for Equity in Education	2,151	89.5%	1,925
<b>Total for Entity</b>	<b>\$5,893</b>		<b>\$3,160</b>
<b>I.S.D. # 2689 - Pipestone Area Schools</b>			
Minnesota Rural Education Association	2,268	38.2%	866
Minnesota School Board Association	3,856	33.0%	1,272
<b>Total for Entity</b>	<b>\$6,124</b>		<b>\$2,138</b>
<b>I.S.D. # 270 - Hopkins</b>			
Association of Metropolitan School Districts, Inc.	10,247	70.2%	7,193
Minnesota School Board Association	10,677	33.0%	3,523
<b>Total for Entity</b>	<b>\$20,924</b>		<b>\$10,716</b>
<b>I.S.D. # 271 - Bloomington</b>			
Association of Metropolitan School Districts, Inc.	12,193	70.2%	8,559
Minnesota School Board Association	12,376	33.0%	4,084
<b>Total for Entity</b>	<b>\$24,569</b>		<b>\$12,643</b>
<b>I.S.D. # 2711 - Mesabi East</b>			
Minnesota School Board Association	3,383	33.0%	1,116
Range Association of Municipalities and Schools	1,500	45.0%	675
<b>Total for Entity</b>	<b>\$4,883</b>		<b>\$1,791</b>
<b>I.S.D. # 272 - Eden Prairie</b>			
Association of Metropolitan School Districts, Inc.	11,644	70.2%	8,174
Minnesota School Board Association	12,203	33.0%	4,027
<b>Total for Entity</b>	<b>\$23,847</b>		<b>\$12,201</b>

**Table 5**  
**2013 Lobbying Expenditures Paid With Association Dues**  
**Listed by Entity**

<b>Name of Entity (County)</b> <b>Association Name</b>	<b>Total Local Government Dues</b>	<b>Proportion of Dues Used for Lobbying</b>	<b>Total Dues Used for Lobbying</b>
<b>I.S.D. # 273 - Edina</b>			
Association of Metropolitan School Districts, Inc.	10,338	70.2%	7,257
Minnesota School Board Association	11,284	33.0%	3,724
<b>Total for Entity</b>	<b>\$21,622</b>		<b>\$10,981</b>
<b>I.S.D. # 2752 - Fairmont Area Schools</b>			
Minnesota Rural Education Association	2,400	38.2%	917
Minnesota School Board Association	4,995	33.0%	1,648
<b>Total for Entity</b>	<b>\$7,395</b>		<b>\$2,565</b>
<b>I.S.D. # 2753 - Long Prairie-Grey Eagle</b>			
Minnesota School Board Association	3,622	33.0%	1,195
<b>Total for Entity</b>	<b>\$3,622</b>		<b>\$1,195</b>
<b>I.S.D. # 2754 - Cedar Mountain</b>			
Minnesota Rural Education Association	1,560	38.2%	596
Minnesota School Board Association	2,599	33.0%	858
<b>Total for Entity</b>	<b>\$4,159</b>		<b>\$1,454</b>
<b>I.S.D. # 2759 - Eagle Valley Public Schools</b>			
Minnesota Rural Education Association	1,314	38.2%	502
Minnesota School Board Association	2,171	33.0%	716
<b>Total for Entity</b>	<b>\$3,485</b>		<b>\$1,218</b>
<b>I.S.D. # 276 - Minnetonka</b>			
Association of Metropolitan School Districts, Inc.	10,394	70.2%	7,297
Minnesota School Board Association	11,525	33.0%	3,803
<b>Total for Entity</b>	<b>\$21,919</b>		<b>\$11,100</b>
<b>I.S.D. # 277 - Westonka</b>			
Minnesota School Board Association	5,692	33.0%	1,878
<b>Total for Entity</b>	<b>\$5,692</b>		<b>\$1,878</b>
<b>I.S.D. # 278 - Orono</b>			
Association of Metropolitan School Districts, Inc.	7,487	70.2%	5,256
Minnesota School Board Association	6,349	33.0%	2,095
<b>Total for Entity</b>	<b>\$13,836</b>		<b>\$7,351</b>

**Table 5**  
**2013 Lobbying Expenditures Paid With Association Dues**  
**Listed by Entity**

<b>Name of Entity (County)</b> <b>Association Name</b>	<b>Total Local Government Dues</b>	<b>Proportion of Dues Used for Lobbying</b>	<b>Total Dues Used for Lobbying</b>
<b>I.S.D. # 279 - Osseo</b>			
Association of Metropolitan School Districts, Inc.	13,428	70.2%	9,426
Minnesota School Board Association	14,814	33.0%	4,889
<b>Total for Entity</b>	<b>\$28,242</b>		<b>\$14,315</b>
<b>I.S.D. # 280 - Richfield</b>			
Association of Metropolitan School Districts, Inc.	8,943	70.2%	6,278
Minnesota School Board Association	7,778	33.0%	2,567
<b>Total for Entity</b>	<b>\$16,721</b>		<b>\$8,845</b>
<b>I.S.D. # 2805 - Zumbrota-Mazeppa</b>			
Minnesota School Board Association	3,734	33.0%	1,232
<b>Total for Entity</b>	<b>\$3,734</b>		<b>\$1,232</b>
<b>I.S.D. # 281 - Robbinsdale</b>			
Association of Metropolitan School Districts, Inc.	13,428	70.2%	9,426
Minnesota School Board Association	12,807	33.0%	4,226
<b>Total for Entity</b>	<b>\$26,235</b>		<b>\$13,652</b>
<b>I.S.D. # 282 - Saint Anthony-New Brighton</b>			
Association of Metropolitan School Districts, Inc.	6,969	70.2%	4,892
Minnesota School Board Association	5,068	33.0%	1,672
<b>Total for Entity</b>	<b>\$12,037</b>		<b>\$6,564</b>
<b>I.S.D. # 283 - Saint Louis Park</b>			
Association of Metropolitan School Districts, Inc.	8,770	70.2%	6,157
Minnesota School Board Association	8,042	33.0%	2,654
<b>Total for Entity</b>	<b>\$16,812</b>		<b>\$8,811</b>
<b>I.S.D. # 2835 - Janesville-Waldorf-Pemberton</b>			
Minnesota School Board Association	2,780	33.0%	917
<b>Total for Entity</b>	<b>\$2,780</b>		<b>\$917</b>
<b>I.S.D. # 284 - Wayzata</b>			
Association of Metropolitan School Districts, Inc.	11,845	70.2%	8,315
Minnesota School Board Association	12,406	33.0%	4,094
<b>Total for Entity</b>	<b>\$24,251</b>		<b>\$12,409</b>

**Table 5**  
**2013 Lobbying Expenditures Paid With Association Dues**  
**Listed by Entity**

<b>Name of Entity (County)</b> <b>Association Name</b>	<b>Total Local Government Dues</b>	<b>Proportion of Dues Used for Lobbying</b>	<b>Total Dues Used for Lobbying</b>
<b>I.S.D. # 2853 - Lac qui Parle Valley</b>			
Minnesota Rural Education Association	1,906	38.2%	728
Minnesota School Board Association	3,274	33.0%	1,080
<b>Total for Entity</b>	<b>\$5,180</b>		<b>\$1,808</b>
<b>I.S.D. # 2854 - Ada-Borup</b>			
Minnesota Rural Education Association	1,615	38.2%	617
Minnesota School Board Association	2,709	33.0%	894
<b>Total for Entity</b>	<b>\$4,324</b>		<b>\$1,511</b>
<b>I.S.D. # 2856 - Stephen-Argyle Central Schools</b>			
Minnesota Rural Education Association	1,397	38.2%	534
Minnesota School Board Association	2,307	33.0%	761
<b>Total for Entity</b>	<b>\$3,704</b>		<b>\$1,295</b>
<b>I.S.D. # 2859 - Glencoe-Silver Lake</b>			
Minnesota School Board Association	4,940	33.0%	1,630
<b>Total for Entity</b>	<b>\$4,940</b>		<b>\$1,630</b>
<b>I.S.D. # 286 - Brooklyn Center</b>			
Association of Metropolitan School Districts, Inc.	7,210	70.2%	5,061
Minnesota School Board Association	5,695	33.0%	1,879
<b>Total for Entity</b>	<b>\$12,905</b>		<b>\$6,940</b>
<b>I.S.D. # 2860 - Blue Earth Area Public School</b>			
Minnesota School Board Association	4,030	33.0%	1,330
<b>Total for Entity</b>	<b>\$4,030</b>		<b>\$1,330</b>
<b>I.S.D. # 2884 - Red Rock Central</b>			
Minnesota Rural Education Association	1,475	38.2%	563
Minnesota School Board Association	2,526	33.0%	834
<b>Total for Entity</b>	<b>\$4,001</b>		<b>\$1,397</b>
<b>I.S.D. # 2886 - Glenville-Emmons</b>			
Minnesota Rural Education Association	430	38.2%	164
Minnesota School Board Association	2,422	33.0%	799
<b>Total for Entity</b>	<b>\$2,852</b>		<b>\$963</b>

**Table 5**  
**2013 Lobbying Expenditures Paid With Association Dues**  
**Listed by Entity**

<b>Name of Entity (County) Association Name</b>	<b>Total Local Government Dues</b>	<b>Proportion of Dues Used for Lobbying</b>	<b>Total Dues Used for Lobbying</b>
<b>I.S.D. # 2888 - Clinton-Graceville-Beardsley</b>			
Minnesota Rural Education Association	1,420	38.2%	542
Minnesota School Board Association	2,361	33.0%	779
<b>Total for Entity</b>	<b>\$3,781</b>		<b>\$1,321</b>
<b>I.S.D. # 2889 - Lake Park Audubon District</b>			
Minnesota Rural Education Association	1,716	38.2%	656
Minnesota School Board Association	2,906	33.0%	959
<b>Total for Entity</b>	<b>\$4,622</b>		<b>\$1,615</b>
<b>I.S.D. # 2890 - Renville County West</b>			
Minnesota Rural Education Association	1,536	38.2%	587
Minnesota School Board Association	2,628	33.0%	867
<b>Total for Entity</b>	<b>\$4,164</b>		<b>\$1,454</b>
<b>I.S.D. # 2895 - Jackson County Central</b>			
Minnesota Rural Education Association	2,350	38.2%	898
Minnesota School Board Association	3,953	33.0%	1,304
<b>Total for Entity</b>	<b>\$6,303</b>		<b>\$2,202</b>
<b>I.S.D. # 2897 - Redwood Area Schools</b>			
Minnesota Rural Education Association	2,314	38.2%	884
Minnesota School Board Association	3,895	33.0%	1,285
<b>Total for Entity</b>	<b>\$6,209</b>		<b>\$2,169</b>
<b>I.S.D. # 2898 - Westbrook-Walnut Grove Schools</b>			
Minnesota Rural Education Association	1,525	38.2%	583
Minnesota School Board Association	2,574	33.0%	849
<b>Total for Entity</b>	<b>\$4,099</b>		<b>\$1,432</b>
<b>I.S.D. # 2899 - Plainview-Elgin-Millville</b>			
Minnesota Rural Education Association	2,400	38.2%	917
Minnesota School Board Association	4,633	33.0%	1,529
<b>Total for Entity</b>	<b>\$7,033</b>		<b>\$2,446</b>



**Table 5**  
**2013 Lobbying Expenditures Paid With Association Dues**  
**Listed by Entity**

<b>Name of Entity (County) Association Name</b>	<b>Total Local Government Dues</b>	<b>Proportion of Dues Used for Lobbying</b>	<b>Total Dues Used for Lobbying</b>
<b>I.S.D. # 2902 - RTR Public Schools</b>			
Minnesota Rural Education Association	1,133	38.2%	433
Minnesota School Board Association	2,686	33.0%	886
<b>Total for Entity</b>	<b>\$3,819</b>		<b>\$1,319</b>
<b>I.S.D. # 2903 - Ortonville</b>			
Minnesota Rural Education Association	1,569	38.2%	599
Minnesota School Board Association	2,625	33.0%	866
<b>Total for Entity</b>	<b>\$4,194</b>		<b>\$1,465</b>
<b>I.S.D. # 294 - Houston</b>			
Minnesota Rural Education Association	2,400	38.2%	917
Minnesota School Board Association	5,198	33.0%	1,715
<b>Total for Entity</b>	<b>\$7,598</b>		<b>\$2,632</b>
<b>I.S.D. # 297 - Spring Grove</b>			
Minnesota Rural Education Association	1,356	38.2%	518
Minnesota School Board Association	2,217	33.0%	732
<b>Total for Entity</b>	<b>\$3,573</b>		<b>\$1,250</b>
<b>I.S.D. # 299 - Caledonia</b>			
Minnesota Rural Education Association	1,645	38.2%	628
Minnesota School Board Association	3,108	33.0%	1,026
<b>Total for Entity</b>	<b>\$4,753</b>		<b>\$1,654</b>
<b>I.S.D. # 300 - La Crescent-Hokah</b>			
Minnesota School Board Association	4,089	33.0%	1,349
Schools for Equity in Education	2,184	89.5%	1,955
<b>Total for Entity</b>	<b>\$6,273</b>		<b>\$3,304</b>
<b>I.S.D. # 306 - Laporte</b>			
Minnesota Rural Education Association	1,298	38.2%	496
Minnesota School Board Association	2,075	33.0%	685
<b>Total for Entity</b>	<b>\$3,373</b>		<b>\$1,181</b>

**Table 5**  
**2013 Lobbying Expenditures Paid With Association Dues**  
**Listed by Entity**

<b>Name of Entity (County) Association Name</b>	<b>Total Local Government Dues</b>	<b>Proportion of Dues Used for Lobbying</b>	<b>Total Dues Used for Lobbying</b>
<b>I.S.D. # 308 - Nevis</b>			
Minnesota Rural Education Association	1,600	38.2%	611
Minnesota School Board Association	2,660	33.0%	878
<b>Total for Entity</b>	<b>\$4,260</b>		<b>\$1,489</b>
<b>I.S.D. # 309 - Park Rapids</b>			
Minnesota Rural Education Association	2,400	38.2%	917
Minnesota School Board Association	4,663	33.0%	1,539
<b>Total for Entity</b>	<b>\$7,063</b>		<b>\$2,456</b>
<b>I.S.D. # 31 - Bemidji</b>			
Minnesota Rural Education Association	2,400	38.2%	917
Minnesota School Board Association	8,457	33.0%	2,791
<b>Total for Entity</b>	<b>\$10,857</b>		<b>\$3,708</b>
<b>I.S.D. # 314 - Braham</b>			
Minnesota School Board Association	3,437	33.0%	1,134
Schools for Equity in Education	2,085	89.5%	1,866
<b>Total for Entity</b>	<b>\$5,522</b>		<b>\$3,000</b>
<b>I.S.D. # 316 - Greenway</b>			
Minnesota Rural Education Association	2,236	38.2%	854
Minnesota School Board Association	3,751	33.0%	1,238
<b>Total for Entity</b>	<b>\$5,987</b>		<b>\$2,092</b>
<b>I.S.D. # 317 - Deer River</b>			
Minnesota Rural Education Association	1,948	38.2%	744
Minnesota School Board Association	3,328	33.0%	1,098
<b>Total for Entity</b>	<b>\$5,276</b>		<b>\$1,842</b>
<b>I.S.D. # 318 - Grand Rapids</b>			
Minnesota Rural Education Association	2,400	38.2%	917
Minnesota School Board Association	7,435	33.0%	2,454
Range Association of Municipalities and Schools	1,750	45.0%	788
<b>Total for Entity</b>	<b>\$11,585</b>		<b>\$4,159</b>

**Table 5**  
**2013 Lobbying Expenditures Paid With Association Dues**  
**Listed by Entity**

<b>Name of Entity (County)</b> <b>Association Name</b>	<b>Total Local Government Dues</b>	<b>Proportion of Dues Used for Lobbying</b>	<b>Total Dues Used for Lobbying</b>
<b>I.S.D. # 319 - Nashwauk-Keewatin</b>			
Minnesota Rural Education Association	1,620	38.2%	619
Minnesota School Board Association	2,788	33.0%	920
Range Association of Municipalities and Schools	1,250	45.0%	562
<b>Total for Entity</b>	<b>\$5,658</b>		<b>\$2,101</b>
<b>I.S.D. # 32 - Blackduck</b>			
Minnesota School Board Association	2,878	33.0%	950
<b>Total for Entity</b>	<b>\$2,878</b>		<b>\$950</b>
<b>I.S.D. # 330 - Heron Lake-Okabena</b>			
Minnesota Rural Education Association	1,343	38.2%	513
Minnesota School Board Association	2,273	33.0%	750
<b>Total for Entity</b>	<b>\$3,616</b>		<b>\$1,263</b>
<b>I.S.D. # 332 - Mora</b>			
Minnesota School Board Association	5,060	33.0%	1,670
Schools for Equity in Education	2,347	89.5%	2,101
<b>Total for Entity</b>	<b>\$7,407</b>		<b>\$3,771</b>
<b>I.S.D. # 333 - Ogilvie</b>			
Minnesota School Board Association	2,731	33.0%	901
<b>Total for Entity</b>	<b>\$2,731</b>		<b>\$901</b>
<b>I.S.D. # 345 - New London-Spicer</b>			
Minnesota School Board Association	4,577	33.0%	1,510
Schools for Equity in Education	2,227	89.5%	1,993
<b>Total for Entity</b>	<b>\$6,804</b>		<b>\$3,503</b>
<b>I.S.D. # 347 - Willmar</b>			
Minnesota Rural Education Association	2,160	38.2%	825
Minnesota School Board Association	7,621	33.0%	2,515
<b>Total for Entity</b>	<b>\$9,781</b>		<b>\$3,340</b>
<b>I.S.D. # 356 - Lancaster</b>			
Minnesota Rural Education Association	1,187	38.2%	453
Minnesota School Board Association	1,900	33.0%	627
<b>Total for Entity</b>	<b>\$3,087</b>		<b>\$1,080</b>

**Table 5**  
**2013 Lobbying Expenditures Paid With Association Dues**  
**Listed by Entity**

<b>Name of Entity (County)</b> <b>Association Name</b>	<b>Total Local Government Dues</b>	<b>Proportion of Dues Used for Lobbying</b>	<b>Total Dues Used for Lobbying</b>
<b>I.S.D. # 36 - Kelliher</b>			
Minnesota Rural Education Association	1,263	38.2%	482
Minnesota School Board Association	2,042	33.0%	674
<b>Total for Entity</b>	<b>\$3,305</b>		<b>\$1,156</b>
<b>I.S.D. # 361 - International Falls</b>			
Minnesota Rural Education Association	2,391	38.2%	913
Minnesota School Board Association	4,060	33.0%	1,340
<b>Total for Entity</b>	<b>\$6,451</b>		<b>\$2,253</b>
<b>I.S.D. # 362 - Littlefork-Big Falls</b>			
Minnesota School Board Association	2,222	33.0%	733
<b>Total for Entity</b>	<b>\$2,222</b>		<b>\$733</b>
<b>I.S.D. # 363 - South Koochiching</b>			
Minnesota Rural Education Association	1,407	38.2%	537
Minnesota School Board Association	2,346	33.0%	774
<b>Total for Entity</b>	<b>\$3,753</b>		<b>\$1,311</b>
<b>I.S.D. # 378 - Dawson-Boyd</b>			
Minnesota School Board Association	2,645	33.0%	873
<b>Total for Entity</b>	<b>\$2,645</b>		<b>\$873</b>
<b>I.S.D. # 38 - Red Lake</b>			
Minnesota Rural Education Association	2,400	38.2%	917
Minnesota School Board Association	4,153	33.0%	1,370
<b>Total for Entity</b>	<b>\$6,553</b>		<b>\$2,287</b>
<b>I.S.D. # 381 - Lake Superior</b>			
Consortium for Legislation for Lake Superior Schools	2,022	100.0%	2,022
Minnesota School Board Association	4,200	33.0%	1,386
Range Association of Municipalities and Schools	1,750	45.0%	788
<b>Total for Entity</b>	<b>\$7,972</b>		<b>\$4,196</b>
<b>I.S.D. # 390 - Lake Of The Woods</b>			
Minnesota Rural Education Association	1,578	38.2%	603
Minnesota School Board Association	2,657	33.0%	877
<b>Total for Entity</b>	<b>\$4,235</b>		<b>\$1,480</b>

**Table 5**  
**2013 Lobbying Expenditures Paid With Association Dues**  
**Listed by Entity**

<b>Name of Entity (County)</b> <b>Association Name</b>	<b>Total Local Government Dues</b>	<b>Proportion of Dues Used for Lobbying</b>	<b>Total Dues Used for Lobbying</b>
<b>I.S.D. # 391 - Cleveland Public School</b>			
Minnesota School Board Association	2,466	33.0%	814
<b>Total for Entity</b>	<b>\$2,466</b>		<b>\$814</b>
<b>I.S.D. # 394 - Montgomery-Lonsdale</b>			
Minnesota School Board Association	5,023	33.0%	1,658
<b>Total for Entity</b>	<b>\$5,023</b>		<b>\$1,658</b>
<b>I.S.D. # 4 - McGregor</b>			
Consortium for Legislation for Lake Superior Schools	1,030	100.0%	1,030
Minnesota School Board Association	2,384	33.0%	787
<b>Total for Entity</b>	<b>\$3,414</b>		<b>\$1,817</b>
<b>I.S.D. # 402 - Hendricks</b>			
Minnesota Rural Education Association	645	38.2%	246
Minnesota School Board Association	1,805	33.0%	596
<b>Total for Entity</b>	<b>\$2,450</b>		<b>\$842</b>
<b>I.S.D. # 403 - Ivanhoe</b>			
Minnesota Rural Education Association	1,192	38.2%	455
Minnesota School Board Association	1,916	33.0%	632
<b>Total for Entity</b>	<b>\$3,108</b>		<b>\$1,087</b>
<b>I.S.D. # 404 - Lake Benton</b>			
Minnesota Rural Education Association	1,177	38.2%	450
Minnesota School Board Association	1,897	33.0%	626
<b>Total for Entity</b>	<b>\$3,074</b>		<b>\$1,076</b>
<b>I.S.D. # 413 - Marshall</b>			
Minnesota Rural Education Association	2,400	38.2%	917
Minnesota School Board Association	5,539	33.0%	1,828
<b>Total for Entity</b>	<b>\$7,939</b>		<b>\$2,745</b>
<b>I.S.D. # 414 - Minneota</b>			
Minnesota Rural Education Association	1,522	38.2%	581
Minnesota School Board Association	2,563	33.0%	846
<b>Total for Entity</b>	<b>\$4,085</b>		<b>\$1,427</b>

**Table 5**  
**2013 Lobbying Expenditures Paid With Association Dues**  
**Listed by Entity**

<b>Name of Entity (County)</b> <b>Association Name</b>	<b>Total Local Government Dues</b>	<b>Proportion of Dues Used for Lobbying</b>	<b>Total Dues Used for Lobbying</b>
<b>I.S.D. # 417 - Tracy</b>			
Minnesota Rural Education Association	1,870	38.2%	714
Minnesota School Board Association	3,156	33.0%	1,041
<b>Total for Entity</b>	<b>\$5,026</b>		<b>\$1,755</b>
<b>I.S.D. # 423 - Hutchinson</b>			
Minnesota School Board Association	6,529	33.0%	2,155
Schools for Equity in Education	3,602	89.5%	3,224
<b>Total for Entity</b>	<b>\$10,131</b>		<b>\$5,379</b>
<b>I.S.D. # 424 - Lester Prairie</b>			
Minnesota School Board Association	2,405	33.0%	794
<b>Total for Entity</b>	<b>\$2,405</b>		<b>\$794</b>
<b>I.S.D. # 432 - Mahnomens</b>			
Minnesota Rural Education Association	1,692	38.2%	646
Minnesota School Board Association	2,881	33.0%	951
<b>Total for Entity</b>	<b>\$4,573</b>		<b>\$1,597</b>
<b>I.S.D. # 435 - Waubun</b>			
Minnesota Rural Education Association	1,705	38.2%	651
Minnesota School Board Association	2,864	33.0%	945
<b>Total for Entity</b>	<b>\$4,569</b>		<b>\$1,596</b>
<b>I.S.D. # 441 - Marshall County Central School</b>			
Minnesota Rural Education Association	1,445	38.2%	552
Minnesota School Board Association	2,437	33.0%	804
<b>Total for Entity</b>	<b>\$3,882</b>		<b>\$1,356</b>
<b>I.S.D. # 447 - Grygla</b>			
Minnesota Rural Education Association	1,189	38.2%	454
Minnesota School Board Association	1,914	33.0%	632
<b>Total for Entity</b>	<b>\$3,103</b>		<b>\$1,086</b>
<b>I.S.D. # 458 - Truman</b>			
Minnesota School Board Association	2,195	33.0%	724
<b>Total for Entity</b>	<b>\$2,195</b>		<b>\$724</b>

**Table 5**  
**2013 Lobbying Expenditures Paid With Association Dues**  
**Listed by Entity**

<b>Name of Entity (County) Association Name</b>	<b>Total Local Government Dues</b>	<b>Proportion of Dues Used for Lobbying</b>	<b>Total Dues Used for Lobbying</b>
<b>I.S.D. # 463 - Eden Valley-Watkins</b>			
Minnesota School Board Association	3,416	33.0%	1,127
<b>Total for Entity</b>	<b>\$3,416</b>		<b>\$1,127</b>
<b>I.S.D. # 465 - Litchfield</b>			
Minnesota School Board Association	4,946	33.0%	1,632
Schools for Equity in Education	2,299	89.5%	2,058
<b>Total for Entity</b>	<b>\$7,245</b>		<b>\$3,690</b>
<b>I.S.D. # 466 - Dassel-Cokato</b>			
Minnesota School Board Association	5,717	33.0%	1,887
Schools for Equity in Education	2,879	89.5%	2,577
<b>Total for Entity</b>	<b>\$8,596</b>		<b>\$4,464</b>
<b>I.S.D. # 47 - Sauk Rapids</b>			
Minnesota School Board Association	7,416	33.0%	2,447
Schools for Equity in Education	4,746	89.5%	4,248
<b>Total for Entity</b>	<b>\$12,162</b>		<b>\$6,695</b>
<b>I.S.D. # 473 - Isle</b>			
Minnesota School Board Association	2,648	33.0%	874
<b>Total for Entity</b>	<b>\$2,648</b>		<b>\$874</b>
<b>I.S.D. # 477 - Princeton</b>			
Minnesota School Board Association	7,058	33.0%	2,329
Schools for Equity in Education	3,966	89.5%	3,550
<b>Total for Entity</b>	<b>\$11,024</b>		<b>\$5,879</b>
<b>I.S.D. # 480 - Onamia</b>			
Minnesota Rural Education Association	1,699	38.2%	649
Minnesota School Board Association	2,833	33.0%	935
<b>Total for Entity</b>	<b>\$4,532</b>		<b>\$1,584</b>
<b>I.S.D. # 482 - Little Falls</b>			
Minnesota Rural Education Association	2,400	38.2%	917
Minnesota School Board Association	5,900	33.0%	1,947
<b>Total for Entity</b>	<b>\$8,300</b>		<b>\$2,864</b>

**Table 5**  
**2013 Lobbying Expenditures Paid With Association Dues**  
**Listed by Entity**

<b>Name of Entity (County)</b> <b>Association Name</b>	<b>Total Local Government Dues</b>	<b>Proportion of Dues Used for Lobbying</b>	<b>Total Dues Used for Lobbying</b>
<b>I.S.D. # 484 - Pierz</b>			
Minnesota Rural Education Association	2,207	38.2%	843
Minnesota School Board Association	3,769	33.0%	1,244
<b>Total for Entity</b>	<b>\$5,976</b>		<b>\$2,087</b>
<b>I.S.D. # 485 - Royaltown</b>			
Minnesota School Board Association	3,292	33.0%	1,086
Schools for Equity in Education	2,091	89.5%	1,871
<b>Total for Entity</b>	<b>\$5,383</b>		<b>\$2,957</b>
<b>I.S.D. # 486 - Swanville</b>			
Minnesota School Board Association	2,326	33.0%	768
<b>Total for Entity</b>	<b>\$2,326</b>		<b>\$768</b>
<b>I.S.D. # 487 - Upsala</b>			
Minnesota School Board Association	2,482	33.0%	819
<b>Total for Entity</b>	<b>\$2,482</b>		<b>\$819</b>
<b>I.S.D. # 492 - Austin</b>			
Minnesota School Board Association	8,032	33.0%	2,651
Schools for Equity in Education	5,365	89.5%	4,802
<b>Total for Entity</b>	<b>\$13,397</b>		<b>\$7,453</b>
<b>I.S.D. # 495 - Grand Meadow</b>			
Minnesota Rural Education Association	926	38.2%	354
Minnesota School Board Association	2,371	33.0%	782
<b>Total for Entity</b>	<b>\$3,297</b>		<b>\$1,136</b>
<b>I.S.D. # 497 - Lyle</b>			
Minnesota School Board Association	2,038	33.0%	673
<b>Total for Entity</b>	<b>\$2,038</b>		<b>\$673</b>
<b>I.S.D. # 499 - Leroy</b>			
Minnesota Rural Education Association	845	38.2%	323
Minnesota School Board Association	2,199	33.0%	726
<b>Total for Entity</b>	<b>\$3,044</b>		<b>\$1,049</b>



**Table 5**  
**2013 Lobbying Expenditures Paid With Association Dues**  
**Listed by Entity**

<b>Name of Entity (County)</b> <b>Association Name</b>	<b>Total Local Government Dues</b>	<b>Proportion of Dues Used for Lobbying</b>	<b>Total Dues Used for Lobbying</b>
<b>I.S.D. # 500 - Southland</b>			
Minnesota Rural Education Association	617	38.2%	236
Minnesota School Board Association	2,671	33.0%	881
<b>Total for Entity</b>	<b>\$3,288</b>		<b>\$1,117</b>
<b>I.S.D. # 505 - Fulda</b>			
Minnesota Rural Education Association	1,400	38.2%	535
Minnesota School Board Association	2,343	33.0%	773
<b>Total for Entity</b>	<b>\$3,743</b>		<b>\$1,308</b>
<b>I.S.D. # 507 - Nicollet</b>			
Minnesota Rural Education Association	1,376	38.2%	526
Minnesota School Board Association	2,287	33.0%	755
<b>Total for Entity</b>	<b>\$3,663</b>		<b>\$1,281</b>
<b>I.S.D. # 508 - Saint Peter</b>			
Minnesota School Board Association	5,150	33.0%	1,700
<b>Total for Entity</b>	<b>\$5,150</b>		<b>\$1,700</b>
<b>I.S.D. # 51 - Foley</b>			
Minnesota Rural Education Association	2,400	38.2%	917
Minnesota School Board Association	4,986	33.0%	1,645
<b>Total for Entity</b>	<b>\$7,386</b>		<b>\$2,562</b>
<b>I.S.D. # 511 - Adrian</b>			
Minnesota Rural Education Association	1,025	38.2%	392
Minnesota School Board Association	2,767	33.0%	913
<b>Total for Entity</b>	<b>\$3,792</b>		<b>\$1,305</b>
<b>I.S.D. # 513 - Brewster</b>			
Minnesota Rural Education Association	694	38.2%	265
Minnesota School Board Association	1,966	33.0%	649
<b>Total for Entity</b>	<b>\$2,660</b>		<b>\$914</b>
<b>I.S.D. # 514 - Ellsworth</b>			
Minnesota School Board Association	1,903	33.0%	628
<b>Total for Entity</b>	<b>\$1,903</b>		<b>\$628</b>

**Table 5**  
**2013 Lobbying Expenditures Paid With Association Dues**  
**Listed by Entity**

<b>Name of Entity (County)</b> <b>Association Name</b>	<b>Total Local Government Dues</b>	<b>Proportion of Dues Used for Lobbying</b>	<b>Total Dues Used for Lobbying</b>
<b>I.S.D. # 516 - Round Lake</b>			
Minnesota Rural Education Association	613	38.2%	234
Minnesota School Board Association	1,779	33.0%	587
<b>Total for Entity</b>	<b>\$2,392</b>		<b>\$821</b>
<b>I.S.D. # 518 - Worthington</b>			
Minnesota Rural Education Association	2,400	38.2%	917
Minnesota School Board Association	5,965	33.0%	1,968
<b>Total for Entity</b>	<b>\$8,365</b>		<b>\$2,885</b>
<b>I.S.D. # 531 - Byron</b>			
Minnesota School Board Association	5,052	33.0%	1,667
Schools for Equity in Education	2,446	89.5%	2,189
<b>Total for Entity</b>	<b>\$7,498</b>		<b>\$3,856</b>
<b>I.S.D. # 533 - Dover-Eyota</b>			
Minnesota Rural Education Association	2,400	38.2%	917
Minnesota School Board Association	3,986	33.0%	1,315
<b>Total for Entity</b>	<b>\$6,386</b>		<b>\$2,232</b>
<b>I.S.D. # 534 - Stewartville</b>			
Minnesota School Board Association	5,172	33.0%	1,707
Schools for Equity in Education	2,530	89.5%	2,264
<b>Total for Entity</b>	<b>\$7,702</b>		<b>\$3,971</b>
<b>I.S.D. # 535 - Rochester</b>			
Minnesota School Board Association	13,785	33.0%	4,549
<b>Total for Entity</b>	<b>\$13,785</b>		<b>\$4,549</b>
<b>I.S.D. # 542 - Battle Lake</b>			
Minnesota School Board Association	2,596	33.0%	857
<b>Total for Entity</b>	<b>\$2,596</b>		<b>\$857</b>
<b>I.S.D. # 544 - Fergus Falls</b>			
Minnesota Rural Education Association	2,400	38.2%	917
Minnesota School Board Association	6,025	33.0%	1,988
<b>Total for Entity</b>	<b>\$8,425</b>		<b>\$2,905</b>

**Table 5**  
**2013 Lobbying Expenditures Paid With Association Dues**  
**Listed by Entity**

<b>Name of Entity (County)</b> <b>Association Name</b>	<b>Total Local Government Dues</b>	<b>Proportion of Dues Used for Lobbying</b>	<b>Total Dues Used for Lobbying</b>
<b>I.S.D. # 545 - Henning</b>			
Minnesota Rural Education Association	711	38.2%	272
Minnesota School Board Association	2,348	33.0%	775
<b>Total for Entity</b>	<b>\$3,059</b>		<b>\$1,047</b>
<b>I.S.D. # 547 - Parkers Prairie</b>			
Minnesota Rural Education Association	647	38.2%	247
Minnesota School Board Association	2,715	33.0%	896
<b>Total for Entity</b>	<b>\$3,362</b>		<b>\$1,143</b>
<b>I.S.D. # 548 - Pelican Rapids</b>			
Minnesota Rural Education Association	2,042	38.2%	780
Minnesota School Board Association	3,457	33.0%	1,141
<b>Total for Entity</b>	<b>\$5,499</b>		<b>\$1,921</b>
<b>I.S.D. # 549 - Perham</b>			
Minnesota Rural Education Association	2,400	38.2%	917
Minnesota School Board Association	4,261	33.0%	1,406
<b>Total for Entity</b>	<b>\$6,661</b>		<b>\$2,323</b>
<b>I.S.D. # 550 - Underwood</b>			
Minnesota School Board Association	2,794	33.0%	922
<b>Total for Entity</b>	<b>\$2,794</b>		<b>\$922</b>
<b>I.S.D. # 553 - New York Mills</b>			
Minnesota School Board Association	3,039	33.0%	1,003
<b>Total for Entity</b>	<b>\$3,039</b>		<b>\$1,003</b>
<b>I.S.D. # 561 - Goodridge</b>			
Minnesota Rural Education Association	1,218	38.2%	465
Minnesota School Board Association	1,960	33.0%	647
<b>Total for Entity</b>	<b>\$3,178</b>		<b>\$1,112</b>
<b>I.S.D. # 564 - Thief River Falls</b>			
Minnesota Rural Education Association	2,400	38.2%	917
Minnesota School Board Association	5,350	33.0%	1,766
<b>Total for Entity</b>	<b>\$7,750</b>		<b>\$2,683</b>

**Table 5**  
**2013 Lobbying Expenditures Paid With Association Dues**  
**Listed by Entity**

<b>Name of Entity (County) Association Name</b>	<b>Total Local Government Dues</b>	<b>Proportion of Dues Used for Lobbying</b>	<b>Total Dues Used for Lobbying</b>
<b>I.S.D. # 577 - Willow River</b>			
Consortium for Legislation for Lake Superior Schools	1,075	100.0%	1,075
Minnesota School Board Association	2,470	33.0%	815
<b>Total for Entity</b>	<b>\$3,545</b>		<b>\$1,890</b>
<b>I.S.D. # 578 - Pine City</b>			
Minnesota School Board Association	4,790	33.0%	1,581
Schools for Equity in Education	2,291	89.5%	2,050
<b>Total for Entity</b>	<b>\$7,081</b>		<b>\$3,631</b>
<b>I.S.D. # 581 - Edgerton</b>			
Minnesota Rural Education Association	872	38.2%	333
Minnesota School Board Association	2,251	33.0%	743
<b>Total for Entity</b>	<b>\$3,123</b>		<b>\$1,076</b>
<b>I.S.D. # 592 - Climax</b>			
Minnesota Rural Education Association	1,146	38.2%	438
Minnesota School Board Association	1,837	33.0%	606
<b>Total for Entity</b>	<b>\$2,983</b>		<b>\$1,044</b>
<b>I.S.D. # 593 - Crookston</b>			
Minnesota Rural Education Association	2,400	38.2%	917
Minnesota School Board Association	4,025	33.0%	1,328
<b>Total for Entity</b>	<b>\$6,425</b>		<b>\$2,245</b>
<b>I.S.D. # 595 - East Grand Forks</b>			
Minnesota Rural Education Association	2,400	38.2%	917
Minnesota School Board Association	4,971	33.0%	1,640
<b>Total for Entity</b>	<b>\$7,371</b>		<b>\$2,557</b>
<b>I.S.D. # 599 - Fertile-Beltrami</b>			
Minnesota Rural Education Association	1,530	38.2%	584
Minnesota School Board Association	2,546	33.0%	840
<b>Total for Entity</b>	<b>\$4,076</b>		<b>\$1,424</b>

**Table 5**  
**2013 Lobbying Expenditures Paid With Association Dues**  
**Listed by Entity**

<b>Name of Entity (County) Association Name</b>	<b>Total Local Government Dues</b>	<b>Proportion of Dues Used for Lobbying</b>	<b>Total Dues Used for Lobbying</b>
<b>I.S.D. # 6 - South Saint Paul</b>			
Association of Metropolitan School Districts, Inc.	7,955	70.2%	5,584
Minnesota School Board Association	6,919	33.0%	2,283
<b>Total for Entity</b>	<b>\$14,874</b>		<b>\$7,867</b>
<b>I.S.D. # 600 - Fisher</b>			
Minnesota Rural Education Association	1,291	38.2%	493
Minnesota School Board Association	2,080	33.0%	686
<b>Total for Entity</b>	<b>\$3,371</b>		<b>\$1,179</b>
<b>I.S.D. # 6004 - Freshwater Education District</b>			
Minnesota Rural Education Association	600	38.2%	229
<b>Total for Entity</b>	<b>\$600</b>		<b>\$229</b>
<b>I.S.D. # 601 - Fosston</b>			
Minnesota Rural Education Association	1,723	38.2%	658
Minnesota School Board Association	2,921	33.0%	964
<b>Total for Entity</b>	<b>\$4,644</b>		<b>\$1,622</b>
<b>I.S.D. # 6078 Northwest Suburban Integration School District</b>			
Association of Metropolitan School Districts, Inc.	3,300	70.2%	2,317
<b>Total for Entity</b>	<b>\$3,300</b>		<b>\$2,317</b>
<b>I.S.D. # 611 - Cyrus</b>			
Minnesota Rural Education Association	1,048	38.2%	400
Minnesota School Board Association	1,640	33.0%	541
<b>Total for Entity</b>	<b>\$2,688</b>		<b>\$941</b>
<b>I.S.D. # 621 - Mounds View</b>			
Association of Metropolitan School Districts, Inc.	11,709	70.2%	8,220
Minnesota School Board Association	12,254	33.0%	4,044
<b>Total for Entity</b>	<b>\$23,963</b>		<b>\$12,264</b>
<b>I.S.D. # 622 - North St Paul-Maplewood</b>			
Association of Metropolitan School Districts, Inc.	12,384	70.2%	8,694
Minnesota School Board Association	12,524	33.0%	4,133
<b>Total for Entity</b>	<b>\$24,908</b>		<b>\$12,827</b>

**Table 5**  
**2013 Lobbying Expenditures Paid With Association Dues**  
**Listed by Entity**

<b>Name of Entity (County)</b> <b>Association Name</b>	<b>Total Local Government Dues</b>	<b>Proportion of Dues Used for Lobbying</b>	<b>Total Dues Used for Lobbying</b>
<b>I.S.D. # 623 - Roseville</b>			
Association of Metropolitan School Districts, Inc.	9,996	70.2%	7,017
Minnesota School Board Association	10,411	33.0%	3,436
<b>Total for Entity</b>	<b>\$20,407</b>		<b>\$10,453</b>
<b>I.S.D. # 624 - White Bear Lake</b>			
Association of Metropolitan School Districts, Inc.	11,130	70.2%	7,813
Minnesota School Board Association	11,208	33.0%	3,699
<b>Total for Entity</b>	<b>\$22,338</b>		<b>\$11,512</b>
<b>I.S.D. # 625 - Saint Paul</b>			
Association of Metropolitan School Districts, Inc.	10,598	70.2%	7,440
Minnesota School Board Association	14,814	33.0%	4,889
<b>Total for Entity</b>	<b>\$25,412</b>		<b>\$12,329</b>
<b>I.S.D. # 627 - Oklee</b>			
Minnesota Rural Education Association	729	38.2%	278
Minnesota School Board Association	2,001	33.0%	660
<b>Total for Entity</b>	<b>\$2,730</b>		<b>\$938</b>
<b>I.S.D. # 628 - Plummer</b>			
Minnesota Rural Education Association	177	38.2%	68
Minnesota School Board Association	1,903	33.0%	628
<b>Total for Entity</b>	<b>\$2,080</b>		<b>\$696</b>
<b>I.S.D. # 630 - Red Lake Falls</b>			
Minnesota Rural Education Association	1,448	38.2%	553
Minnesota School Board Association	2,387	33.0%	788
<b>Total for Entity</b>	<b>\$3,835</b>		<b>\$1,341</b>
<b>I.S.D. # 635 - Milroy</b>			
Minnesota School Board Association	1,695	33.0%	559
<b>Total for Entity</b>	<b>\$1,695</b>		<b>\$559</b>
<b>I.S.D. # 640 - Wabasso</b>			
Minnesota Rural Education Association	1,478	38.2%	565
Minnesota School Board Association	2,484	33.0%	820
<b>Total for Entity</b>	<b>\$3,962</b>		<b>\$1,385</b>

**Table 5**  
**2013 Lobbying Expenditures Paid With Association Dues**  
**Listed by Entity**

<b>Name of Entity (County)</b> <b>Association Name</b>	<b>Total Local Government Dues</b>	<b>Proportion of Dues Used for Lobbying</b>	<b>Total Dues Used for Lobbying</b>
<b>I.S.D. # 656 - Faribault</b>			
Minnesota School Board Association	7,507	33.0%	2,477
Schools for Equity in Education	4,672	89.5%	4,181
<b>Total for Entity</b>	<b>\$12,179</b>		<b>\$6,658</b>
<b>I.S.D. # 659 - Northfield</b>			
Minnesota School Board Association	7,430	33.0%	2,452
Schools for Equity in Education	4,638	89.5%	4,151
<b>Total for Entity</b>	<b>\$12,068</b>		<b>\$6,603</b>
<b>I.S.D. # 671 - Hills-Beaver Creek</b>			
Minnesota Rural Education Association	1,427	38.2%	545
Minnesota School Board Association	2,313	33.0%	763
<b>Total for Entity</b>	<b>\$3,740</b>		<b>\$1,308</b>
<b>I.S.D. # 676 - Badger</b>			
Minnesota Rural Education Association	1,262	38.2%	482
Minnesota School Board Association	2,014	33.0%	665
<b>Total for Entity</b>	<b>\$3,276</b>		<b>\$1,147</b>
<b>I.S.D. # 682 - Roseau</b>			
Minnesota Rural Education Association	2,400	38.2%	917
Minnesota School Board Association	4,067	33.0%	1,342
Schools for Equity in Education	1,755	89.5%	1,571
<b>Total for Entity</b>	<b>\$8,222</b>		<b>\$3,830</b>
<b>I.S.D. # 690 - Warroad</b>			
Minnesota Rural Education Association	2,226	38.2%	850
Minnesota School Board Association	3,744	33.0%	1,236
<b>Total for Entity</b>	<b>\$5,970</b>		<b>\$2,086</b>
<b>I.S.D. # 695 - Chisholm</b>			
Minnesota School Board Association	3,103	33.0%	1,024
Range Association of Municipalities and Schools	1,250	45.0%	562
<b>Total for Entity</b>	<b>\$4,353</b>		<b>\$1,586</b>

**Table 5**  
**2013 Lobbying Expenditures Paid With Association Dues**  
**Listed by Entity**

<b>Name of Entity (County) Association Name</b>	<b>Total Local Government Dues</b>	<b>Proportion of Dues Used for Lobbying</b>	<b>Total Dues Used for Lobbying</b>
<b>I.S.D. # 696 - Ely</b>			
Minnesota School Board Association	2,725	33.0%	899
Range Association of Municipalities and Schools	1,250	45.0%	562
<b>Total for Entity</b>	<b>\$3,975</b>		<b>\$1,461</b>
<b>I.S.D. # 698 - Floodwood</b>			
Minnesota School Board Association	2,227	33.0%	735
<b>Total for Entity</b>	<b>\$2,227</b>		<b>\$735</b>
<b>I.S.D. # 700 - Hermantown</b>			
Consortium for Legislation for Lake Superior Schools	2,745	100.0%	2,745
Minnesota School Board Association	5,519	33.0%	1,821
<b>Total for Entity</b>	<b>\$8,264</b>		<b>\$4,566</b>
<b>I.S.D. # 701 - Hibbing</b>			
Minnesota Rural Education Association	960	38.2%	367
Minnesota School Board Association	5,881	33.0%	1,941
Range Association of Municipalities and Schools	1,750	45.0%	788
<b>Total for Entity</b>	<b>\$8,591</b>		<b>\$3,096</b>
<b>I.S.D. # 704 - Proctor</b>			
Consortium for Legislation for Lake Superior Schools	2,373	100.0%	2,373
Minnesota School Board Association	5,007	33.0%	1,652
<b>Total for Entity</b>	<b>\$7,380</b>		<b>\$4,025</b>
<b>I.S.D. # 706 - Virginia</b>			
Minnesota Rural Education Association	2,400	38.2%	917
Minnesota School Board Association	4,783	33.0%	1,578
Range Association of Municipalities and Schools	1,750	45.0%	788
<b>Total for Entity</b>	<b>\$8,933</b>		<b>\$3,283</b>
<b>I.S.D. # 707 - Nett Lake</b>			
Minnesota Rural Education Association	460	38.2%	176
Minnesota School Board Association	1,830	33.0%	604
<b>Total for Entity</b>	<b>\$2,290</b>		<b>\$780</b>



**Table 5**  
**2013 Lobbying Expenditures Paid With Association Dues**  
**Listed by Entity**

<b>Name of Entity (County) Association Name</b>	<b>Total Local Government Dues</b>	<b>Proportion of Dues Used for Lobbying</b>	<b>Total Dues Used for Lobbying</b>
<b>I.S.D. # 709 - Duluth</b>			
Minnesota School Board Association	11,570	33.0%	3,818
<b>Total for Entity</b>	<b>\$11,570</b>		<b>\$3,818</b>
<b>I.S.D. # 712 - Mountain Iron-Buhl</b>			
Minnesota School Board Association	2,645	33.0%	873
Range Association of Municipalities and Schools	1,250	45.0%	562
<b>Total for Entity</b>	<b>\$3,895</b>		<b>\$1,435</b>
<b>I.S.D. # 716 - Belle Plaine</b>			
Minnesota School Board Association	4,752	33.0%	1,568
Schools for Equity in Education	2,276	89.5%	2,037
<b>Total for Entity</b>	<b>\$7,028</b>		<b>\$3,605</b>
<b>I.S.D. # 717 - Jordan</b>			
Minnesota School Board Association	4,942	33.0%	1,631
<b>Total for Entity</b>	<b>\$4,942</b>		<b>\$1,631</b>
<b>I.S.D. # 719 - Prior Lake-Savage Area Schools</b>			
Association of Metropolitan School Districts, Inc.	1,000	70.2%	702
Minnesota School Board Association	10,480	33.0%	3,458
Schools for Equity in Education	8,429	89.5%	7,544
<b>Total for Entity</b>	<b>\$19,909</b>		<b>\$11,704</b>
<b>I.S.D. # 720 - Shakopee</b>			
Association of Metropolitan School Districts, Inc.	10,669	70.2%	7,490
Minnesota School Board Association	10,555	33.0%	3,483
<b>Total for Entity</b>	<b>\$21,224</b>		<b>\$10,973</b>
<b>I.S.D. # 721 - New Prague Area Schools</b>			
Minnesota School Board Association	7,386	33.0%	2,437
Schools for Equity in Education	4,689	89.5%	4,197
<b>Total for Entity</b>	<b>\$12,075</b>		<b>\$6,634</b>
<b>I.S.D. # 726 - Becker</b>			
Minnesota School Board Association	6,291	33.0%	2,076
<b>Total for Entity</b>	<b>\$6,291</b>		<b>\$2,076</b>

**Table 5**  
**2013 Lobbying Expenditures Paid With Association Dues**  
**Listed by Entity**

<b>Name of Entity (County)</b> <b>Association Name</b>	<b>Total Local Government Dues</b>	<b>Proportion of Dues Used for Lobbying</b>	<b>Total Dues Used for Lobbying</b>
<b>I.S.D. # 727 - Big Lake</b>			
Minnesota School Board Association	7,162	33.0%	2,363
Schools for Equity in Education	4,051	89.5%	3,626
<b>Total for Entity</b>	<b>\$11,213</b>		<b>\$5,989</b>
<b>I.S.D. # 728 - Elk River</b>			
Association of Metropolitan School Districts, Inc.	13,428	70.2%	9,426
Minnesota School Board Association	12,944	33.0%	4,272
Schools for Equity in Education	11,505	89.5%	10,297
<b>Total for Entity</b>	<b>\$37,877</b>		<b>\$23,995</b>
<b>I.S.D. # 738 - Holdingford</b>			
Minnesota Rural Education Association	2,150	38.2%	821
Minnesota School Board Association	3,611	33.0%	1,192
<b>Total for Entity</b>	<b>\$5,761</b>		<b>\$2,013</b>
<b>I.S.D. # 739 - Kimball</b>			
Minnesota School Board Association	3,037	33.0%	1,002
Schools for Equity in Education	2,042	89.5%	1,828
<b>Total for Entity</b>	<b>\$5,079</b>		<b>\$2,830</b>
<b>I.S.D. # 740 - Melrose</b>			
Minnesota School Board Association	4,198	33.0%	1,385
Schools for Equity in Education	2,203	89.5%	1,972
<b>Total for Entity</b>	<b>\$6,401</b>		<b>\$3,357</b>
<b>I.S.D. # 741 - Paynesville</b>			
Minnesota School Board Association	3,647	33.0%	1,204
Schools for Equity in Education	2,124	89.5%	1,901
<b>Total for Entity</b>	<b>\$5,771</b>		<b>\$3,105</b>
<b>I.S.D. # 742 - Saint Cloud</b>			
Association of Metropolitan School Districts, Inc.	12,209	70.2%	8,571
Minnesota School Board Association	11,990	33.0%	3,957
<b>Total for Entity</b>	<b>\$24,199</b>		<b>\$12,528</b>

**Table 5**  
**2013 Lobbying Expenditures Paid With Association Dues**  
**Listed by Entity**

<b>Name of Entity (County) Association Name</b>	<b>Total Local Government Dues</b>	<b>Proportion of Dues Used for Lobbying</b>	<b>Total Dues Used for Lobbying</b>
<b>I.S.D. # 743 - Sauk Centre</b>			
Minnesota School Board Association	3,570	33.0%	1,178
<b>Total for Entity</b>	<b>\$3,570</b>		<b>\$1,178</b>
<b>I.S.D. # 745 - Albany</b>			
Minnesota School Board Association	4,848	33.0%	1,600
Schools for Equity in Education	2,295	89.5%	2,054
<b>Total for Entity</b>	<b>\$7,143</b>		<b>\$3,654</b>
<b>I.S.D. # 748 - Sartell-Saint Stephen</b>			
Minnesota School Board Association	7,192	33.0%	2,373
Schools for Equity in Education	4,441	89.5%	3,975
<b>Total for Entity</b>	<b>\$11,633</b>		<b>\$6,348</b>
<b>I.S.D. # 75 - Saint Clair</b>			
Minnesota Rural Education Association	1,680	38.2%	642
Minnesota School Board Association	2,829	33.0%	934
<b>Total for Entity</b>	<b>\$4,509</b>		<b>\$1,576</b>
<b>I.S.D. # 750 - Rocori</b>			
Minnesota School Board Association	5,424	33.0%	1,790
Schools for Equity in Education	2,635	89.5%	2,358
<b>Total for Entity</b>	<b>\$8,059</b>		<b>\$4,148</b>
<b>I.S.D. # 756 - Blooming Prairie</b>			
Minnesota Rural Education Association	719	38.2%	275
Minnesota School Board Association	3,041	33.0%	1,004
<b>Total for Entity</b>	<b>\$3,760</b>		<b>\$1,279</b>
<b>I.S.D. # 761 - Owatonna</b>			
Minnesota School Board Association	8,368	33.0%	2,761
Schools for Equity in Education	5,681	89.5%	5,084
<b>Total for Entity</b>	<b>\$14,049</b>		<b>\$7,845</b>
<b>I.S.D. # 763 - Medford</b>			
Minnesota School Board Association	3,319	33.0%	1,095
Schools for Equity in Education	2,094	89.5%	1,874
<b>Total for Entity</b>	<b>\$5,413</b>		<b>\$2,969</b>

**Table 5**  
**2013 Lobbying Expenditures Paid With Association Dues**  
**Listed by Entity**

<b>Name of Entity (County)</b> <b>Association Name</b>	<b>Total Local Government Dues</b>	<b>Proportion of Dues Used for Lobbying</b>	<b>Total Dues Used for Lobbying</b>
<b>I.S.D. # 768 - Hancock</b>			
Minnesota Rural Education Association	1,311	38.2%	501
Minnesota School Board Association	2,118	33.0%	699
<b>Total for Entity</b>	<b>\$3,429</b>		<b>\$1,200</b>
<b>I.S.D. # 769 - Morris</b>			
Minnesota Rural Education Association	2,060	38.2%	787
Minnesota School Board Association	3,513	33.0%	1,159
<b>Total for Entity</b>	<b>\$5,573</b>		<b>\$1,946</b>
<b>I.S.D. # 77 - Mankato</b>			
Minnesota School Board Association	10,708	33.0%	3,534
<b>Total for Entity</b>	<b>\$10,708</b>		<b>\$3,534</b>
<b>I.S.D. # 771 - Chokio-Alberta</b>			
Minnesota School Board Association	1,864	33.0%	615
<b>Total for Entity</b>	<b>\$1,864</b>		<b>\$615</b>
<b>I.S.D. # 775 - Kerkhoven-Murdock-Sunburg</b>			
Minnesota Rural Education Association	1,602	38.2%	612
Minnesota School Board Association	2,723	33.0%	899
<b>Total for Entity</b>	<b>\$4,325</b>		<b>\$1,511</b>
<b>I.S.D. # 777 - Benson</b>			
Minnesota Rural Education Association	1,860	38.2%	711
Minnesota School Board Association	3,511	33.0%	1,159
<b>Total for Entity</b>	<b>\$5,371</b>		<b>\$1,870</b>
<b>I.S.D. # 786 - Bertha-Hewitt</b>			
Minnesota Rural Education Association	1,481	38.2%	566
Minnesota School Board Association	2,472	33.0%	816
<b>Total for Entity</b>	<b>\$3,953</b>		<b>\$1,382</b>
<b>I.S.D. # 787 - Browerville</b>			
Minnesota Rural Education Association	1,512	38.2%	578
Minnesota School Board Association	2,579	33.0%	851
<b>Total for Entity</b>	<b>\$4,091</b>		<b>\$1,429</b>

**Table 5**  
**2013 Lobbying Expenditures Paid With Association Dues**  
**Listed by Entity**

<b>Name of Entity (County)</b> <b>Association Name</b>	<b>Total Local Government Dues</b>	<b>Proportion of Dues Used for Lobbying</b>	<b>Total Dues Used for Lobbying</b>
<b>I.S.D. # 801 - Browns Valley</b>			
Minnesota Rural Education Association	1,103	38.2%	421
Minnesota School Board Association	1,745	33.0%	576
<b>Total for Entity</b>	<b>\$2,848</b>		<b>\$997</b>
<b>I.S.D. # 803 - Wheaton Area School</b>			
Minnesota Rural Education Association	1,443	38.2%	551
Minnesota School Board Association	2,463	33.0%	813
<b>Total for Entity</b>	<b>\$3,906</b>		<b>\$1,364</b>
<b>I.S.D. # 81 - Comfrey</b>			
Minnesota School Board Association	1,889	33.0%	623
<b>Total for Entity</b>	<b>\$1,889</b>		<b>\$623</b>
<b>I.S.D. # 811 - Wabasha-Kellogg</b>			
Minnesota School Board Association	2,852	33.0%	941
<b>Total for Entity</b>	<b>\$2,852</b>		<b>\$941</b>
<b>I.S.D. # 813 - Lake City</b>			
Minnesota Rural Education Association	2,400	38.2%	917
Minnesota School Board Association	4,070	33.0%	1,343
Schools for Equity in Education	2,180	89.5%	1,951
<b>Total for Entity</b>	<b>\$8,650</b>		<b>\$4,211</b>
<b>I.S.D. # 818 - Verndale</b>			
Minnesota School Board Association	2,615	33.0%	863
<b>Total for Entity</b>	<b>\$2,615</b>		<b>\$863</b>
<b>I.S.D. # 820 - Sebeka</b>			
Minnesota Rural Education Association	1,603	38.2%	612
Minnesota School Board Association	2,674	33.0%	882
<b>Total for Entity</b>	<b>\$4,277</b>		<b>\$1,494</b>
<b>I.S.D. # 821 - Menahga</b>			
Minnesota Rural Education Association	1,933	38.2%	738
Minnesota School Board Association	3,291	33.0%	1,086
<b>Total for Entity</b>	<b>\$5,224</b>		<b>\$1,824</b>

**Table 5**  
**2013 Lobbying Expenditures Paid With Association Dues**  
**Listed by Entity**

<b>Name of Entity (County)</b> <b>Association Name</b>	<b>Total Local Government Dues</b>	<b>Proportion of Dues Used for Lobbying</b>	<b>Total Dues Used for Lobbying</b>
<b>I.S.D. # 829 - Waseca</b>			
Minnesota School Board Association	5,140	33.0%	1,696
<b>Total for Entity</b>	<b>\$5,140</b>		<b>\$1,696</b>
<b>I.S.D. # 831 - Forest Lake</b>			
Minnesota School Board Association	10,304	33.0%	3,400
Schools for Equity in Education	7,759	89.5%	6,944
<b>Total for Entity</b>	<b>\$18,063</b>		<b>\$10,344</b>
<b>I.S.D. # 832 - Mahtomedi</b>			
Association of Metropolitan School Districts, Inc.	7,719	70.2%	5,419
Minnesota School Board Association	6,914	33.0%	2,282
<b>Total for Entity</b>	<b>\$14,633</b>		<b>\$7,701</b>
<b>I.S.D. # 833 - South Washington County</b>			
Association of Metropolitan School Districts, Inc.	13,428	70.2%	9,426
Minnesota School Board Association	14,089	33.0%	4,649
<b>Total for Entity</b>	<b>\$27,517</b>		<b>\$14,075</b>
<b>I.S.D. # 834 - Stillwater</b>			
Association of Metropolitan School Districts, Inc.	11,665	70.2%	8,189
Minnesota School Board Association	11,565	33.0%	3,816
Schools for Equity in Education	9,323	89.5%	8,344
<b>Total for Entity</b>	<b>\$32,553</b>		<b>\$20,349</b>
<b>I.S.D. # 836 - Butterfield</b>			
Minnesota Rural Education Association	500	38.2%	191
Minnesota School Board Association	2,025	33.0%	668
<b>Total for Entity</b>	<b>\$2,525</b>		<b>\$859</b>
<b>I.S.D. # 837 - Madelia</b>			
Minnesota School Board Association	2,677	33.0%	883
<b>Total for Entity</b>	<b>\$2,677</b>		<b>\$883</b>
<b>I.S.D. # 84 - Sleepy Eye</b>			
Minnesota Rural Education Association	1,635	38.2%	625
Minnesota School Board Association	2,811	33.0%	928
<b>Total for Entity</b>	<b>\$4,446</b>		<b>\$1,553</b>

**Table 5**  
**2013 Lobbying Expenditures Paid With Association Dues**  
**Listed by Entity**

<b>Name of Entity (County)</b> <b>Association Name</b>	<b>Total Local Government Dues</b>	<b>Proportion of Dues Used for Lobbying</b>	<b>Total Dues Used for Lobbying</b>
<b>I.S.D. # 840 - Saint James</b>			
Minnesota Rural Education Association	2,226	38.2%	850
Minnesota School Board Association	3,762	33.0%	1,241
<b>Total for Entity</b>	<b>\$5,988</b>		<b>\$2,091</b>
<b>I.S.D. # 846 - Breckenridge</b>			
Minnesota Rural Education Association	1,876	38.2%	717
Minnesota School Board Association	3,131	33.0%	1,033
<b>Total for Entity</b>	<b>\$5,007</b>		<b>\$1,750</b>
<b>I.S.D. # 85 - Springfield</b>			
Minnesota Rural Education Association	1,661	38.2%	635
Minnesota School Board Association	2,810	33.0%	927
<b>Total for Entity</b>	<b>\$4,471</b>		<b>\$1,562</b>
<b>I.S.D. # 850 - Rothsay</b>			
Minnesota School Board Association	2,020	33.0%	667
<b>Total for Entity</b>	<b>\$2,020</b>		<b>\$667</b>
<b>I.S.D. # 852 - Campbell-Tintah</b>			
Minnesota Rural Education Association	1,144	38.2%	437
Minnesota School Board Association	1,803	33.0%	595
<b>Total for Entity</b>	<b>\$2,947</b>		<b>\$1,032</b>
<b>I.S.D. # 857 - Lewiston-Altura</b>			
Minnesota Rural Education Association	1,876	38.2%	717
Minnesota School Board Association	3,127	33.0%	1,032
<b>Total for Entity</b>	<b>\$5,003</b>		<b>\$1,749</b>
<b>I.S.D. # 858 - Saint Charles</b>			
Minnesota Rural Education Association	2,139	38.2%	817
Minnesota School Board Association	3,605	33.0%	1,190
<b>Total for Entity</b>	<b>\$5,744</b>		<b>\$2,007</b>
<b>I.S.D. # 861 - Winona Area Public Schools</b>			
Minnesota School Board Association	6,943	33.0%	2,291
<b>Total for Entity</b>	<b>\$6,943</b>		<b>\$2,291</b>

**Table 5**  
**2013 Lobbying Expenditures Paid With Association Dues**  
**Listed by Entity**

<b>Name of Entity (County)</b> <b>Association Name</b>	<b>Total Local Government Dues</b>	<b>Proportion of Dues Used for Lobbying</b>	<b>Total Dues Used for Lobbying</b>
<b>I.S.D. # 876 - Annandale</b>			
Minnesota School Board Association	4,887	33.0%	1,613
Schools for Equity in Education	2,286	89.5%	2,046
<b>Total for Entity</b>	<b>\$7,173</b>		<b>\$3,659</b>
<b>I.S.D. # 877 - Buffalo</b>			
Minnesota School Board Association	9,516	33.0%	3,140
Schools for Equity in Education	6,789	89.5%	6,076
<b>Total for Entity</b>	<b>\$16,305</b>		<b>\$9,216</b>
<b>I.S.D. # 879 - Delano</b>			
Minnesota School Board Association	5,754	33.0%	1,899
Schools for Equity in Education	2,974	89.5%	2,662
<b>Total for Entity</b>	<b>\$8,728</b>		<b>\$4,561</b>
<b>I.S.D. # 88 - New Ulm</b>			
Minnesota School Board Association	5,431	33.0%	1,792
<b>Total for Entity</b>	<b>\$5,431</b>		<b>\$1,792</b>
<b>I.S.D. # 881 - Maple Lake</b>			
Minnesota School Board Association	3,571	33.0%	1,178
Schools for Equity in Education	2,106	89.5%	1,885
<b>Total for Entity</b>	<b>\$5,677</b>		<b>\$3,063</b>
<b>I.S.D. # 882 - Monticello</b>			
Minnesota School Board Association	7,560	33.0%	2,495
Schools for Equity in Education	4,861	89.5%	4,351
<b>Total for Entity</b>	<b>\$12,421</b>		<b>\$6,846</b>
<b>I.S.D. # 883 - Rockford</b>			
Minnesota School Board Association	4,646	33.0%	1,533
Schools for Equity in Education	2,271	89.5%	2,033
<b>Total for Entity</b>	<b>\$6,917</b>		<b>\$3,566</b>
<b>I.S.D. # 885 - Saint Michael-Albertville</b>			
Minnesota School Board Association	9,016	33.0%	2,975
Schools for Equity in Education	6,581	89.5%	5,890
<b>Total for Entity</b>	<b>\$15,597</b>		<b>\$8,865</b>



**Table 5**  
**2013 Lobbying Expenditures Paid With Association Dues**  
**Listed by Entity**

<b>Name of Entity (County)</b> <b>Association Name</b>	<b>Total Local Government Dues</b>	<b>Proportion of Dues Used for Lobbying</b>	<b>Total Dues Used for Lobbying</b>
<b>I.S.D. # 891 - Canby</b>			
Minnesota Rural Education Association	1,600	38.2%	611
Minnesota School Board Association	2,678	33.0%	884
<b>Total for Entity</b>	<b>\$4,278</b>		<b>\$1,495</b>
<b>I.S.D. # 91 - Barnum</b>			
Consortium for Legislation for Lake Superior Schools	1,407	100.0%	1,407
Minnesota School Board Association	3,138	33.0%	1,036
<b>Total for Entity</b>	<b>\$4,545</b>		<b>\$2,443</b>
<b>I.S.D. # 911 - Cambridge-Isanti</b>			
Minnesota School Board Association	8,937	33.0%	2,949
Schools for Equity in Education	5,928	89.5%	5,306
<b>Total for Entity</b>	<b>\$14,865</b>		<b>\$8,255</b>
<b>I.S.D. # 912 - Milaca</b>			
Minnesota School Board Association	5,080	33.0%	1,676
Schools for Equity in Education	2,451	89.5%	2,194
<b>Total for Entity</b>	<b>\$7,531</b>		<b>\$3,870</b>
<b>I.S.D. # 914 - Ulen-Hitterdal</b>			
Minnesota Rural Education Association	1,333	38.2%	509
Minnesota School Board Association	2,167	33.0%	715
<b>Total for Entity</b>	<b>\$3,500</b>		<b>\$1,224</b>
<b>I.S.D. # 93 - Carlton</b>			
Consortium for Legislation for Lake Superior Schools	1,111	100.0%	1,111
Minnesota School Board Association	2,630	33.0%	868
<b>Total for Entity</b>	<b>\$3,741</b>		<b>\$1,979</b>
<b>I.S.D. # 94 - Cloquet</b>			
Consortium for Legislation for Lake Superior Schools	3,017	100.0%	3,017
Minnesota School Board Association	6,183	33.0%	2,040
<b>Total for Entity</b>	<b>\$9,200</b>		<b>\$5,057</b>

**Table 5**  
**2013 Lobbying Expenditures Paid With Association Dues**  
**Listed by Entity**

<b>Name of Entity (County)</b> <b>Association Name</b>	<b>Total Local Government Dues</b>	<b>Proportion of Dues Used for Lobbying</b>	<b>Total Dues Used for Lobbying</b>
<b>I.S.D. # 95 - Cromwell-Wright</b>			
Consortium for Legislation for Lake Superior Schools	951	100.0%	951
Minnesota School Board Association	2,197	33.0%	725
<b>Total for Entity</b>	<b>\$3,148</b>		<b>\$1,676</b>
<b>I.S.D. # 97 - Moose Lake</b>			
Consortium for Legislation for Lake Superior Schools	1,320	100.0%	1,320
Minnesota School Board Association	3,040	33.0%	1,003
<b>Total for Entity</b>	<b>\$4,360</b>		<b>\$2,323</b>
<b>I.S.D. # 99 - Esko</b>			
Consortium for Legislation for Lake Superior Schools	1,854	100.0%	1,854
Minnesota School Board Association	3,963	33.0%	1,308
<b>Total for Entity</b>	<b>\$5,817</b>		<b>\$3,162</b>
<b>Ida Township (Douglas)</b>			
Minnesota Association of Townships	801	8.0%	64
<b>Total for Entity</b>	<b>\$801</b>		<b>\$64</b>
<b>Ideal Township (Crow Wing)</b>			
Minnesota Association of Townships	759	8.0%	61
<b>Total for Entity</b>	<b>\$759</b>		<b>\$61</b>
<b>Idun Township (Aitkin)</b>			
Minnesota Association of Townships	426	8.0%	34
<b>Total for Entity</b>	<b>\$426</b>		<b>\$34</b>
<b>Indian Lake Township (Nobles)</b>			
Minnesota Association of Townships	343	8.0%	27
<b>Total for Entity</b>	<b>\$343</b>		<b>\$27</b>
<b>Industrial Township (Saint Louis)</b>			
Minnesota Association of Townships	597	8.0%	48
<b>Total for Entity</b>	<b>\$597</b>		<b>\$48</b>
<b>Inguadona Township (Cass)</b>			
Minnesota Association of Townships	330	8.0%	26
<b>Total for Entity</b>	<b>\$330</b>		<b>\$26</b>

**Table 5**  
**2013 Lobbying Expenditures Paid With Association Dues**  
**Listed by Entity**

<b>Name of Entity (County)</b> <b>Association Name</b>	<b>Total Local Government Dues</b>	<b>Proportion of Dues Used for Lobbying</b>	<b>Total Dues Used for Lobbying</b>
<b>Inman Township (Otter Tail)</b>			
Minnesota Association of Townships	432	8.0%	35
<b>Total for Entity</b>	<b>\$432</b>		<b>\$35</b>
<b>Intermediate School District 287</b>			
Association of Metropolitan School Districts, Inc.	6,360	70.2%	4,465
Minnesota School Board Association	7,586	33.0%	2,503
<b>Total for Entity</b>	<b>\$13,946</b>		<b>\$6,968</b>
<b>Intermediate School District 917</b>			
Association of Metropolitan School Districts, Inc.	3,300	70.2%	2,317
Minnesota School Board Association	4,159	33.0%	1,372
<b>Total for Entity</b>	<b>\$7,459</b>		<b>\$3,689</b>
<b>Iona Township (Murray)</b>			
Minnesota Association of Townships	321	8.0%	26
<b>Total for Entity</b>	<b>\$321</b>		<b>\$26</b>
<b>Iona Township (Todd)</b>			
Minnesota Association of Townships	498	8.0%	40
<b>Total for Entity</b>	<b>\$498</b>		<b>\$40</b>
<b>Iosco Township (Waseca)</b>			
Minnesota Association of Townships	519	8.0%	42
<b>Total for Entity</b>	<b>\$519</b>		<b>\$42</b>
<b>Irondale Township (Crow Wing)</b>			
Minnesota Association of Townships	772	8.0%	62
<b>Total for Entity</b>	<b>\$772</b>		<b>\$62</b>
<b>Irving Township (Kandiyohi)</b>			
Minnesota Association of Townships	628	8.0%	50
<b>Total for Entity</b>	<b>\$628</b>		<b>\$50</b>
<b>Isanti County</b>			
Association of Minnesota Counties	13,909	15.6%	2,170
<b>Total for Entity</b>	<b>\$13,909</b>		<b>\$2,170</b>

**Table 5**  
**2013 Lobbying Expenditures Paid With Association Dues**  
**Listed by Entity**

<b>Name of Entity (County) Association Name</b>	<b>Total Local Government Dues</b>	<b>Proportion of Dues Used for Lobbying</b>	<b>Total Dues Used for Lobbying</b>
<b>Isanti Soil and Water Conservation District</b>			
Minnesota Association of Soil & Water Conservation Districts	1,000	26.0%	260
<b>Total for Entity</b>	<b>\$1,000</b>		<b>\$260</b>
<b>Isanti Township (Isanti)</b>			
Minnesota Association of Townships	1,159	8.0%	93
<b>Total for Entity</b>	<b>\$1,159</b>		<b>\$93</b>
<b>Island Lake Township (Lyon)</b>			
Minnesota Association of Townships	326	8.0%	26
<b>Total for Entity</b>	<b>\$326</b>		<b>\$26</b>
<b>Island Lake Township (Mahnomen)</b>			
Minnesota Association of Townships	346	8.0%	28
<b>Total for Entity</b>	<b>\$346</b>		<b>\$28</b>
<b>Isle Harbor Township (Mille Lacs)</b>			
Minnesota Association of Townships	521	8.0%	42
<b>Total for Entity</b>	<b>\$521</b>		<b>\$42</b>
<b>Itasca County</b>			
Arrowhead Counties Association	2,750	80.0%	2,200
Association of Minnesota Counties	16,051	15.6%	2,504
Minnesota Rural Counties Caucus	2,100	35.6%	748
<b>Total for Entity</b>	<b>\$20,901</b>		<b>\$5,452</b>
<b>Itasca County Soil and Water Conservation District</b>			
Minnesota Association of Soil & Water Conservation Districts	2,866	26.0%	745
<b>Total for Entity</b>	<b>\$2,866</b>		<b>\$745</b>
<b>Itasca Township (Clearwater)</b>			
Minnesota Association of Townships	314	8.0%	25
<b>Total for Entity</b>	<b>\$314</b>		<b>\$25</b>
<b>Jackson County</b>			
Association of Minnesota Counties	7,025	15.6%	1,096
<b>Total for Entity</b>	<b>\$7,025</b>		<b>\$1,096</b>

**Table 5**  
**2013 Lobbying Expenditures Paid With Association Dues**  
**Listed by Entity**

<b>Name of Entity (County)</b> <b>Association Name</b>	<b>Total Local Government Dues</b>	<b>Proportion of Dues Used for Lobbying</b>	<b>Total Dues Used for Lobbying</b>
<b>Jackson Soil and Water Conservation District</b>			
Minnesota Association of Soil & Water Conservation Districts	1,966	26.0%	511
<b>Total for Entity</b>	<b>\$1,966</b>		<b>\$511</b>
<b>Jackson Township (Scott)</b>			
Minnesota Association of Townships	937	8.0%	75
<b>Total for Entity</b>	<b>\$937</b>		<b>\$75</b>
<b>Jadis Township (Roseau)</b>			
Minnesota Association of Townships	522	8.0%	42
<b>Total for Entity</b>	<b>\$522</b>		<b>\$42</b>
<b>Jamestown Township (Blue Earth)</b>			
Minnesota Association of Townships	561	8.0%	45
<b>Total for Entity</b>	<b>\$561</b>		<b>\$45</b>
<b>Janesville Township (Waseca)</b>			
Minnesota Association of Townships	505	8.0%	40
<b>Total for Entity</b>	<b>\$505</b>		<b>\$40</b>
<b>Jay Township (Martin)</b>			
Minnesota Association of Townships	345	8.0%	28
<b>Total for Entity</b>	<b>\$345</b>		<b>\$28</b>
<b>Jefferson Township (Houston)</b>			
Minnesota Association of Townships	311	8.0%	25
<b>Total for Entity</b>	<b>\$311</b>		<b>\$25</b>
<b>Jenkins Township (Crow Wing)</b>			
Minnesota Association of Townships	456	8.0%	36
<b>Total for Entity</b>	<b>\$456</b>		<b>\$36</b>
<b>Jessenland Township (Sibley)</b>			
Minnesota Association of Townships	480	8.0%	38
<b>Total for Entity</b>	<b>\$480</b>		<b>\$38</b>
<b>Jevne Township (Aitkin)</b>			
Minnesota Association of Townships	442	8.0%	35
<b>Total for Entity</b>	<b>\$442</b>		<b>\$35</b>

**Table 5**  
**2013 Lobbying Expenditures Paid With Association Dues**  
**Listed by Entity**

<b>Name of Entity (County)</b> <b>Association Name</b>	<b>Total Local Government Dues</b>	<b>Proportion of Dues Used for Lobbying</b>	<b>Total Dues Used for Lobbying</b>
<b>Jo Daviess Township (Faribault)</b>			
Minnesota Association of Townships	349	8.0%	28
<b>Total for Entity</b>	<b>\$349</b>		<b>\$28</b>
<b>Joe River Watershed District</b>			
Minnesota Association of Watershed Districts	228	28.2%	64
<b>Total for Entity</b>	<b>\$228</b>		<b>\$64</b>
<b>Johnson Township (Polk)</b>			
Minnesota Association of Townships	286	8.0%	23
<b>Total for Entity</b>	<b>\$286</b>		<b>\$23</b>
<b>Johnsonville Township (Redwood)</b>			
Minnesota Association of Townships	318	8.0%	25
<b>Total for Entity</b>	<b>\$318</b>		<b>\$25</b>
<b>Jones Township (Beltrami)</b>			
Minnesota Association of Townships	431	8.0%	34
<b>Total for Entity</b>	<b>\$431</b>		<b>\$34</b>
<b>Jordan Township (Fillmore)</b>			
Minnesota Association of Townships	453	8.0%	36
<b>Total for Entity</b>	<b>\$453</b>		<b>\$36</b>
<b>Judson Township (Blue Earth)</b>			
Minnesota Association of Townships	517	8.0%	41
<b>Total for Entity</b>	<b>\$517</b>		<b>\$41</b>
<b>Jupiter Township (Kittson)</b>			
Minnesota Association of Townships	305	8.0%	24
<b>Total for Entity</b>	<b>\$305</b>		<b>\$24</b>
<b>Kabetogama Township (Saint Louis)</b>			
Minnesota Association of Townships	313	8.0%	25
<b>Total for Entity</b>	<b>\$313</b>		<b>\$25</b>
<b>Kalevala Township (Carlton)</b>			
Minnesota Association of Townships	446	8.0%	36
<b>Total for Entity</b>	<b>\$446</b>		<b>\$36</b>

**Table 5**  
**2013 Lobbying Expenditures Paid With Association Dues**  
**Listed by Entity**

<b>Name of Entity (County)</b> <b>Association Name</b>	<b>Total Local Government Dues</b>	<b>Proportion of Dues Used for Lobbying</b>	<b>Total Dues Used for Lobbying</b>
<b>Kalmar Township (Olmsted)</b>			
Minnesota Association of Townships	746	8.0%	60
<b>Total for Entity</b>	<b>\$746</b>		<b>\$60</b>
<b>Kanabec County</b>			
Association of Minnesota Counties	7,779	15.6%	1,214
<b>Total for Entity</b>	<b>\$7,779</b>		<b>\$1,214</b>
<b>Kanabec Soil and Water Conservation District</b>			
Minnesota Association of Soil & Water Conservation Districts	1,966	26.0%	511
<b>Total for Entity</b>	<b>\$1,966</b>		<b>\$511</b>
<b>Kanabec Township (Kanabec)</b>			
Minnesota Association of Townships	640	8.0%	51
<b>Total for Entity</b>	<b>\$640</b>		<b>\$51</b>
<b>Kanaranzi Township (Rock)</b>			
Minnesota Association of Townships	347	8.0%	28
<b>Total for Entity</b>	<b>\$347</b>		<b>\$28</b>
<b>Kanaranzi-Little Rock Watershed District</b>			
League of Minnesota Cities	1,611	10.5%	169
Minnesota Association of Watershed Districts	1,480	28.2%	417
<b>Total for Entity</b>	<b>\$3,091</b>		<b>\$586</b>
<b>Kandiyohi County</b>			
Association of Minnesota Counties	15,058	15.6%	2,349
<b>Total for Entity</b>	<b>\$15,058</b>		<b>\$2,349</b>
<b>Kandiyohi Soil and Water Conservation District</b>			
Minnesota Association of Soil & Water Conservation Districts	2,866	26.0%	745
<b>Total for Entity</b>	<b>\$2,866</b>		<b>\$745</b>
<b>Kandiyohi Township (Kandiyohi)</b>			
Minnesota Association of Townships	544	8.0%	44
<b>Total for Entity</b>	<b>\$544</b>		<b>\$44</b>
<b>Kandota Township (Todd)</b>			
Minnesota Association of Townships	571	8.0%	46
<b>Total for Entity</b>	<b>\$571</b>		<b>\$46</b>

**Table 5**  
**2013 Lobbying Expenditures Paid With Association Dues**  
**Listed by Entity**

<b>Name of Entity (County)</b> <b>Association Name</b>	<b>Total Local Government Dues</b>	<b>Proportion of Dues Used for Lobbying</b>	<b>Total Dues Used for Lobbying</b>
<b>Kasota Township (Le Sueur)</b>			
Minnesota Association of Townships	916	8.0%	73
<b>Total for Entity</b>	<b>\$916</b>		<b>\$73</b>
<b>Kathio Township (Mille Lacs)</b>			
Minnesota Association of Townships	929	8.0%	74
<b>Total for Entity</b>	<b>\$929</b>		<b>\$74</b>
<b>Keene Township (Clay)</b>			
Minnesota Association of Townships	320	8.0%	26
<b>Total for Entity</b>	<b>\$320</b>		<b>\$26</b>
<b>Kego Township (Cass)</b>			
Minnesota Association of Townships	500	8.0%	40
<b>Total for Entity</b>	<b>\$500</b>		<b>\$40</b>
<b>Kelliher Township (Beltrami)</b>			
Minnesota Association of Townships	313	8.0%	25
<b>Total for Entity</b>	<b>\$313</b>		<b>\$25</b>
<b>Kelsey Township (Saint Louis)</b>			
Minnesota Association of Townships	315	8.0%	25
<b>Total for Entity</b>	<b>\$315</b>		<b>\$25</b>
<b>Kelso Township (Sibley)</b>			
Minnesota Association of Townships	433	8.0%	35
<b>Total for Entity</b>	<b>\$433</b>		<b>\$35</b>
<b>Kenyon Township (Goodhue)</b>			
Minnesota Association of Townships	466	8.0%	37
<b>Total for Entity</b>	<b>\$466</b>		<b>\$37</b>
<b>Kerkhoven Township (Swift)</b>			
Minnesota Association of Townships	344	8.0%	28
<b>Total for Entity</b>	<b>\$344</b>		<b>\$28</b>
<b>Kerrick Township (Pine)</b>			
Minnesota Association of Townships	445	8.0%	36
<b>Total for Entity</b>	<b>\$445</b>		<b>\$36</b>



**Table 5**  
**2013 Lobbying Expenditures Paid With Association Dues**  
**Listed by Entity**

<b>Name of Entity (County)</b> <b>Association Name</b>	<b>Total Local Government Dues</b>	<b>Proportion of Dues Used for Lobbying</b>	<b>Total Dues Used for Lobbying</b>
<b>Kertsonville Township (Polk)</b>			
Minnesota Association of Townships	300	8.0%	24
<b>Total for Entity</b>	<b>\$300</b>		<b>\$24</b>
<b>Kettle River Township (Pine)</b>			
Minnesota Association of Townships	500	8.0%	40
<b>Total for Entity</b>	<b>\$500</b>		<b>\$40</b>
<b>Keystone Township (Polk)</b>			
Minnesota Association of Townships	300	8.0%	24
<b>Total for Entity</b>	<b>\$300</b>		<b>\$24</b>
<b>Kiester Township (Faribault)</b>			
Minnesota Association of Townships	422	8.0%	34
<b>Total for Entity</b>	<b>\$422</b>		<b>\$34</b>
<b>Kildare Township (Swift)</b>			
Minnesota Association of Townships	316	8.0%	25
<b>Total for Entity</b>	<b>\$316</b>		<b>\$25</b>
<b>Kilkenny Township (Le Sueur)</b>			
Minnesota Association of Townships	469	8.0%	38
<b>Total for Entity</b>	<b>\$469</b>		<b>\$38</b>
<b>Kimball Township (Jackson)</b>			
Minnesota Association of Townships	312	8.0%	25
<b>Total for Entity</b>	<b>\$312</b>		<b>\$25</b>
<b>Kimberly Township (Aitkin)</b>			
Minnesota Association of Townships	331	8.0%	26
<b>Total for Entity</b>	<b>\$331</b>		<b>\$26</b>
<b>King Township (Polk)</b>			
Minnesota Association of Townships	340	8.0%	27
<b>Total for Entity</b>	<b>\$340</b>		<b>\$27</b>
<b>Kinghurst Township (Itasca)</b>			
Minnesota Association of Townships	304	8.0%	24
<b>Total for Entity</b>	<b>\$304</b>		<b>\$24</b>

**Table 5**  
**2013 Lobbying Expenditures Paid With Association Dues**  
**Listed by Entity**

<b>Name of Entity (County)</b> <b>Association Name</b>	<b>Total Local Government Dues</b>	<b>Proportion of Dues Used for Lobbying</b>	<b>Total Dues Used for Lobbying</b>
<b>Kingman Township (Renville)</b>			
Minnesota Association of Townships	333	8.0%	27
<b>Total for Entity</b>	<b>\$333</b>		<b>\$27</b>
<b>Kingston Township (Meeker)</b>			
Minnesota Association of Townships	809	8.0%	65
<b>Total for Entity</b>	<b>\$809</b>		<b>\$65</b>
<b>Kintire Township (Redwood)</b>			
Minnesota Association of Townships	328	8.0%	26
<b>Total for Entity</b>	<b>\$328</b>		<b>\$26</b>
<b>Kittson County</b>			
Association of Minnesota Counties	4,180	15.6%	652
Minnesota Rural Counties Caucus	2,100	35.6%	748
<b>Total for Entity</b>	<b>\$6,280</b>		<b>\$1,400</b>
<b>Kittson Soil and Water Conservation District</b>			
Minnesota Association of Soil & Water Conservation Districts	1,966	26.0%	511
<b>Total for Entity</b>	<b>\$1,966</b>		<b>\$511</b>
<b>Knife Lake Township (Kanabec)</b>			
Minnesota Association of Townships	779	8.0%	62
<b>Total for Entity</b>	<b>\$779</b>		<b>\$62</b>
<b>Knife River-Larsmont Sanitary District</b>			
League of Minnesota Cities	1,611	10.5%	169
<b>Total for Entity</b>	<b>\$1,611</b>		<b>\$169</b>
<b>Knute Township (Polk)</b>			
Minnesota Association of Townships	505	8.0%	40
<b>Total for Entity</b>	<b>\$505</b>		<b>\$40</b>
<b>Koochiching County</b>			
Arrowhead Counties Association	2,750	80.0%	2,200
Association of Minnesota Counties	6,521	15.6%	1,017
Minnesota Rural Counties Caucus	2,100	35.6%	748
<b>Total for Entity</b>	<b>\$11,371</b>		<b>\$3,965</b>

**Table 5**  
**2013 Lobbying Expenditures Paid With Association Dues**  
**Listed by Entity**

<b>Name of Entity (County)</b> <b>Association Name</b>	<b>Total Local Government Dues</b>	<b>Proportion of Dues Used for Lobbying</b>	<b>Total Dues Used for Lobbying</b>
<b>Koochiching Soil and Water Conservation District</b>			
Minnesota Association of Soil & Water Conservation Districts	1,966	26.0%	511
<b>Total for Entity</b>	<b>\$1,966</b>		<b>\$511</b>
<b>Kragero Township (Chippewa)</b>			
Minnesota Association of Townships	309	8.0%	25
<b>Total for Entity</b>	<b>\$309</b>		<b>\$25</b>
<b>Kragnes Township (Clay)</b>			
Minnesota Association of Townships	434	8.0%	35
<b>Total for Entity</b>	<b>\$434</b>		<b>\$35</b>
<b>Krain Township (Stearns)</b>			
Minnesota Association of Townships	655	8.0%	52
<b>Total for Entity</b>	<b>\$655</b>		<b>\$52</b>
<b>Kratka Township (Pennington)</b>			
Minnesota Association of Townships	314	8.0%	25
<b>Total for Entity</b>	<b>\$314</b>		<b>\$25</b>
<b>Kroschel Township (Kanabec)</b>			
Minnesota Association of Townships	339	8.0%	27
<b>Total for Entity</b>	<b>\$339</b>		<b>\$27</b>
<b>Kugler Township (Saint Louis)</b>			
Minnesota Association of Townships	326	8.0%	26
<b>Total for Entity</b>	<b>\$326</b>		<b>\$26</b>
<b>Kurtz Township (Clay)</b>			
Minnesota Association of Townships	433	8.0%	35
<b>Total for Entity</b>	<b>\$433</b>		<b>\$35</b>
<b>La Crescent Township (Houston)</b>			
Minnesota Association of Townships	852	8.0%	68
<b>Total for Entity</b>	<b>\$852</b>		<b>\$68</b>
<b>La Crosse Township (Jackson)</b>			
Minnesota Association of Townships	318	8.0%	25
<b>Total for Entity</b>	<b>\$318</b>		<b>\$25</b>

**Table 5**  
**2013 Lobbying Expenditures Paid With Association Dues**  
**Listed by Entity**

<b>Name of Entity (County)</b> <b>Association Name</b>	<b>Total Local Government Dues</b>	<b>Proportion of Dues Used for Lobbying</b>	<b>Total Dues Used for Lobbying</b>
<b>La Garde Township (Mahnomen)</b>			
Minnesota Association of Townships	322	8.0%	26
<b>Total for Entity</b>	<b>\$322</b>		<b>\$26</b>
<b>La Grand Township (Douglas)</b>			
Minnesota Association of Townships	1,747	8.0%	140
<b>Total for Entity</b>	<b>\$1,747</b>		<b>\$140</b>
<b>La Prairie Township (Clearwater)</b>			
Minnesota Association of Townships	455	8.0%	36
<b>Total for Entity</b>	<b>\$455</b>		<b>\$36</b>
<b>Lac qui Parle County</b>			
Association of Minnesota Counties	5,919	15.6%	923
<b>Total for Entity</b>	<b>\$5,919</b>		<b>\$923</b>
<b>Lac qui Parle Soil and Water Conservation District</b>			
Minnesota Association of Soil & Water Conservation Districts	1,966	26.0%	511
<b>Total for Entity</b>	<b>\$1,966</b>		<b>\$511</b>
<b>Lac qui Parle Township (Lac qui Parle)</b>			
Minnesota Association of Townships	326	8.0%	26
<b>Total for Entity</b>	<b>\$326</b>		<b>\$26</b>
<b>Lac qui Parle-Yellow Bank Watershed District</b>			
Minnesota Association of Watershed Districts	2,782	28.2%	785
<b>Total for Entity</b>	<b>\$2,782</b>		<b>\$785</b>
<b>Lafayette Township (Nicollet)</b>			
Minnesota Association of Townships	560	8.0%	45
<b>Total for Entity</b>	<b>\$560</b>		<b>\$45</b>
<b>Lake Alice Township (Hubbard)</b>			
Minnesota Association of Townships	300	8.0%	24
<b>Total for Entity</b>	<b>\$300</b>		<b>\$24</b>
<b>Lake Andrew Township (Kandiyohi)</b>			
Minnesota Association of Townships	653	8.0%	52
<b>Total for Entity</b>	<b>\$653</b>		<b>\$52</b>

**Table 5**  
**2013 Lobbying Expenditures Paid With Association Dues**  
**Listed by Entity**

<b>Name of Entity (County)</b> <b>Association Name</b>	<b>Total Local Government Dues</b>	<b>Proportion of Dues Used for Lobbying</b>	<b>Total Dues Used for Lobbying</b>
<b>Lake Belt Township (Martin)</b>			
Minnesota Association of Townships	329	8.0%	26
<b>Total for Entity</b>	<b>\$329</b>		<b>\$26</b>
<b>Lake Benton Township (Lincoln)</b>			
Minnesota Association of Townships	347	8.0%	28
<b>Total for Entity</b>	<b>\$347</b>		<b>\$28</b>
<b>Lake County</b>			
Arrowhead Counties Association	2,750	80.0%	2,200
Association of Minnesota Counties	6,789	15.6%	1,059
<b>Total for Entity</b>	<b>\$9,539</b>		<b>\$3,259</b>
<b>Lake County Soil and Water Conservation District</b>			
Minnesota Association of Soil & Water Conservation Districts	1,966	26.0%	511
<b>Total for Entity</b>	<b>\$1,966</b>		<b>\$511</b>
<b>Lake Edward Township (Crow Wing)</b>			
Minnesota Association of Townships	1,081	8.0%	86
<b>Total for Entity</b>	<b>\$1,081</b>		<b>\$86</b>
<b>Lake Elizabeth Township (Kandiyohi)</b>			
Minnesota Association of Townships	342	8.0%	27
<b>Total for Entity</b>	<b>\$342</b>		<b>\$27</b>
<b>Lake Emma Township (Hubbard)</b>			
Minnesota Association of Townships	653	8.0%	52
<b>Total for Entity</b>	<b>\$653</b>		<b>\$52</b>
<b>Lake Eunice Township (Becker)</b>			
Minnesota Association of Townships	913	8.0%	73
<b>Total for Entity</b>	<b>\$913</b>		<b>\$73</b>
<b>Lake Fremont Township (Martin)</b>			
Minnesota Association of Townships	322	8.0%	26
<b>Total for Entity</b>	<b>\$322</b>		<b>\$26</b>
<b>Lake George Township (Hubbard)</b>			
Minnesota Association of Townships	461	8.0%	37
<b>Total for Entity</b>	<b>\$461</b>		<b>\$37</b>

**Table 5**  
**2013 Lobbying Expenditures Paid With Association Dues**  
**Listed by Entity**

<b>Name of Entity (County)</b> <b>Association Name</b>	<b>Total Local Government Dues</b>	<b>Proportion of Dues Used for Lobbying</b>	<b>Total Dues Used for Lobbying</b>
<b>Lake George Township (Stearns)</b>			
Minnesota Association of Townships	448	8.0%	36
<b>Total for Entity</b>	<b>\$448</b>		<b>\$36</b>
<b>Lake Grove Township (Mahnomen)</b>			
Minnesota Association of Townships	330	8.0%	26
<b>Total for Entity</b>	<b>\$330</b>		<b>\$26</b>
<b>Lake Hanska Township (Brown)</b>			
Minnesota Association of Townships	447	8.0%	36
<b>Total for Entity</b>	<b>\$447</b>		<b>\$36</b>
<b>Lake Hattie Township (Hubbard)</b>			
Minnesota Association of Townships	337	8.0%	27
<b>Total for Entity</b>	<b>\$337</b>		<b>\$27</b>
<b>Lake Henry Township (Stearns)</b>			
Minnesota Association of Townships	429	8.0%	34
<b>Total for Entity</b>	<b>\$429</b>		<b>\$34</b>
<b>Lake Ida Township (Norman)</b>			
Minnesota Association of Townships	322	8.0%	26
<b>Total for Entity</b>	<b>\$322</b>		<b>\$26</b>
<b>Lake Jessie Township (Itasca)</b>			
Minnesota Association of Townships	437	8.0%	35
<b>Total for Entity</b>	<b>\$437</b>		<b>\$35</b>
<b>Lake Johanna Township (Pope)</b>			
Minnesota Association of Townships	313	8.0%	25
<b>Total for Entity</b>	<b>\$313</b>		<b>\$25</b>
<b>Lake Lillian Township (Kandiyohi)</b>			
Minnesota Association of Townships	330	8.0%	26
<b>Total for Entity</b>	<b>\$330</b>		<b>\$26</b>
<b>Lake Marshall Township (Lyon)</b>			
Minnesota Association of Townships	523	8.0%	42
<b>Total for Entity</b>	<b>\$523</b>		<b>\$42</b>

**Table 5**  
**2013 Lobbying Expenditures Paid With Association Dues**  
**Listed by Entity**

<b>Name of Entity (County)</b> <b>Association Name</b>	<b>Total Local Government Dues</b>	<b>Proportion of Dues Used for Lobbying</b>	<b>Total Dues Used for Lobbying</b>
<b>Lake Mary Township (Douglas)</b>			
Minnesota Association of Townships	757	8.0%	61
<b>Total for Entity</b>	<b>\$757</b>		<b>\$61</b>
<b>Lake Minnetonka Conservation District</b>			
League of Minnesota Cities	1,611	10.5%	169
<b>Total for Entity</b>	<b>\$1,611</b>		<b>\$169</b>
<b>Lake Of The Woods County</b>			
Association of Minnesota Counties	3,734	15.6%	583
Minnesota Rural Counties Caucus	2,100	35.6%	748
<b>Total for Entity</b>	<b>\$5,834</b>		<b>\$1,331</b>
<b>Lake of the Woods Soil and Water Conservation District</b>			
Minnesota Association of Soil & Water Conservation Districts	1,966	26.0%	511
<b>Total for Entity</b>	<b>\$1,966</b>		<b>\$511</b>
<b>Lake Park Township (Becker)</b>			
Minnesota Association of Townships	495	8.0%	40
<b>Total for Entity</b>	<b>\$495</b>		<b>\$40</b>
<b>Lake Pleasant Township (Red Lake)</b>			
Minnesota Association of Townships	303	8.0%	24
<b>Total for Entity</b>	<b>\$303</b>		<b>\$24</b>
<b>Lake Prairie Township (Nicollet)</b>			
Minnesota Association of Townships	554	8.0%	44
<b>Total for Entity</b>	<b>\$554</b>		<b>\$44</b>
<b>Lake Pulaski Improvement District</b>			
League of Minnesota Cities	1,611	10.5%	169
<b>Total for Entity</b>	<b>\$1,611</b>		<b>\$169</b>
<b>Lake Sarah Township (Murray)</b>			
Minnesota Association of Townships	465	8.0%	37
<b>Total for Entity</b>	<b>\$465</b>		<b>\$37</b>
<b>Lake Shore Township (Lac qui Parle)</b>			
Minnesota Association of Townships	330	8.0%	26
<b>Total for Entity</b>	<b>\$330</b>		<b>\$26</b>

**Table 5**  
**2013 Lobbying Expenditures Paid With Association Dues**  
**Listed by Entity**

<b>Name of Entity (County)</b> <b>Association Name</b>	<b>Total Local Government Dues</b>	<b>Proportion of Dues Used for Lobbying</b>	<b>Total Dues Used for Lobbying</b>
<b>Lake Stay Township (Lincoln)</b>			
Minnesota Association of Townships	320	8.0%	26
<b>Total for Entity</b>	<b>\$320</b>		<b>\$26</b>
<b>Lake Township (Roseau)</b>			
Minnesota Association of Townships	1,075	8.0%	86
<b>Total for Entity</b>	<b>\$1,075</b>		<b>\$86</b>
<b>Lake Township (Wabasha)</b>			
Minnesota Association of Townships	481	8.0%	38
<b>Total for Entity</b>	<b>\$481</b>		<b>\$38</b>
<b>Lake Valley Township (Traverse)</b>			
Minnesota Association of Townships	344	8.0%	28
<b>Total for Entity</b>	<b>\$344</b>		<b>\$28</b>
<b>Lake View Township (Becker)</b>			
Minnesota Association of Townships	948	8.0%	76
<b>Total for Entity</b>	<b>\$948</b>		<b>\$76</b>
<b>Lake Washington Sanitary District</b>			
League of Minnesota Cities	1,611	10.5%	169
<b>Total for Entity</b>	<b>\$1,611</b>		<b>\$169</b>
<b>Lakeport Township (Hubbard)</b>			
Minnesota Association of Townships	611	8.0%	49
<b>Total for Entity</b>	<b>\$611</b>		<b>\$49</b>
<b>Lakes Country Service Cooperative</b>			
Minnesota Rural Education Association	1,600	38.2%	611
<b>Total for Entity</b>	<b>\$1,600</b>		<b>\$611</b>
<b>Lakeside Township (Aitkin)</b>			
Minnesota Association of Townships	487	8.0%	39
<b>Total for Entity</b>	<b>\$487</b>		<b>\$39</b>
<b>Lakeside Township (Cottonwood)</b>			
Minnesota Association of Townships	346	8.0%	28
<b>Total for Entity</b>	<b>\$346</b>		<b>\$28</b>



**Table 5**  
**2013 Lobbying Expenditures Paid With Association Dues**  
**Listed by Entity**

<b>Name of Entity (County)</b> <b>Association Name</b>	<b>Total Local Government Dues</b>	<b>Proportion of Dues Used for Lobbying</b>	<b>Total Dues Used for Lobbying</b>
<b>Laketown Township (Carver)</b>			
Minnesota Association of Townships	1,144	8.0%	92
<b>Total for Entity</b>	<b>\$1,144</b>		<b>\$92</b>
<b>Lakeview Township (Carlton)</b>			
Minnesota Association of Townships	327	8.0%	26
<b>Total for Entity</b>	<b>\$327</b>		<b>\$26</b>
<b>Lakewood Township (Saint Louis)</b>			
Minnesota Association of Townships	1,110	8.0%	89
<b>Total for Entity</b>	<b>\$1,110</b>		<b>\$89</b>
<b>Lakin Township (Morrison)</b>			
Minnesota Association of Townships	483	8.0%	39
<b>Total for Entity</b>	<b>\$483</b>		<b>\$39</b>
<b>Lambert Township (Red Lake)</b>			
Minnesota Association of Townships	311	8.0%	25
<b>Total for Entity</b>	<b>\$311</b>		<b>\$25</b>
<b>Lamberton Township (Redwood)</b>			
Minnesota Association of Townships	330	8.0%	26
<b>Total for Entity</b>	<b>\$330</b>		<b>\$26</b>
<b>Lammers Township (Beltrami)</b>			
Minnesota Association of Townships	533	8.0%	43
<b>Total for Entity</b>	<b>\$533</b>		<b>\$43</b>
<b>Land Township (Grant)</b>			
Minnesota Association of Townships	423	8.0%	34
<b>Total for Entity</b>	<b>\$423</b>		<b>\$34</b>
<b>Lanesburgh Township (Le Sueur)</b>			
Minnesota Association of Townships	1,059	8.0%	85
<b>Total for Entity</b>	<b>\$1,059</b>		<b>\$85</b>
<b>Langhei Township (Pope)</b>			
Minnesota Association of Townships	325	8.0%	26
<b>Total for Entity</b>	<b>\$325</b>		<b>\$26</b>

**Table 5**  
**2013 Lobbying Expenditures Paid With Association Dues**  
**Listed by Entity**

<b>Name of Entity (County)</b> <b>Association Name</b>	<b>Total Local Government Dues</b>	<b>Proportion of Dues Used for Lobbying</b>	<b>Total Dues Used for Lobbying</b>
<b>Langola Township (Benton)</b>			
Minnesota Association of Townships	631	8.0%	50
<b>Total for Entity</b>	<b>\$631</b>		<b>\$50</b>
<b>Langor Township (Beltrami)</b>			
Minnesota Association of Townships	339	8.0%	27
<b>Total for Entity</b>	<b>\$339</b>		<b>\$27</b>
<b>Lansing Township (Mower)</b>			
Minnesota Association of Townships	641	8.0%	51
<b>Total for Entity</b>	<b>\$641</b>		<b>\$51</b>
<b>Laona Township (Roseau)</b>			
Minnesota Association of Townships	513	8.0%	41
<b>Total for Entity</b>	<b>\$513</b>		<b>\$41</b>
<b>Larkin Township (Nobles)</b>			
Minnesota Association of Townships	329	8.0%	26
<b>Total for Entity</b>	<b>\$329</b>		<b>\$26</b>
<b>Lavell Township (Saint Louis)</b>			
Minnesota Association of Townships	436	8.0%	35
<b>Total for Entity</b>	<b>\$436</b>		<b>\$35</b>
<b>Lawrence Township (Grant)</b>			
Minnesota Association of Townships	297	8.0%	24
<b>Total for Entity</b>	<b>\$297</b>		<b>\$24</b>
<b>Lawrence Township (Itasca)</b>			
Minnesota Association of Townships	480	8.0%	38
<b>Total for Entity</b>	<b>\$480</b>		<b>\$38</b>
<b>Le Ray Township (Blue Earth)</b>			
Minnesota Association of Townships	577	8.0%	46
<b>Total for Entity</b>	<b>\$577</b>		<b>\$46</b>
<b>Le Sauk Township (Stearns)</b>			
Minnesota Association of Townships	973	8.0%	78
<b>Total for Entity</b>	<b>\$973</b>		<b>\$78</b>

**Table 5**  
**2013 Lobbying Expenditures Paid With Association Dues**  
**Listed by Entity**

<b>Name of Entity (County)</b> <b>Association Name</b>	<b>Total Local Government Dues</b>	<b>Proportion of Dues Used for Lobbying</b>	<b>Total Dues Used for Lobbying</b>
<b>Le Sueur County</b>			
Association of Minnesota Counties	11,752	15.6%	1,833
<b>Total for Entity</b>	<b>\$11,752</b>		<b>\$1,833</b>
<b>Le Sueur County Soil and Water Conservation District</b>			
Minnesota Association of Soil & Water Conservation Districts	2,866	26.0%	745
<b>Total for Entity</b>	<b>\$2,866</b>		<b>\$745</b>
<b>Leaf Lake Township (Otter Tail)</b>			
Minnesota Association of Townships	519	8.0%	42
<b>Total for Entity</b>	<b>\$519</b>		<b>\$42</b>
<b>Leaf Mountain Township (Otter Tail)</b>			
Minnesota Association of Townships	444	8.0%	36
<b>Total for Entity</b>	<b>\$444</b>		<b>\$36</b>
<b>Leaf River Township (Wadena)</b>			
Minnesota Association of Townships	508	8.0%	41
<b>Total for Entity</b>	<b>\$508</b>		<b>\$41</b>
<b>Leaf Valley Township (Douglas)</b>			
Minnesota Association of Townships	484	8.0%	39
<b>Total for Entity</b>	<b>\$484</b>		<b>\$39</b>
<b>Leavenworth Township (Brown)</b>			
Minnesota Association of Townships	430	8.0%	34
<b>Total for Entity</b>	<b>\$430</b>		<b>\$34</b>
<b>Lee Township (Aitkin)</b>			
Minnesota Association of Townships	286	8.0%	23
<b>Total for Entity</b>	<b>\$286</b>		<b>\$23</b>
<b>Lee Township (Beltrami)</b>			
Minnesota Association of Townships	287	8.0%	23
<b>Total for Entity</b>	<b>\$287</b>		<b>\$23</b>
<b>Lee Township (Norman)</b>			
Minnesota Association of Townships	311	8.0%	25
<b>Total for Entity</b>	<b>\$311</b>		<b>\$25</b>

**Table 5**  
**2013 Lobbying Expenditures Paid With Association Dues**  
**Listed by Entity**

<b>Name of Entity (County)</b> <b>Association Name</b>	<b>Total Local Government Dues</b>	<b>Proportion of Dues Used for Lobbying</b>	<b>Total Dues Used for Lobbying</b>
<b>Leech Lake Township (Cass)</b>			
Minnesota Association of Townships	478	8.0%	38
<b>Total for Entity</b>	<b>\$478</b>		<b>\$38</b>
<b>Leeds Township (Murray)</b>			
Minnesota Association of Townships	337	8.0%	27
<b>Total for Entity</b>	<b>\$337</b>		<b>\$27</b>
<b>Leenthrop Township (Chippewa)</b>			
Minnesota Association of Townships	345	8.0%	28
<b>Total for Entity</b>	<b>\$345</b>		<b>\$28</b>
<b>Leiding Township (Saint Louis)</b>			
Minnesota Association of Townships	467	8.0%	37
<b>Total for Entity</b>	<b>\$467</b>		<b>\$37</b>
<b>Leigh Township (Morrison)</b>			
Minnesota Association of Townships	338	8.0%	27
<b>Total for Entity</b>	<b>\$338</b>		<b>\$27</b>
<b>Lemond Township (Steele)</b>			
Minnesota Association of Townships	500	8.0%	40
<b>Total for Entity</b>	<b>\$500</b>		<b>\$40</b>
<b>Lent Township (Chisago)</b>			
Minnesota Association of Townships	1,398	8.0%	112
<b>Total for Entity</b>	<b>\$1,398</b>		<b>\$112</b>
<b>Leon Township (Clearwater)</b>			
Minnesota Association of Townships	450	8.0%	36
<b>Total for Entity</b>	<b>\$450</b>		<b>\$36</b>
<b>Leon Township (Goodhue)</b>			
Minnesota Association of Townships	623	8.0%	50
<b>Total for Entity</b>	<b>\$623</b>		<b>\$50</b>
<b>Leonardsville Township (Traverse)</b>			
Minnesota Association of Townships	303	8.0%	24
<b>Total for Entity</b>	<b>\$303</b>		<b>\$24</b>

**Table 5**  
**2013 Lobbying Expenditures Paid With Association Dues**  
**Listed by Entity**

<b>Name of Entity (County)</b> <b>Association Name</b>	<b>Total Local Government Dues</b>	<b>Proportion of Dues Used for Lobbying</b>	<b>Total Dues Used for Lobbying</b>
<b>Leota Township (Nobles)</b>			
Minnesota Association of Townships	464	8.0%	37
<b>Total for Entity</b>	<b>\$464</b>		<b>\$37</b>
<b>LeRoy Township (Mower)</b>			
Minnesota Association of Townships	452	8.0%	36
<b>Total for Entity</b>	<b>\$452</b>		<b>\$36</b>
<b>Leslie Township (Todd)</b>			
Minnesota Association of Townships	545	8.0%	44
<b>Total for Entity</b>	<b>\$545</b>		<b>\$44</b>
<b>Lessor Township (Polk)</b>			
Minnesota Association of Townships	326	8.0%	26
<b>Total for Entity</b>	<b>\$326</b>		<b>\$26</b>
<b>Leven Township (Pope)</b>			
Minnesota Association of Townships	496	8.0%	40
<b>Total for Entity</b>	<b>\$496</b>		<b>\$40</b>
<b>Lewis Township (Mille Lacs)</b>			
Minnesota Association of Townships	287	8.0%	23
<b>Total for Entity</b>	<b>\$287</b>		<b>\$23</b>
<b>Lexington Township (Le Sueur)</b>			
Minnesota Association of Townships	564	8.0%	45
<b>Total for Entity</b>	<b>\$564</b>		<b>\$45</b>
<b>Libby Township (Aitkin)</b>			
Minnesota Association of Townships	284	8.0%	23
<b>Total for Entity</b>	<b>\$284</b>		<b>\$23</b>
<b>Liberty Township (Beltrami)</b>			
Minnesota Association of Townships	577	8.0%	46
<b>Total for Entity</b>	<b>\$577</b>		<b>\$46</b>
<b>Liberty Township (Itasca)</b>			
Minnesota Association of Townships	1	8.0%	---
<b>Total for Entity</b>	<b>\$1</b>		<b>\$0</b>

**Table 5**  
**2013 Lobbying Expenditures Paid With Association Dues**  
**Listed by Entity**

<b>Name of Entity (County)</b> <b>Association Name</b>	<b>Total Local Government Dues</b>	<b>Proportion of Dues Used for Lobbying</b>	<b>Total Dues Used for Lobbying</b>
<b>Liberty Township (Polk)</b>			
Minnesota Association of Townships	305	8.0%	24
<b>Total for Entity</b>	<b>\$305</b>		<b>\$24</b>
<b>Lida Township (Otter Tail)</b>			
Minnesota Association of Townships	580	8.0%	46
<b>Total for Entity</b>	<b>\$580</b>		<b>\$46</b>
<b>Lien Township (Grant)</b>			
Minnesota Association of Townships	305	8.0%	24
<b>Total for Entity</b>	<b>\$305</b>		<b>\$24</b>
<b>Lima Township (Cass)</b>			
Minnesota Association of Townships	302	8.0%	24
<b>Total for Entity</b>	<b>\$302</b>		<b>\$24</b>
<b>Lime Lake Township (Murray)</b>			
Minnesota Association of Townships	327	8.0%	26
<b>Total for Entity</b>	<b>\$327</b>		<b>\$26</b>
<b>Lime Township (Blue Earth)</b>			
Minnesota Association of Townships	857	8.0%	69
<b>Total for Entity</b>	<b>\$857</b>		<b>\$69</b>
<b>Limestone Township (Lincoln)</b>			
Minnesota Association of Townships	313	8.0%	25
<b>Total for Entity</b>	<b>\$313</b>		<b>\$25</b>
<b>Lincoln County</b>			
Association of Minnesota Counties	5,323	15.6%	830
<b>Total for Entity</b>	<b>\$5,323</b>		<b>\$830</b>
<b>Lincoln Soil and Water Conservation District</b>			
Minnesota Association of Soil & Water Conservation Districts	1,966	26.0%	511
<b>Total for Entity</b>	<b>\$1,966</b>		<b>\$511</b>
<b>Lincoln Township (Blue Earth)</b>			
Minnesota Association of Townships	335	8.0%	27
<b>Total for Entity</b>	<b>\$335</b>		<b>\$27</b>

**Table 5**  
**2013 Lobbying Expenditures Paid With Association Dues**  
**Listed by Entity**

<b>Name of Entity (County)</b> <b>Association Name</b>	<b>Total Local Government Dues</b>	<b>Proportion of Dues Used for Lobbying</b>	<b>Total Dues Used for Lobbying</b>
<b>Lincoln Township (Marshall)</b>			
Minnesota Association of Townships	307	8.0%	25
<b>Total for Entity</b>	<b>\$307</b>		<b>\$25</b>
<b>Lincoln-Pipestone Rural Water System</b>			
League of Minnesota Cities	1,611	10.5%	169
<b>Total for Entity</b>	<b>\$1,611</b>		<b>\$169</b>
<b>Lind Township (Roseau)</b>			
Minnesota Association of Townships	288	8.0%	23
<b>Total for Entity</b>	<b>\$288</b>		<b>\$23</b>
<b>Linden Grove Township (Saint Louis)</b>			
Minnesota Association of Townships	316	8.0%	25
<b>Total for Entity</b>	<b>\$316</b>		<b>\$25</b>
<b>Linden Township (Brown)</b>			
Minnesota Association of Townships	433	8.0%	35
<b>Total for Entity</b>	<b>\$433</b>		<b>\$35</b>
<b>Linsell Township (Marshall)</b>			
Minnesota Association of Townships	279	8.0%	22
<b>Total for Entity</b>	<b>\$279</b>		<b>\$22</b>
<b>Linwood Township (Anoka)</b>			
Minnesota Association of Townships	2,050	8.0%	164
<b>Total for Entity</b>	<b>\$2,050</b>		<b>\$164</b>
<b>Lisbon Township (Yellow Medicine)</b>			
Minnesota Association of Townships	333	8.0%	27
<b>Total for Entity</b>	<b>\$333</b>		<b>\$27</b>
<b>Lismore Township (Nobles)</b>			
Minnesota Association of Townships	324	8.0%	26
<b>Total for Entity</b>	<b>\$324</b>		<b>\$26</b>
<b>Litchfield Township (Meeker)</b>			
Minnesota Association of Townships	604	8.0%	48
<b>Total for Entity</b>	<b>\$604</b>		<b>\$48</b>

**Table 5**  
**2013 Lobbying Expenditures Paid With Association Dues**  
**Listed by Entity**

<b>Name of Entity (County)</b> <b>Association Name</b>	<b>Total Local Government Dues</b>	<b>Proportion of Dues Used for Lobbying</b>	<b>Total Dues Used for Lobbying</b>
<b>Little Elbow Township (Mahnomen)</b>			
Minnesota Association of Townships	423	8.0%	34
<b>Total for Entity</b>	<b>\$423</b>		<b>\$34</b>
<b>Little Elk Township (Todd)</b>			
Minnesota Association of Townships	430	8.0%	34
<b>Total for Entity</b>	<b>\$430</b>		<b>\$34</b>
<b>Little Falls Township (Morrison)</b>			
Minnesota Association of Townships	947	8.0%	76
<b>Total for Entity</b>	<b>\$947</b>		<b>\$76</b>
<b>Little Pine Township (Crow Wing)</b>			
Minnesota Association of Townships	297	8.0%	24
<b>Total for Entity</b>	<b>\$297</b>		<b>\$24</b>
<b>Little Rock Township (Nobles)</b>			
Minnesota Association of Townships	336	8.0%	27
<b>Total for Entity</b>	<b>\$336</b>		<b>\$27</b>
<b>Little Sauk Township (Todd)</b>			
Minnesota Association of Townships	605	8.0%	48
<b>Total for Entity</b>	<b>\$605</b>		<b>\$48</b>
<b>Livonia Township (Sherburne)</b>			
Minnesota Association of Townships	2,320	8.0%	186
<b>Total for Entity</b>	<b>\$2,320</b>		<b>\$186</b>
<b>Lockhart Township (Norman)</b>			
Minnesota Association of Townships	286	8.0%	23
<b>Total for Entity</b>	<b>\$286</b>		<b>\$23</b>
<b>Lodi Township (Mower)</b>			
Minnesota Association of Townships	427	8.0%	34
<b>Total for Entity</b>	<b>\$427</b>		<b>\$34</b>
<b>Logan Township (Aitkin)</b>			
Minnesota Association of Townships	328	8.0%	26
<b>Total for Entity</b>	<b>\$328</b>		<b>\$26</b>



**Table 5**  
**2013 Lobbying Expenditures Paid With Association Dues**  
**Listed by Entity**

<b>Name of Entity (County)</b> <b>Association Name</b>	<b>Total Local Government Dues</b>	<b>Proportion of Dues Used for Lobbying</b>	<b>Total Dues Used for Lobbying</b>
<b>Logan Township (Grant)</b>			
Minnesota Association of Townships	299	8.0%	24
<b>Total for Entity</b>	<b>\$299</b>		<b>\$24</b>
<b>London Township (Freeborn)</b>			
Minnesota Association of Townships	440	8.0%	35
<b>Total for Entity</b>	<b>\$440</b>		<b>\$35</b>
<b>Lone Pine Township (Itasca)</b>			
Minnesota Association of Townships	468	8.0%	37
<b>Total for Entity</b>	<b>\$468</b>		<b>\$37</b>
<b>Lone Tree Township (Chippewa)</b>			
Minnesota Association of Townships	332	8.0%	27
<b>Total for Entity</b>	<b>\$332</b>		<b>\$27</b>
<b>Long Lake Township (Crow Wing)</b>			
Minnesota Association of Townships	741	8.0%	59
<b>Total for Entity</b>	<b>\$741</b>		<b>\$59</b>
<b>Long Lake Township (Watonwan)</b>			
Minnesota Association of Townships	448	8.0%	36
<b>Total for Entity</b>	<b>\$448</b>		<b>\$36</b>
<b>Long Lost Lake Township (Clearwater)</b>			
Minnesota Association of Townships	284	8.0%	23
<b>Total for Entity</b>	<b>\$284</b>		<b>\$23</b>
<b>Long Prairie Township (Todd)</b>			
Minnesota Association of Townships	608	8.0%	49
<b>Total for Entity</b>	<b>\$608</b>		<b>\$49</b>
<b>Loon Lake Township (Cass)</b>			
Minnesota Association of Townships	514	8.0%	41
<b>Total for Entity</b>	<b>\$514</b>		<b>\$41</b>
<b>Lorain Township (Nobles)</b>			
Minnesota Association of Townships	435	8.0%	35
<b>Total for Entity</b>	<b>\$435</b>		<b>\$35</b>

**Table 5**  
**2013 Lobbying Expenditures Paid With Association Dues**  
**Listed by Entity**

<b>Name of Entity (County)</b> <b>Association Name</b>	<b>Total Local Government Dues</b>	<b>Proportion of Dues Used for Lobbying</b>	<b>Total Dues Used for Lobbying</b>
<b>Louisville Township (Red Lake)</b>			
Minnesota Association of Townships	330	8.0%	26
<b>Total for Entity</b>	<b>\$330</b>		<b>\$26</b>
<b>Louisville Township (Scott)</b>			
Minnesota Association of Townships	817	8.0%	65
<b>Total for Entity</b>	<b>\$817</b>		<b>\$65</b>
<b>Louriston Township (Chippewa)</b>			
Minnesota Association of Townships	320	8.0%	26
<b>Total for Entity</b>	<b>\$320</b>		<b>\$26</b>
<b>Lowell Township (Polk)</b>			
Minnesota Association of Townships	435	8.0%	35
<b>Total for Entity</b>	<b>\$435</b>		<b>\$35</b>
<b>Lower Minnesota River Watershed District</b>			
Minnesota Association of Watershed Districts	3,500	28.2%	987
<b>Total for Entity</b>	<b>\$3,500</b>		<b>\$987</b>
<b>Lowville Township (Murray)</b>			
Minnesota Association of Townships	324	8.0%	26
<b>Total for Entity</b>	<b>\$324</b>		<b>\$26</b>
<b>Lucas Township (Lyon)</b>			
Minnesota Association of Townships	348	8.0%	28
<b>Total for Entity</b>	<b>\$348</b>		<b>\$28</b>
<b>Lund Township (Douglas)</b>			
Minnesota Association of Townships	441	8.0%	35
<b>Total for Entity</b>	<b>\$441</b>		<b>\$35</b>
<b>Lura Township (Faribault)</b>			
Minnesota Association of Townships	321	8.0%	26
<b>Total for Entity</b>	<b>\$321</b>		<b>\$26</b>
<b>Lutsen Township (Cook)</b>			
Minnesota Association of Townships	477	8.0%	38
<b>Total for Entity</b>	<b>\$477</b>		<b>\$38</b>

**Table 5**  
**2013 Lobbying Expenditures Paid With Association Dues**  
**Listed by Entity**

<b>Name of Entity (County)</b> <b>Association Name</b>	<b>Total Local Government Dues</b>	<b>Proportion of Dues Used for Lobbying</b>	<b>Total Dues Used for Lobbying</b>
<b>Luverne Township (Rock)</b>			
Minnesota Association of Townships	492	8.0%	39
<b>Total for Entity</b>	<b>\$492</b>		<b>\$39</b>
<b>Luxemburg Township (Stearns)</b>			
Minnesota Association of Townships	545	8.0%	44
<b>Total for Entity</b>	<b>\$545</b>		<b>\$44</b>
<b>Lyle Township (Mower)</b>			
Minnesota Association of Townships	454	8.0%	36
<b>Total for Entity</b>	<b>\$454</b>		<b>\$36</b>
<b>Lynd Township (Lyon)</b>			
Minnesota Association of Townships	474	8.0%	38
<b>Total for Entity</b>	<b>\$474</b>		<b>\$38</b>
<b>Lynden Township (Stearns)</b>			
Minnesota Association of Townships	1,037	8.0%	83
<b>Total for Entity</b>	<b>\$1,037</b>		<b>\$83</b>
<b>Lynn Township (McLeod)</b>			
Minnesota Association of Townships	516	8.0%	41
<b>Total for Entity</b>	<b>\$516</b>		<b>\$41</b>
<b>Lyon County</b>			
Association of Minnesota Counties	10,840	15.6%	1,691
<b>Total for Entity</b>	<b>\$10,840</b>		<b>\$1,691</b>
<b>Lyon Soil and Water Conservation District</b>			
Minnesota Association of Soil & Water Conservation Districts	2,700	26.0%	702
<b>Total for Entity</b>	<b>\$2,700</b>		<b>\$702</b>
<b>Lyons Township (Lyon)</b>			
Minnesota Association of Townships	331	8.0%	26
<b>Total for Entity</b>	<b>\$331</b>		<b>\$26</b>
<b>Lyons Township (Wadena)</b>			
Minnesota Association of Townships	334	8.0%	27
<b>Total for Entity</b>	<b>\$334</b>		<b>\$27</b>

**Table 5**  
**2013 Lobbying Expenditures Paid With Association Dues**  
**Listed by Entity**

<b>Name of Entity (County)</b> <b>Association Name</b>	<b>Total Local Government Dues</b>	<b>Proportion of Dues Used for Lobbying</b>	<b>Total Dues Used for Lobbying</b>
<b>Lyra Township (Blue Earth)</b>			
Minnesota Association of Townships	443	8.0%	35
<b>Total for Entity</b>	<b>\$443</b>		<b>\$35</b>
<b>Macsville Township (Grant)</b>			
Minnesota Association of Townships	306	8.0%	24
<b>Total for Entity</b>	<b>\$306</b>		<b>\$24</b>
<b>Macville Township (Aitkin)</b>			
Minnesota Association of Townships	336	8.0%	27
<b>Total for Entity</b>	<b>\$336</b>		<b>\$27</b>
<b>Madelia Township (Watonwan)</b>			
Minnesota Association of Townships	453	8.0%	36
<b>Total for Entity</b>	<b>\$453</b>		<b>\$36</b>
<b>Madison Township (Lac qui Parle)</b>			
Minnesota Association of Townships	338	8.0%	27
<b>Total for Entity</b>	<b>\$338</b>		<b>\$27</b>
<b>Magnolia Township (Rock)</b>			
Minnesota Association of Townships	338	8.0%	27
<b>Total for Entity</b>	<b>\$338</b>		<b>\$27</b>
<b>Mahnomen County</b>			
Association of Minnesota Counties	4,219	15.6%	658
Minnesota Rural Counties Caucus	2,100	35.6%	748
<b>Total for Entity</b>	<b>\$6,319</b>		<b>\$1,406</b>
<b>Mahnomen Soil and Water Conservation District</b>			
Minnesota Association of Soil & Water Conservation Districts	550	26.0%	143
<b>Total for Entity</b>	<b>\$550</b>		<b>\$143</b>
<b>Mahtowa Township (Carlton)</b>			
Minnesota Association of Townships	539	8.0%	43
<b>Total for Entity</b>	<b>\$539</b>		<b>\$43</b>
<b>Maine Prairie Township (Stearns)</b>			
Minnesota Association of Townships	1,016	8.0%	81
<b>Total for Entity</b>	<b>\$1,016</b>		<b>\$81</b>

**Table 5**  
**2013 Lobbying Expenditures Paid With Association Dues**  
**Listed by Entity**

<b>Name of Entity (County)</b> <b>Association Name</b>	<b>Total Local Government Dues</b>	<b>Proportion of Dues Used for Lobbying</b>	<b>Total Dues Used for Lobbying</b>
<b>Maine Township (Otter Tail)</b>			
Minnesota Association of Townships	548	8.0%	44
<b>Total for Entity</b>	<b>\$548</b>		<b>\$44</b>
<b>Malmo Township (Aitkin)</b>			
Minnesota Association of Townships	447	8.0%	36
<b>Total for Entity</b>	<b>\$447</b>		<b>\$36</b>
<b>Malta Township (Big Stone)</b>			
Minnesota Association of Townships	304	8.0%	24
<b>Total for Entity</b>	<b>\$304</b>		<b>\$24</b>
<b>Malung Township (Roseau)</b>			
Minnesota Association of Townships	479	8.0%	38
<b>Total for Entity</b>	<b>\$479</b>		<b>\$38</b>
<b>Mamre Township (Kandiyohi)</b>			
Minnesota Association of Townships	463	8.0%	37
<b>Total for Entity</b>	<b>\$463</b>		<b>\$37</b>
<b>Manannah Township (Meeker)</b>			
Minnesota Association of Townships	532	8.0%	43
<b>Total for Entity</b>	<b>\$532</b>		<b>\$43</b>
<b>Manchester Township (Freeborn)</b>			
Minnesota Association of Townships	474	8.0%	38
<b>Total for Entity</b>	<b>\$474</b>		<b>\$38</b>
<b>Mandt Township (Chippewa)</b>			
Minnesota Association of Townships	320	8.0%	26
<b>Total for Entity</b>	<b>\$320</b>		<b>\$26</b>
<b>Manfred Township (Lac qui Parle)</b>			
Minnesota Association of Townships	301	8.0%	24
<b>Total for Entity</b>	<b>\$301</b>		<b>\$24</b>
<b>Mankato Township (Blue Earth)</b>			
Minnesota Association of Townships	1,036	8.0%	83
<b>Total for Entity</b>	<b>\$1,036</b>		<b>\$83</b>

**Table 5**  
**2013 Lobbying Expenditures Paid With Association Dues**  
**Listed by Entity**

<b>Name of Entity (County)</b> <b>Association Name</b>	<b>Total Local Government Dues</b>	<b>Proportion of Dues Used for Lobbying</b>	<b>Total Dues Used for Lobbying</b>
<b>Mansfield Township (Freeborn)</b>			
Minnesota Association of Townships	345	8.0%	28
<b>Total for Entity</b>	<b>\$345</b>		<b>\$28</b>
<b>Manston Township (Wilkin)</b>			
Minnesota Association of Townships	285	8.0%	23
<b>Total for Entity</b>	<b>\$285</b>		<b>\$23</b>
<b>Mantorville Township (Dodge)</b>			
Minnesota Association of Townships	1,033	8.0%	83
<b>Total for Entity</b>	<b>\$1,033</b>		<b>\$83</b>
<b>Mantrap Township (Hubbard)</b>			
Minnesota Association of Townships	506	8.0%	40
<b>Total for Entity</b>	<b>\$506</b>		<b>\$40</b>
<b>Manyaska Township (Martin)</b>			
Minnesota Association of Townships	438	8.0%	35
<b>Total for Entity</b>	<b>\$438</b>		<b>\$35</b>
<b>Maple Grove Township (Becker)</b>			
Minnesota Association of Townships	485	8.0%	39
<b>Total for Entity</b>	<b>\$485</b>		<b>\$39</b>
<b>Maple Grove Township (Crow Wing)</b>			
Minnesota Association of Townships	586	8.0%	47
<b>Total for Entity</b>	<b>\$586</b>		<b>\$47</b>
<b>Maple Grove Transit</b>			
Suburban Transit Association	9,500	94.7%	8,996
<b>Total for Entity</b>	<b>\$9,500</b>		<b>\$8,996</b>
<b>Maple Lake Township (Wright)</b>			
Minnesota Association of Townships	1,072	8.0%	86
<b>Total for Entity</b>	<b>\$1,072</b>		<b>\$86</b>
<b>Maple Ridge Township (Beltrami)</b>			
Minnesota Association of Townships	304	8.0%	24
<b>Total for Entity</b>	<b>\$304</b>		<b>\$24</b>

**Table 5**  
**2013 Lobbying Expenditures Paid With Association Dues**  
**Listed by Entity**

<b>Name of Entity (County)</b> <b>Association Name</b>	<b>Total Local Government Dues</b>	<b>Proportion of Dues Used for Lobbying</b>	<b>Total Dues Used for Lobbying</b>
<b>Maple Ridge Township (Isanti)</b>			
Minnesota Association of Townships	585	8.0%	47
<b>Total for Entity</b>	<b>\$585</b>		<b>\$47</b>
<b>Maple Township (Cass)</b>			
Minnesota Association of Townships	459	8.0%	37
<b>Total for Entity</b>	<b>\$459</b>		<b>\$37</b>
<b>Mapleton Township (Blue Earth)</b>			
Minnesota Association of Townships	439	8.0%	35
<b>Total for Entity</b>	<b>\$439</b>		<b>\$35</b>
<b>Maplewood Township (Otter Tail)</b>			
Minnesota Association of Townships	440	8.0%	35
<b>Total for Entity</b>	<b>\$440</b>		<b>\$35</b>
<b>Marble Township (Lincoln)</b>			
Minnesota Association of Townships	320	8.0%	26
<b>Total for Entity</b>	<b>\$320</b>		<b>\$26</b>
<b>Marcell Township (Itasca)</b>			
Minnesota Association of Townships	491	8.0%	39
<b>Total for Entity</b>	<b>\$491</b>		<b>\$39</b>
<b>Marion Township (Olmsted)</b>			
Minnesota Association of Townships	1,589	8.0%	127
<b>Total for Entity</b>	<b>\$1,589</b>		<b>\$127</b>
<b>Marsh Creek Township (Mahnomen)</b>			
Minnesota Association of Townships	319	8.0%	26
<b>Total for Entity</b>	<b>\$319</b>		<b>\$26</b>
<b>Marsh Grove Township (Marshall)</b>			
Minnesota Association of Townships	316	8.0%	25
<b>Total for Entity</b>	<b>\$316</b>		<b>\$25</b>
<b>Marshall County</b>			
Association of Minnesota Counties	5,779	15.6%	902
Minnesota Rural Counties Caucus	2,100	35.6%	748
<b>Total for Entity</b>	<b>\$7,879</b>		<b>\$1,650</b>

**Table 5**  
**2013 Lobbying Expenditures Paid With Association Dues**  
**Listed by Entity**

<b>Name of Entity (County) Association Name</b>	<b>Total Local Government Dues</b>	<b>Proportion of Dues Used for Lobbying</b>	<b>Total Dues Used for Lobbying</b>
<b>Marshall Soil and Water Conservation District</b>			
Minnesota Association of Soil & Water Conservation Districts	1,966	26.0%	511
<b>Total for Entity</b>	<b>\$1,966</b>		<b>\$511</b>
<b>Marshall Township (Mower)</b>			
Minnesota Association of Townships	456	8.0%	36
<b>Total for Entity</b>	<b>\$456</b>		<b>\$36</b>
<b>Marshan Township (Dakota)</b>			
Minnesota Association of Townships	768	8.0%	61
<b>Total for Entity</b>	<b>\$768</b>		<b>\$61</b>
<b>Marshfield Township (Lincoln)</b>			
Minnesota Association of Townships	347	8.0%	28
<b>Total for Entity</b>	<b>\$347</b>		<b>\$28</b>
<b>Martin County</b>			
Association of Minnesota Counties	9,995	15.6%	1,559
<b>Total for Entity</b>	<b>\$9,995</b>		<b>\$1,559</b>
<b>Martin Soil and Water Conservation District</b>			
Minnesota Association of Soil & Water Conservation Districts	2,852	26.0%	742
<b>Total for Entity</b>	<b>\$2,852</b>		<b>\$742</b>
<b>Martin Township (Rock)</b>			
Minnesota Association of Townships	461	8.0%	37
<b>Total for Entity</b>	<b>\$461</b>		<b>\$37</b>
<b>Martinsburg Township (Renville)</b>			
Minnesota Association of Townships	332	8.0%	27
<b>Total for Entity</b>	<b>\$332</b>		<b>\$27</b>
<b>Mary Township (Norman)</b>			
Minnesota Association of Townships	296	8.0%	24
<b>Total for Entity</b>	<b>\$296</b>		<b>\$24</b>
<b>Marysland Township (Swift)</b>			
Minnesota Association of Townships	301	8.0%	24
<b>Total for Entity</b>	<b>\$301</b>		<b>\$24</b>



**Table 5**  
**2013 Lobbying Expenditures Paid With Association Dues**  
**Listed by Entity**

<b>Name of Entity (County)</b> <b>Association Name</b>	<b>Total Local Government Dues</b>	<b>Proportion of Dues Used for Lobbying</b>	<b>Total Dues Used for Lobbying</b>
<b>Marysville Township (Wright)</b>			
Minnesota Association of Townships	1,103	8.0%	88
<b>Total for Entity</b>	<b>\$1,103</b>		<b>\$88</b>
<b>Mason Township (Murray)</b>			
Minnesota Association of Townships	435	8.0%	35
<b>Total for Entity</b>	<b>\$435</b>		<b>\$35</b>
<b>Max Township (Itasca)</b>			
Minnesota Association of Townships	314	8.0%	25
<b>Total for Entity</b>	<b>\$314</b>		<b>\$25</b>
<b>Maxwell Township (Lac qui Parle)</b>			
Minnesota Association of Townships	327	8.0%	26
<b>Total for Entity</b>	<b>\$327</b>		<b>\$26</b>
<b>May Township (Cass)</b>			
Minnesota Association of Townships	610	8.0%	49
<b>Total for Entity</b>	<b>\$610</b>		<b>\$49</b>
<b>May Township (Washington)</b>			
Minnesota Association of Townships	1,303	8.0%	104
<b>Total for Entity</b>	<b>\$1,303</b>		<b>\$104</b>
<b>Mayfield Township (Pennington)</b>			
Minnesota Association of Townships	287	8.0%	23
<b>Total for Entity</b>	<b>\$287</b>		<b>\$23</b>
<b>Mayhew Lake Township (Benton)</b>			
Minnesota Association of Townships	607	8.0%	49
<b>Total for Entity</b>	<b>\$607</b>		<b>\$49</b>
<b>Mayville Township (Houston)</b>			
Minnesota Association of Townships	470	8.0%	38
<b>Total for Entity</b>	<b>\$470</b>		<b>\$38</b>
<b>Maywood Township (Benton)</b>			
Minnesota Association of Townships	646	8.0%	52
<b>Total for Entity</b>	<b>\$646</b>		<b>\$52</b>

**Table 5**  
**2013 Lobbying Expenditures Paid With Association Dues**  
**Listed by Entity**

<b>Name of Entity (County)</b> <b>Association Name</b>	<b>Total Local Government Dues</b>	<b>Proportion of Dues Used for Lobbying</b>	<b>Total Dues Used for Lobbying</b>
<b>Mazeppa Township (Wabasha)</b>			
Minnesota Association of Townships	568	8.0%	45
<b>Total for Entity</b>	<b>\$568</b>		<b>\$45</b>
<b>McCauleyville Township (Wilkin)</b>			
Minnesota Association of Townships	290	8.0%	23
<b>Total for Entity</b>	<b>\$290</b>		<b>\$23</b>
<b>McCrea Township (Marshall)</b>			
Minnesota Association of Townships	347	8.0%	28
<b>Total for Entity</b>	<b>\$347</b>		<b>\$28</b>
<b>McDavitt Township (Saint Louis)</b>			
Minnesota Association of Townships	486	8.0%	39
Range Association of Municipalities and Schools	400	45.0%	180
<b>Total for Entity</b>	<b>\$886</b>		<b>\$219</b>
<b>McDonaldsville Township (Norman)</b>			
Minnesota Association of Townships	326	8.0%	26
<b>Total for Entity</b>	<b>\$326</b>		<b>\$26</b>
<b>McGregor Township (Aitkin)</b>			
Minnesota Association of Townships	302	8.0%	24
<b>Total for Entity</b>	<b>\$302</b>		<b>\$24</b>
<b>McKinley Township (Cass)</b>			
Minnesota Association of Townships	312	8.0%	25
<b>Total for Entity</b>	<b>\$312</b>		<b>\$25</b>
<b>McLeod County</b>			
Association of Minnesota Counties	13,605	15.6%	2,122
Minnesota Rural Counties Caucus	2,100	35.6%	748
<b>Total for Entity</b>	<b>\$15,705</b>		<b>\$2,870</b>
<b>McLeod Soil and Water Conservation District</b>			
Minnesota Association of Soil & Water Conservation Districts	2,866	26.0%	745
<b>Total for Entity</b>	<b>\$2,866</b>		<b>\$745</b>

**Table 5**  
**2013 Lobbying Expenditures Paid With Association Dues**  
**Listed by Entity**

<b>Name of Entity (County)</b> <b>Association Name</b>	<b>Total Local Government Dues</b>	<b>Proportion of Dues Used for Lobbying</b>	<b>Total Dues Used for Lobbying</b>
<b>McPherson Township (Blue Earth)</b>			
Minnesota Association of Townships	491	8.0%	39
<b>Total for Entity</b>	<b>\$491</b>		<b>\$39</b>
<b>Meadow Brook Township (Cass)</b>			
Minnesota Association of Townships	342	8.0%	27
<b>Total for Entity</b>	<b>\$342</b>		<b>\$27</b>
<b>Meadow Township (Wadena)</b>			
Minnesota Association of Townships	338	8.0%	27
<b>Total for Entity</b>	<b>\$338</b>		<b>\$27</b>
<b>Meadowlands Township (Saint Louis)</b>			
Minnesota Association of Townships	437	8.0%	35
<b>Total for Entity</b>	<b>\$437</b>		<b>\$35</b>
<b>Meadows Township (Wilkin)</b>			
Minnesota Association of Townships	283	8.0%	23
<b>Total for Entity</b>	<b>\$283</b>		<b>\$23</b>
<b>Medford Township (Steele)</b>			
Minnesota Association of Townships	600	8.0%	48
<b>Total for Entity</b>	<b>\$600</b>		<b>\$48</b>
<b>Medo Township (Blue Earth)</b>			
Minnesota Association of Townships	457	8.0%	37
<b>Total for Entity</b>	<b>\$457</b>		<b>\$37</b>
<b>Meeker County</b>			
Association of Minnesota Counties	10,522	15.6%	1,641
<b>Total for Entity</b>	<b>\$10,522</b>		<b>\$1,641</b>
<b>Meeker Soil and Water Conservation District</b>			
Minnesota Association of Soil & Water Conservation Districts	2,686	26.0%	698
<b>Total for Entity</b>	<b>\$2,686</b>		<b>\$698</b>
<b>Mehurin Township (Lac qui Parle)</b>			
Minnesota Association of Townships	294	8.0%	24
<b>Total for Entity</b>	<b>\$294</b>		<b>\$24</b>

**Table 5**  
**2013 Lobbying Expenditures Paid With Association Dues**  
**Listed by Entity**

<b>Name of Entity (County)</b> <b>Association Name</b>	<b>Total Local Government Dues</b>	<b>Proportion of Dues Used for Lobbying</b>	<b>Total Dues Used for Lobbying</b>
<b>Melrose Township (Stearns)</b>			
Minnesota Association of Townships	583	8.0%	47
<b>Total for Entity</b>	<b>\$583</b>		<b>\$47</b>
<b>Melville Township (Renville)</b>			
Minnesota Association of Townships	341	8.0%	27
<b>Total for Entity</b>	<b>\$341</b>		<b>\$27</b>
<b>Meriden Township (Steele)</b>			
Minnesota Association of Townships	540	8.0%	43
<b>Total for Entity</b>	<b>\$540</b>		<b>\$43</b>
<b>Merton Township (Steele)</b>			
Minnesota Association of Townships	450	8.0%	36
<b>Total for Entity</b>	<b>\$450</b>		<b>\$36</b>
<b>Metropolitan Council</b>			
League of Minnesota Cities	1,611	10.5%	169
<b>Total for Entity</b>	<b>\$1,611</b>		<b>\$169</b>
<b>Metropolitan Mosquito Control District</b>			
League of Minnesota Cities	1,611	10.5%	169
<b>Total for Entity</b>	<b>\$1,611</b>		<b>\$169</b>
<b>Mickinock Township (Roseau)</b>			
Minnesota Association of Townships	437	8.0%	35
<b>Total for Entity</b>	<b>\$437</b>		<b>\$35</b>
<b>Middle Fork Crow River Watershed District</b>			
League of Minnesota Cities	1,611	10.5%	169
Minnesota Association of Watershed Districts	2,155	28.2%	608
<b>Total for Entity</b>	<b>\$3,766</b>		<b>\$777</b>
<b>Middle River Township (Marshall)</b>			
Minnesota Association of Townships	295	8.0%	24
<b>Total for Entity</b>	<b>\$295</b>		<b>\$24</b>
<b>Middle-Snake-Tamarac Rivers Watershed District</b>			
Minnesota Association of Watershed Districts	2,202	28.2%	621
<b>Total for Entity</b>	<b>\$2,202</b>		<b>\$621</b>

**Table 5**  
**2013 Lobbying Expenditures Paid With Association Dues**  
**Listed by Entity**

<b>Name of Entity (County)</b> <b>Association Name</b>	<b>Total Local Government Dues</b>	<b>Proportion of Dues Used for Lobbying</b>	<b>Total Dues Used for Lobbying</b>
<b>Middletown Township (Jackson)</b>			
Minnesota Association of Townships	342	8.0%	27
<b>Total for Entity</b>	<b>\$342</b>		<b>\$27</b>
<b>Middleville Township (Wright)</b>			
Minnesota Association of Townships	644	8.0%	52
<b>Total for Entity</b>	<b>\$644</b>		<b>\$52</b>
<b>Mid-Minnesota Development Commission</b>			
League of Minnesota Cities	1,611	10.5%	169
<b>Total for Entity</b>	<b>\$1,611</b>		<b>\$169</b>
<b>Midway Township (Cottonwood)</b>			
Minnesota Association of Townships	341	8.0%	27
<b>Total for Entity</b>	<b>\$341</b>		<b>\$27</b>
<b>Midway Township (Saint Louis)</b>			
Minnesota Association of Townships	857	8.0%	69
<b>Total for Entity</b>	<b>\$857</b>		<b>\$69</b>
<b>Milaca Township (Mille Lacs)</b>			
Minnesota Association of Townships	925	8.0%	74
<b>Total for Entity</b>	<b>\$925</b>		<b>\$74</b>
<b>Milford Township (Brown)</b>			
Minnesota Association of Townships	561	8.0%	45
<b>Total for Entity</b>	<b>\$561</b>		<b>\$45</b>
<b>Mille Lacs County</b>			
Association of Minnesota Counties	10,777	15.6%	1,681
Minnesota Rural Counties Caucus	2,100	35.6%	748
<b>Total for Entity</b>	<b>\$12,877</b>		<b>\$2,429</b>
<b>Mille Lacs Soil and Water Conservation District</b>			
Minnesota Association of Soil & Water Conservation Districts	2,618	26.0%	681
<b>Total for Entity</b>	<b>\$2,618</b>		<b>\$681</b>
<b>Millerville Township (Douglas)</b>			
Minnesota Association of Townships	445	8.0%	36
<b>Total for Entity</b>	<b>\$445</b>		<b>\$36</b>

**Table 5**  
**2013 Lobbying Expenditures Paid With Association Dues**  
**Listed by Entity**

<b>Name of Entity (County)</b> <b>Association Name</b>	<b>Total Local Government Dues</b>	<b>Proportion of Dues Used for Lobbying</b>	<b>Total Dues Used for Lobbying</b>
<b>Millward Township (Aitkin)</b>			
Minnesota Association of Townships	293	8.0%	23
<b>Total for Entity</b>	<b>\$293</b>		<b>\$23</b>
<b>Millwood Township (Stearns)</b>			
Minnesota Association of Townships	654	8.0%	52
<b>Total for Entity</b>	<b>\$654</b>		<b>\$52</b>
<b>Milo Township (Mille Lacs)</b>			
Minnesota Association of Townships	856	8.0%	68
<b>Total for Entity</b>	<b>\$856</b>		<b>\$68</b>
<b>Milton Township (Dodge)</b>			
Minnesota Association of Townships	576	8.0%	46
<b>Total for Entity</b>	<b>\$576</b>		<b>\$46</b>
<b>Miltona Township (Douglas)</b>			
Minnesota Association of Townships	596	8.0%	48
<b>Total for Entity</b>	<b>\$596</b>		<b>\$48</b>
<b>Minden Township (Benton)</b>			
Minnesota Association of Townships	944	8.0%	76
<b>Total for Entity</b>	<b>\$944</b>		<b>\$76</b>
<b>Minerva Township (Clearwater)</b>			
Minnesota Association of Townships	424	8.0%	34
<b>Total for Entity</b>	<b>\$424</b>		<b>\$34</b>
<b>Minnehaha Creek Watershed District</b>			
League of Minnesota Cities	1,611	10.5%	169
Minnesota Association of Watershed Districts	3,500	28.2%	987
<b>Total for Entity</b>	<b>\$5,111</b>		<b>\$1,156</b>
<b>Minneiska Township (Wabasha)</b>			
Minnesota Association of Townships	329	8.0%	26
<b>Total for Entity</b>	<b>\$329</b>		<b>\$26</b>
<b>Minneola Township (Goodhue)</b>			
Minnesota Association of Townships	540	8.0%	43
<b>Total for Entity</b>	<b>\$540</b>		<b>\$43</b>

**Table 5**  
**2013 Lobbying Expenditures Paid With Association Dues**  
**Listed by Entity**

<b>Name of Entity (County)</b> <b>Association Name</b>	<b>Total Local Government Dues</b>	<b>Proportion of Dues Used for Lobbying</b>	<b>Total Dues Used for Lobbying</b>
<b>Minneota Township (Jackson)</b>			
Minnesota Association of Townships	421	8.0%	34
<b>Total for Entity</b>	<b>\$421</b>		<b>\$34</b>
<b>Minnesota Falls Township (Yellow Medicine)</b>			
Minnesota Association of Townships	476	8.0%	38
<b>Total for Entity</b>	<b>\$476</b>		<b>\$38</b>
<b>Minnesota Lake Township (Faribault)</b>			
Minnesota Association of Townships	330	8.0%	26
<b>Total for Entity</b>	<b>\$330</b>		<b>\$26</b>
<b>Minnesota Valley Transit Association</b>			
Suburban Transit Association	34,854	94.7%	33,007
<b>Total for Entity</b>	<b>\$34,854</b>		<b>\$33,007</b>
<b>Minnewaska Township (Pope)</b>			
Minnesota Association of Townships	499	8.0%	40
<b>Total for Entity</b>	<b>\$499</b>		<b>\$40</b>
<b>Minnie Township (Beltrami)</b>			
Minnesota Association of Townships	278	8.0%	22
<b>Total for Entity</b>	<b>\$278</b>		<b>\$22</b>
<b>Mission Creek Township (Pine)</b>			
Minnesota Association of Townships	543	8.0%	43
<b>Total for Entity</b>	<b>\$543</b>		<b>\$43</b>
<b>Mission Township (Crow Wing)</b>			
Minnesota Association of Townships	602	8.0%	48
<b>Total for Entity</b>	<b>\$602</b>		<b>\$48</b>
<b>Mississippi Watershed Management Organization</b>			
League of Minnesota Cities	1,611	10.5%	169
<b>Total for Entity</b>	<b>\$1,611</b>		<b>\$169</b>
<b>Mitchell Township (Wilkin)</b>			
Minnesota Association of Townships	298	8.0%	24
<b>Total for Entity</b>	<b>\$298</b>		<b>\$24</b>

**Table 5**  
**2013 Lobbying Expenditures Paid With Association Dues**  
**Listed by Entity**

<b>Name of Entity (County)</b> <b>Association Name</b>	<b>Total Local Government Dues</b>	<b>Proportion of Dues Used for Lobbying</b>	<b>Total Dues Used for Lobbying</b>
<b>Moe Township (Douglas)</b>			
Minnesota Association of Townships	590	8.0%	47
<b>Total for Entity</b>	<b>\$590</b>		<b>\$47</b>
<b>Moland Township (Clay)</b>			
Minnesota Association of Townships	437	8.0%	35
<b>Total for Entity</b>	<b>\$437</b>		<b>\$35</b>
<b>Moltke Township (Sibley)</b>			
Minnesota Association of Townships	427	8.0%	34
<b>Total for Entity</b>	<b>\$427</b>		<b>\$34</b>
<b>Money Creek Township (Houston)</b>			
Minnesota Association of Townships	533	8.0%	43
<b>Total for Entity</b>	<b>\$533</b>		<b>\$43</b>
<b>Monroe Township (Lyon)</b>			
Minnesota Association of Townships	334	8.0%	27
<b>Total for Entity</b>	<b>\$334</b>		<b>\$27</b>
<b>Monson Township (Traverse)</b>			
Minnesota Association of Townships	311	8.0%	25
<b>Total for Entity</b>	<b>\$311</b>		<b>\$25</b>
<b>Montgomery Township (Le Sueur)</b>			
Minnesota Association of Townships	553	8.0%	44
<b>Total for Entity</b>	<b>\$553</b>		<b>\$44</b>
<b>Monticello Township (Wright)</b>			
Minnesota Association of Townships	1,438	8.0%	115
<b>Total for Entity</b>	<b>\$1,438</b>		<b>\$115</b>
<b>Moonshine Township (Big Stone)</b>			
Minnesota Association of Townships	303	8.0%	24
<b>Total for Entity</b>	<b>\$303</b>		<b>\$24</b>
<b>Moore Township (Stevens)</b>			
Minnesota Association of Townships	347	8.0%	28
<b>Total for Entity</b>	<b>\$347</b>		<b>\$28</b>



**Table 5**  
**2013 Lobbying Expenditures Paid With Association Dues**  
**Listed by Entity**

<b>Name of Entity (County)</b> <b>Association Name</b>	<b>Total Local Government Dues</b>	<b>Proportion of Dues Used for Lobbying</b>	<b>Total Dues Used for Lobbying</b>
<b>Moorhead Township (Clay)</b>			
Minnesota Association of Townships	324	8.0%	26
<b>Total for Entity</b>	<b>\$324</b>		<b>\$26</b>
<b>Moose Creek Township (Clearwater)</b>			
Minnesota Association of Townships	345	8.0%	28
<b>Total for Entity</b>	<b>\$345</b>		<b>\$28</b>
<b>Moose Lake Township (Beltrami)</b>			
Minnesota Association of Townships	343	8.0%	27
<b>Total for Entity</b>	<b>\$343</b>		<b>\$27</b>
<b>Moose Lake Township (Carlton)</b>			
Minnesota Association of Townships	750	8.0%	60
<b>Total for Entity</b>	<b>\$750</b>		<b>\$60</b>
<b>Moose Lake Township (Cass)</b>			
Minnesota Association of Townships	304	8.0%	24
<b>Total for Entity</b>	<b>\$304</b>		<b>\$24</b>
<b>Moose Lake-Windemere Area Sanitary Sewer District</b>			
League of Minnesota Cities	1,611	10.5%	169
<b>Total for Entity</b>	<b>\$1,611</b>		<b>\$169</b>
<b>Moose Park Township (Itasca)</b>			
Minnesota Association of Townships	292	8.0%	23
<b>Total for Entity</b>	<b>\$292</b>		<b>\$23</b>
<b>Moose River Township (Marshall)</b>			
Minnesota Association of Townships	278	8.0%	22
<b>Total for Entity</b>	<b>\$278</b>		<b>\$22</b>
<b>Moose Township (Roseau)</b>			
Minnesota Association of Townships	307	8.0%	25
<b>Total for Entity</b>	<b>\$307</b>		<b>\$25</b>
<b>Moran Township (Todd)</b>			
Minnesota Association of Townships	502	8.0%	40
<b>Total for Entity</b>	<b>\$502</b>		<b>\$40</b>

**Table 5**  
**2013 Lobbying Expenditures Paid With Association Dues**  
**Listed by Entity**

<b>Name of Entity (County)</b> <b>Association Name</b>	<b>Total Local Government Dues</b>	<b>Proportion of Dues Used for Lobbying</b>	<b>Total Dues Used for Lobbying</b>
<b>Moranville Township (Roseau)</b>			
Minnesota Association of Townships	624	8.0%	50
<b>Total for Entity</b>	<b>\$624</b>		<b>\$50</b>
<b>Morcom Township (Saint Louis)</b>			
Minnesota Association of Townships	300	8.0%	24
<b>Total for Entity</b>	<b>\$300</b>		<b>\$24</b>
<b>Morgan Township (Redwood)</b>			
Minnesota Association of Townships	421	8.0%	34
<b>Total for Entity</b>	<b>\$421</b>		<b>\$34</b>
<b>Morken Township (Clay)</b>			
Minnesota Association of Townships	319	8.0%	26
<b>Total for Entity</b>	<b>\$319</b>		<b>\$26</b>
<b>Morrill Township (Morrison)</b>			
Minnesota Association of Townships	564	8.0%	45
<b>Total for Entity</b>	<b>\$564</b>		<b>\$45</b>
<b>Morris Township (Stevens)</b>			
Minnesota Association of Townships	465	8.0%	37
<b>Total for Entity</b>	<b>\$465</b>		<b>\$37</b>
<b>Morrison County</b>			
Association of Minnesota Counties	12,753	15.6%	1,989
Minnesota Rural Counties Caucus	525	35.6%	187
<b>Total for Entity</b>	<b>\$13,278</b>		<b>\$2,176</b>
<b>Morrison Soil and Water Conservation District</b>			
Minnesota Association of Soil & Water Conservation Districts	2,866	26.0%	745
<b>Total for Entity</b>	<b>\$2,866</b>		<b>\$745</b>
<b>Morrison Township (Aitkin)</b>			
Minnesota Association of Townships	336	8.0%	27
<b>Total for Entity</b>	<b>\$336</b>		<b>\$27</b>
<b>Morristown Township (Rice)</b>			
Minnesota Association of Townships	565	8.0%	45
<b>Total for Entity</b>	<b>\$565</b>		<b>\$45</b>

**Table 5**  
**2013 Lobbying Expenditures Paid With Association Dues**  
**Listed by Entity**

<b>Name of Entity (County)</b> <b>Association Name</b>	<b>Total Local Government Dues</b>	<b>Proportion of Dues Used for Lobbying</b>	<b>Total Dues Used for Lobbying</b>
<b>Morse Township (Itasca)</b>			
Minnesota Association of Townships	536	8.0%	43
<b>Total for Entity</b>	<b>\$536</b>		<b>\$43</b>
<b>Morse Township (Saint Louis)</b>			
Minnesota Association of Townships	799	8.0%	64
Range Association of Municipalities and Schools	400	45.0%	180
<b>Total for Entity</b>	<b>\$1,199</b>		<b>\$244</b>
<b>Moscow Township (Freeborn)</b>			
Minnesota Association of Townships	511	8.0%	41
<b>Total for Entity</b>	<b>\$511</b>		<b>\$41</b>
<b>Motley Township (Morrison)</b>			
Minnesota Association of Townships	336	8.0%	27
<b>Total for Entity</b>	<b>\$336</b>		<b>\$27</b>
<b>Moulton Township (Murray)</b>			
Minnesota Association of Townships	335	8.0%	27
<b>Total for Entity</b>	<b>\$335</b>		<b>\$27</b>
<b>Mound Prairie Township (Houston)</b>			
Minnesota Association of Townships	532	8.0%	43
<b>Total for Entity</b>	<b>\$532</b>		<b>\$43</b>
<b>Mound Township (Rock)</b>			
Minnesota Association of Townships	350	8.0%	28
<b>Total for Entity</b>	<b>\$350</b>		<b>\$28</b>
<b>Mount Morris Township (Morrison)</b>			
Minnesota Association of Townships	299	8.0%	24
<b>Total for Entity</b>	<b>\$299</b>		<b>\$24</b>
<b>Mount Pleasant Township (Wabasha)</b>			
Minnesota Association of Townships	483	8.0%	39
<b>Total for Entity</b>	<b>\$483</b>		<b>\$39</b>
<b>Mount Vernon Township (Winona)</b>			
Minnesota Association of Townships	426	8.0%	34
<b>Total for Entity</b>	<b>\$426</b>		<b>\$34</b>

**Table 5**  
**2013 Lobbying Expenditures Paid With Association Dues**  
**Listed by Entity**

<b>Name of Entity (County)</b> <b>Association Name</b>	<b>Total Local Government Dues</b>	<b>Proportion of Dues Used for Lobbying</b>	<b>Total Dues Used for Lobbying</b>
<b>Mountain Lake Township (Cottonwood)</b>			
Minnesota Association of Townships	463	8.0%	37
<b>Total for Entity</b>	<b>\$463</b>		<b>\$37</b>
<b>Mower County</b>			
Association of Minnesota Counties	13,853	15.6%	2,161
<b>Total for Entity</b>	<b>\$13,853</b>		<b>\$2,161</b>
<b>Mower County Soil and Water Conservation District</b>			
Minnesota Association of Soil & Water Conservation Districts	2,866	26.0%	745
<b>Total for Entity</b>	<b>\$2,866</b>		<b>\$745</b>
<b>Moyer Township (Swift)</b>			
Minnesota Association of Townships	298	8.0%	24
<b>Total for Entity</b>	<b>\$298</b>		<b>\$24</b>
<b>Moylan Township (Marshall)</b>			
Minnesota Association of Townships	301	8.0%	24
<b>Total for Entity</b>	<b>\$301</b>		<b>\$24</b>
<b>Mudgett Township (Mille Lacs)</b>			
Minnesota Association of Townships	298	8.0%	24
<b>Total for Entity</b>	<b>\$298</b>		<b>\$24</b>
<b>Mulligan Township (Brown)</b>			
Minnesota Association of Townships	340	8.0%	27
<b>Total for Entity</b>	<b>\$340</b>		<b>\$27</b>
<b>Munch Township (Pine)</b>			
Minnesota Association of Townships	439	8.0%	35
<b>Total for Entity</b>	<b>\$439</b>		<b>\$35</b>
<b>Munson Township (Stearns)</b>			
Minnesota Association of Townships	883	8.0%	71
<b>Total for Entity</b>	<b>\$883</b>		<b>\$71</b>
<b>Murray County</b>			
Association of Minnesota Counties	6,536	15.6%	1,020
<b>Total for Entity</b>	<b>\$6,536</b>		<b>\$1,020</b>

**Table 5**  
**2013 Lobbying Expenditures Paid With Association Dues**  
**Listed by Entity**

<b>Name of Entity (County) Association Name</b>	<b>Total Local Government Dues</b>	<b>Proportion of Dues Used for Lobbying</b>	<b>Total Dues Used for Lobbying</b>
<b>Murray Soil and Water Conservation District</b>			
Minnesota Association of Soil & Water Conservation Districts	1,966	26.0%	511
<b>Total for Entity</b>	<b>\$1,966</b>		<b>\$511</b>
<b>Murray Township (Murray)</b>			
Minnesota Association of Townships	325	8.0%	26
<b>Total for Entity</b>	<b>\$325</b>		<b>\$26</b>
<b>Nashville Township (Martin)</b>			
Minnesota Association of Townships	333	8.0%	27
<b>Total for Entity</b>	<b>\$333</b>		<b>\$27</b>
<b>Nashwauk Township (Itasca)</b>			
League of Minnesota Cities	779	10.5%	82
Minnesota Association of Townships	560	8.0%	45
Range Association of Municipalities and Schools	350	45.0%	158
<b>Total for Entity</b>	<b>\$1,689</b>		<b>\$285</b>
<b>National Joint Powers Alliance</b>			
Minnesota Rural Education Association	1,600	38.2%	611
<b>Total for Entity</b>	<b>\$1,600</b>		<b>\$611</b>
<b>Nebish Township (Beltrami)</b>			
Minnesota Association of Townships	433	8.0%	35
<b>Total for Entity</b>	<b>\$433</b>		<b>\$35</b>
<b>Nelson Park Township (Marshall)</b>			
Minnesota Association of Townships	310	8.0%	25
<b>Total for Entity</b>	<b>\$310</b>		<b>\$25</b>
<b>Nelson Township (Watonwan)</b>			
Minnesota Association of Townships	432	8.0%	35
<b>Total for Entity</b>	<b>\$432</b>		<b>\$35</b>
<b>Nereson Township (Roseau)</b>			
Minnesota Association of Townships	289	8.0%	23
<b>Total for Entity</b>	<b>\$289</b>		<b>\$23</b>

**Table 5**  
**2013 Lobbying Expenditures Paid With Association Dues**  
**Listed by Entity**

<b>Name of Entity (County)</b> <b>Association Name</b>	<b>Total Local Government Dues</b>	<b>Proportion of Dues Used for Lobbying</b>	<b>Total Dues Used for Lobbying</b>
<b>Nesbit Township (Polk)</b>			
Minnesota Association of Townships	301	8.0%	24
<b>Total for Entity</b>	<b>\$301</b>		<b>\$24</b>
<b>Ness Township (Saint Louis)</b>			
Minnesota Association of Townships	290	8.0%	23
<b>Total for Entity</b>	<b>\$290</b>		<b>\$23</b>
<b>Nessel Township (Chisago)</b>			
Minnesota Association of Townships	1,038	8.0%	83
<b>Total for Entity</b>	<b>\$1,038</b>		<b>\$83</b>
<b>Nevada Township (Mower)</b>			
Minnesota Association of Townships	449	8.0%	36
<b>Total for Entity</b>	<b>\$449</b>		<b>\$36</b>
<b>Nevis Township (Hubbard)</b>			
Minnesota Association of Townships	734	8.0%	59
<b>Total for Entity</b>	<b>\$734</b>		<b>\$59</b>
<b>New Auburn Township (Sibley)</b>			
Minnesota Association of Townships	472	8.0%	38
<b>Total for Entity</b>	<b>\$472</b>		<b>\$38</b>
<b>New Avon Township (Redwood)</b>			
Minnesota Association of Townships	329	8.0%	26
<b>Total for Entity</b>	<b>\$329</b>		<b>\$26</b>
<b>New Dosey Township (Pine)</b>			
Minnesota Association of Townships	294	8.0%	24
<b>Total for Entity</b>	<b>\$294</b>		<b>\$24</b>
<b>New Folden Township (Marshall)</b>			
Minnesota Association of Townships	344	8.0%	28
<b>Total for Entity</b>	<b>\$344</b>		<b>\$28</b>
<b>New Hartford Township (Winona)</b>			
Minnesota Association of Townships	623	8.0%	50
<b>Total for Entity</b>	<b>\$623</b>		<b>\$50</b>

**Table 5**  
**2013 Lobbying Expenditures Paid With Association Dues**  
**Listed by Entity**

<b>Name of Entity (County)</b> <b>Association Name</b>	<b>Total Local Government Dues</b>	<b>Proportion of Dues Used for Lobbying</b>	<b>Total Dues Used for Lobbying</b>
<b>New Haven Township (Olmsted)</b>			
Minnesota Association of Townships	790	8.0%	63
<b>Total for Entity</b>	<b>\$790</b>		<b>\$63</b>
<b>New Independence Township (Saint Louis)</b>			
Minnesota Association of Townships	435	8.0%	35
<b>Total for Entity</b>	<b>\$435</b>		<b>\$35</b>
<b>New London Township (Kandiyohi)</b>			
Minnesota Association of Townships	1,346	8.0%	108
<b>Total for Entity</b>	<b>\$1,346</b>		<b>\$108</b>
<b>New Maine Township (Marshall)</b>			
Minnesota Association of Townships	335	8.0%	27
<b>Total for Entity</b>	<b>\$335</b>		<b>\$27</b>
<b>New Market Township (Scott)</b>			
Minnesota Association of Townships	1,509	8.0%	121
<b>Total for Entity</b>	<b>\$1,509</b>		<b>\$121</b>
<b>New Prairie Township (Pope)</b>			
Minnesota Association of Townships	331	8.0%	26
<b>Total for Entity</b>	<b>\$331</b>		<b>\$26</b>
<b>New Richland Township (Waseca)</b>			
Minnesota Association of Townships	483	8.0%	39
<b>Total for Entity</b>	<b>\$483</b>		<b>\$39</b>
<b>New Solum Township (Marshall)</b>			
Minnesota Association of Townships	444	8.0%	36
<b>Total for Entity</b>	<b>\$444</b>		<b>\$36</b>
<b>New Sweden Township (Nicollet)</b>			
Minnesota Association of Townships	433	8.0%	35
<b>Total for Entity</b>	<b>\$433</b>		<b>\$35</b>
<b>Newburg Township (Fillmore)</b>			
Minnesota Association of Townships	462	8.0%	37
<b>Total for Entity</b>	<b>\$462</b>		<b>\$37</b>

**Table 5**  
**2013 Lobbying Expenditures Paid With Association Dues**  
**Listed by Entity**

<b>Name of Entity (County)</b> <b>Association Name</b>	<b>Total Local Government Dues</b>	<b>Proportion of Dues Used for Lobbying</b>	<b>Total Dues Used for Lobbying</b>
<b>Newry Township (Freeborn)</b>			
Minnesota Association of Townships	483	8.0%	39
<b>Total for Entity</b>	<b>\$483</b>		<b>\$39</b>
<b>Newton Township (Otter Tail)</b>			
Minnesota Association of Townships	577	8.0%	46
<b>Total for Entity</b>	<b>\$577</b>		<b>\$46</b>
<b>Nickerson Township (Pine)</b>			
Minnesota Association of Townships	322	8.0%	26
<b>Total for Entity</b>	<b>\$322</b>		<b>\$26</b>
<b>Nicollet County</b>			
Association of Minnesota Counties	12,364	15.6%	1,929
Highway 14 Partnership	1,600	100.0%	1,600
<b>Total for Entity</b>	<b>\$13,964</b>		<b>\$3,529</b>
<b>Nicollet Soil and Water Conservation District</b>			
Minnesota Association of Soil & Water Conservation Districts	2,866	26.0%	745
<b>Total for Entity</b>	<b>\$2,866</b>		<b>\$745</b>
<b>Nicollet Township (Nicollet)</b>			
Minnesota Association of Townships	507	8.0%	41
<b>Total for Entity</b>	<b>\$507</b>		<b>\$41</b>
<b>Nidaros Township (Otter Tail)</b>			
Minnesota Association of Townships	443	8.0%	35
<b>Total for Entity</b>	<b>\$443</b>		<b>\$35</b>
<b>Nilsen Township (Wilkin)</b>			
Minnesota Association of Townships	290	8.0%	23
<b>Total for Entity</b>	<b>\$290</b>		<b>\$23</b>
<b>Nine Mile Creek Watershed District</b>			
League of Minnesota Cities	1,611	10.5%	169
Minnesota Association of Watershed Districts	3,500	28.2%	987
<b>Total for Entity</b>	<b>\$5,111</b>		<b>\$1,156</b>



**Table 5**  
**2013 Lobbying Expenditures Paid With Association Dues**  
**Listed by Entity**

<b>Name of Entity (County)</b> <b>Association Name</b>	<b>Total Local Government Dues</b>	<b>Proportion of Dues Used for Lobbying</b>	<b>Total Dues Used for Lobbying</b>
<b>Nininger Township (Dakota)</b>			
Minnesota Association of Townships	644	8.0%	52
<b>Total for Entity</b>	<b>\$644</b>		<b>\$52</b>
<b>Nobles County</b>			
Association of Minnesota Counties	9,706	15.6%	1,514
<b>Total for Entity</b>	<b>\$9,706</b>		<b>\$1,514</b>
<b>Nobles Soil and Water Conservation District</b>			
Minnesota Association of Soil & Water Conservation Districts	2,137	26.0%	556
<b>Total for Entity</b>	<b>\$2,137</b>		<b>\$556</b>
<b>Nokay Lake Township (Crow Wing)</b>			
Minnesota Association of Townships	608	8.0%	49
<b>Total for Entity</b>	<b>\$608</b>		<b>\$49</b>
<b>Nora Township (Clearwater)</b>			
Minnesota Association of Townships	481	8.0%	38
<b>Total for Entity</b>	<b>\$481</b>		<b>\$38</b>
<b>Nora Township (Pope)</b>			
Minnesota Association of Townships	335	8.0%	27
<b>Total for Entity</b>	<b>\$335</b>		<b>\$27</b>
<b>Norden Township (Pennington)</b>			
Minnesota Association of Townships	462	8.0%	37
<b>Total for Entity</b>	<b>\$462</b>		<b>\$37</b>
<b>Nordick Township (Wilkin)</b>			
Minnesota Association of Townships	298	8.0%	24
<b>Total for Entity</b>	<b>\$298</b>		<b>\$24</b>
<b>Nordland Township (Aitkin)</b>			
Minnesota Association of Townships	657	8.0%	53
<b>Total for Entity</b>	<b>\$657</b>		<b>\$53</b>
<b>Nordland Township (Lyon)</b>			
Minnesota Association of Townships	338	8.0%	27
<b>Total for Entity</b>	<b>\$338</b>		<b>\$27</b>

**Table 5**  
**2013 Lobbying Expenditures Paid With Association Dues**  
**Listed by Entity**

<b>Name of Entity (County)</b> <b>Association Name</b>	<b>Total Local Government Dues</b>	<b>Proportion of Dues Used for Lobbying</b>	<b>Total Dues Used for Lobbying</b>
<b>Nore Township (Itasca)</b>			
Minnesota Association of Townships	288	8.0%	23
<b>Total for Entity</b>	<b>\$288</b>		<b>\$23</b>
<b>Norfolk Township (Renville)</b>			
Minnesota Association of Townships	321	8.0%	26
<b>Total for Entity</b>	<b>\$321</b>		<b>\$26</b>
<b>Norman County</b>			
Association of Minnesota Counties	5,327	15.6%	831
Minnesota Rural Counties Caucus	2,100	35.6%	748
<b>Total for Entity</b>	<b>\$7,427</b>		<b>\$1,579</b>
<b>Norman County Soil and Water Conservation District</b>			
Minnesota Association of Soil & Water Conservation Districts	1,966	26.0%	511
<b>Total for Entity</b>	<b>\$1,966</b>		<b>\$511</b>
<b>Norman Township (Pine)</b>			
Minnesota Association of Townships	350	8.0%	28
<b>Total for Entity</b>	<b>\$350</b>		<b>\$28</b>
<b>Norman Township (Yellow Medicine)</b>			
Minnesota Association of Townships	423	8.0%	34
<b>Total for Entity</b>	<b>\$423</b>		<b>\$34</b>
<b>Normania Township (Yellow Medicine)</b>			
Minnesota Association of Townships	331	8.0%	26
<b>Total for Entity</b>	<b>\$331</b>		<b>\$26</b>
<b>Normanna Township (Saint Louis)</b>			
Minnesota Association of Townships	595	8.0%	48
<b>Total for Entity</b>	<b>\$595</b>		<b>\$48</b>
<b>North Branch Township (Isanti)</b>			
Minnesota Association of Townships	987	8.0%	79
<b>Total for Entity</b>	<b>\$987</b>		<b>\$79</b>

**Table 5**  
**2013 Lobbying Expenditures Paid With Association Dues**  
**Listed by Entity**

<b>Name of Entity (County)</b> <b>Association Name</b>	<b>Total Local Government Dues</b>	<b>Proportion of Dues Used for Lobbying</b>	<b>Total Dues Used for Lobbying</b>
<b>North Fork Crow River Watershed District</b>			
League of Minnesota Cities	1,611	10.5%	169
Minnesota Association of Watershed Districts	1,502	28.2%	424
<b>Total for Entity</b>	<b>\$3,113</b>		<b>\$593</b>
<b>North Fork Township (Stearns)</b>			
Minnesota Association of Townships	350	8.0%	28
<b>Total for Entity</b>	<b>\$350</b>		<b>\$28</b>
<b>North Germany Township (Wadena)</b>			
Minnesota Association of Townships	439	8.0%	35
<b>Total for Entity</b>	<b>\$439</b>		<b>\$35</b>
<b>North Hero Township (Redwood)</b>			
Minnesota Association of Townships	322	8.0%	26
<b>Total for Entity</b>	<b>\$322</b>		<b>\$26</b>
<b>North Koochiching Area Sanitary District</b>			
League of Minnesota Cities	1,611	10.5%	169
Minnesota Environmental Science & Economic Review Board	2,676	39.2%	1,049
<b>Total for Entity</b>	<b>\$4,287</b>		<b>\$1,218</b>
<b>North Ottawa Township (Grant)</b>			
Minnesota Association of Townships	286	8.0%	23
<b>Total for Entity</b>	<b>\$286</b>		<b>\$23</b>
<b>North Saint Louis Soil and Water Conservation District</b>			
Minnesota Association of Soil & Water Conservation Districts	2,866	26.0%	745
<b>Total for Entity</b>	<b>\$2,866</b>		<b>\$745</b>
<b>North Star Township (Brown)</b>			
Minnesota Association of Townships	431	8.0%	34
<b>Total for Entity</b>	<b>\$431</b>		<b>\$34</b>
<b>North Star Township (Saint Louis)</b>			
Minnesota Association of Townships	330	8.0%	26
<b>Total for Entity</b>	<b>\$330</b>		<b>\$26</b>

**Table 5**  
**2013 Lobbying Expenditures Paid With Association Dues**  
**Listed by Entity**

<b>Name of Entity (County)</b> <b>Association Name</b>	<b>Total Local Government Dues</b>	<b>Proportion of Dues Used for Lobbying</b>	<b>Total Dues Used for Lobbying</b>
<b>North Township (Pennington)</b>			
Minnesota Association of Townships	570	8.0%	46
<b>Total for Entity</b>	<b>\$570</b>		<b>\$46</b>
<b>Northeast Metro 916 Intermediate School District</b>			
Association of Metropolitan School Districts, Inc.	3,300	70.2%	2,317
Minnesota School Board Association	3,816	33.0%	1,259
<b>Total for Entity</b>	<b>\$7,116</b>		<b>\$3,576</b>
<b>Northeast Service Cooperative</b>			
Minnesota Rural Education Association	600	38.2%	229
<b>Total for Entity</b>	<b>\$600</b>		<b>\$229</b>
<b>Northern Township (Beltrami)</b>			
Minnesota Association of Townships	1,940	8.0%	155
<b>Total for Entity</b>	<b>\$1,940</b>		<b>\$155</b>
<b>Northfield Township (Rice)</b>			
Minnesota Association of Townships	609	8.0%	49
<b>Total for Entity</b>	<b>\$609</b>		<b>\$49</b>
<b>Northland Township (Polk)</b>			
Minnesota Association of Townships	320	8.0%	26
<b>Total for Entity</b>	<b>\$320</b>		<b>\$26</b>
<b>Northland Township (Saint Louis)</b>			
Minnesota Association of Townships	324	8.0%	26
<b>Total for Entity</b>	<b>\$324</b>		<b>\$26</b>
<b>Northwest Service Cooperative</b>			
Minnesota Rural Education Association	1,600	38.2%	611
<b>Total for Entity</b>	<b>\$1,600</b>		<b>\$611</b>
<b>Norton Township (Winona)</b>			
Minnesota Association of Townships	495	8.0%	40
<b>Total for Entity</b>	<b>\$495</b>		<b>\$40</b>
<b>Norway Lake Township (Kandiyohi)</b>			
Minnesota Association of Townships	427	8.0%	34
<b>Total for Entity</b>	<b>\$427</b>		<b>\$34</b>

**Table 5**  
**2013 Lobbying Expenditures Paid With Association Dues**  
**Listed by Entity**

<b>Name of Entity (County)</b> <b>Association Name</b>	<b>Total Local Government Dues</b>	<b>Proportion of Dues Used for Lobbying</b>	<b>Total Dues Used for Lobbying</b>
<b>Norway Township (Fillmore)</b>			
Minnesota Association of Townships	450	8.0%	36
<b>Total for Entity</b>	<b>\$450</b>		<b>\$36</b>
<b>Norway Township (Kittson)</b>			
Minnesota Association of Townships	299	8.0%	24
<b>Total for Entity</b>	<b>\$299</b>		<b>\$24</b>
<b>Norwegian Grove Township (Otter Tail)</b>			
Minnesota Association of Townships	437	8.0%	35
<b>Total for Entity</b>	<b>\$437</b>		<b>\$35</b>
<b>Numedal Township (Pennington)</b>			
Minnesota Association of Townships	299	8.0%	24
<b>Total for Entity</b>	<b>\$299</b>		<b>\$24</b>
<b>Nunda Township (Freeborn)</b>			
Minnesota Association of Townships	442	8.0%	35
<b>Total for Entity</b>	<b>\$442</b>		<b>\$35</b>
<b>Oak Lawn Township (Crow Wing)</b>			
Minnesota Association of Townships	985	8.0%	79
<b>Total for Entity</b>	<b>\$985</b>		<b>\$79</b>
<b>Oak Park Township (Marshall)</b>			
Minnesota Association of Townships	313	8.0%	25
<b>Total for Entity</b>	<b>\$313</b>		<b>\$25</b>
<b>Oak Township (Stearns)</b>			
Minnesota Association of Townships	532	8.0%	43
<b>Total for Entity</b>	<b>\$532</b>		<b>\$43</b>
<b>Oak Valley Township (Otter Tail)</b>			
Minnesota Association of Townships	453	8.0%	36
<b>Total for Entity</b>	<b>\$453</b>		<b>\$36</b>
<b>Oakland Township (Freeborn)</b>			
Minnesota Association of Townships	468	8.0%	37
<b>Total for Entity</b>	<b>\$468</b>		<b>\$37</b>

**Table 5**  
**2013 Lobbying Expenditures Paid With Association Dues**  
**Listed by Entity**

<b>Name of Entity (County)</b> <b>Association Name</b>	<b>Total Local Government Dues</b>	<b>Proportion of Dues Used for Lobbying</b>	<b>Total Dues Used for Lobbying</b>
<b>Oakland Township (Mahnomen)</b>			
Minnesota Association of Townships	435	8.0%	35
<b>Total for Entity</b>	<b>\$435</b>		<b>\$35</b>
<b>Oakport Township (Clay)</b>			
Minnesota Association of Townships	988	8.0%	79
<b>Total for Entity</b>	<b>\$988</b>		<b>\$79</b>
<b>Oakwood Township (Wabasha)</b>			
Minnesota Association of Townships	469	8.0%	38
<b>Total for Entity</b>	<b>\$469</b>		<b>\$38</b>
<b>O'Brien Township (Beltrami)</b>			
Minnesota Association of Townships	289	8.0%	23
<b>Total for Entity</b>	<b>\$289</b>		<b>\$23</b>
<b>Odessa Township (Big Stone)</b>			
Minnesota Association of Townships	311	8.0%	25
<b>Total for Entity</b>	<b>\$311</b>		<b>\$25</b>
<b>Odin Township (Watonwan)</b>			
Minnesota Association of Townships	324	8.0%	26
<b>Total for Entity</b>	<b>\$324</b>		<b>\$26</b>
<b>Ogema Township (Pine)</b>			
Minnesota Association of Townships	451	8.0%	36
<b>Total for Entity</b>	<b>\$451</b>		<b>\$36</b>
<b>Okabena-Ocheda Watershed District</b>			
Minnesota Association of Watershed Districts	897	28.2%	253
<b>Total for Entity</b>	<b>\$897</b>		<b>\$253</b>
<b>Olmsted County</b>			
Association of Minnesota Counties	28,369	15.6%	4,426
Highway 14 Partnership	1,600	100.0%	1,600
Minnesota Inter-County Association	33,940	50.1%	17,004
<b>Total for Entity</b>	<b>\$63,909</b>		<b>\$23,030</b>

**Table 5**  
**2013 Lobbying Expenditures Paid With Association Dues**  
**Listed by Entity**

<b>Name of Entity (County)</b> <b>Association Name</b>	<b>Total Local Government Dues</b>	<b>Proportion of Dues Used for Lobbying</b>	<b>Total Dues Used for Lobbying</b>
<b>Olmsted Soil and Water Conservation District</b>			
Minnesota Association of Soil & Water Conservation Districts	2,866	26.0%	745
<b>Total for Entity</b>	<b>\$2,866</b>		<b>\$745</b>
<b>Olney Township (Nobles)</b>			
Minnesota Association of Townships	334	8.0%	27
<b>Total for Entity</b>	<b>\$334</b>		<b>\$27</b>
<b>Omro Township (Yellow Medicine)</b>			
Minnesota Association of Townships	321	8.0%	26
<b>Total for Entity</b>	<b>\$321</b>		<b>\$26</b>
<b>Onamia Township (Mille Lacs)</b>			
Minnesota Association of Townships	522	8.0%	42
<b>Total for Entity</b>	<b>\$522</b>		<b>\$42</b>
<b>Onstad Township (Polk)</b>			
Minnesota Association of Townships	293	8.0%	23
<b>Total for Entity</b>	<b>\$293</b>		<b>\$23</b>
<b>Orange Township (Douglas)</b>			
Minnesota Association of Townships	436	8.0%	35
<b>Total for Entity</b>	<b>\$436</b>		<b>\$35</b>
<b>Orion Township (Olmsted)</b>			
Minnesota Association of Townships	533	8.0%	43
<b>Total for Entity</b>	<b>\$533</b>		<b>\$43</b>
<b>Oronoco Township (Olmsted)</b>			
Minnesota Association of Townships	1,124	8.0%	90
<b>Total for Entity</b>	<b>\$1,124</b>		<b>\$90</b>
<b>Orrock Township (Sherburne)</b>			
Minnesota Association of Townships	1,517	8.0%	121
<b>Total for Entity</b>	<b>\$1,517</b>		<b>\$121</b>
<b>Orton Township (Wadena)</b>			
Minnesota Association of Townships	335	8.0%	27
<b>Total for Entity</b>	<b>\$335</b>		<b>\$27</b>

**Table 5**  
**2013 Lobbying Expenditures Paid With Association Dues**  
**Listed by Entity**

<b>Name of Entity (County)</b> <b>Association Name</b>	<b>Total Local Government Dues</b>	<b>Proportion of Dues Used for Lobbying</b>	<b>Total Dues Used for Lobbying</b>
<b>Ortonville Township (Big Stone)</b>			
Minnesota Association of Townships	299	8.0%	24
<b>Total for Entity</b>	<b>\$299</b>		<b>\$24</b>
<b>Orwell Township (Otter Tail)</b>			
Minnesota Association of Townships	324	8.0%	26
<b>Total for Entity</b>	<b>\$324</b>		<b>\$26</b>
<b>Osage Township (Becker)</b>			
Minnesota Association of Townships	625	8.0%	50
<b>Total for Entity</b>	<b>\$625</b>		<b>\$50</b>
<b>Osakis Township (Douglas)</b>			
Minnesota Association of Townships	528	8.0%	42
<b>Total for Entity</b>	<b>\$528</b>		<b>\$42</b>
<b>Osborne Township (Pipestone)</b>			
Minnesota Association of Townships	429	8.0%	34
<b>Total for Entity</b>	<b>\$429</b>		<b>\$34</b>
<b>Oscar Township (Otter Tail)</b>			
Minnesota Association of Townships	336	8.0%	27
<b>Total for Entity</b>	<b>\$336</b>		<b>\$27</b>
<b>Osceola Township (Renville)</b>			
Minnesota Association of Townships	320	8.0%	26
<b>Total for Entity</b>	<b>\$320</b>		<b>\$26</b>
<b>Oshawa Township (Nicollet)</b>			
Minnesota Association of Townships	501	8.0%	40
<b>Total for Entity</b>	<b>\$501</b>		<b>\$40</b>
<b>Oshkosh Township (Yellow Medicine)</b>			
Minnesota Association of Townships	335	8.0%	27
<b>Total for Entity</b>	<b>\$335</b>		<b>\$27</b>
<b>Oteneagen Township (Itasca)</b>			
Minnesota Association of Townships	441	8.0%	35
<b>Total for Entity</b>	<b>\$441</b>		<b>\$35</b>



**Table 5**  
**2013 Lobbying Expenditures Paid With Association Dues**  
**Listed by Entity**

<b>Name of Entity (County)</b> <b>Association Name</b>	<b>Total Local Government Dues</b>	<b>Proportion of Dues Used for Lobbying</b>	<b>Total Dues Used for Lobbying</b>
<b>Otisco Township (Waseca)</b>			
Minnesota Association of Townships	533	8.0%	43
<b>Total for Entity</b>	<b>\$533</b>		<b>\$43</b>
<b>Otrey Township (Big Stone)</b>			
Minnesota Association of Townships	298	8.0%	24
<b>Total for Entity</b>	<b>\$298</b>		<b>\$24</b>
<b>Ottawa Township (Le Sueur)</b>			
Minnesota Association of Townships	431	8.0%	34
<b>Total for Entity</b>	<b>\$431</b>		<b>\$34</b>
<b>Otter Tail County</b>			
Association of Minnesota Counties	18,856	15.6%	2,942
Minnesota Rural Counties Caucus	2,100	35.6%	748
<b>Total for Entity</b>	<b>\$20,956</b>		<b>\$3,690</b>
<b>Otter Tail East Soil and Water Conservation District</b>			
Minnesota Association of Soil & Water Conservation Districts	2,866	26.0%	745
<b>Total for Entity</b>	<b>\$2,866</b>		<b>\$745</b>
<b>Otter Tail Peninsula Township (Cass)</b>			
Minnesota Association of Townships	497	8.0%	40
<b>Total for Entity</b>	<b>\$497</b>		<b>\$40</b>
<b>Ottertail Township (Otter Tail)</b>			
Minnesota Association of Townships	287	8.0%	23
<b>Total for Entity</b>	<b>\$287</b>		<b>\$23</b>
<b>Otto Township (Otter Tail)</b>			
Minnesota Association of Townships	518	8.0%	41
<b>Total for Entity</b>	<b>\$518</b>		<b>\$41</b>
<b>Owatonna Township (Steele)</b>			
Minnesota Association of Townships	534	8.0%	43
<b>Total for Entity</b>	<b>\$534</b>		<b>\$43</b>
<b>Owens Township (Saint Louis)</b>			
Minnesota Association of Townships	424	8.0%	34
<b>Total for Entity</b>	<b>\$424</b>		<b>\$34</b>

**Table 5**  
**2013 Lobbying Expenditures Paid With Association Dues**  
**Listed by Entity**

<b>Name of Entity (County)</b> <b>Association Name</b>	<b>Total Local Government Dues</b>	<b>Proportion of Dues Used for Lobbying</b>	<b>Total Dues Used for Lobbying</b>
<b>Oxford Township (Isanti)</b>			
Minnesota Association of Townships	629	8.0%	50
<b>Total for Entity</b>	<b>\$629</b>		<b>\$50</b>
<b>Paddock Township (Otter Tail)</b>			
Minnesota Association of Townships	452	8.0%	36
<b>Total for Entity</b>	<b>\$452</b>		<b>\$36</b>
<b>Page Township (Mille Lacs)</b>			
Minnesota Association of Townships	576	8.0%	46
<b>Total for Entity</b>	<b>\$576</b>		<b>\$46</b>
<b>Palmer Township (Sherburne)</b>			
Minnesota Association of Townships	1,166	8.0%	93
<b>Total for Entity</b>	<b>\$1,166</b>		<b>\$93</b>
<b>Palmville Township (Roseau)</b>			
Minnesota Association of Townships	282	8.0%	23
<b>Total for Entity</b>	<b>\$282</b>		<b>\$23</b>
<b>Palmyra Township (Renville)</b>			
Minnesota Association of Townships	326	8.0%	26
<b>Total for Entity</b>	<b>\$326</b>		<b>\$26</b>
<b>Park Township (Pine)</b>			
Minnesota Association of Townships	282	8.0%	23
<b>Total for Entity</b>	<b>\$282</b>		<b>\$23</b>
<b>Parke Township (Clay)</b>			
Minnesota Association of Townships	495	8.0%	40
<b>Total for Entity</b>	<b>\$495</b>		<b>\$40</b>
<b>Parker Township (Marshall)</b>			
Minnesota Association of Townships	281	8.0%	22
<b>Total for Entity</b>	<b>\$281</b>		<b>\$22</b>
<b>Parker Township (Morrison)</b>			
Minnesota Association of Townships	492	8.0%	39
<b>Total for Entity</b>	<b>\$492</b>		<b>\$39</b>

**Table 5**  
**2013 Lobbying Expenditures Paid With Association Dues**  
**Listed by Entity**

<b>Name of Entity (County)</b> <b>Association Name</b>	<b>Total Local Government Dues</b>	<b>Proportion of Dues Used for Lobbying</b>	<b>Total Dues Used for Lobbying</b>
<b>Parkers Prairie Township (Otter Tail)</b>			
Minnesota Association of Townships	451	8.0%	36
<b>Total for Entity</b>	<b>\$451</b>		<b>\$36</b>
<b>Parnell Township (Polk)</b>			
Minnesota Association of Townships	290	8.0%	23
<b>Total for Entity</b>	<b>\$290</b>		<b>\$23</b>
<b>Parnell Township (Traverse)</b>			
Minnesota Association of Townships	290	8.0%	23
<b>Total for Entity</b>	<b>\$290</b>		<b>\$23</b>
<b>Partridge Township (Pine)</b>			
Minnesota Association of Townships	544	8.0%	44
<b>Total for Entity</b>	<b>\$544</b>		<b>\$44</b>
<b>Paxton Township (Redwood)</b>			
Minnesota Association of Townships	516	8.0%	41
<b>Total for Entity</b>	<b>\$516</b>		<b>\$41</b>
<b>Paynesville Township (Stearns)</b>			
Minnesota Association of Townships	868	8.0%	69
<b>Total for Entity</b>	<b>\$868</b>		<b>\$69</b>
<b>Peace Township (Kanabec)</b>			
Minnesota Association of Townships	636	8.0%	51
<b>Total for Entity</b>	<b>\$636</b>		<b>\$51</b>
<b>Pelan Township (Kittson)</b>			
Minnesota Association of Townships	284	8.0%	23
<b>Total for Entity</b>	<b>\$284</b>		<b>\$23</b>
<b>Pelican Lake Township (Grant)</b>			
Minnesota Association of Townships	484	8.0%	39
<b>Total for Entity</b>	<b>\$484</b>		<b>\$39</b>
<b>Pelican River Watershed District</b>			
League of Minnesota Cities	1,611	10.5%	169
Minnesota Association of Watershed Districts	2,300	28.2%	649
<b>Total for Entity</b>	<b>\$3,911</b>		<b>\$818</b>

**Table 5**  
**2013 Lobbying Expenditures Paid With Association Dues**  
**Listed by Entity**

<b>Name of Entity (County)</b> <b>Association Name</b>	<b>Total Local Government Dues</b>	<b>Proportion of Dues Used for Lobbying</b>	<b>Total Dues Used for Lobbying</b>
<b>Pelican Township (Crow Wing)</b>			
Minnesota Association of Townships	485	8.0%	39
<b>Total for Entity</b>	<b>\$485</b>		<b>\$39</b>
<b>Pelican Township (Otter Tail)</b>			
Minnesota Association of Townships	538	8.0%	43
<b>Total for Entity</b>	<b>\$538</b>		<b>\$43</b>
<b>Pembina Township (Mahnomen)</b>			
Minnesota Association of Townships	566	8.0%	45
<b>Total for Entity</b>	<b>\$566</b>		<b>\$45</b>
<b>Penn Township (McLeod)</b>			
Minnesota Association of Townships	440	8.0%	35
<b>Total for Entity</b>	<b>\$440</b>		<b>\$35</b>
<b>Pennington County</b>			
Association of Minnesota Counties	6,340	15.6%	989
Minnesota Rural Counties Caucus	2,100	35.6%	748
<b>Total for Entity</b>	<b>\$8,440</b>		<b>\$1,737</b>
<b>Pennington Soil and Water Conservation District</b>			
Minnesota Association of Soil & Water Conservation Districts	1,966	26.0%	511
<b>Total for Entity</b>	<b>\$1,966</b>		<b>\$511</b>
<b>Pepin Township (Wabasha)</b>			
Minnesota Association of Townships	460	8.0%	37
<b>Total for Entity</b>	<b>\$460</b>		<b>\$37</b>
<b>Pepperton Township (Stevens)</b>			
Minnesota Association of Townships	313	8.0%	25
<b>Total for Entity</b>	<b>\$313</b>		<b>\$25</b>
<b>Pequaywan Township (Saint Louis)</b>			
Minnesota Association of Townships	311	8.0%	25
<b>Total for Entity</b>	<b>\$311</b>		<b>\$25</b>
<b>Perch Lake Township (Carlton)</b>			
Minnesota Association of Townships	743	8.0%	59
<b>Total for Entity</b>	<b>\$743</b>		<b>\$59</b>

**Table 5**  
**2013 Lobbying Expenditures Paid With Association Dues**  
**Listed by Entity**

<b>Name of Entity (County)</b> <b>Association Name</b>	<b>Total Local Government Dues</b>	<b>Proportion of Dues Used for Lobbying</b>	<b>Total Dues Used for Lobbying</b>
<b>Percy Township (Kittson)</b>			
Minnesota Association of Townships	280	8.0%	22
<b>Total for Entity</b>	<b>\$280</b>		<b>\$22</b>
<b>Perham Township (Otter Tail)</b>			
Minnesota Association of Townships	603	8.0%	48
<b>Total for Entity</b>	<b>\$603</b>		<b>\$48</b>
<b>Perry Lake Township (Crow Wing)</b>			
Minnesota Association of Townships	439	8.0%	35
<b>Total for Entity</b>	<b>\$439</b>		<b>\$35</b>
<b>Perry Township (Lac qui Parle)</b>			
Minnesota Association of Townships	302	8.0%	24
<b>Total for Entity</b>	<b>\$302</b>		<b>\$24</b>
<b>Petersburg Township (Jackson)</b>			
Minnesota Association of Townships	344	8.0%	28
<b>Total for Entity</b>	<b>\$344</b>		<b>\$28</b>
<b>Pickerel Lake Township (Freeborn)</b>			
Minnesota Association of Townships	554	8.0%	44
<b>Total for Entity</b>	<b>\$554</b>		<b>\$44</b>
<b>Pierz Township (Morrison)</b>			
Minnesota Association of Townships	512	8.0%	41
<b>Total for Entity</b>	<b>\$512</b>		<b>\$41</b>
<b>Pike Bay Township (Cass)</b>			
Minnesota Association of Townships	923	8.0%	74
<b>Total for Entity</b>	<b>\$923</b>		<b>\$74</b>
<b>Pike Creek Township (Morrison)</b>			
Minnesota Association of Townships	644	8.0%	52
<b>Total for Entity</b>	<b>\$644</b>		<b>\$52</b>
<b>Pike Township (Saint Louis)</b>			
Minnesota Association of Townships	472	8.0%	38
<b>Total for Entity</b>	<b>\$472</b>		<b>\$38</b>

**Table 5**  
**2013 Lobbying Expenditures Paid With Association Dues**  
**Listed by Entity**

<b>Name of Entity (County)</b> <b>Association Name</b>	<b>Total Local Government Dues</b>	<b>Proportion of Dues Used for Lobbying</b>	<b>Total Dues Used for Lobbying</b>
<b>Pillsbury Township (Swift)</b>			
Minnesota Association of Townships	349	8.0%	28
<b>Total for Entity</b>	<b>\$349</b>		<b>\$28</b>
<b>Pilot Grove Township (Faribault)</b>			
Minnesota Association of Townships	320	8.0%	26
<b>Total for Entity</b>	<b>\$320</b>		<b>\$26</b>
<b>Pilot Mound Township (Fillmore)</b>			
Minnesota Association of Townships	448	8.0%	36
<b>Total for Entity</b>	<b>\$448</b>		<b>\$36</b>
<b>Pine City Township (Pine)</b>			
Minnesota Association of Townships	854	8.0%	68
<b>Total for Entity</b>	<b>\$854</b>		<b>\$68</b>
<b>Pine County</b>			
Arrowhead Counties Association	2,750	80.0%	2,200
Association of Minnesota Counties	11,723	15.6%	1,829
<b>Total for Entity</b>	<b>\$14,473</b>		<b>\$4,029</b>
<b>Pine Island Township (Goodhue)</b>			
Minnesota Association of Townships	516	8.0%	41
<b>Total for Entity</b>	<b>\$516</b>		<b>\$41</b>
<b>Pine Lake Township (Cass)</b>			
Minnesota Association of Townships	336	8.0%	27
<b>Total for Entity</b>	<b>\$336</b>		<b>\$27</b>
<b>Pine Lake Township (Clearwater)</b>			
Minnesota Association of Townships	474	8.0%	38
<b>Total for Entity</b>	<b>\$474</b>		<b>\$38</b>
<b>Pine Lake Township (Otter Tail)</b>			
Minnesota Association of Townships	544	8.0%	44
<b>Total for Entity</b>	<b>\$544</b>		<b>\$44</b>
<b>Pine Lake Township (Pine)</b>			
Minnesota Association of Townships	525	8.0%	42
<b>Total for Entity</b>	<b>\$525</b>		<b>\$42</b>

**Table 5**  
**2013 Lobbying Expenditures Paid With Association Dues**  
**Listed by Entity**

<b>Name of Entity (County)</b> <b>Association Name</b>	<b>Total Local Government Dues</b>	<b>Proportion of Dues Used for Lobbying</b>	<b>Total Dues Used for Lobbying</b>
<b>Pine Point Township (Becker)</b>			
Minnesota Association of Townships	469	8.0%	38
<b>Total for Entity</b>	<b>\$469</b>		<b>\$38</b>
<b>Pine River Township (Cass)</b>			
Minnesota Association of Townships	775	8.0%	62
<b>Total for Entity</b>	<b>\$775</b>		<b>\$62</b>
<b>Pine Soil and Water Conservation District</b>			
Minnesota Association of Soil & Water Conservation Districts	2,866	26.0%	745
<b>Total for Entity</b>	<b>\$2,866</b>		<b>\$745</b>
<b>Pipestone County</b>			
Association of Minnesota Counties	5,727	15.6%	893
<b>Total for Entity</b>	<b>\$5,727</b>		<b>\$893</b>
<b>Pipestone Soil and Water Conservation District</b>			
Minnesota Association of Soil & Water Conservation Districts	1,966	26.0%	511
<b>Total for Entity</b>	<b>\$1,966</b>		<b>\$511</b>
<b>Plainview Township (Wabasha)</b>			
Minnesota Association of Townships	481	8.0%	38
<b>Total for Entity</b>	<b>\$481</b>		<b>\$38</b>
<b>Plainview-Elgin Sanitary District</b>			
League of Minnesota Cities	1,611	10.5%	169
<b>Total for Entity</b>	<b>\$1,611</b>		<b>\$169</b>
<b>Platte Lake Township (Crow Wing)</b>			
Minnesota Association of Townships	473	8.0%	38
<b>Total for Entity</b>	<b>\$473</b>		<b>\$38</b>
<b>Platte Township (Morrison)</b>			
Minnesota Association of Townships	455	8.0%	36
<b>Total for Entity</b>	<b>\$455</b>		<b>\$36</b>
<b>Pleasant Grove Township (Olmsted)</b>			
Minnesota Association of Townships	601	8.0%	48
<b>Total for Entity</b>	<b>\$601</b>		<b>\$48</b>

**Table 5**  
**2013 Lobbying Expenditures Paid With Association Dues**  
**Listed by Entity**

<b>Name of Entity (County)</b> <b>Association Name</b>	<b>Total Local Government Dues</b>	<b>Proportion of Dues Used for Lobbying</b>	<b>Total Dues Used for Lobbying</b>
<b>Pleasant Hill Township (Winona)</b>			
Minnesota Association of Townships	509	8.0%	41
<b>Total for Entity</b>	<b>\$509</b>		<b>\$41</b>
<b>Pleasant Mound Township (Blue Earth)</b>			
Minnesota Association of Townships	339	8.0%	27
<b>Total for Entity</b>	<b>\$339</b>		<b>\$27</b>
<b>Pleasant Prairie Township (Martin)</b>			
Minnesota Association of Townships	346	8.0%	28
<b>Total for Entity</b>	<b>\$346</b>		<b>\$28</b>
<b>Pleasant Valley Township (Mower)</b>			
Minnesota Association of Townships	437	8.0%	35
<b>Total for Entity</b>	<b>\$437</b>		<b>\$35</b>
<b>Pleasant View Township (Norman)</b>			
Minnesota Association of Townships	305	8.0%	24
<b>Total for Entity</b>	<b>\$305</b>		<b>\$24</b>
<b>Pliny Township (Aitkin)</b>			
Minnesota Association of Townships	303	8.0%	24
<b>Total for Entity</b>	<b>\$303</b>		<b>\$24</b>
<b>Plymouth Metrolink</b>			
Suburban Transit Association	9,500	94.7%	8,996
<b>Total for Entity</b>	<b>\$9,500</b>		<b>\$8,996</b>
<b>Pohlitz Township (Roseau)</b>			
Minnesota Association of Townships	282	8.0%	23
<b>Total for Entity</b>	<b>\$282</b>		<b>\$23</b>
<b>Pokegama Township (Pine)</b>			
Minnesota Association of Townships	1,282	8.0%	103
<b>Total for Entity</b>	<b>\$1,282</b>		<b>\$103</b>
<b>Polk Centre Township (Pennington)</b>			
Minnesota Association of Townships	298	8.0%	24
<b>Total for Entity</b>	<b>\$298</b>		<b>\$24</b>



**Table 5**  
**2013 Lobbying Expenditures Paid With Association Dues**  
**Listed by Entity**

<b>Name of Entity (County)</b> <b>Association Name</b>	<b>Total Local Government Dues</b>	<b>Proportion of Dues Used for Lobbying</b>	<b>Total Dues Used for Lobbying</b>
<b>Polk County</b>			
Association of Minnesota Counties	12,247	15.6%	1,911
Minnesota Rural Counties Caucus	2,100	35.6%	748
<b>Total for Entity</b>	<b>\$14,347</b>		<b>\$2,659</b>
<b>Polonia Township (Roseau)</b>			
Minnesota Association of Townships	281	8.0%	22
<b>Total for Entity</b>	<b>\$281</b>		<b>\$22</b>
<b>Pomme De Terre Township (Grant)</b>			
Minnesota Association of Townships	312	8.0%	25
<b>Total for Entity</b>	<b>\$312</b>		<b>\$25</b>
<b>Pomroy Township (Itasca)</b>			
Minnesota Association of Townships	283	8.0%	23
<b>Total for Entity</b>	<b>\$283</b>		<b>\$23</b>
<b>Pomroy Township (Kanabec)</b>			
Minnesota Association of Townships	477	8.0%	38
<b>Total for Entity</b>	<b>\$477</b>		<b>\$38</b>
<b>Ponto Lake Township (Cass)</b>			
Minnesota Association of Townships	492	8.0%	39
<b>Total for Entity</b>	<b>\$492</b>		<b>\$39</b>
<b>Pope County</b>			
Association of Minnesota Counties	6,780	15.6%	1,058
Minnesota Rural Counties Caucus	2,100	35.6%	748
<b>Total for Entity</b>	<b>\$8,880</b>		<b>\$1,806</b>
<b>Pope Soil and Water Conservation District</b>			
Minnesota Association of Soil & Water Conservation Districts	1,966	26.0%	511
<b>Total for Entity</b>	<b>\$1,966</b>		<b>\$511</b>
<b>Poplar Grove Township (Roseau)</b>			
Minnesota Association of Townships	296	8.0%	24
<b>Total for Entity</b>	<b>\$296</b>		<b>\$24</b>

**Table 5**  
**2013 Lobbying Expenditures Paid With Association Dues**  
**Listed by Entity**

<b>Name of Entity (County)</b> <b>Association Name</b>	<b>Total Local Government Dues</b>	<b>Proportion of Dues Used for Lobbying</b>	<b>Total Dues Used for Lobbying</b>
<b>Poplar River Township (Red Lake)</b>			
Minnesota Association of Townships	304	8.0%	24
<b>Total for Entity</b>	<b>\$304</b>		<b>\$24</b>
<b>Poplar Township (Cass)</b>			
Minnesota Association of Townships	323	8.0%	26
<b>Total for Entity</b>	<b>\$323</b>		<b>\$26</b>
<b>Popple Grove Township (Mahnomen)</b>			
Minnesota Association of Townships	315	8.0%	25
<b>Total for Entity</b>	<b>\$315</b>		<b>\$25</b>
<b>Popple Township (Clearwater)</b>			
Minnesota Association of Townships	510	8.0%	41
<b>Total for Entity</b>	<b>\$510</b>		<b>\$41</b>
<b>Poppleton Township (Kittson)</b>			
Minnesota Association of Townships	308	8.0%	25
<b>Total for Entity</b>	<b>\$308</b>		<b>\$25</b>
<b>Port Hope Township (Beltrami)</b>			
Minnesota Association of Townships	559	8.0%	45
<b>Total for Entity</b>	<b>\$559</b>		<b>\$45</b>
<b>Portage Township (Saint Louis)</b>			
Minnesota Association of Townships	324	8.0%	26
<b>Total for Entity</b>	<b>\$324</b>		<b>\$26</b>
<b>Posen Township (Yellow Medicine)</b>			
Minnesota Association of Townships	340	8.0%	27
<b>Total for Entity</b>	<b>\$340</b>		<b>\$27</b>
<b>Powers Township (Cass)</b>			
Minnesota Association of Townships	567	8.0%	45
<b>Total for Entity</b>	<b>\$567</b>		<b>\$45</b>
<b>Prairie Lake Township (Saint Louis)</b>			
Minnesota Association of Townships	286	8.0%	23
<b>Total for Entity</b>	<b>\$286</b>		<b>\$23</b>

**Table 5**  
**2013 Lobbying Expenditures Paid With Association Dues**  
**Listed by Entity**

<b>Name of Entity (County)</b> <b>Association Name</b>	<b>Total Local Government Dues</b>	<b>Proportion of Dues Used for Lobbying</b>	<b>Total Dues Used for Lobbying</b>
<b>Prairie View Township (Wilkin)</b>			
Minnesota Association of Townships	333	8.0%	27
<b>Total for Entity</b>	<b>\$333</b>		<b>\$27</b>
<b>Prairieville Township (Brown)</b>			
Minnesota Association of Townships	349	8.0%	28
<b>Total for Entity</b>	<b>\$349</b>		<b>\$28</b>
<b>Preble Township (Fillmore)</b>			
Minnesota Association of Townships	335	8.0%	27
<b>Total for Entity</b>	<b>\$335</b>		<b>\$27</b>
<b>Prescott Township (Faribault)</b>			
Minnesota Association of Townships	321	8.0%	26
<b>Total for Entity</b>	<b>\$321</b>		<b>\$26</b>
<b>Preston Lake Township (Renville)</b>			
Minnesota Association of Townships	425	8.0%	34
<b>Total for Entity</b>	<b>\$425</b>		<b>\$34</b>
<b>Preston Township (Fillmore)</b>			
Minnesota Association of Townships	455	8.0%	36
<b>Total for Entity</b>	<b>\$455</b>		<b>\$36</b>
<b>Princeton Township (Mille Lacs)</b>			
Minnesota Association of Townships	1,127	8.0%	90
<b>Total for Entity</b>	<b>\$1,127</b>		<b>\$90</b>
<b>Prior Lake-Spring Lake Watershed District</b>			
League of Minnesota Cities	1,611	10.5%	169
Minnesota Association of Watershed Districts	3,500	28.2%	987
<b>Total for Entity</b>	<b>\$5,111</b>		<b>\$1,156</b>
<b>Prior Township (Big Stone)</b>			
Minnesota Association of Townships	350	8.0%	28
<b>Total for Entity</b>	<b>\$350</b>		<b>\$28</b>
<b>Providence Township (Lac qui Parle)</b>			
Minnesota Association of Townships	323	8.0%	26
<b>Total for Entity</b>	<b>\$323</b>		<b>\$26</b>

**Table 5**  
**2013 Lobbying Expenditures Paid With Association Dues**  
**Listed by Entity**

<b>Name of Entity (County)</b> <b>Association Name</b>	<b>Total Local Government Dues</b>	<b>Proportion of Dues Used for Lobbying</b>	<b>Total Dues Used for Lobbying</b>
<b>Pulaski Township (Morrison)</b>			
Minnesota Association of Townships	435	8.0%	35
<b>Total for Entity</b>	<b>\$435</b>		<b>\$35</b>
<b>Queen Township (Polk)</b>			
Minnesota Association of Townships	338	8.0%	27
<b>Total for Entity</b>	<b>\$338</b>		<b>\$27</b>
<b>Quincy Township (Olmsted)</b>			
Minnesota Association of Townships	450	8.0%	36
<b>Total for Entity</b>	<b>\$450</b>		<b>\$36</b>
<b>Quiring Township (Beltrami)</b>			
Minnesota Association of Townships	294	8.0%	24
<b>Total for Entity</b>	<b>\$294</b>		<b>\$24</b>
<b>Rabbit Lake Township (Crow Wing)</b>			
Minnesota Association of Townships	444	8.0%	36
<b>Total for Entity</b>	<b>\$444</b>		<b>\$36</b>
<b>Racine Township (Mower)</b>			
Minnesota Association of Townships	487	8.0%	39
<b>Total for Entity</b>	<b>\$487</b>		<b>\$39</b>
<b>Ramsey County</b>			
Association of Minnesota Counties	52,394	15.6%	8,173
North Metro I-35W Corridor Coalition	20,000	93.0%	18,600
<b>Total for Entity</b>	<b>\$72,394</b>		<b>\$26,773</b>
<b>Ramsey Soil and Water Conservation District</b>			
Minnesota Association of Soil & Water Conservation Districts	2,866	26.0%	745
<b>Total for Entity</b>	<b>\$2,866</b>		<b>\$745</b>
<b>Ramsey-Washington Metro Watershed District</b>			
League of Minnesota Cities	1,611	10.5%	169
Minnesota Association of Watershed Districts	3,500	28.2%	987
<b>Total for Entity</b>	<b>\$5,111</b>		<b>\$1,156</b>

**Table 5**  
**2013 Lobbying Expenditures Paid With Association Dues**  
**Listed by Entity**

<b>Name of Entity (County)</b> <b>Association Name</b>	<b>Total Local Government Dues</b>	<b>Proportion of Dues Used for Lobbying</b>	<b>Total Dues Used for Lobbying</b>
<b>Randolph Township (Dakota)</b>			
Minnesota Association of Townships	551	8.0%	44
<b>Total for Entity</b>	<b>\$551</b>		<b>\$44</b>
<b>Ransom Township (Nobles)</b>			
Minnesota Association of Townships	343	8.0%	27
<b>Total for Entity</b>	<b>\$343</b>		<b>\$27</b>
<b>Rapidan Township (Blue Earth)</b>			
Minnesota Association of Townships	762	8.0%	61
<b>Total for Entity</b>	<b>\$762</b>		<b>\$61</b>
<b>Ravenna Township (Dakota)</b>			
Minnesota Association of Townships	1,158	8.0%	93
<b>Total for Entity</b>	<b>\$1,158</b>		<b>\$93</b>
<b>Raymond Township (Stearns)</b>			
Minnesota Association of Townships	423	8.0%	34
<b>Total for Entity</b>	<b>\$423</b>		<b>\$34</b>
<b>Red Eye Township (Wadena)</b>			
Minnesota Association of Townships	497	8.0%	40
<b>Total for Entity</b>	<b>\$497</b>		<b>\$40</b>
<b>Red Lake County</b>			
Association of Minnesota Counties	3,750	15.6%	585
Minnesota Rural Counties Caucus	2,100	35.6%	748
<b>Total for Entity</b>	<b>\$5,850</b>		<b>\$1,333</b>
<b>Red Lake Falls Township (Red Lake)</b>			
Minnesota Association of Townships	335	8.0%	27
<b>Total for Entity</b>	<b>\$335</b>		<b>\$27</b>
<b>Red Lake Soil and Water Conservation District</b>			
Minnesota Association of Soil & Water Conservation Districts	1,966	26.0%	511
<b>Total for Entity</b>	<b>\$1,966</b>		<b>\$511</b>
<b>Red Lake Watershed District</b>			
Minnesota Association of Watershed Districts	3,500	28.2%	987
<b>Total for Entity</b>	<b>\$3,500</b>		<b>\$987</b>

**Table 5**  
**2013 Lobbying Expenditures Paid With Association Dues**  
**Listed by Entity**

<b>Name of Entity (County)</b> <b>Association Name</b>	<b>Total Local Government Dues</b>	<b>Proportion of Dues Used for Lobbying</b>	<b>Total Dues Used for Lobbying</b>
<b>Red Rock Township (Mower)</b>			
Minnesota Association of Townships	579	8.0%	46
<b>Total for Entity</b>	<b>\$579</b>		<b>\$46</b>
<b>Red Wing Port Authority</b>			
Minnesota Ports Association	11,500	76.5%	8,798
<b>Total for Entity</b>	<b>\$11,500</b>		<b>\$8,798</b>
<b>Redpath Township (Traverse)</b>			
Minnesota Association of Townships	285	8.0%	23
<b>Total for Entity</b>	<b>\$285</b>		<b>\$23</b>
<b>Redwood County</b>			
Association of Minnesota Counties	8,572	15.6%	1,337
<b>Total for Entity</b>	<b>\$8,572</b>		<b>\$1,337</b>
<b>Redwood Falls Township (Redwood)</b>			
Minnesota Association of Townships	325	8.0%	26
<b>Total for Entity</b>	<b>\$325</b>		<b>\$26</b>
<b>Redwood Soil and Water Conservation District</b>			
Minnesota Association of Soil & Water Conservation Districts	2,219	26.0%	577
<b>Total for Entity</b>	<b>\$2,219</b>		<b>\$577</b>
<b>Region Nine Development Commission</b>			
League of Minnesota Cities	1,611	10.5%	169
<b>Total for Entity</b>	<b>\$1,611</b>		<b>\$169</b>
<b>Reine Township (Roseau)</b>			
Minnesota Association of Townships	299	8.0%	24
<b>Total for Entity</b>	<b>\$299</b>		<b>\$24</b>
<b>Reiner Township (Pennington)</b>			
Minnesota Association of Townships	298	8.0%	24
<b>Total for Entity</b>	<b>\$298</b>		<b>\$24</b>
<b>Reis Township (Polk)</b>			
Minnesota Association of Townships	295	8.0%	24
<b>Total for Entity</b>	<b>\$295</b>		<b>\$24</b>

**Table 5**  
**2013 Lobbying Expenditures Paid With Association Dues**  
**Listed by Entity**

<b>Name of Entity (County)</b> <b>Association Name</b>	<b>Total Local Government Dues</b>	<b>Proportion of Dues Used for Lobbying</b>	<b>Total Dues Used for Lobbying</b>
<b>Remer Township (Cass)</b>			
Minnesota Association of Townships	331	8.0%	26
<b>Total for Entity</b>	<b>\$331</b>		<b>\$26</b>
<b>Rendsville Township (Stevens)</b>			
Minnesota Association of Townships	321	8.0%	26
<b>Total for Entity</b>	<b>\$321</b>		<b>\$26</b>
<b>Reno Township (Pope)</b>			
Minnesota Association of Townships	446	8.0%	36
<b>Total for Entity</b>	<b>\$446</b>		<b>\$36</b>
<b>Renville County</b>			
Association of Minnesota Counties	9,088	15.6%	1,418
<b>Total for Entity</b>	<b>\$9,088</b>		<b>\$1,418</b>
<b>Renville Soil and Water Conservation District</b>			
Minnesota Association of Soil & Water Conservation Districts	2,397	26.0%	623
<b>Total for Entity</b>	<b>\$2,397</b>		<b>\$623</b>
<b>Resource Training and Solution</b>			
Minnesota Rural Education Association	600	38.2%	229
<b>Total for Entity</b>	<b>\$600</b>		<b>\$229</b>
<b>Reynolds Township (Todd)</b>			
Minnesota Association of Townships	550	8.0%	44
<b>Total for Entity</b>	<b>\$550</b>		<b>\$44</b>
<b>Rheiderland Township (Chippewa)</b>			
Minnesota Association of Townships	424	8.0%	34
<b>Total for Entity</b>	<b>\$424</b>		<b>\$34</b>
<b>Rhinehart Township (Polk)</b>			
Minnesota Association of Townships	314	8.0%	25
<b>Total for Entity</b>	<b>\$314</b>		<b>\$25</b>
<b>Rice County</b>			
Association of Minnesota Counties	18,594	15.6%	2,901
Minnesota Inter-County Association	15,109	50.1%	7,570
<b>Total for Entity</b>	<b>\$33,703</b>		<b>\$10,471</b>

**Table 5**  
**2013 Lobbying Expenditures Paid With Association Dues**  
**Listed by Entity**

<b>Name of Entity (County)</b> <b>Association Name</b>	<b>Total Local Government Dues</b>	<b>Proportion of Dues Used for Lobbying</b>	<b>Total Dues Used for Lobbying</b>
<b>Rice Creek Watershed District</b>			
League of Minnesota Cities	1,611	10.5%	169
Minnesota Association of Watershed Districts	3,500	28.2%	987
<b>Total for Entity</b>	<b>\$5,111</b>		<b>\$1,156</b>
<b>Rice Lake Township (Saint Louis)</b>			
Minnesota Association of Townships	1,717	8.0%	137
<b>Total for Entity</b>	<b>\$1,717</b>		<b>\$137</b>
<b>Rice River Township (Aitkin)</b>			
Minnesota Association of Townships	313	8.0%	25
<b>Total for Entity</b>	<b>\$313</b>		<b>\$25</b>
<b>Rice Soil and Water Conservation District</b>			
Minnesota Association of Soil & Water Conservation Districts	2,866	26.0%	745
<b>Total for Entity</b>	<b>\$2,866</b>		<b>\$745</b>
<b>Rice Township (Clearwater)</b>			
Minnesota Association of Townships	322	8.0%	26
<b>Total for Entity</b>	<b>\$322</b>		<b>\$26</b>
<b>Riceland Township (Freeborn)</b>			
Minnesota Association of Townships	478	8.0%	38
<b>Total for Entity</b>	<b>\$478</b>		<b>\$38</b>
<b>Riceville Township (Becker)</b>			
Minnesota Association of Townships	295	8.0%	24
<b>Total for Entity</b>	<b>\$295</b>		<b>\$24</b>
<b>Rich Prairie Sewer and Water District</b>			
League of Minnesota Cities	1,611	10.5%	169
<b>Total for Entity</b>	<b>\$1,611</b>		<b>\$169</b>
<b>Rich Valley Township (McLeod)</b>			
Minnesota Association of Townships	561	8.0%	45
<b>Total for Entity</b>	<b>\$561</b>		<b>\$45</b>
<b>Richardson Township (Morrison)</b>			
Minnesota Association of Townships	513	8.0%	41
<b>Total for Entity</b>	<b>\$513</b>		<b>\$41</b>



**Table 5**  
**2013 Lobbying Expenditures Paid With Association Dues**  
**Listed by Entity**

<b>Name of Entity (County)</b> <b>Association Name</b>	<b>Total Local Government Dues</b>	<b>Proportion of Dues Used for Lobbying</b>	<b>Total Dues Used for Lobbying</b>
<b>Richardville Township (Kittson)</b>			
Minnesota Association of Townships	303	8.0%	24
<b>Total for Entity</b>	<b>\$303</b>		<b>\$24</b>
<b>Richland Township (Rice)</b>			
Minnesota Association of Townships	472	8.0%	38
<b>Total for Entity</b>	<b>\$472</b>		<b>\$38</b>
<b>Richmond Township (Winona)</b>			
Minnesota Association of Townships	561	8.0%	45
<b>Total for Entity</b>	<b>\$561</b>		<b>\$45</b>
<b>Richwood Township (Becker)</b>			
Minnesota Association of Townships	553	8.0%	44
<b>Total for Entity</b>	<b>\$553</b>		<b>\$44</b>
<b>Ridgely Township (Nicollet)</b>			
Minnesota Association of Townships	306	8.0%	24
<b>Total for Entity</b>	<b>\$306</b>		<b>\$24</b>
<b>Riley-Purgatory-Bluff Creek Watershed District</b>			
League of Minnesota Cities	1,611	10.5%	169
Minnesota Association of Watershed Districts	3,500	28.2%	987
<b>Total for Entity</b>	<b>\$5,111</b>		<b>\$1,156</b>
<b>Ripley Township (Dodge)</b>			
Minnesota Association of Townships	332	8.0%	27
<b>Total for Entity</b>	<b>\$332</b>		<b>\$27</b>
<b>Ripley Township (Morrison)</b>			
Minnesota Association of Townships	573	8.0%	46
<b>Total for Entity</b>	<b>\$573</b>		<b>\$46</b>
<b>River Falls Township (Pennington)</b>			
Minnesota Association of Townships	328	8.0%	26
<b>Total for Entity</b>	<b>\$328</b>		<b>\$26</b>
<b>River Township (Red Lake)</b>			
Minnesota Association of Townships	291	8.0%	23
<b>Total for Entity</b>	<b>\$291</b>		<b>\$23</b>

**Table 5**  
**2013 Lobbying Expenditures Paid With Association Dues**  
**Listed by Entity**

<b>Name of Entity (County)</b> <b>Association Name</b>	<b>Total Local Government Dues</b>	<b>Proportion of Dues Used for Lobbying</b>	<b>Total Dues Used for Lobbying</b>
<b>Riverdale Township (Watonwan)</b>			
Minnesota Association of Townships	433	8.0%	35
<b>Total for Entity</b>	<b>\$433</b>		<b>\$35</b>
<b>Riverside Township (Lac qui Parle)</b>			
Minnesota Association of Townships	438	8.0%	35
<b>Total for Entity</b>	<b>\$438</b>		<b>\$35</b>
<b>Riverton Township (Clay)</b>			
Minnesota Association of Townships	483	8.0%	39
<b>Total for Entity</b>	<b>\$483</b>		<b>\$39</b>
<b>Roberts Township (Wilkin)</b>			
Minnesota Association of Townships	306	8.0%	24
<b>Total for Entity</b>	<b>\$306</b>		<b>\$24</b>
<b>Rochester Township (Olmsted)</b>			
Minnesota Association of Townships	901	8.0%	72
<b>Total for Entity</b>	<b>\$901</b>		<b>\$72</b>
<b>Rock County</b>			
Association of Minnesota Counties	6,298	15.6%	982
<b>Total for Entity</b>	<b>\$6,298</b>		<b>\$982</b>
<b>Rock Dell Township (Olmsted)</b>			
Minnesota Association of Townships	548	8.0%	44
<b>Total for Entity</b>	<b>\$548</b>		<b>\$44</b>
<b>Rock Lake Township (Lyon)</b>			
Minnesota Association of Townships	425	8.0%	34
<b>Total for Entity</b>	<b>\$425</b>		<b>\$34</b>
<b>Rock Soil and Water Conservation District</b>			
Minnesota Association of Soil & Water Conservation Districts	1,966	26.0%	511
<b>Total for Entity</b>	<b>\$1,966</b>		<b>\$511</b>
<b>Rock Township (Pipestone)</b>			
Minnesota Association of Townships	327	8.0%	26
<b>Total for Entity</b>	<b>\$327</b>		<b>\$26</b>

**Table 5**  
**2013 Lobbying Expenditures Paid With Association Dues**  
**Listed by Entity**

<b>Name of Entity (County)</b> <b>Association Name</b>	<b>Total Local Government Dues</b>	<b>Proportion of Dues Used for Lobbying</b>	<b>Total Dues Used for Lobbying</b>
<b>Rockford Township (Wright)</b>			
Minnesota Association of Townships	1,443	8.0%	115
<b>Total for Entity</b>	<b>\$1,443</b>		<b>\$115</b>
<b>Rocksbury Township (Pennington)</b>			
Minnesota Association of Townships	802	8.0%	64
<b>Total for Entity</b>	<b>\$802</b>		<b>\$64</b>
<b>Rockwell Township (Norman)</b>			
Minnesota Association of Townships	289	8.0%	23
<b>Total for Entity</b>	<b>\$289</b>		<b>\$23</b>
<b>Rockwood Township (Hubbard)</b>			
Minnesota Association of Townships	476	8.0%	38
<b>Total for Entity</b>	<b>\$476</b>		<b>\$38</b>
<b>Rockwood Township (Wadena)</b>			
Minnesota Association of Townships	463	8.0%	37
<b>Total for Entity</b>	<b>\$463</b>		<b>\$37</b>
<b>Rogers Township (Cass)</b>			
Minnesota Association of Townships	290	8.0%	23
<b>Total for Entity</b>	<b>\$290</b>		<b>\$23</b>
<b>Rolling Forks Township (Pope)</b>			
Minnesota Association of Townships	317	8.0%	25
<b>Total for Entity</b>	<b>\$317</b>		<b>\$25</b>
<b>Rolling Green Township (Martin)</b>			
Minnesota Association of Townships	423	8.0%	34
<b>Total for Entity</b>	<b>\$423</b>		<b>\$34</b>
<b>Rollingstone Township (Winona)</b>			
Minnesota Association of Townships	561	8.0%	45
<b>Total for Entity</b>	<b>\$561</b>		<b>\$45</b>
<b>Rollis Township (Marshall)</b>			
Minnesota Association of Townships	307	8.0%	25
<b>Total for Entity</b>	<b>\$307</b>		<b>\$25</b>

**Table 5**  
**2013 Lobbying Expenditures Paid With Association Dues**  
**Listed by Entity**

<b>Name of Entity (County)</b> <b>Association Name</b>	<b>Total Local Government Dues</b>	<b>Proportion of Dues Used for Lobbying</b>	<b>Total Dues Used for Lobbying</b>
<b>Rome Township (Faribault)</b>			
Minnesota Association of Townships	315	8.0%	25
<b>Total for Entity</b>	<b>\$315</b>		<b>\$25</b>
<b>Roome Township (Polk)</b>			
Minnesota Association of Townships	327	8.0%	26
<b>Total for Entity</b>	<b>\$327</b>		<b>\$26</b>
<b>Roosevelt Township (Beltrami)</b>			
Minnesota Association of Townships	344	8.0%	28
<b>Total for Entity</b>	<b>\$344</b>		<b>\$28</b>
<b>Roosevelt Township (Crow Wing)</b>			
Minnesota Association of Townships	535	8.0%	43
<b>Total for Entity</b>	<b>\$535</b>		<b>\$43</b>
<b>Root River Soil and Water Conservation District</b>			
Minnesota Association of Soil & Water Conservation Districts	2,009	26.0%	522
<b>Total for Entity</b>	<b>\$2,009</b>		<b>\$522</b>
<b>Roscoe Township (Goodhue)</b>			
Minnesota Association of Townships	574	8.0%	46
<b>Total for Entity</b>	<b>\$574</b>		<b>\$46</b>
<b>Rose Dell Township (Rock)</b>			
Minnesota Association of Townships	339	8.0%	27
<b>Total for Entity</b>	<b>\$339</b>		<b>\$27</b>
<b>Roseau County</b>			
Association of Minnesota Counties	7,233	15.6%	1,128
Minnesota Rural Counties Caucus	2,100	35.6%	748
<b>Total for Entity</b>	<b>\$9,333</b>		<b>\$1,876</b>
<b>Roseau River Watershed District</b>			
Minnesota Association of Watershed Districts	715	28.2%	202
<b>Total for Entity</b>	<b>\$715</b>		<b>\$202</b>
<b>Roseau Soil and Water Conservation District</b>			
Minnesota Association of Soil & Water Conservation Districts	1,966	26.0%	511
<b>Total for Entity</b>	<b>\$1,966</b>		<b>\$511</b>

**Table 5**  
**2013 Lobbying Expenditures Paid With Association Dues**  
**Listed by Entity**

<b>Name of Entity (County)</b> <b>Association Name</b>	<b>Total Local Government Dues</b>	<b>Proportion of Dues Used for Lobbying</b>	<b>Total Dues Used for Lobbying</b>
<b>Rosebud Township (Polk)</b>			
Minnesota Association of Townships	452	8.0%	36
<b>Total for Entity</b>	<b>\$452</b>		<b>\$36</b>
<b>Rosedale Township (Mahnomen)</b>			
Minnesota Association of Townships	313	8.0%	25
<b>Total for Entity</b>	<b>\$313</b>		<b>\$25</b>
<b>Rosehill Township (Cottonwood)</b>			
Minnesota Association of Townships	323	8.0%	26
<b>Total for Entity</b>	<b>\$323</b>		<b>\$26</b>
<b>Roseland Township (Kandiyohi)</b>			
Minnesota Association of Townships	456	8.0%	36
<b>Total for Entity</b>	<b>\$456</b>		<b>\$36</b>
<b>Rosendale Township (Watonwan)</b>			
Minnesota Association of Townships	436	8.0%	35
<b>Total for Entity</b>	<b>\$436</b>		<b>\$35</b>
<b>Roseville Township (Grant)</b>			
Minnesota Association of Townships	310	8.0%	25
<b>Total for Entity</b>	<b>\$310</b>		<b>\$25</b>
<b>Roseville Township (Kandiyohi)</b>			
Minnesota Association of Townships	538	8.0%	43
<b>Total for Entity</b>	<b>\$538</b>		<b>\$43</b>
<b>Rosewood Township (Chippewa)</b>			
Minnesota Association of Townships	452	8.0%	36
<b>Total for Entity</b>	<b>\$452</b>		<b>\$36</b>
<b>Rosing Township (Morrison)</b>			
Minnesota Association of Townships	317	8.0%	25
<b>Total for Entity</b>	<b>\$317</b>		<b>\$25</b>
<b>Ross Lake Township (Crow Wing)</b>			
Minnesota Association of Townships	325	8.0%	26
<b>Total for Entity</b>	<b>\$325</b>		<b>\$26</b>

**Table 5**  
**2013 Lobbying Expenditures Paid With Association Dues**  
**Listed by Entity**

<b>Name of Entity (County)</b> <b>Association Name</b>	<b>Total Local Government Dues</b>	<b>Proportion of Dues Used for Lobbying</b>	<b>Total Dues Used for Lobbying</b>
<b>Ross Township (Roseau)</b>			
Minnesota Association of Townships	476	8.0%	38
<b>Total for Entity</b>	<b>\$476</b>		<b>\$38</b>
<b>Rost Township (Jackson)</b>			
Minnesota Association of Townships	337	8.0%	27
<b>Total for Entity</b>	<b>\$337</b>		<b>\$27</b>
<b>Round Grove Township (McLeod)</b>			
Minnesota Association of Townships	349	8.0%	28
<b>Total for Entity</b>	<b>\$349</b>		<b>\$28</b>
<b>Round Lake Township (Becker)</b>			
Minnesota Association of Townships	330	8.0%	26
<b>Total for Entity</b>	<b>\$330</b>		<b>\$26</b>
<b>Round Lake Township (Jackson)</b>			
Minnesota Association of Townships	322	8.0%	26
<b>Total for Entity</b>	<b>\$322</b>		<b>\$26</b>
<b>Round Prairie Township (Todd)</b>			
Minnesota Association of Townships	566	8.0%	45
<b>Total for Entity</b>	<b>\$566</b>		<b>\$45</b>
<b>Royal Township (Lincoln)</b>			
Minnesota Association of Townships	330	8.0%	26
<b>Total for Entity</b>	<b>\$330</b>		<b>\$26</b>
<b>Royalton Township (Pine)</b>			
Minnesota Association of Townships	780	8.0%	62
<b>Total for Entity</b>	<b>\$780</b>		<b>\$62</b>
<b>Runeberg Township (Becker)</b>			
Minnesota Association of Townships	500	8.0%	40
<b>Total for Entity</b>	<b>\$500</b>		<b>\$40</b>
<b>Rush Lake Township (Otter Tail)</b>			
Minnesota Association of Townships	651	8.0%	52
<b>Total for Entity</b>	<b>\$651</b>		<b>\$52</b>

**Table 5**  
**2013 Lobbying Expenditures Paid With Association Dues**  
**Listed by Entity**

<b>Name of Entity (County)</b> <b>Association Name</b>	<b>Total Local Government Dues</b>	<b>Proportion of Dues Used for Lobbying</b>	<b>Total Dues Used for Lobbying</b>
<b>Rushseba Township (Chisago)</b>			
Minnesota Association of Townships	598	8.0%	48
<b>Total for Entity</b>	<b>\$598</b>		<b>\$48</b>
<b>Russia Township (Polk)</b>			
Minnesota Association of Townships	279	8.0%	22
<b>Total for Entity</b>	<b>\$279</b>		<b>\$22</b>
<b>Rutland Township (Martin)</b>			
Minnesota Association of Townships	480	8.0%	38
<b>Total for Entity</b>	<b>\$480</b>		<b>\$38</b>
<b>Sacred Heart Township (Renville)</b>			
Minnesota Association of Townships	426	8.0%	34
<b>Total for Entity</b>	<b>\$426</b>		<b>\$34</b>
<b>Sago Township (Itasca)</b>			
Minnesota Association of Townships	325	8.0%	26
<b>Total for Entity</b>	<b>\$325</b>		<b>\$26</b>
<b>Saint Charles Township (Winona)</b>			
Minnesota Association of Townships	542	8.0%	43
<b>Total for Entity</b>	<b>\$542</b>		<b>\$43</b>
<b>Saint George Township (Benton)</b>			
Minnesota Association of Townships	783	8.0%	63
<b>Total for Entity</b>	<b>\$783</b>		<b>\$63</b>
<b>Saint James Township (Watonwan)</b>			
Minnesota Association of Townships	423	8.0%	34
<b>Total for Entity</b>	<b>\$423</b>		<b>\$34</b>
<b>Saint Johns Township (Kandiyohi)</b>			
Minnesota Association of Townships	471	8.0%	38
<b>Total for Entity</b>	<b>\$471</b>		<b>\$38</b>
<b>Saint Joseph Township (Kittson)</b>			
Minnesota Association of Townships	288	8.0%	23
<b>Total for Entity</b>	<b>\$288</b>		<b>\$23</b>

**Table 5**  
**2013 Lobbying Expenditures Paid With Association Dues**  
**Listed by Entity**

<b>Name of Entity (County)</b> <b>Association Name</b>	<b>Total Local Government Dues</b>	<b>Proportion of Dues Used for Lobbying</b>	<b>Total Dues Used for Lobbying</b>
<b>Saint Joseph Township (Stearns)</b>			
Minnesota Association of Townships	1,027	8.0%	82
<b>Total for Entity</b>	<b>\$1,027</b>		<b>\$82</b>
<b>Saint Lawrence Township (Scott)</b>			
Minnesota Association of Townships	496	8.0%	40
<b>Total for Entity</b>	<b>\$496</b>		<b>\$40</b>
<b>Saint Louis County</b>			
Arrowhead Counties Association	750	80.0%	600
Association of Minnesota Counties	35,074	15.6%	5,472
Minnesota Inter-County Association	46,725	50.1%	23,409
<b>Total for Entity</b>	<b>\$82,549</b>		<b>\$29,481</b>
<b>Saint Martin Township (Stearns)</b>			
Minnesota Association of Townships	514	8.0%	41
<b>Total for Entity</b>	<b>\$514</b>		<b>\$41</b>
<b>Saint Mary Township (Waseca)</b>			
Minnesota Association of Townships	488	8.0%	39
<b>Total for Entity</b>	<b>\$488</b>		<b>\$39</b>
<b>Saint Mathias Township (Crow Wing)</b>			
Minnesota Association of Townships	539	8.0%	43
<b>Total for Entity</b>	<b>\$539</b>		<b>\$43</b>
<b>Saint Olaf Township (Otter Tail)</b>			
Minnesota Association of Townships	453	8.0%	36
<b>Total for Entity</b>	<b>\$453</b>		<b>\$36</b>
<b>Saint Paul Port Authority</b>			
Minnesota Ports Association	3,000	76.5%	2,295
<b>Total for Entity</b>	<b>\$3,000</b>		<b>\$2,295</b>
<b>Saint Vincent Township (Kittson)</b>			
Minnesota Association of Townships	288	8.0%	23
<b>Total for Entity</b>	<b>\$288</b>		<b>\$23</b>



**Table 5**  
**2013 Lobbying Expenditures Paid With Association Dues**  
**Listed by Entity**

<b>Name of Entity (County)</b> <b>Association Name</b>	<b>Total Local Government Dues</b>	<b>Proportion of Dues Used for Lobbying</b>	<b>Total Dues Used for Lobbying</b>
<b>Saint Wendel Township (Stearns)</b>			
Minnesota Association of Townships	1,097	8.0%	88
<b>Total for Entity</b>	<b>\$1,097</b>		<b>\$88</b>
<b>Salem Township (Cass)</b>			
Minnesota Association of Townships	301	8.0%	24
<b>Total for Entity</b>	<b>\$301</b>		<b>\$24</b>
<b>Salem Township (Olmsted)</b>			
Minnesota Association of Townships	760	8.0%	61
<b>Total for Entity</b>	<b>\$760</b>		<b>\$61</b>
<b>Salo Township (Aitkin)</b>			
Minnesota Association of Townships	302	8.0%	24
<b>Total for Entity</b>	<b>\$302</b>		<b>\$24</b>
<b>San Francisco Township (Carver)</b>			
Minnesota Association of Townships	606	8.0%	48
<b>Total for Entity</b>	<b>\$606</b>		<b>\$48</b>
<b>Sand Creek Township (Scott)</b>			
Minnesota Association of Townships	895	8.0%	72
<b>Total for Entity</b>	<b>\$895</b>		<b>\$72</b>
<b>Sand Hill River Watershed District</b>			
Minnesota Association of Watershed Districts	988	28.2%	279
<b>Total for Entity</b>	<b>\$988</b>		<b>\$279</b>
<b>Sand Lake Township (Itasca)</b>			
Minnesota Association of Townships	317	8.0%	25
<b>Total for Entity</b>	<b>\$317</b>		<b>\$25</b>
<b>Sanders Township (Pennington)</b>			
Minnesota Association of Townships	437	8.0%	35
<b>Total for Entity</b>	<b>\$437</b>		<b>\$35</b>
<b>Sandnes Township (Yellow Medicine)</b>			
Minnesota Association of Townships	333	8.0%	27
<b>Total for Entity</b>	<b>\$333</b>		<b>\$27</b>

**Table 5**  
**2013 Lobbying Expenditures Paid With Association Dues**  
**Listed by Entity**

<b>Name of Entity (County)</b> <b>Association Name</b>	<b>Total Local Government Dues</b>	<b>Proportion of Dues Used for Lobbying</b>	<b>Total Dues Used for Lobbying</b>
<b>Sandstone Township (Pine)</b>			
Minnesota Association of Townships	600	8.0%	48
<b>Total for Entity</b>	<b>\$600</b>		<b>\$48</b>
<b>Sandsville Township (Polk)</b>			
Minnesota Association of Townships	291	8.0%	23
<b>Total for Entity</b>	<b>\$291</b>		<b>\$23</b>
<b>Sandy Township (Saint Louis)</b>			
Minnesota Association of Townships	454	8.0%	36
<b>Total for Entity</b>	<b>\$454</b>		<b>\$36</b>
<b>Sanford Township (Grant)</b>			
Minnesota Association of Townships	318	8.0%	25
<b>Total for Entity</b>	<b>\$318</b>		<b>\$25</b>
<b>Santiago Township (Sherburne)</b>			
Minnesota Association of Townships	1,022	8.0%	82
<b>Total for Entity</b>	<b>\$1,022</b>		<b>\$82</b>
<b>Saratoga Township (Winona)</b>			
Minnesota Association of Townships	537	8.0%	43
<b>Total for Entity</b>	<b>\$537</b>		<b>\$43</b>
<b>Sargeant Township (Mower)</b>			
Minnesota Association of Townships	440	8.0%	35
<b>Total for Entity</b>	<b>\$440</b>		<b>\$35</b>
<b>Sauk Centre Township (Stearns)</b>			
Minnesota Association of Townships	762	8.0%	61
<b>Total for Entity</b>	<b>\$762</b>		<b>\$61</b>
<b>Sauk Rapids Township (Benton)</b>			
Minnesota Association of Townships	527	8.0%	42
<b>Total for Entity</b>	<b>\$527</b>		<b>\$42</b>
<b>Sauk River Watershed District</b>			
League of Minnesota Cities	1,611	10.5%	169
Minnesota Association of Watershed Districts	3,500	28.2%	987
<b>Total for Entity</b>	<b>\$5,111</b>		<b>\$1,156</b>

**Table 5**  
**2013 Lobbying Expenditures Paid With Association Dues**  
**Listed by Entity**

<b>Name of Entity (County)</b> <b>Association Name</b>	<b>Total Local Government Dues</b>	<b>Proportion of Dues Used for Lobbying</b>	<b>Total Dues Used for Lobbying</b>
<b>Savannah Township (Becker)</b>			
Minnesota Association of Townships	323	8.0%	26
<b>Total for Entity</b>	<b>\$323</b>		<b>\$26</b>
<b>Scambler Township (Otter Tail)</b>			
Minnesota Association of Townships	492	8.0%	39
<b>Total for Entity</b>	<b>\$492</b>		<b>\$39</b>
<b>Scandia Township (Polk)</b>			
Minnesota Association of Townships	293	8.0%	23
<b>Total for Entity</b>	<b>\$293</b>		<b>\$23</b>
<b>Scandia Valley Township (Morrison)</b>			
Minnesota Association of Townships	796	8.0%	64
<b>Total for Entity</b>	<b>\$796</b>		<b>\$64</b>
<b>Schoolcraft Township (Hubbard)</b>			
Minnesota Association of Townships	303	8.0%	24
<b>Total for Entity</b>	<b>\$303</b>		<b>\$24</b>
<b>Schroeder Township (Cook)</b>			
Minnesota Association of Townships	338	8.0%	27
Range Association of Municipalities and Schools	150	45.0%	68
<b>Total for Entity</b>	<b>\$488</b>		<b>\$95</b>
<b>Sciota Township (Dakota)</b>			
Minnesota Association of Townships	471	8.0%	38
<b>Total for Entity</b>	<b>\$471</b>		<b>\$38</b>
<b>Scott County</b>			
Association of Minnesota Counties	27,024	15.6%	4,216
Minnesota Inter-County Association	30,713	50.1%	15,387
<b>Total for Entity</b>	<b>\$57,737</b>		<b>\$19,603</b>
<b>Scott Soil and Water Conservation District</b>			
Minnesota Association of Soil & Water Conservation Districts	2,866	26.0%	745
<b>Total for Entity</b>	<b>\$2,866</b>		<b>\$745</b>

**Table 5**  
**2013 Lobbying Expenditures Paid With Association Dues**  
**Listed by Entity**

<b>Name of Entity (County)</b> <b>Association Name</b>	<b>Total Local Government Dues</b>	<b>Proportion of Dues Used for Lobbying</b>	<b>Total Dues Used for Lobbying</b>
<b>Scott Township (Stevens)</b>			
Minnesota Association of Townships	316	8.0%	25
<b>Total for Entity</b>	<b>\$316</b>		<b>\$25</b>
<b>Seavey Township (Aitkin)</b>			
Minnesota Association of Townships	289	8.0%	23
<b>Total for Entity</b>	<b>\$289</b>		<b>\$23</b>
<b>Seely Township (Faribault)</b>			
Minnesota Association of Townships	332	8.0%	27
<b>Total for Entity</b>	<b>\$332</b>		<b>\$27</b>
<b>Severance Township (Sibley)</b>			
Minnesota Association of Townships	349	8.0%	28
<b>Total for Entity</b>	<b>\$349</b>		<b>\$28</b>
<b>Seward Township (Nobles)</b>			
Minnesota Association of Townships	336	8.0%	27
<b>Total for Entity</b>	<b>\$336</b>		<b>\$27</b>
<b>Shafer Township (Chisago)</b>			
Minnesota Association of Townships	745	8.0%	60
<b>Total for Entity</b>	<b>\$745</b>		<b>\$60</b>
<b>Shakopee Area Transit</b>			
Suburban Transit Association	6,024	94.7%	5,705
<b>Total for Entity</b>	<b>\$6,024</b>		<b>\$5,705</b>
<b>Shamrock Township (Aitkin)</b>			
Minnesota Association of Townships	812	8.0%	65
<b>Total for Entity</b>	<b>\$812</b>		<b>\$65</b>
<b>Shaokatan Township (Lincoln)</b>			
Minnesota Association of Townships	326	8.0%	26
<b>Total for Entity</b>	<b>\$326</b>		<b>\$26</b>
<b>Sharon Township (Le Sueur)</b>			
Minnesota Association of Townships	543	8.0%	43
<b>Total for Entity</b>	<b>\$543</b>		<b>\$43</b>

**Table 5**  
**2013 Lobbying Expenditures Paid With Association Dues**  
**Listed by Entity**

<b>Name of Entity (County)</b> <b>Association Name</b>	<b>Total Local Government Dues</b>	<b>Proportion of Dues Used for Lobbying</b>	<b>Total Dues Used for Lobbying</b>
<b>Shelburne Township (Lyon)</b>			
Minnesota Association of Townships	327	8.0%	26
<b>Total for Entity</b>	<b>\$327</b>		<b>\$26</b>
<b>Shelby Township (Blue Earth)</b>			
Minnesota Association of Townships	424	8.0%	34
<b>Total for Entity</b>	<b>\$424</b>		<b>\$34</b>
<b>Sheldon Township (Houston)</b>			
Minnesota Association of Townships	425	8.0%	34
<b>Total for Entity</b>	<b>\$425</b>		<b>\$34</b>
<b>Shell Lake Township (Becker)</b>			
Minnesota Association of Townships	433	8.0%	35
<b>Total for Entity</b>	<b>\$433</b>		<b>\$35</b>
<b>Shell River Township (Wadena)</b>			
Minnesota Association of Townships	342	8.0%	27
<b>Total for Entity</b>	<b>\$342</b>		<b>\$27</b>
<b>Shell Rock River Watershed District</b>			
Minnesota Association of Watershed Districts	2,304	28.2%	650
<b>Total for Entity</b>	<b>\$2,304</b>		<b>\$650</b>
<b>Shell Rock Township (Freeborn)</b>			
Minnesota Association of Townships	477	8.0%	38
<b>Total for Entity</b>	<b>\$477</b>		<b>\$38</b>
<b>Shelly Township (Norman)</b>			
Minnesota Association of Townships	307	8.0%	25
<b>Total for Entity</b>	<b>\$307</b>		<b>\$25</b>
<b>Sherburne County</b>			
Association of Minnesota Counties	21,773	15.6%	3,397
Minnesota Inter-County Association	20,767	50.1%	10,404
<b>Total for Entity</b>	<b>\$42,540</b>		<b>\$13,801</b>
<b>Sherburne Soil and Water Conservation District</b>			
Minnesota Association of Soil & Water Conservation Districts	2,866	26.0%	745
<b>Total for Entity</b>	<b>\$2,866</b>		<b>\$745</b>

**Table 5**  
**2013 Lobbying Expenditures Paid With Association Dues**  
**Listed by Entity**

<b>Name of Entity (County)</b> <b>Association Name</b>	<b>Total Local Government Dues</b>	<b>Proportion of Dues Used for Lobbying</b>	<b>Total Dues Used for Lobbying</b>
<b>Sherburne Wright County Cable Communications Commission</b>			
League of Minnesota Cities	1,611	10.5%	169
<b>Total for Entity</b>	<b>\$1,611</b>		<b>\$169</b>
<b>Sheridan Township (Redwood)</b>			
Minnesota Association of Townships	332	8.0%	27
<b>Total for Entity</b>	<b>\$332</b>		<b>\$27</b>
<b>Sherman Township (Redwood)</b>			
Minnesota Association of Townships	458	8.0%	37
<b>Total for Entity</b>	<b>\$458</b>		<b>\$37</b>
<b>Shetek Area Sewer &amp; Water Commission</b>			
League of Minnesota Cities	1,074	10.5%	113
<b>Total for Entity</b>	<b>\$1,074</b>		<b>\$113</b>
<b>Shetek Township (Murray)</b>			
Minnesota Association of Townships	433	8.0%	35
<b>Total for Entity</b>	<b>\$433</b>		<b>\$35</b>
<b>Shevlin Township (Clearwater)</b>			
Minnesota Association of Townships	486	8.0%	39
<b>Total for Entity</b>	<b>\$486</b>		<b>\$39</b>
<b>Shible Township (Swift)</b>			
Minnesota Association of Townships	309	8.0%	25
<b>Total for Entity</b>	<b>\$309</b>		<b>\$25</b>
<b>Shieldsville Township (Rice)</b>			
Minnesota Association of Townships	773	8.0%	62
<b>Total for Entity</b>	<b>\$773</b>		<b>\$62</b>
<b>Shingobee Township (Cass)</b>			
Minnesota Association of Townships	890	8.0%	71
<b>Total for Entity</b>	<b>\$890</b>		<b>\$71</b>
<b>Shooks Township (Beltrami)</b>			
Minnesota Association of Townships	331	8.0%	26
<b>Total for Entity</b>	<b>\$331</b>		<b>\$26</b>

**Table 5**  
**2013 Lobbying Expenditures Paid With Association Dues**  
**Listed by Entity**

<b>Name of Entity (County)</b> <b>Association Name</b>	<b>Total Local Government Dues</b>	<b>Proportion of Dues Used for Lobbying</b>	<b>Total Dues Used for Lobbying</b>
<b>Shorewood Park Sanitary District</b>			
League of Minnesota Cities	1,611	10.5%	169
<b>Total for Entity</b>	<b>\$1,611</b>		<b>\$169</b>
<b>Shotley Township (Beltrami)</b>			
Minnesota Association of Townships	283	8.0%	23
<b>Total for Entity</b>	<b>\$283</b>		<b>\$23</b>
<b>Sibley County</b>			
Association of Minnesota Counties	8,210	15.6%	1,281
<b>Total for Entity</b>	<b>\$8,210</b>		<b>\$1,281</b>
<b>Sibley Soil and Water Conservation District</b>			
Minnesota Association of Soil & Water Conservation Districts	2,050	26.0%	533
<b>Total for Entity</b>	<b>\$2,050</b>		<b>\$533</b>
<b>Sibley Township (Sibley)</b>			
Minnesota Association of Townships	421	8.0%	34
<b>Total for Entity</b>	<b>\$421</b>		<b>\$34</b>
<b>Sigel Township (Brown)</b>			
Minnesota Association of Townships	447	8.0%	36
<b>Total for Entity</b>	<b>\$447</b>		<b>\$36</b>
<b>Silver Brook Township (Carlton)</b>			
Minnesota Association of Townships	545	8.0%	44
<b>Total for Entity</b>	<b>\$545</b>		<b>\$44</b>
<b>Silver Creek Township (Lake)</b>			
Minnesota Association of Townships	771	8.0%	62
<b>Total for Entity</b>	<b>\$771</b>		<b>\$62</b>
<b>Silver Creek Township (Wright)</b>			
Minnesota Association of Townships	1,167	8.0%	93
<b>Total for Entity</b>	<b>\$1,167</b>		<b>\$93</b>
<b>Silver Lake Township (Martin)</b>			
Minnesota Association of Townships	506	8.0%	40
<b>Total for Entity</b>	<b>\$506</b>		<b>\$40</b>

**Table 5**  
**2013 Lobbying Expenditures Paid With Association Dues**  
**Listed by Entity**

<b>Name of Entity (County)</b> <b>Association Name</b>	<b>Total Local Government Dues</b>	<b>Proportion of Dues Used for Lobbying</b>	<b>Total Dues Used for Lobbying</b>
<b>Silver Leaf Township (Becker)</b>			
Minnesota Association of Townships	514	8.0%	41
<b>Total for Entity</b>	<b>\$514</b>		<b>\$41</b>
<b>Silver Township (Carlton)</b>			
Minnesota Association of Townships	489	8.0%	39
<b>Total for Entity</b>	<b>\$489</b>		<b>\$39</b>
<b>Silverton Township (Pennington)</b>			
Minnesota Association of Townships	331	8.0%	26
<b>Total for Entity</b>	<b>\$331</b>		<b>\$26</b>
<b>Sinclair Township (Clearwater)</b>			
Minnesota Association of Townships	323	8.0%	26
<b>Total for Entity</b>	<b>\$323</b>		<b>\$26</b>
<b>Sinnott Township (Marshall)</b>			
Minnesota Association of Townships	278	8.0%	22
<b>Total for Entity</b>	<b>\$278</b>		<b>\$22</b>
<b>Sioux Agency Township (Yellow Medicine)</b>			
Minnesota Association of Townships	341	8.0%	27
<b>Total for Entity</b>	<b>\$341</b>		<b>\$27</b>
<b>Sioux Valley Township (Jackson)</b>			
Minnesota Association of Townships	331	8.0%	26
<b>Total for Entity</b>	<b>\$331</b>		<b>\$26</b>
<b>Six Mile Grove Township (Swift)</b>			
Minnesota Association of Townships	325	8.0%	26
<b>Total for Entity</b>	<b>\$325</b>		<b>\$26</b>
<b>Skagen Township (Roseau)</b>			
Minnesota Association of Townships	345	8.0%	28
<b>Total for Entity</b>	<b>\$345</b>		<b>\$28</b>
<b>Skandia Township (Murray)</b>			
Minnesota Association of Townships	324	8.0%	26
<b>Total for Entity</b>	<b>\$324</b>		<b>\$26</b>



**Table 5**  
**2013 Lobbying Expenditures Paid With Association Dues**  
**Listed by Entity**

<b>Name of Entity (County)</b> <b>Association Name</b>	<b>Total Local Government Dues</b>	<b>Proportion of Dues Used for Lobbying</b>	<b>Total Dues Used for Lobbying</b>
<b>Skane Township (Kittson)</b>			
Minnesota Association of Townships	285	8.0%	23
<b>Total for Entity</b>	<b>\$285</b>		<b>\$23</b>
<b>Skelton Township (Carlton)</b>			
Minnesota Association of Townships	472	8.0%	38
<b>Total for Entity</b>	<b>\$472</b>		<b>\$38</b>
<b>Skree Township (Clay)</b>			
Minnesota Association of Townships	321	8.0%	26
<b>Total for Entity</b>	<b>\$321</b>		<b>\$26</b>
<b>Slater Township (Cass)</b>			
Minnesota Association of Townships	337	8.0%	27
<b>Total for Entity</b>	<b>\$337</b>		<b>\$27</b>
<b>Slayton Township (Murray)</b>			
Minnesota Association of Townships	433	8.0%	35
<b>Total for Entity</b>	<b>\$433</b>		<b>\$35</b>
<b>Sletten Township (Polk)</b>			
Minnesota Association of Townships	327	8.0%	26
<b>Total for Entity</b>	<b>\$327</b>		<b>\$26</b>
<b>Smiley Township (Pennington)</b>			
Minnesota Association of Townships	528	8.0%	42
<b>Total for Entity</b>	<b>\$528</b>		<b>\$42</b>
<b>Smoky Hollow Township (Cass)</b>			
Minnesota Association of Townships	292	8.0%	23
<b>Total for Entity</b>	<b>\$292</b>		<b>\$23</b>
<b>Sodus Township (Lyon)</b>			
Minnesota Association of Townships	431	8.0%	34
<b>Total for Entity</b>	<b>\$431</b>		<b>\$34</b>
<b>Solem Township (Douglas)</b>			
Minnesota Association of Townships	342	8.0%	27
<b>Total for Entity</b>	<b>\$342</b>		<b>\$27</b>

**Table 5**  
**2013 Lobbying Expenditures Paid With Association Dues**  
**Listed by Entity**

<b>Name of Entity (County)</b> <b>Association Name</b>	<b>Total Local Government Dues</b>	<b>Proportion of Dues Used for Lobbying</b>	<b>Total Dues Used for Lobbying</b>
<b>Soler Township (Roseau)</b>			
Minnesota Association of Townships	301	8.0%	24
<b>Total for Entity</b>	<b>\$301</b>		<b>\$24</b>
<b>Solway Township (Saint Louis)</b>			
Minnesota Association of Townships	1,030	8.0%	82
<b>Total for Entity</b>	<b>\$1,030</b>		<b>\$82</b>
<b>Somerset Township (Steele)</b>			
Minnesota Association of Townships	573	8.0%	46
<b>Total for Entity</b>	<b>\$573</b>		<b>\$46</b>
<b>South Bend Township (Blue Earth)</b>			
Minnesota Association of Townships	947	8.0%	76
<b>Total for Entity</b>	<b>\$947</b>		<b>\$76</b>
<b>South Branch Township (Watonwan)</b>			
Minnesota Association of Townships	430	8.0%	34
<b>Total for Entity</b>	<b>\$430</b>		<b>\$34</b>
<b>South Fork Township (Kanabec)</b>			
Minnesota Association of Townships	592	8.0%	47
<b>Total for Entity</b>	<b>\$592</b>		<b>\$47</b>
<b>South Harbor Township (Mille Lacs)</b>			
Minnesota Association of Townships	593	8.0%	47
<b>Total for Entity</b>	<b>\$593</b>		<b>\$47</b>
<b>South Red River Township (Kittson)</b>			
Minnesota Association of Townships	276	8.0%	22
<b>Total for Entity</b>	<b>\$276</b>		<b>\$22</b>
<b>South Saint Louis Soil and Water Conservation District</b>			
Minnesota Association of Soil & Water Conservation Districts	2,866	26.0%	745
<b>Total for Entity</b>	<b>\$2,866</b>		<b>\$745</b>
<b>South Washington Watershed District</b>			
League of Minnesota Cities	1,611	10.5%	169
Minnesota Association of Watershed Districts	3,500	28.2%	987
<b>Total for Entity</b>	<b>\$5,111</b>		<b>\$1,156</b>

**Table 5**  
**2013 Lobbying Expenditures Paid With Association Dues**  
**Listed by Entity**

<b>Name of Entity (County)</b> <b>Association Name</b>	<b>Total Local Government Dues</b>	<b>Proportion of Dues Used for Lobbying</b>	<b>Total Dues Used for Lobbying</b>
<b>Southbrook Township (Cottonwood)</b>			
Minnesota Association of Townships	296	8.0%	24
<b>Total for Entity</b>	<b>\$296</b>		<b>\$24</b>
<b>Southeast Service Cooperative</b>			
Minnesota Rural Education Association	1,600	38.2%	611
<b>Total for Entity</b>	<b>\$1,600</b>		<b>\$611</b>
<b>Southside Township (Wright)</b>			
Minnesota Association of Townships	902	8.0%	72
<b>Total for Entity</b>	<b>\$902</b>		<b>\$72</b>
<b>Southwest - West Central Service Cooperative</b>			
Minnesota Rural Education Association	1,600	38.2%	611
<b>Total for Entity</b>	<b>\$1,600</b>		<b>\$611</b>
<b>Southwest Metro Transit Commission</b>			
Suburban Transit Association	17,060	94.7%	16,156
<b>Total for Entity</b>	<b>\$17,060</b>		<b>\$16,156</b>
<b>Spalding Township (Aitkin)</b>			
Minnesota Association of Townships	444	8.0%	36
<b>Total for Entity</b>	<b>\$444</b>		<b>\$36</b>
<b>Spang Township (Itasca)</b>			
Minnesota Association of Townships	424	8.0%	34
<b>Total for Entity</b>	<b>\$424</b>		<b>\$34</b>
<b>Sparta Township (Chippewa)</b>			
Minnesota Association of Townships	575	8.0%	46
<b>Total for Entity</b>	<b>\$575</b>		<b>\$46</b>
<b>Spencer Brook Township (Isanti)</b>			
Minnesota Association of Townships	925	8.0%	74
<b>Total for Entity</b>	<b>\$925</b>		<b>\$74</b>
<b>Spencer Township (Aitkin)</b>			
Minnesota Association of Townships	503	8.0%	40
<b>Total for Entity</b>	<b>\$503</b>		<b>\$40</b>

**Table 5**  
**2013 Lobbying Expenditures Paid With Association Dues**  
**Listed by Entity**

<b>Name of Entity (County)</b> <b>Association Name</b>	<b>Total Local Government Dues</b>	<b>Proportion of Dues Used for Lobbying</b>	<b>Total Dues Used for Lobbying</b>
<b>Split Rock Township (Carlton)</b>			
Minnesota Association of Townships	324	8.0%	26
<b>Total for Entity</b>	<b>\$324</b>		<b>\$26</b>
<b>Splithand Township (Itasca)</b>			
Minnesota Association of Townships	349	8.0%	28
<b>Total for Entity</b>	<b>\$349</b>		<b>\$28</b>
<b>Spring Brook Township (Kittson)</b>			
Minnesota Association of Townships	286	8.0%	23
<b>Total for Entity</b>	<b>\$286</b>		<b>\$23</b>
<b>Spring Creek Township (Becker)</b>			
Minnesota Association of Townships	308	8.0%	25
<b>Total for Entity</b>	<b>\$308</b>		<b>\$25</b>
<b>Spring Creek Township (Norman)</b>			
Minnesota Association of Townships	296	8.0%	24
<b>Total for Entity</b>	<b>\$296</b>		<b>\$24</b>
<b>Spring Grove Township (Houston)</b>			
Minnesota Association of Townships	467	8.0%	37
<b>Total for Entity</b>	<b>\$467</b>		<b>\$37</b>
<b>Spring Hill Township (Stearns)</b>			
Minnesota Association of Townships	459	8.0%	37
<b>Total for Entity</b>	<b>\$459</b>		<b>\$37</b>
<b>Spring Lake Township (Scott)</b>			
Minnesota Association of Townships	1,573	8.0%	126
<b>Total for Entity</b>	<b>\$1,573</b>		<b>\$126</b>
<b>Spring Prairie Township (Clay)</b>			
Minnesota Association of Townships	457	8.0%	37
<b>Total for Entity</b>	<b>\$457</b>		<b>\$37</b>
<b>Spring Valley Township (Fillmore)</b>			
Minnesota Association of Townships	504	8.0%	40
<b>Total for Entity</b>	<b>\$504</b>		<b>\$40</b>

**Table 5**  
**2013 Lobbying Expenditures Paid With Association Dues**  
**Listed by Entity**

<b>Name of Entity (County)</b> <b>Association Name</b>	<b>Total Local Government Dues</b>	<b>Proportion of Dues Used for Lobbying</b>	<b>Total Dues Used for Lobbying</b>
<b>Springdale Township (Redwood)</b>			
Minnesota Association of Townships	339	8.0%	27
<b>Total for Entity</b>	<b>\$339</b>		<b>\$27</b>
<b>Springfield Township (Cottonwood)</b>			
Minnesota Association of Townships	310	8.0%	25
<b>Total for Entity</b>	<b>\$310</b>		<b>\$25</b>
<b>Springsteel Island Sewer District</b>			
League of Minnesota Cities	1,611	10.5%	169
<b>Total for Entity</b>	<b>\$1,611</b>		<b>\$169</b>
<b>Springvale Township (Isanti)</b>			
Minnesota Association of Townships	881	8.0%	70
<b>Total for Entity</b>	<b>\$881</b>		<b>\$70</b>
<b>Springwater Township (Rock)</b>			
Minnesota Association of Townships	421	8.0%	34
<b>Total for Entity</b>	<b>\$421</b>		<b>\$34</b>
<b>Spruce Grove Township (Becker)</b>			
Minnesota Association of Townships	470	8.0%	38
<b>Total for Entity</b>	<b>\$470</b>		<b>\$38</b>
<b>Spruce Grove Township (Beltrami)</b>			
Minnesota Association of Townships	289	8.0%	23
<b>Total for Entity</b>	<b>\$289</b>		<b>\$23</b>
<b>Spruce Hill Township (Douglas)</b>			
Minnesota Association of Townships	481	8.0%	38
<b>Total for Entity</b>	<b>\$481</b>		<b>\$38</b>
<b>Spruce Township (Roseau)</b>			
Minnesota Association of Townships	521	8.0%	42
<b>Total for Entity</b>	<b>\$521</b>		<b>\$42</b>
<b>Spruce Valley Township (Marshall)</b>			
Minnesota Association of Townships	348	8.0%	28
<b>Total for Entity</b>	<b>\$348</b>		<b>\$28</b>

**Table 5**  
**2013 Lobbying Expenditures Paid With Association Dues**  
**Listed by Entity**

<b>Name of Entity (County)</b> <b>Association Name</b>	<b>Total Local Government Dues</b>	<b>Proportion of Dues Used for Lobbying</b>	<b>Total Dues Used for Lobbying</b>
<b>Stafford Township (Roseau)</b>			
Minnesota Association of Townships	431	8.0%	34
<b>Total for Entity</b>	<b>\$431</b>		<b>\$34</b>
<b>Stanchfield Township (Isanti)</b>			
Minnesota Association of Townships	802	8.0%	64
<b>Total for Entity</b>	<b>\$802</b>		<b>\$64</b>
<b>Stanford Township (Isanti)</b>			
Minnesota Association of Townships	1,147	8.0%	92
<b>Total for Entity</b>	<b>\$1,147</b>		<b>\$92</b>
<b>Stanley Township (Lyon)</b>			
Minnesota Association of Townships	346	8.0%	28
<b>Total for Entity</b>	<b>\$346</b>		<b>\$28</b>
<b>Stanton Township (Goodhue)</b>			
Minnesota Association of Townships	771	8.0%	62
<b>Total for Entity</b>	<b>\$771</b>		<b>\$62</b>
<b>Staples Township (Todd)</b>			
Minnesota Association of Townships	541	8.0%	43
<b>Total for Entity</b>	<b>\$541</b>		<b>\$43</b>
<b>Star Lake Township (Otter Tail)</b>			
Minnesota Association of Townships	473	8.0%	38
<b>Total for Entity</b>	<b>\$473</b>		<b>\$38</b>
<b>Star Township (Pennington)</b>			
Minnesota Association of Townships	309	8.0%	25
<b>Total for Entity</b>	<b>\$309</b>		<b>\$25</b>
<b>Stark Township (Brown)</b>			
Minnesota Association of Townships	451	8.0%	36
<b>Total for Entity</b>	<b>\$451</b>		<b>\$36</b>
<b>Stately Township (Brown)</b>			
Minnesota Association of Townships	322	8.0%	26
<b>Total for Entity</b>	<b>\$322</b>		<b>\$26</b>

**Table 5**  
**2013 Lobbying Expenditures Paid With Association Dues**  
**Listed by Entity**

<b>Name of Entity (County)</b> <b>Association Name</b>	<b>Total Local Government Dues</b>	<b>Proportion of Dues Used for Lobbying</b>	<b>Total Dues Used for Lobbying</b>
<b>Steamboat River Township (Hubbard)</b>			
Minnesota Association of Townships	310	8.0%	25
<b>Total for Entity</b>	<b>\$310</b>		<b>\$25</b>
<b>Stearns County</b>			
Association of Minnesota Counties	29,046	15.6%	4,531
Minnesota Inter-County Association	35,251	50.1%	17,661
<b>Total for Entity</b>	<b>\$64,297</b>		<b>\$22,192</b>
<b>Stearns Soil and Water Conservation District</b>			
Minnesota Association of Soil & Water Conservation Districts	2,866	26.0%	745
<b>Total for Entity</b>	<b>\$2,866</b>		<b>\$745</b>
<b>Steele County</b>			
Association of Minnesota Counties	13,420	15.6%	2,094
Highway 14 Partnership	1,600	100.0%	1,600
<b>Total for Entity</b>	<b>\$15,020</b>		<b>\$3,694</b>
<b>Steele County Soil and Water Conservation District</b>			
Minnesota Association of Soil & Water Conservation Districts	2,866	26.0%	745
<b>Total for Entity</b>	<b>\$2,866</b>		<b>\$745</b>
<b>Steenerson Township (Beltrami)</b>			
Minnesota Association of Townships	277	8.0%	22
<b>Total for Entity</b>	<b>\$277</b>		<b>\$22</b>
<b>Sterling Township (Blue Earth)</b>			
Minnesota Association of Townships	436	8.0%	35
<b>Total for Entity</b>	<b>\$436</b>		<b>\$35</b>
<b>Stevens County</b>			
Association of Minnesota Counties	5,898	15.6%	920
Minnesota Rural Counties Caucus	2,100	35.6%	748
<b>Total for Entity</b>	<b>\$7,998</b>		<b>\$1,668</b>
<b>Stevens Soil and Water Conservation District</b>			
Minnesota Association of Soil & Water Conservation Districts	1,966	26.0%	511
<b>Total for Entity</b>	<b>\$1,966</b>		<b>\$511</b>

**Table 5**  
**2013 Lobbying Expenditures Paid With Association Dues**  
**Listed by Entity**

<b>Name of Entity (County)</b> <b>Association Name</b>	<b>Total Local Government Dues</b>	<b>Proportion of Dues Used for Lobbying</b>	<b>Total Dues Used for Lobbying</b>
<b>Stevens Township (Stevens)</b>			
Minnesota Association of Townships	296	8.0%	24
<b>Total for Entity</b>	<b>\$296</b>		<b>\$24</b>
<b>Stillwater Township (Washington)</b>			
League of Minnesota Cities	2,360	10.5%	248
Minnesota Association of Townships	1,168	8.0%	93
<b>Total for Entity</b>	<b>\$3,528</b>		<b>\$341</b>
<b>Stockholm Township (Wright)</b>			
Minnesota Association of Townships	651	8.0%	52
<b>Total for Entity</b>	<b>\$651</b>		<b>\$52</b>
<b>Stokes Township (Itasca)</b>			
Minnesota Association of Townships	343	8.0%	27
<b>Total for Entity</b>	<b>\$343</b>		<b>\$27</b>
<b>Stokes Township (Roseau)</b>			
Minnesota Association of Townships	338	8.0%	27
<b>Total for Entity</b>	<b>\$338</b>		<b>\$27</b>
<b>Stoneham Township (Chippewa)</b>			
Minnesota Association of Townships	347	8.0%	28
<b>Total for Entity</b>	<b>\$347</b>		<b>\$28</b>
<b>Stoney Brook Township (Saint Louis)</b>			
Minnesota Association of Townships	446	8.0%	36
<b>Total for Entity</b>	<b>\$446</b>		<b>\$36</b>
<b>Stony Brook Township (Grant)</b>			
Minnesota Association of Townships	312	8.0%	25
<b>Total for Entity</b>	<b>\$312</b>		<b>\$25</b>
<b>Stony River Township (Lake)</b>			
Minnesota Association of Townships	326	8.0%	26
<b>Total for Entity</b>	<b>\$326</b>		<b>\$26</b>
<b>Stony Run Township (Yellow Medicine)</b>			
Minnesota Association of Townships	476	8.0%	38
<b>Total for Entity</b>	<b>\$476</b>		<b>\$38</b>



**Table 5**  
**2013 Lobbying Expenditures Paid With Association Dues**  
**Listed by Entity**

<b>Name of Entity (County)</b> <b>Association Name</b>	<b>Total Local Government Dues</b>	<b>Proportion of Dues Used for Lobbying</b>	<b>Total Dues Used for Lobbying</b>
<b>Storden Township (Cottonwood)</b>			
Minnesota Association of Townships	325	8.0%	26
<b>Total for Entity</b>	<b>\$325</b>		<b>\$26</b>
<b>Stowe Prairie Township (Todd)</b>			
Minnesota Association of Townships	483	8.0%	39
<b>Total for Entity</b>	<b>\$483</b>		<b>\$39</b>
<b>Straight River Township (Hubbard)</b>			
Minnesota Association of Townships	574	8.0%	46
<b>Total for Entity</b>	<b>\$574</b>		<b>\$46</b>
<b>Strand Township (Norman)</b>			
Minnesota Association of Townships	301	8.0%	24
<b>Total for Entity</b>	<b>\$301</b>		<b>\$24</b>
<b>Sturgeon Lake Township (Pine)</b>			
Minnesota Association of Townships	504	8.0%	40
<b>Total for Entity</b>	<b>\$504</b>		<b>\$40</b>
<b>Sturgeon Township (Saint Louis)</b>			
Minnesota Association of Townships	314	8.0%	25
<b>Total for Entity</b>	<b>\$314</b>		<b>\$25</b>
<b>Sugar Bush Township (Becker)</b>			
Minnesota Association of Townships	501	8.0%	40
<b>Total for Entity</b>	<b>\$501</b>		<b>\$40</b>
<b>Sugar Bush Township (Beltrami)</b>			
Minnesota Association of Townships	421	8.0%	34
<b>Total for Entity</b>	<b>\$421</b>		<b>\$34</b>
<b>Sullivan Township (Polk)</b>			
Minnesota Association of Townships	325	8.0%	26
<b>Total for Entity</b>	<b>\$325</b>		<b>\$26</b>
<b>Summit Lake Township (Nobles)</b>			
Minnesota Association of Townships	442	8.0%	35
<b>Total for Entity</b>	<b>\$442</b>		<b>\$35</b>

**Table 5**  
**2013 Lobbying Expenditures Paid With Association Dues**  
**Listed by Entity**

<b>Name of Entity (County)</b> <b>Association Name</b>	<b>Total Local Government Dues</b>	<b>Proportion of Dues Used for Lobbying</b>	<b>Total Dues Used for Lobbying</b>
<b>Summit Township (Beltrami)</b>			
Minnesota Association of Townships	421	8.0%	34
<b>Total for Entity</b>	<b>\$421</b>		<b>\$34</b>
<b>Summit Township (Steele)</b>			
Minnesota Association of Townships	488	8.0%	39
<b>Total for Entity</b>	<b>\$488</b>		<b>\$39</b>
<b>Sumner Township (Fillmore)</b>			
Minnesota Association of Townships	488	8.0%	39
<b>Total for Entity</b>	<b>\$488</b>		<b>\$39</b>
<b>Sumter Township (McLeod)</b>			
Minnesota Association of Townships	510	8.0%	41
<b>Total for Entity</b>	<b>\$510</b>		<b>\$41</b>
<b>Sundal Township (Norman)</b>			
Minnesota Association of Townships	322	8.0%	26
<b>Total for Entity</b>	<b>\$322</b>		<b>\$26</b>
<b>Sundown Township (Redwood)</b>			
Minnesota Association of Townships	328	8.0%	26
<b>Total for Entity</b>	<b>\$328</b>		<b>\$26</b>
<b>Sunnyside Township (Wilkin)</b>			
Minnesota Association of Townships	314	8.0%	25
<b>Total for Entity</b>	<b>\$314</b>		<b>\$25</b>
<b>Sunrise Township (Chisago)</b>			
Minnesota Association of Townships	1,051	8.0%	84
<b>Total for Entity</b>	<b>\$1,051</b>		<b>\$84</b>
<b>Svea Township (Kittson)</b>			
Minnesota Association of Townships	285	8.0%	23
<b>Total for Entity</b>	<b>\$285</b>		<b>\$23</b>
<b>Sverdrup Township (Otter Tail)</b>			
Minnesota Association of Townships	539	8.0%	43
<b>Total for Entity</b>	<b>\$539</b>		<b>\$43</b>

**Table 5**  
**2013 Lobbying Expenditures Paid With Association Dues**  
**Listed by Entity**

<b>Name of Entity (County)</b> <b>Association Name</b>	<b>Total Local Government Dues</b>	<b>Proportion of Dues Used for Lobbying</b>	<b>Total Dues Used for Lobbying</b>
<b>Swan Lake Township (Stevens)</b>			
Minnesota Association of Townships	332	8.0%	27
<b>Total for Entity</b>	<b>\$332</b>		<b>\$27</b>
<b>Swan River Township (Morrison)</b>			
Minnesota Association of Townships	580	8.0%	46
<b>Total for Entity</b>	<b>\$580</b>		<b>\$46</b>
<b>Swanville Township (Morrison)</b>			
Minnesota Association of Townships	507	8.0%	41
<b>Total for Entity</b>	<b>\$507</b>		<b>\$41</b>
<b>Swede Grove Township (Meeker)</b>			
Minnesota Association of Townships	468	8.0%	37
<b>Total for Entity</b>	<b>\$468</b>		<b>\$37</b>
<b>Swede Prairie Township (Yellow Medicine)</b>			
Minnesota Association of Townships	356	8.0%	28
<b>Total for Entity</b>	<b>\$356</b>		<b>\$28</b>
<b>Swedes Forest Township (Redwood)</b>			
Minnesota Association of Townships	309	8.0%	25
<b>Total for Entity</b>	<b>\$309</b>		<b>\$25</b>
<b>Sweet Township (Pipestone)</b>			
Minnesota Association of Townships	444	8.0%	36
<b>Total for Entity</b>	<b>\$444</b>		<b>\$36</b>
<b>Swenoda Township (Swift)</b>			
Minnesota Association of Townships	314	8.0%	25
<b>Total for Entity</b>	<b>\$314</b>		<b>\$25</b>
<b>Swift County</b>			
Association of Minnesota Counties	6,533	15.6%	1,019
<b>Total for Entity</b>	<b>\$6,533</b>		<b>\$1,019</b>
<b>Swift Soil and Water Conservation District</b>			
Minnesota Association of Soil & Water Conservation Districts	1,966	26.0%	511
<b>Total for Entity</b>	<b>\$1,966</b>		<b>\$511</b>

**Table 5**  
**2013 Lobbying Expenditures Paid With Association Dues**  
**Listed by Entity**

<b>Name of Entity (County)</b> <b>Association Name</b>	<b>Total Local Government Dues</b>	<b>Proportion of Dues Used for Lobbying</b>	<b>Total Dues Used for Lobbying</b>
<b>Sylvan Township (Cass)</b>			
Minnesota Association of Townships	1,276	8.0%	102
<b>Total for Entity</b>	<b>\$1,276</b>		<b>\$102</b>
<b>Synnes Township (Stevens)</b>			
Minnesota Association of Townships	308	8.0%	25
<b>Total for Entity</b>	<b>\$308</b>		<b>\$25</b>
<b>Tabor Township (Polk)</b>			
Minnesota Association of Townships	305	8.0%	24
<b>Total for Entity</b>	<b>\$305</b>		<b>\$24</b>
<b>Tamarac Township (Marshall)</b>			
Minnesota Association of Townships	293	8.0%	23
<b>Total for Entity</b>	<b>\$293</b>		<b>\$23</b>
<b>Tanberg Township (Wilkin)</b>			
Minnesota Association of Townships	292	8.0%	23
<b>Total for Entity</b>	<b>\$292</b>		<b>\$23</b>
<b>Tansem Township (Clay)</b>			
Minnesota Association of Townships	423	8.0%	34
<b>Total for Entity</b>	<b>\$423</b>		<b>\$34</b>
<b>Tara Township (Swift)</b>			
Minnesota Association of Townships	298	8.0%	24
<b>Total for Entity</b>	<b>\$298</b>		<b>\$24</b>
<b>Tara Township (Traverse)</b>			
Minnesota Association of Townships	298	8.0%	24
<b>Total for Entity</b>	<b>\$298</b>		<b>\$24</b>
<b>Taylor Township (Beltrami)</b>			
Minnesota Association of Townships	304	8.0%	24
<b>Total for Entity</b>	<b>\$304</b>		<b>\$24</b>
<b>Taylor Township (Traverse)</b>			
Minnesota Association of Townships	303	8.0%	24
<b>Total for Entity</b>	<b>\$303</b>		<b>\$24</b>

**Table 5**  
**2013 Lobbying Expenditures Paid With Association Dues**  
**Listed by Entity**

<b>Name of Entity (County)</b> <b>Association Name</b>	<b>Total Local Government Dues</b>	<b>Proportion of Dues Used for Lobbying</b>	<b>Total Dues Used for Lobbying</b>
<b>Technology and Information Educational Services</b>			
Association of Metropolitan School Districts, Inc.	3,300	70.2%	2,317
<b>Total for Entity</b>	<b>\$3,300</b>		<b>\$2,317</b>
<b>Tegner Township (Kittson)</b>			
Minnesota Association of Townships	285	8.0%	23
<b>Total for Entity</b>	<b>\$285</b>		<b>\$23</b>
<b>Teien Township (Kittson)</b>			
Minnesota Association of Townships	293	8.0%	23
<b>Total for Entity</b>	<b>\$293</b>		<b>\$23</b>
<b>Ten Lake Township (Beltrami)</b>			
Minnesota Association of Townships	744	8.0%	60
<b>Total for Entity</b>	<b>\$744</b>		<b>\$60</b>
<b>Ten Mile Lake Township (Lac qui Parle)</b>			
Minnesota Association of Townships	318	8.0%	25
<b>Total for Entity</b>	<b>\$318</b>		<b>\$25</b>
<b>Tenhassen Township (Martin)</b>			
Minnesota Association of Townships	423	8.0%	34
<b>Total for Entity</b>	<b>\$423</b>		<b>\$34</b>
<b>Terrebonne Township (Red Lake)</b>			
Minnesota Association of Townships	317	8.0%	25
<b>Total for Entity</b>	<b>\$317</b>		<b>\$25</b>
<b>Thief Lake Township (Marshall)</b>			
Minnesota Association of Townships	282	8.0%	23
<b>Total for Entity</b>	<b>\$282</b>		<b>\$23</b>
<b>Third River Township (Itasca)</b>			
Minnesota Association of Townships	286	8.0%	23
<b>Total for Entity</b>	<b>\$286</b>		<b>\$23</b>
<b>Thirty Lakes Watershed District</b>			
Minnesota Association of Watershed Districts	2,014	28.2%	568
<b>Total for Entity</b>	<b>\$2,014</b>		<b>\$568</b>

**Table 5**  
**2013 Lobbying Expenditures Paid With Association Dues**  
**Listed by Entity**

<b>Name of Entity (County)</b> <b>Association Name</b>	<b>Total Local Government Dues</b>	<b>Proportion of Dues Used for Lobbying</b>	<b>Total Dues Used for Lobbying</b>
<b>Thomastown Township (Wadena)</b>			
Minnesota Association of Townships	601	8.0%	48
<b>Total for Entity</b>	<b>\$601</b>		<b>\$48</b>
<b>Thompson Township (Kittson)</b>			
Minnesota Association of Townships	318	8.0%	25
<b>Total for Entity</b>	<b>\$318</b>		<b>\$25</b>
<b>Thomson Township (Carlton)</b>			
League of Minnesota Cities	4,817	10.5%	506
Minnesota Association of Townships	2,011	8.0%	161
<b>Total for Entity</b>	<b>\$6,828</b>		<b>\$667</b>
<b>Thorpe Township (Hubbard)</b>			
Minnesota Association of Townships	286	8.0%	23
<b>Total for Entity</b>	<b>\$286</b>		<b>\$23</b>
<b>Three Lakes Township (Redwood)</b>			
Minnesota Association of Townships	332	8.0%	27
<b>Total for Entity</b>	<b>\$332</b>		<b>\$27</b>
<b>Three Rivers Park District</b>			
League of Minnesota Cities	1,611	10.5%	169
<b>Total for Entity</b>	<b>\$1,611</b>		<b>\$169</b>
<b>Thunder Lake Township (Cass)</b>			
Minnesota Association of Townships	427	8.0%	34
<b>Total for Entity</b>	<b>\$427</b>		<b>\$34</b>
<b>Timothy Township (Crow Wing)</b>			
Minnesota Association of Townships	322	8.0%	26
<b>Total for Entity</b>	<b>\$322</b>		<b>\$26</b>
<b>Tintah Township (Traverse)</b>			
Minnesota Association of Townships	281	8.0%	22
<b>Total for Entity</b>	<b>\$281</b>		<b>\$22</b>
<b>Toad Lake Township (Becker)</b>			
Minnesota Association of Townships	515	8.0%	41
<b>Total for Entity</b>	<b>\$515</b>		<b>\$41</b>

**Table 5**  
**2013 Lobbying Expenditures Paid With Association Dues**  
**Listed by Entity**

<b>Name of Entity (County)</b> <b>Association Name</b>	<b>Total Local Government Dues</b>	<b>Proportion of Dues Used for Lobbying</b>	<b>Total Dues Used for Lobbying</b>
<b>Todd County</b>			
Association of Minnesota Counties	10,418	15.6%	1,625
Minnesota Rural Counties Caucus	2,100	35.6%	748
<b>Total for Entity</b>	<b>\$12,518</b>		<b>\$2,373</b>
<b>Todd Soil and Water Conservation District</b>			
Minnesota Association of Soil & Water Conservation Districts	2,249	26.0%	585
<b>Total for Entity</b>	<b>\$2,249</b>		<b>\$585</b>
<b>Todd Township (Hubbard)</b>			
Minnesota Association of Townships	854	8.0%	68
<b>Total for Entity</b>	<b>\$854</b>		<b>\$68</b>
<b>Tofte Township (Cook)</b>			
Minnesota Association of Townships	421	8.0%	34
<b>Total for Entity</b>	<b>\$421</b>		<b>\$34</b>
<b>Toivola Township (Saint Louis)</b>			
Minnesota Association of Townships	323	8.0%	26
<b>Total for Entity</b>	<b>\$323</b>		<b>\$26</b>
<b>Toqua Township (Big Stone)</b>			
Minnesota Association of Townships	287	8.0%	23
<b>Total for Entity</b>	<b>\$287</b>		<b>\$23</b>
<b>Tordenskjold Township (Otter Tail)</b>			
Minnesota Association of Townships	517	8.0%	41
<b>Total for Entity</b>	<b>\$517</b>		<b>\$41</b>
<b>Torning Township (Swift)</b>			
Minnesota Association of Townships	478	8.0%	38
<b>Total for Entity</b>	<b>\$478</b>		<b>\$38</b>
<b>Torrey Township (Cass)</b>			
Minnesota Association of Townships	320	8.0%	26
<b>Total for Entity</b>	<b>\$320</b>		<b>\$26</b>
<b>Transit Township (Sibley)</b>			
Minnesota Association of Townships	428	8.0%	34
<b>Total for Entity</b>	<b>\$428</b>		<b>\$34</b>

**Table 5**  
**2013 Lobbying Expenditures Paid With Association Dues**  
**Listed by Entity**

<b>Name of Entity (County) Association Name</b>	<b>Total Local Government Dues</b>	<b>Proportion of Dues Used for Lobbying</b>	<b>Total Dues Used for Lobbying</b>
<b>Traverse County</b>			
Association of Minnesota Counties	3,346	15.6%	522
Minnesota Rural Counties Caucus	2,100	35.6%	748
<b>Total for Entity</b>	<b>\$5,446</b>		<b>\$1,270</b>
<b>Traverse Soil and Water Conservation District</b>			
Minnesota Association of Soil & Water Conservation Districts	1,966	26.0%	511
<b>Total for Entity</b>	<b>\$1,966</b>		<b>\$511</b>
<b>Traverse Township (Nicollet)</b>			
Minnesota Association of Townships	446	8.0%	36
<b>Total for Entity</b>	<b>\$446</b>		<b>\$36</b>
<b>Trelipe Township (Cass)</b>			
Minnesota Association of Townships	316	8.0%	25
<b>Total for Entity</b>	<b>\$316</b>		<b>\$25</b>
<b>Trondhjem Township (Otter Tail)</b>			
Minnesota Association of Townships	332	8.0%	27
<b>Total for Entity</b>	<b>\$332</b>		<b>\$27</b>
<b>Trout Lake Township (Itasca)</b>			
Minnesota Association of Townships	756	8.0%	60
<b>Total for Entity</b>	<b>\$756</b>		<b>\$60</b>
<b>Troy Township (Pipestone)</b>			
Minnesota Association of Townships	430	8.0%	34
<b>Total for Entity</b>	<b>\$430</b>		<b>\$34</b>
<b>Troy Township (Renville)</b>			
Minnesota Association of Townships	428	8.0%	34
<b>Total for Entity</b>	<b>\$428</b>		<b>\$34</b>
<b>Tumuli Township (Otter Tail)</b>			
Minnesota Association of Townships	483	8.0%	39
<b>Total for Entity</b>	<b>\$483</b>		<b>\$39</b>
<b>Tunsberg Township (Chippewa)</b>			
Minnesota Association of Townships	335	8.0%	27
<b>Total for Entity</b>	<b>\$335</b>		<b>\$27</b>



**Table 5**  
**2013 Lobbying Expenditures Paid With Association Dues**  
**Listed by Entity**

<b>Name of Entity (County)</b> <b>Association Name</b>	<b>Total Local Government Dues</b>	<b>Proportion of Dues Used for Lobbying</b>	<b>Total Dues Used for Lobbying</b>
<b>Turner Township (Aitkin)</b>			
Minnesota Association of Townships	339	8.0%	27
<b>Total for Entity</b>	<b>\$339</b>		<b>\$27</b>
<b>Turtle Creek Township (Todd)</b>			
Minnesota Association of Townships	433	8.0%	35
<b>Total for Entity</b>	<b>\$433</b>		<b>\$35</b>
<b>Turtle Creek Watershed District</b>			
Minnesota Association of Watershed Districts	1,302	28.2%	367
<b>Total for Entity</b>	<b>\$1,302</b>		<b>\$367</b>
<b>Turtle Lake Township (Beltrami)</b>			
Minnesota Association of Townships	796	8.0%	64
<b>Total for Entity</b>	<b>\$796</b>		<b>\$64</b>
<b>Turtle Lake Township (Cass)</b>			
Minnesota Association of Townships	557	8.0%	45
<b>Total for Entity</b>	<b>\$557</b>		<b>\$45</b>
<b>Turtle River Township (Beltrami)</b>			
Minnesota Association of Townships	761	8.0%	61
<b>Total for Entity</b>	<b>\$761</b>		<b>\$61</b>
<b>Twin Lakes Township (Carlton)</b>			
Minnesota Association of Townships	1,086	8.0%	87
<b>Total for Entity</b>	<b>\$1,086</b>		<b>\$87</b>
<b>Twin Lakes Township (Mahnomen)</b>			
Minnesota Association of Townships	604	8.0%	48
<b>Total for Entity</b>	<b>\$604</b>		<b>\$48</b>
<b>Two Inlets Township (Becker)</b>			
Minnesota Association of Townships	337	8.0%	27
<b>Total for Entity</b>	<b>\$337</b>		<b>\$27</b>
<b>Two Rivers Township (Morrison)</b>			
Minnesota Association of Townships	560	8.0%	45
<b>Total for Entity</b>	<b>\$560</b>		<b>\$45</b>

**Table 5**  
**2013 Lobbying Expenditures Paid With Association Dues**  
**Listed by Entity**

<b>Name of Entity (County)</b> <b>Association Name</b>	<b>Total Local Government Dues</b>	<b>Proportion of Dues Used for Lobbying</b>	<b>Total Dues Used for Lobbying</b>
<b>Two Rivers Watershed District</b>			
Minnesota Association of Watershed Districts	1,284	28.2%	362
<b>Total for Entity</b>	<b>\$1,284</b>		<b>\$362</b>
<b>Tynsid Township (Polk)</b>			
Minnesota Association of Townships	290	8.0%	23
<b>Total for Entity</b>	<b>\$290</b>		<b>\$23</b>
<b>Tyro Township (Yellow Medicine)</b>			
Minnesota Association of Townships	327	8.0%	26
<b>Total for Entity</b>	<b>\$327</b>		<b>\$26</b>
<b>Tyrone Township (Le Sueur)</b>			
Minnesota Association of Townships	520	8.0%	42
<b>Total for Entity</b>	<b>\$520</b>		<b>\$42</b>
<b>Udolpho Township (Mower)</b>			
Minnesota Association of Townships	485	8.0%	39
<b>Total for Entity</b>	<b>\$485</b>		<b>\$39</b>
<b>Ulen Township (Clay)</b>			
Minnesota Association of Townships	326	8.0%	26
<b>Total for Entity</b>	<b>\$326</b>		<b>\$26</b>
<b>Underwood Township (Redwood)</b>			
Minnesota Association of Townships	335	8.0%	27
<b>Total for Entity</b>	<b>\$335</b>		<b>\$27</b>
<b>Union Grove Township (Meeker)</b>			
Minnesota Association of Townships	545	8.0%	44
<b>Total for Entity</b>	<b>\$545</b>		<b>\$44</b>
<b>Union Township (Houston)</b>			
Minnesota Association of Townships	457	8.0%	37
<b>Total for Entity</b>	<b>\$457</b>		<b>\$37</b>
<b>Upper Minnesota River Watershed District</b>			
League of Minnesota Cities	1,611	10.5%	169
<b>Total for Entity</b>	<b>\$1,611</b>		<b>\$169</b>

**Table 5**  
**2013 Lobbying Expenditures Paid With Association Dues**  
**Listed by Entity**

<b>Name of Entity (County)</b> <b>Association Name</b>	<b>Total Local Government Dues</b>	<b>Proportion of Dues Used for Lobbying</b>	<b>Total Dues Used for Lobbying</b>
<b>Urness Township (Douglas)</b>			
Minnesota Association of Townships	345	8.0%	28
<b>Total for Entity</b>	<b>\$345</b>		<b>\$28</b>
<b>Utica Township (Winona)</b>			
Minnesota Association of Townships	544	8.0%	44
<b>Total for Entity</b>	<b>\$544</b>		<b>\$44</b>
<b>Vail Township (Redwood)</b>			
Minnesota Association of Townships	342	8.0%	27
<b>Total for Entity</b>	<b>\$342</b>		<b>\$27</b>
<b>Vallers Township (Lyon)</b>			
Minnesota Association of Townships	338	8.0%	27
<b>Total for Entity</b>	<b>\$338</b>		<b>\$27</b>
<b>Valley Branch Watershed District</b>			
Minnesota Association of Watershed Districts	3,500	28.2%	987
<b>Total for Entity</b>	<b>\$3,500</b>		<b>\$987</b>
<b>Valley Township (Marshall)</b>			
Minnesota Association of Townships	318	8.0%	25
<b>Total for Entity</b>	<b>\$318</b>		<b>\$25</b>
<b>Van Buren Township (Saint Louis)</b>			
Minnesota Association of Townships	330	8.0%	26
<b>Total for Entity</b>	<b>\$330</b>		<b>\$26</b>
<b>Vasa Township (Goodhue)</b>			
Minnesota Association of Townships	630	8.0%	50
<b>Total for Entity</b>	<b>\$630</b>		<b>\$50</b>
<b>Vega Township (Marshall)</b>			
Minnesota Association of Townships	310	8.0%	25
<b>Total for Entity</b>	<b>\$310</b>		<b>\$25</b>
<b>Veldt Township (Marshall)</b>			
Minnesota Association of Townships	280	8.0%	22
<b>Total for Entity</b>	<b>\$280</b>		<b>\$22</b>

**Table 5**  
**2013 Lobbying Expenditures Paid With Association Dues**  
**Listed by Entity**

<b>Name of Entity (County)</b> <b>Association Name</b>	<b>Total Local Government Dues</b>	<b>Proportion of Dues Used for Lobbying</b>	<b>Total Dues Used for Lobbying</b>
<b>Verdi Township (Lincoln)</b>			
Minnesota Association of Townships	335	8.0%	27
<b>Total for Entity</b>	<b>\$335</b>		<b>\$27</b>
<b>Verdon Township (Aitkin)</b>			
Minnesota Association of Townships	284	8.0%	23
<b>Total for Entity</b>	<b>\$284</b>		<b>\$23</b>
<b>Vermilion Lake Township (Saint Louis)</b>			
Minnesota Association of Townships	428	8.0%	34
<b>Total for Entity</b>	<b>\$428</b>		<b>\$34</b>
<b>Vermillion Township (Dakota)</b>			
Minnesota Association of Townships	796	8.0%	64
<b>Total for Entity</b>	<b>\$796</b>		<b>\$64</b>
<b>Vernon Center Township (Blue Earth)</b>			
Minnesota Association of Townships	425	8.0%	34
<b>Total for Entity</b>	<b>\$425</b>		<b>\$34</b>
<b>Vernon Township (Dodge)</b>			
Minnesota Association of Townships	555	8.0%	44
<b>Total for Entity</b>	<b>\$555</b>		<b>\$44</b>
<b>Verona Township (Faribault)</b>			
Minnesota Association of Townships	456	8.0%	36
<b>Total for Entity</b>	<b>\$456</b>		<b>\$36</b>
<b>Vesta Township (Redwood)</b>			
Minnesota Association of Townships	331	8.0%	26
<b>Total for Entity</b>	<b>\$331</b>		<b>\$26</b>
<b>Victor Township (Wright)</b>			
Minnesota Association of Townships	744	8.0%	60
<b>Total for Entity</b>	<b>\$744</b>		<b>\$60</b>
<b>Viding Township (Clay)</b>			
Minnesota Association of Townships	302	8.0%	24
<b>Total for Entity</b>	<b>\$302</b>		<b>\$24</b>

**Table 5**  
**2013 Lobbying Expenditures Paid With Association Dues**  
**Listed by Entity**

<b>Name of Entity (County)</b> <b>Association Name</b>	<b>Total Local Government Dues</b>	<b>Proportion of Dues Used for Lobbying</b>	<b>Total Dues Used for Lobbying</b>
<b>Vienna Township (Rock)</b>			
Minnesota Association of Townships	319	8.0%	26
<b>Total for Entity</b>	<b>\$319</b>		<b>\$26</b>
<b>Viking Township (Marshall)</b>			
Minnesota Association of Townships	320	8.0%	26
<b>Total for Entity</b>	<b>\$320</b>		<b>\$26</b>
<b>Villard Township (Todd)</b>			
Minnesota Association of Townships	549	8.0%	44
<b>Total for Entity</b>	<b>\$549</b>		<b>\$44</b>
<b>Vineland Township (Polk)</b>			
Minnesota Association of Townships	297	8.0%	24
<b>Total for Entity</b>	<b>\$297</b>		<b>\$24</b>
<b>Viola Township (Olmsted)</b>			
Minnesota Association of Townships	531	8.0%	42
<b>Total for Entity</b>	<b>\$531</b>		<b>\$42</b>
<b>Vivian Township (Waseca)</b>			
Minnesota Association of Townships	424	8.0%	34
<b>Total for Entity</b>	<b>\$424</b>		<b>\$34</b>
<b>Waasa Township (Saint Louis)</b>			
Minnesota Association of Townships	349	8.0%	28
<b>Total for Entity</b>	<b>\$349</b>		<b>\$28</b>
<b>Wabana Township (Itasca)</b>			
Minnesota Association of Townships	512	8.0%	41
<b>Total for Entity</b>	<b>\$512</b>		<b>\$41</b>
<b>Wabasha County</b>			
Association of Minnesota Counties	10,042	15.6%	1,567
<b>Total for Entity</b>	<b>\$10,042</b>		<b>\$1,567</b>
<b>Wabasha Soil and Water Conservation District</b>			
Minnesota Association of Soil & Water Conservation Districts	2,567	26.0%	667
<b>Total for Entity</b>	<b>\$2,567</b>		<b>\$667</b>

**Table 5**  
**2013 Lobbying Expenditures Paid With Association Dues**  
**Listed by Entity**

<b>Name of Entity (County)</b> <b>Association Name</b>	<b>Total Local Government Dues</b>	<b>Proportion of Dues Used for Lobbying</b>	<b>Total Dues Used for Lobbying</b>
<b>Wabedo Township (Cass)</b>			
Minnesota Association of Townships	450	8.0%	36
<b>Total for Entity</b>	<b>\$450</b>		<b>\$36</b>
<b>Waconia Township (Carver)</b>			
Minnesota Association of Townships	800	8.0%	64
<b>Total for Entity</b>	<b>\$800</b>		<b>\$64</b>
<b>Wacouta Township (Goodhue)</b>			
Minnesota Association of Townships	464	8.0%	37
<b>Total for Entity</b>	<b>\$464</b>		<b>\$37</b>
<b>Wadena County</b>			
Association of Minnesota Counties	6,526	15.6%	1,018
<b>Total for Entity</b>	<b>\$6,526</b>		<b>\$1,018</b>
<b>Wadena Soil and Water Conservation District</b>			
Minnesota Association of Soil & Water Conservation Districts	1,966	26.0%	511
<b>Total for Entity</b>	<b>\$1,966</b>		<b>\$511</b>
<b>Wadena Township (Wadena)</b>			
Minnesota Association of Townships	613	8.0%	49
<b>Total for Entity</b>	<b>\$613</b>		<b>\$49</b>
<b>Wagner Township (Aitkin)</b>			
Minnesota Association of Townships	448	8.0%	36
<b>Total for Entity</b>	<b>\$448</b>		<b>\$36</b>
<b>Wakefield Township (Stearns)</b>			
Minnesota Association of Townships	1,293	8.0%	103
<b>Total for Entity</b>	<b>\$1,293</b>		<b>\$103</b>
<b>Walcott Township (Rice)</b>			
Minnesota Association of Townships	645	8.0%	52
<b>Total for Entity</b>	<b>\$645</b>		<b>\$52</b>
<b>Walden Township (Cass)</b>			
Minnesota Association of Townships	501	8.0%	40
<b>Total for Entity</b>	<b>\$501</b>		<b>\$40</b>

**Table 5**  
**2013 Lobbying Expenditures Paid With Association Dues**  
**Listed by Entity**

<b>Name of Entity (County)</b> <b>Association Name</b>	<b>Total Local Government Dues</b>	<b>Proportion of Dues Used for Lobbying</b>	<b>Total Dues Used for Lobbying</b>
<b>Walden Township (Pope)</b>			
Minnesota Association of Townships	323	8.0%	26
<b>Total for Entity</b>	<b>\$323</b>		<b>\$26</b>
<b>Walls Township (Traverse)</b>			
Minnesota Association of Townships	290	8.0%	23
<b>Total for Entity</b>	<b>\$290</b>		<b>\$23</b>
<b>Walnut Lake Township (Faribault)</b>			
Minnesota Association of Townships	337	8.0%	27
<b>Total for Entity</b>	<b>\$337</b>		<b>\$27</b>
<b>Walter Township (Lac qui Parle)</b>			
Minnesota Association of Townships	317	8.0%	25
<b>Total for Entity</b>	<b>\$317</b>		<b>\$25</b>
<b>Waltham Township (Mower)</b>			
Minnesota Association of Townships	448	8.0%	36
<b>Total for Entity</b>	<b>\$448</b>		<b>\$36</b>
<b>Walworth Township (Becker)</b>			
Minnesota Association of Townships	298	8.0%	24
<b>Total for Entity</b>	<b>\$298</b>		<b>\$24</b>
<b>Wanamingo Township (Goodhue)</b>			
Minnesota Association of Townships	486	8.0%	39
<b>Total for Entity</b>	<b>\$486</b>		<b>\$39</b>
<b>Wang Township (Renville)</b>			
Minnesota Association of Townships	349	8.0%	28
<b>Total for Entity</b>	<b>\$349</b>		<b>\$28</b>
<b>Wanger Township (Marshall)</b>			
Minnesota Association of Townships	293	8.0%	23
<b>Total for Entity</b>	<b>\$293</b>		<b>\$23</b>
<b>Ward Township (Todd)</b>			
Minnesota Association of Townships	483	8.0%	39
<b>Total for Entity</b>	<b>\$483</b>		<b>\$39</b>

**Table 5**  
**2013 Lobbying Expenditures Paid With Association Dues**  
**Listed by Entity**

<b>Name of Entity (County)</b> <b>Association Name</b>	<b>Total Local Government Dues</b>	<b>Proportion of Dues Used for Lobbying</b>	<b>Total Dues Used for Lobbying</b>
<b>Warren Township (Winona)</b>			
Minnesota Association of Townships	548	8.0%	44
<b>Total for Entity</b>	<b>\$548</b>		<b>\$44</b>
<b>Warrenton Township (Marshall)</b>			
Minnesota Association of Townships	303	8.0%	24
<b>Total for Entity</b>	<b>\$303</b>		<b>\$24</b>
<b>Warroad Watershed District</b>			
Minnesota Association of Watershed Districts	336	28.2%	95
<b>Total for Entity</b>	<b>\$336</b>		<b>\$95</b>
<b>Warsaw Township (Goodhue)</b>			
Minnesota Association of Townships	534	8.0%	43
<b>Total for Entity</b>	<b>\$534</b>		<b>\$43</b>
<b>Warsaw Township (Rice)</b>			
Minnesota Association of Townships	832	8.0%	67
<b>Total for Entity</b>	<b>\$832</b>		<b>\$67</b>
<b>Waseca County</b>			
Association of Minnesota Counties	9,183	15.6%	1,433
Highway 14 Partnership	1,600	100.0%	1,600
<b>Total for Entity</b>	<b>\$10,783</b>		<b>\$3,033</b>
<b>Waseca Soil and Water Conservation District</b>			
Minnesota Association of Soil & Water Conservation Districts	1,170	26.0%	304
<b>Total for Entity</b>	<b>\$1,170</b>		<b>\$304</b>
<b>Washington County</b>			
Association of Minnesota Counties	38,747	15.6%	6,045
Minnesota Inter-County Association	56,179	50.1%	28,146
<b>Total for Entity</b>	<b>\$94,926</b>		<b>\$34,191</b>
<b>Washington Lake Township (Sibley)</b>			
Minnesota Association of Townships	498	8.0%	40
<b>Total for Entity</b>	<b>\$498</b>		<b>\$40</b>



**Table 5**  
**2013 Lobbying Expenditures Paid With Association Dues**  
**Listed by Entity**

<b>Name of Entity (County)</b> <b>Association Name</b>	<b>Total Local Government Dues</b>	<b>Proportion of Dues Used for Lobbying</b>	<b>Total Dues Used for Lobbying</b>
<b>Washington Soil and Water Conservation District</b>			
Minnesota Association of Soil & Water Conservation Districts	2,866	26.0%	745
<b>Total for Entity</b>	<b>\$2,866</b>		<b>\$745</b>
<b>Washington Township (Le Sueur)</b>			
Minnesota Association of Townships	567	8.0%	45
<b>Total for Entity</b>	<b>\$567</b>		<b>\$45</b>
<b>Wasioja Township (Dodge)</b>			
Minnesota Association of Townships	633	8.0%	51
<b>Total for Entity</b>	<b>\$633</b>		<b>\$51</b>
<b>Waskish Township (Beltrami)</b>			
Minnesota Association of Townships	309	8.0%	25
<b>Total for Entity</b>	<b>\$309</b>		<b>\$25</b>
<b>Watab Township (Benton)</b>			
Minnesota Association of Townships	1,403	8.0%	112
<b>Total for Entity</b>	<b>\$1,403</b>		<b>\$112</b>
<b>Waterbury Township (Redwood)</b>			
Minnesota Association of Townships	332	8.0%	27
<b>Total for Entity</b>	<b>\$332</b>		<b>\$27</b>
<b>Waterford Township (Dakota)</b>			
Minnesota Association of Townships	500	8.0%	40
<b>Total for Entity</b>	<b>\$500</b>		<b>\$40</b>
<b>Watertown Township (Carver)</b>			
Minnesota Association of Townships	795	8.0%	64
<b>Total for Entity</b>	<b>\$795</b>		<b>\$64</b>
<b>Waterville Township (Le Sueur)</b>			
Minnesota Association of Townships	567	8.0%	45
<b>Total for Entity</b>	<b>\$567</b>		<b>\$45</b>
<b>Watowwan County</b>			
Association of Minnesota Counties	6,307	15.6%	984
<b>Total for Entity</b>	<b>\$6,307</b>		<b>\$984</b>

**Table 5**  
**2013 Lobbying Expenditures Paid With Association Dues**  
**Listed by Entity**

<b>Name of Entity (County)</b> <b>Association Name</b>	<b>Total Local Government Dues</b>	<b>Proportion of Dues Used for Lobbying</b>	<b>Total Dues Used for Lobbying</b>
<b>Watonwan Soil and Water Conservation District</b>			
Minnesota Association of Soil & Water Conservation Districts	1,966	26.0%	511
<b>Total for Entity</b>	<b>\$1,966</b>		<b>\$511</b>
<b>Watopa Township (Wabasha)</b>			
Minnesota Association of Townships	349	8.0%	28
<b>Total for Entity</b>	<b>\$349</b>		<b>\$28</b>
<b>Waukenabo Township (Aitkin)</b>			
Minnesota Association of Townships	443	8.0%	35
<b>Total for Entity</b>	<b>\$443</b>		<b>\$35</b>
<b>Waukon Township (Norman)</b>			
Minnesota Association of Townships	306	8.0%	24
<b>Total for Entity</b>	<b>\$306</b>		<b>\$24</b>
<b>Waverly Township (Martin)</b>			
Minnesota Association of Townships	336	8.0%	27
<b>Total for Entity</b>	<b>\$336</b>		<b>\$27</b>
<b>Wawina Township (Itasca)</b>			
Minnesota Association of Townships	294	8.0%	24
<b>Total for Entity</b>	<b>\$294</b>		<b>\$24</b>
<b>Wealthwood Township (Aitkin)</b>			
Minnesota Association of Townships	427	8.0%	34
<b>Total for Entity</b>	<b>\$427</b>		<b>\$34</b>
<b>Webster Township (Rice)</b>			
Minnesota Association of Townships	974	8.0%	78
<b>Total for Entity</b>	<b>\$974</b>		<b>\$78</b>
<b>Weimer Township (Jackson)</b>			
Minnesota Association of Townships	315	8.0%	25
<b>Total for Entity</b>	<b>\$315</b>		<b>\$25</b>
<b>Welch Township (Goodhue)</b>			
Minnesota Association of Townships	580	8.0%	46
<b>Total for Entity</b>	<b>\$580</b>		<b>\$46</b>

**Table 5**  
**2013 Lobbying Expenditures Paid With Association Dues**  
**Listed by Entity**

<b>Name of Entity (County)</b> <b>Association Name</b>	<b>Total Local Government Dues</b>	<b>Proportion of Dues Used for Lobbying</b>	<b>Total Dues Used for Lobbying</b>
<b>Wellington Township (Renville)</b>			
Minnesota Association of Townships	329	8.0%	26
<b>Total for Entity</b>	<b>\$329</b>		<b>\$26</b>
<b>Wells Township (Rice)</b>			
Minnesota Association of Townships	919	8.0%	74
<b>Total for Entity</b>	<b>\$919</b>		<b>\$74</b>
<b>Wergeland Township (Yellow Medicine)</b>			
Minnesota Association of Townships	317	8.0%	25
<b>Total for Entity</b>	<b>\$317</b>		<b>\$25</b>
<b>West Albany Township (Wabasha)</b>			
Minnesota Association of Townships	467	8.0%	37
<b>Total for Entity</b>	<b>\$467</b>		<b>\$37</b>
<b>West Bank Township (Swift)</b>			
Minnesota Association of Townships	318	8.0%	25
<b>Total for Entity</b>	<b>\$318</b>		<b>\$25</b>
<b>West Heron Lake Township (Jackson)</b>			
Minnesota Association of Townships	328	8.0%	26
<b>Total for Entity</b>	<b>\$328</b>		<b>\$26</b>
<b>West Lakeland Township (Washington)</b>			
Minnesota Association of Townships	1,707	8.0%	137
<b>Total for Entity</b>	<b>\$1,707</b>		<b>\$137</b>
<b>West Metro Education Program 6069</b>			
Association of Metropolitan School Districts, Inc.	6,360	70.2%	4,465
<b>Total for Entity</b>	<b>\$6,360</b>		<b>\$4,465</b>
<b>West Newton Township (Nicollet)</b>			
Minnesota Association of Townships	473	8.0%	38
<b>Total for Entity</b>	<b>\$473</b>		<b>\$38</b>
<b>West Otter Tail Soil and Water Conservation District</b>			
Minnesota Association of Soil & Water Conservation Districts	2,866	26.0%	745
<b>Total for Entity</b>	<b>\$2,866</b>		<b>\$745</b>

**Table 5**  
**2013 Lobbying Expenditures Paid With Association Dues**  
**Listed by Entity**

<b>Name of Entity (County)</b> <b>Association Name</b>	<b>Total Local Government Dues</b>	<b>Proportion of Dues Used for Lobbying</b>	<b>Total Dues Used for Lobbying</b>
<b>West Polk Soil and Water Conservation District</b>			
Minnesota Association of Soil & Water Conservation Districts	1,966	26.0%	511
<b>Total for Entity</b>	<b>\$1,966</b>		<b>\$511</b>
<b>West Union Township (Todd)</b>			
Minnesota Association of Townships	424	8.0%	34
<b>Total for Entity</b>	<b>\$424</b>		<b>\$34</b>
<b>West Valley Township (Marshall)</b>			
Minnesota Association of Townships	313	8.0%	25
<b>Total for Entity</b>	<b>\$313</b>		<b>\$25</b>
<b>Westbrook Township (Cottonwood)</b>			
Minnesota Association of Townships	338	8.0%	27
<b>Total for Entity</b>	<b>\$338</b>		<b>\$27</b>
<b>Westerheim Township (Lyon)</b>			
Minnesota Association of Townships	346	8.0%	28
<b>Total for Entity</b>	<b>\$346</b>		<b>\$28</b>
<b>Western Lake Superior Sanitary District</b>			
League of Minnesota Cities	1,611	10.5%	169
<b>Total for Entity</b>	<b>\$1,611</b>		<b>\$169</b>
<b>Western Township (Otter Tail)</b>			
Minnesota Association of Townships	311	8.0%	25
<b>Total for Entity</b>	<b>\$311</b>		<b>\$25</b>
<b>Westfield Township (Dodge)</b>			
Minnesota Association of Townships	485	8.0%	39
<b>Total for Entity</b>	<b>\$485</b>		<b>\$39</b>
<b>Westford Township (Martin)</b>			
Minnesota Association of Townships	433	8.0%	35
<b>Total for Entity</b>	<b>\$433</b>		<b>\$35</b>
<b>Westline Township (Redwood)</b>			
Minnesota Association of Townships	326	8.0%	26
<b>Total for Entity</b>	<b>\$326</b>		<b>\$26</b>

**Table 5**  
**2013 Lobbying Expenditures Paid With Association Dues**  
**Listed by Entity**

<b>Name of Entity (County)</b> <b>Association Name</b>	<b>Total Local Government Dues</b>	<b>Proportion of Dues Used for Lobbying</b>	<b>Total Dues Used for Lobbying</b>
<b>Westport Township (Pope)</b>			
Minnesota Association of Townships	428	8.0%	34
<b>Total for Entity</b>	<b>\$428</b>		<b>\$34</b>
<b>Westside Township (Nobles)</b>			
Minnesota Association of Townships	338	8.0%	27
<b>Total for Entity</b>	<b>\$338</b>		<b>\$27</b>
<b>Wheatland Township (Rice)</b>			
Minnesota Association of Townships	805	8.0%	64
<b>Total for Entity</b>	<b>\$805</b>		<b>\$64</b>
<b>Wheeling Township (Rice)</b>			
Minnesota Association of Townships	516	8.0%	41
<b>Total for Entity</b>	<b>\$516</b>		<b>\$41</b>
<b>White Bear Lake Conservation District</b>			
League of Minnesota Cities	1,611	10.5%	169
<b>Total for Entity</b>	<b>\$1,611</b>		<b>\$169</b>
<b>White Bear Lake Township (Pope)</b>			
Minnesota Association of Townships	476	8.0%	38
<b>Total for Entity</b>	<b>\$476</b>		<b>\$38</b>
<b>White Bear Township (Ramsey)</b>			
League of Minnesota Cities	9,363	10.5%	983
Minnesota Association of Townships	3,919	8.0%	314
<b>Total for Entity</b>	<b>\$13,282</b>		<b>\$1,297</b>
<b>White Earth Township (Becker)</b>			
Minnesota Association of Townships	601	8.0%	48
<b>Total for Entity</b>	<b>\$601</b>		<b>\$48</b>
<b>White Oak Township (Hubbard)</b>			
Minnesota Association of Townships	494	8.0%	40
<b>Total for Entity</b>	<b>\$494</b>		<b>\$40</b>
<b>White Pine Township (Aitkin)</b>			
Minnesota Association of Townships	281	8.0%	22
<b>Total for Entity</b>	<b>\$281</b>		<b>\$22</b>

**Table 5**  
**2013 Lobbying Expenditures Paid With Association Dues**  
**Listed by Entity**

<b>Name of Entity (County)</b> <b>Association Name</b>	<b>Total Local Government Dues</b>	<b>Proportion of Dues Used for Lobbying</b>	<b>Total Dues Used for Lobbying</b>
<b>White Township (Saint Louis)</b>			
League of Minnesota Cities	1,567	10.5%	165
Minnesota Association of Townships	904	8.0%	72
Range Association of Municipalities and Schools	400	45.0%	180
<b>Total for Entity</b>	<b>\$2,871</b>		<b>\$417</b>
<b>Whited Township (Kanabec)</b>			
Minnesota Association of Townships	636	8.0%	51
<b>Total for Entity</b>	<b>\$636</b>		<b>\$51</b>
<b>Whitefield Township (Kandiyohi)</b>			
Minnesota Association of Townships	507	8.0%	41
<b>Total for Entity</b>	<b>\$507</b>		<b>\$41</b>
<b>Whiteford Township (Marshall)</b>			
Minnesota Association of Townships	284	8.0%	23
<b>Total for Entity</b>	<b>\$284</b>		<b>\$23</b>
<b>Whitewater Township (Winona)</b>			
Minnesota Association of Townships	332	8.0%	27
<b>Total for Entity</b>	<b>\$332</b>		<b>\$27</b>
<b>Wild Rice Township (Norman)</b>			
Minnesota Association of Townships	421	8.0%	34
<b>Total for Entity</b>	<b>\$421</b>		<b>\$34</b>
<b>Wild Rice Watershed District</b>			
Minnesota Association of Watershed Districts	3,459	28.2%	975
<b>Total for Entity</b>	<b>\$3,459</b>		<b>\$975</b>
<b>Wildwood Township (Itasca)</b>			
Minnesota Association of Townships	332	8.0%	27
<b>Total for Entity</b>	<b>\$332</b>		<b>\$27</b>
<b>Wilkin County</b>			
Association of Minnesota Counties	5,838	15.6%	911
<b>Total for Entity</b>	<b>\$5,838</b>		<b>\$911</b>

**Table 5**  
**2013 Lobbying Expenditures Paid With Association Dues**  
**Listed by Entity**

<b>Name of Entity (County)</b> <b>Association Name</b>	<b>Total Local Government Dues</b>	<b>Proportion of Dues Used for Lobbying</b>	<b>Total Dues Used for Lobbying</b>
<b>Wilkin Soil and Water Conservation District</b>			
Minnesota Association of Soil & Water Conservation Districts	1,966	26.0%	511
<b>Total for Entity</b>	<b>\$1,966</b>		<b>\$511</b>
<b>Wilkinson Township (Cass)</b>			
Minnesota Association of Townships	467	8.0%	37
<b>Total for Entity</b>	<b>\$467</b>		<b>\$37</b>
<b>Williams Township (Aitkin)</b>			
Minnesota Association of Townships	315	8.0%	25
<b>Total for Entity</b>	<b>\$315</b>		<b>\$25</b>
<b>Willmar Township (Kandiyohi)</b>			
Minnesota Association of Townships	503	8.0%	40
<b>Total for Entity</b>	<b>\$503</b>		<b>\$40</b>
<b>Willow Lake Township (Redwood)</b>			
Minnesota Association of Townships	340	8.0%	27
<b>Total for Entity</b>	<b>\$340</b>		<b>\$27</b>
<b>Willow Valley Township (Saint Louis)</b>			
Minnesota Association of Townships	310	8.0%	25
<b>Total for Entity</b>	<b>\$310</b>		<b>\$25</b>
<b>Wilma Township (Pine)</b>			
Minnesota Association of Townships	291	8.0%	23
<b>Total for Entity</b>	<b>\$291</b>		<b>\$23</b>
<b>Wilmington Township (Houston)</b>			
Minnesota Association of Townships	478	8.0%	38
<b>Total for Entity</b>	<b>\$478</b>		<b>\$38</b>
<b>Wilmont Township (Nobles)</b>			
Minnesota Association of Townships	327	8.0%	26
<b>Total for Entity</b>	<b>\$327</b>		<b>\$26</b>
<b>Wilson Township (Cass)</b>			
Minnesota Association of Townships	548	8.0%	44
<b>Total for Entity</b>	<b>\$548</b>		<b>\$44</b>

**Table 5**  
**2013 Lobbying Expenditures Paid With Association Dues**  
**Listed by Entity**

<b>Name of Entity (County)</b> <b>Association Name</b>	<b>Total Local Government Dues</b>	<b>Proportion of Dues Used for Lobbying</b>	<b>Total Dues Used for Lobbying</b>
<b>Wilson Township (Winona)</b>			
Minnesota Association of Townships	778	8.0%	62
<b>Total for Entity</b>	<b>\$778</b>		<b>\$62</b>
<b>Wilton Township (Waseca)</b>			
Minnesota Association of Townships	458	8.0%	37
<b>Total for Entity</b>	<b>\$458</b>		<b>\$37</b>
<b>Winchester Township (Norman)</b>			
Minnesota Association of Townships	287	8.0%	23
<b>Total for Entity</b>	<b>\$287</b>		<b>\$23</b>
<b>Windemere Township (Pine)</b>			
Minnesota Association of Townships	956	8.0%	76
<b>Total for Entity</b>	<b>\$956</b>		<b>\$76</b>
<b>Windom Township (Mower)</b>			
Minnesota Association of Townships	534	8.0%	43
<b>Total for Entity</b>	<b>\$534</b>		<b>\$43</b>
<b>Windsor Township (Traverse)</b>			
Minnesota Association of Townships	291	8.0%	23
<b>Total for Entity</b>	<b>\$291</b>		<b>\$23</b>
<b>Winfield Township (Renville)</b>			
Minnesota Association of Townships	341	8.0%	27
<b>Total for Entity</b>	<b>\$341</b>		<b>\$27</b>
<b>Wing River Township (Wadena)</b>			
Minnesota Association of Townships	489	8.0%	39
<b>Total for Entity</b>	<b>\$489</b>		<b>\$39</b>
<b>Winger Township (Polk)</b>			
Minnesota Association of Townships	337	8.0%	27
<b>Total for Entity</b>	<b>\$337</b>		<b>\$27</b>
<b>Winnebago Township (Faribault)</b>			
Minnesota Association of Townships	346	8.0%	28
<b>Total for Entity</b>	<b>\$346</b>		<b>\$28</b>



**Table 5**  
**2013 Lobbying Expenditures Paid With Association Dues**  
**Listed by Entity**

<b>Name of Entity (County)</b> <b>Association Name</b>	<b>Total Local Government Dues</b>	<b>Proportion of Dues Used for Lobbying</b>	<b>Total Dues Used for Lobbying</b>
<b>Winnebago Township (Houston)</b>			
Minnesota Association of Townships	334	8.0%	27
<b>Total for Entity</b>	<b>\$334</b>		<b>\$27</b>
<b>Winona County</b>			
Association of Minnesota Counties	16,531	15.6%	2,579
Minnesota Inter-County Association	11,996	50.1%	6,010
<b>Total for Entity</b>	<b>\$28,527</b>		<b>\$8,589</b>
<b>Winona Port Authority</b>			
Minnesota Ports Association	4,000	76.5%	3,060
<b>Total for Entity</b>	<b>\$4,000</b>		<b>\$3,060</b>
<b>Winona Soil and Water Conservation District</b>			
Minnesota Association of Soil & Water Conservation Districts	2,866	26.0%	745
<b>Total for Entity</b>	<b>\$2,866</b>		<b>\$745</b>
<b>Winsor Township (Clearwater)</b>			
Minnesota Association of Townships	298	8.0%	24
<b>Total for Entity</b>	<b>\$298</b>		<b>\$24</b>
<b>Winsted Township (McLeod)</b>			
Minnesota Association of Townships	647	8.0%	52
<b>Total for Entity</b>	<b>\$647</b>		<b>\$52</b>
<b>Wirt Township (Itasca)</b>			
Minnesota Association of Townships	302	8.0%	24
<b>Total for Entity</b>	<b>\$302</b>		<b>\$24</b>
<b>Wisconsin Township (Jackson)</b>			
Minnesota Association of Townships	344	8.0%	28
<b>Total for Entity</b>	<b>\$344</b>		<b>\$28</b>
<b>Wiscoy Township (Winona)</b>			
Minnesota Association of Townships	455	8.0%	36
<b>Total for Entity</b>	<b>\$455</b>		<b>\$36</b>
<b>Wolf Lake Township (Becker)</b>			
Minnesota Association of Townships	346	8.0%	28
<b>Total for Entity</b>	<b>\$346</b>		<b>\$28</b>

**Table 5**  
**2013 Lobbying Expenditures Paid With Association Dues**  
**Listed by Entity**

<b>Name of Entity (County)</b> <b>Association Name</b>	<b>Total Local Government Dues</b>	<b>Proportion of Dues Used for Lobbying</b>	<b>Total Dues Used for Lobbying</b>
<b>Wolford Township (Crow Wing)</b>			
Minnesota Association of Townships	461	8.0%	37
<b>Total for Entity</b>	<b>\$461</b>		<b>\$37</b>
<b>Wolverton Township (Wilkin)</b>			
Minnesota Association of Townships	311	8.0%	25
<b>Total for Entity</b>	<b>\$311</b>		<b>\$25</b>
<b>Wood Lake Township (Yellow Medicine)</b>			
Minnesota Association of Townships	343	8.0%	27
<b>Total for Entity</b>	<b>\$343</b>		<b>\$27</b>
<b>Woodland Township (Wright)</b>			
Minnesota Association of Townships	761	8.0%	61
<b>Total for Entity</b>	<b>\$761</b>		<b>\$61</b>
<b>Woodrow Township (Beltrami)</b>			
Minnesota Association of Townships	296	8.0%	24
<b>Total for Entity</b>	<b>\$296</b>		<b>\$24</b>
<b>Woodrow Township (Cass)</b>			
Minnesota Association of Townships	533	8.0%	43
<b>Total for Entity</b>	<b>\$533</b>		<b>\$43</b>
<b>Woods Township (Chippewa)</b>			
Minnesota Association of Townships	341	8.0%	27
<b>Total for Entity</b>	<b>\$341</b>		<b>\$27</b>
<b>Woodside Township (Otter Tail)</b>			
Minnesota Association of Townships	428	8.0%	34
<b>Total for Entity</b>	<b>\$428</b>		<b>\$34</b>
<b>Woodside Township (Polk)</b>			
Minnesota Association of Townships	499	8.0%	40
<b>Total for Entity</b>	<b>\$499</b>		<b>\$40</b>
<b>Woodville Township (Waseca)</b>			
Minnesota Association of Townships	840	8.0%	67
<b>Total for Entity</b>	<b>\$840</b>		<b>\$67</b>

**Table 5**  
**2013 Lobbying Expenditures Paid With Association Dues**  
**Listed by Entity**

<b>Name of Entity (County)</b> <b>Association Name</b>	<b>Total Local Government Dues</b>	<b>Proportion of Dues Used for Lobbying</b>	<b>Total Dues Used for Lobbying</b>
<b>Workman Township (Aitkin)</b>			
Minnesota Association of Townships	337	8.0%	27
<b>Total for Entity</b>	<b>\$337</b>		<b>\$27</b>
<b>Worthington Township (Nobles)</b>			
Minnesota Association of Townships	445	8.0%	36
<b>Total for Entity</b>	<b>\$445</b>		<b>\$36</b>
<b>Wrenshall Township (Carlton)</b>			
Minnesota Association of Townships	464	8.0%	37
<b>Total for Entity</b>	<b>\$464</b>		<b>\$37</b>
<b>Wright County</b>			
Association of Minnesota Counties	25,985	15.6%	4,054
<b>Total for Entity</b>	<b>\$25,985</b>		<b>\$4,054</b>
<b>Wright Soil and Water Conservation District</b>			
Minnesota Association of Soil & Water Conservation Districts	2,866	26.0%	745
<b>Total for Entity</b>	<b>\$2,866</b>		<b>\$745</b>
<b>Wright Township (Marshall)</b>			
Minnesota Association of Townships	307	8.0%	25
<b>Total for Entity</b>	<b>\$307</b>		<b>\$25</b>
<b>Wuori Township (Saint Louis)</b>			
Minnesota Association of Townships	523	8.0%	42
<b>Total for Entity</b>	<b>\$523</b>		<b>\$42</b>
<b>Wyandotte Township (Pennington)</b>			
Minnesota Association of Townships	312	8.0%	25
<b>Total for Entity</b>	<b>\$312</b>		<b>\$25</b>
<b>Wyanett Township (Isanti)</b>			
Minnesota Association of Townships	969	8.0%	78
<b>Total for Entity</b>	<b>\$969</b>		<b>\$78</b>
<b>Wykeham Township (Todd)</b>			
Minnesota Association of Townships	470	8.0%	38
<b>Total for Entity</b>	<b>\$470</b>		<b>\$38</b>

**Table 5**  
**2013 Lobbying Expenditures Paid With Association Dues**  
**Listed by Entity**

<b>Name of Entity (County) Association Name</b>	<b>Total Local Government Dues</b>	<b>Proportion of Dues Used for Lobbying</b>	<b>Total Dues Used for Lobbying</b>
<b>Wylie Township (Red Lake)</b>			
Minnesota Association of Townships	291	8.0%	23
<b>Total for Entity</b>	<b>\$291</b>		<b>\$23</b>
<b>Yellow Bank Township (Lac qui Parle)</b>			
Minnesota Association of Townships	322	8.0%	26
<b>Total for Entity</b>	<b>\$322</b>		<b>\$26</b>
<b>Yellow Medicine County</b>			
Association of Minnesota Counties	6,498	15.6%	1,014
<b>Total for Entity</b>	<b>\$6,498</b>		<b>\$1,014</b>
<b>Yellow Medicine River Watershed District</b>			
League of Minnesota Cities	1,611	10.5%	169
Minnesota Association of Watershed Districts	2,517	28.2%	710
<b>Total for Entity</b>	<b>\$4,128</b>		<b>\$879</b>
<b>Yellow Medicine Soil and Water Conservation District</b>			
Minnesota Association of Soil & Water Conservation Districts	1,966	26.0%	511
<b>Total for Entity</b>	<b>\$1,966</b>		<b>\$511</b>
<b>York Township (Fillmore)</b>			
Minnesota Association of Townships	456	8.0%	36
<b>Total for Entity</b>	<b>\$456</b>		<b>\$36</b>
<b>Young America Township (Carver)</b>			
Minnesota Association of Townships	568	8.0%	45
<b>Total for Entity</b>	<b>\$568</b>		<b>\$45</b>
<b>Yucatan Township (Houston)</b>			
Minnesota Association of Townships	442	8.0%	35
<b>Total for Entity</b>	<b>\$442</b>		<b>\$35</b>
<b>Zion Township (Stearns)</b>			
Minnesota Association of Townships	449	8.0%	36
<b>Total for Entity</b>	<b>\$449</b>		<b>\$36</b>
<b>Zumbro Township (Wabasha)</b>			
Minnesota Association of Townships	569	8.0%	46
<b>Total for Entity</b>	<b>\$569</b>		<b>\$46</b>

**Table 5**  
**2013 Lobbying Expenditures Paid With Association Dues**  
**Listed by Entity**

<b>Name of Entity (County) Association Name</b>	<b>Total Local Government Dues</b>	<b>Proportion of Dues Used for Lobbying</b>	<b>Total Dues Used for Lobbying</b>
<b>Zumbrota Township (Goodhue)</b>			
Minnesota Association of Townships	527	8.0%	42
<b>Total for Entity</b>	<b>\$527</b>		<b>\$42</b>
<b>Total for All Entities*</b>	<b>\$10,967,446</b>		<b>\$3,837,524 *</b>

\*Due to Rounding, this total is slightly different from the total on Table 6.

**Table 6**  
**2013 Lobbying Expenditures by Associations of Local Governments**

<b>Association</b>	<b>Total Local Government Dues</b>	<b>Percent of Dues Used for Lobbying</b>	<b>Total Government Dues Used for Lobbying*</b>	<b>Other Revenues</b>	<b>Total Lobbying Expenditures</b>
Arrowhead Counties Association	\$20,000	80.0%	\$16,000	\$ -	\$16,000
Association of Metropolitan Municipalities	531,484	39.4%	209,405	-	209,405
Association of Metropolitan School Districts, Inc.	426,410	70.2%	299,340	526	299,866
Association of Minnesota Counties	1,185,790	15.6%	184,983	-	184,983
Coalition of Greater Minnesota Cities	1,103,929	75.7%	835,674	-	835,674
Coalition of Utility Cities	95,661	78.1%	74,711	-	74,711
Consortium for Legislation for Lake Superior Schools	21,000	100.0%	21,000	-	21,000
Highway 14 Partnership	42,130	100.0%	42,130	16,768	58,898
League of Minnesota Cities	2,971,850	10.5%	312,044	316,898	628,945
Minnesota Association of Small Cities	114,370	75.0%	85,778	-	85,778
Minnesota Association of Soil & Water Conservation Districts	213,110	26.0%	55,409	-	55,409
Minnesota Association of Townships	860,144	8.0%	68,812	-	68,812
Minnesota Association of Watershed Districts	99,511	28.2%	28,062	-	28,062
Minnesota Environmental Science & Economic Review Board	138,180	39.2%	54,167	-	54,167
Minnesota Inter-County Association	398,354	50.1%	199,575	-	199,575
Minnesota Ports Association	30,000	76.5%	22,950	-	22,950
Minnesota Rural Counties Caucus	55,125	35.6%	19,625	-	19,625
Minnesota Rural Education Association	273,136	38.2%	104,338	4,000	108,338
Minnesota School Board Association	1,545,473	33.0%	510,006	1,398	511,404
Municipal Legislative Commission	156,016	84.3%	131,521	-	131,521
North Metro Crossing Coalition	69,400	100.0%	69,400	2,600	72,000
North Metro I35W Corridor Coalition	47,699	93.0%	44,360	-	44,360
North Metro Mayors Association	202,627	65.0%	131,708	-	131,708
Range Association of Municipalities and Schools	34,300	45.0%	15,435	29,078	44,513
Schools for Equity in Education	251,128	89.5%	224,760	4,604	229,364
Suburban Transit Association	80,619	94.7%	76,346	-	76,346
<b>Total for Associations</b>	<b>\$10,967,446</b>	<b>35.0%</b>	<b>\$3,837,539</b>	<b>\$375,872</b>	<b>\$4,213,414</b>

\*Due to rounding, this total is slightly different from the total on Table 5.

## **Appendix A**

### **2013 Local Government Lobbying Expenditures Reporting Form**

This page left blank intentionally



# Office of the State Auditor

Please round to the nearest dollar amount where applicable

## 2013 Local Government Lobbying Expenditures Reporting Form

Type of Entity: \_\_\_\_\_ Name: \_\_\_\_\_

Name of  
Primary Contact: \_\_\_\_\_

First M.I. Last

Phone Number: \_\_\_\_\_ Fax: \_\_\_\_\_

Email: \_\_\_\_\_

Address: \_\_\_\_\_

City: \_\_\_\_\_ Zip Code: \_\_\_\_\_ State: \_\_\_\_\_

Name of person  
completing the form: \_\_\_\_\_

First M.I. Last

Phone Number: \_\_\_\_\_ Fax: \_\_\_\_\_

Email: \_\_\_\_\_

**THIS INFORMATION IS PUBLIC; IT WILL BE AVAILABLE TO ANYONE ON REQUEST.**

### Contract Lobbyist

Identify the firm or individual retained for lobbying by your local government, and indicate the total amount paid to that firm or individual for the purpose of attempting to influence legislative or administrative action, including the amount paid for expenses.

Contract Lobbyist or Firm Name	Contract Amount or Amount Billed (Calendar Year 2013)	Not Used
_____	_____	<input type="checkbox"/>
_____	_____	<input type="checkbox"/>
_____	_____	<input type="checkbox"/>
_____	_____	<input type="checkbox"/>
_____	_____	<input type="checkbox"/>

### Employees

Identify all employees of the local government who are not registered as lobbyists and who spend at least 25 percent of their time during the legislative session on legislative matters.

Local Government Lobbyist Name		( A )	( B )	( C )	( D )	( E )	Not Used
First Name	Last Name	2013 Salary	Cost of Employee Benefits	Percent of Employee's Time Spent on Lobbying in 2013	Expenses Related to Lobbying in 2013	Total Cost of Employee's Lobbying Efforts in 2013 ((A+B)*C)+D	
_____	_____	_____	_____	_____	_____	\$ -	<input type="checkbox"/>
_____	_____	_____	_____	_____	_____	\$ -	<input type="checkbox"/>
_____	_____	_____	_____	_____	_____	\$ -	<input type="checkbox"/>
_____	_____	_____	_____	_____	_____	\$ -	<input type="checkbox"/>
_____	_____	_____	_____	_____	_____	\$ -	<input type="checkbox"/>
_____	_____	_____	_____	_____	_____	\$ -	<input type="checkbox"/>
_____	_____	_____	_____	_____	_____	\$ -	<input type="checkbox"/>
_____	_____	_____	_____	_____	_____	\$ -	<input type="checkbox"/>

All other costs related to lobbying services for the year.\*

\* See instructions for clarification

## **Instructions**

### **Lobbying Expenditure Reporting Form for Local Governments**

#### **Type of Entity**

Select type of entity from drop down list.

#### **Name of Entity**

Select name of entity from drop down list.

#### **Primary Contact**

1) Include the name, work phone number, fax (if applicable), and email address of the senior elected or appointed official for the entity.

2) Provide the address for the entity.

NOTE: Information provided is public and available upon request.

#### **Person Completing the Form**

Provide the name of the person completing the form and work contact information including phone number, fax, and email.

NOTE: Information provided is public and available upon request.

#### **Contract Lobbyists**

If you paid for services of a lobbyist as defined in Minnesota Statutes § 10A.01, subdivision 21, identify the firm or individual retained for these services by your local government, and indicate the total amount paid to that firm or individual for the purpose of attempting to influence legislative or administrative action, including the amount paid for expenses.

**“Not Used”** - Contract lobbyist names are pre-populated from last years reporting. If you did not use the lobbyist/firm for this reporting period, please check the box(es).

NOTE: *Expenditures for contract lobbyists do NOT include dues paid to local government associations. These associations report membership and lobbying expenditures directly to the Office of the State Auditor. Examples of these associations include the League of Minnesota Cities and the Minnesota School Boards Association.*

## **Employees**

- 1) Names - Identify all employees of the local government who are registered lobbyists as defined in Minnesota Statutes § 10A.01, subdivision 21. Also include any employees that spend at least 25 percent of their time during the legislative session on legislative matters but who are not registered as lobbyists.
- 2) Salary and benefits (A & B) - For each employee listed, provide the annual salary, cost of benefits (health, dental, employer-paid life insurance and retirement benefits - including employer-paid FICA) and expense reimbursements.
- 3) Time spent (C) - Estimate the percent of the employee's time that was spent lobbying the state legislature and/or state administrative agencies for the calendar year. When estimating the percent of time spent on lobbying, include time related to lobbying. For example, include time spent preparing for the legislative session, addressing legislative-related issues with local officials, legislators, state agency staff, other local government representatives, citizens, and other interested organizations. Include time spent monitoring legislative hearings. Include the time spent working with state agencies on the development and implementation of administrative rules for programs and policies that affect local governments.
- 4) Expenses (D) - Estimate employee expense reimbursements that are related to lobbying. Expenses related to lobbying include reimbursements to the employee for items such as travel, food, and the cost of materials.
- 5) Total Costs of Employee Lobbying Efforts (E) - Add the salary and benefits for the employee (A+B), multiply that amount by the percentage of time spent on lobbying (C), then add the expenses related to lobbying (D). The total amount, in dollars is reported in (E).

## **All Other Expenditures Related to Lobbying**

List expenditures associated with the calendar year lobbying effort exclusive of the salary and benefits of employees who lobby. Examples of items to include are: the actual costs of publication and distribution of lobbying materials; other printing; media (including the cost of production), postage, travel fees, including allowances such as entertainment, telephone, and other expenses. (Minnesota Statutes § 10A.04 subd. 4.) All expenditures for advertising, mailing, research, analysis, compilation and dissemination of information, and public relations campaigns related to legislative action, administrative action, or the official action of metropolitan governmental units in this State should be included. Costs of production of material that directly support lobbying, and general administrative and overhead expenditures should also be included. (Minnesota Rule 4511.0600, subp. 5).

The prorated amount of salary and benefits of those employees who assist in research, administration, communication, and support for lobbying should also be included.

This page left blank intentionally

## **Appendix B**

### **2013 Lobbying Cost Reporting Form for Associations of Local Governments**

This page left blank intentionally

**Office of the State Auditor**

*Please round to the nearest dollar amount where applicable*

**2013 Lobbying Cost Reporting Form for Associations of Local Governments**

**Name of Association:** \_\_\_\_\_

**Organizational Structure:** \_\_\_\_\_

**Primary Contact:** \_\_\_\_\_

**Title:** \_\_\_\_\_ **Phone No.:** \_\_\_\_\_

**Email:** \_\_\_\_\_

**Person Completing Form:** \_\_\_\_\_

**Phone No.:** \_\_\_\_\_ **Fax:** \_\_\_\_\_

**Email:** \_\_\_\_\_

**Association Address:** \_\_\_\_\_

**Association City:** \_\_\_\_\_ **Zip Code:** \_\_\_\_\_ **State:** \_\_\_\_\_

**Total percentage of dues spent on lobbying:**

**Total dues paid by all association members:** \$ - **From Next Page**

**Total amount association dues spent on lobbying:** \$ - **From Next Page**

**Revenues other than dues used for lobbying:** \$ -

**Total amount association spent on lobbying:** \$ -

**THIS INFORMATION IS PUBLIC; IT WILL BE AVAILABLE TO ANYONE ON REQUEST.**

**Contract Lobbyists**

*If you paid for services of a lobbyist as defined in Minnesota Statutes § 10A.01, subdivision 21, identify the firm or individual retained for these services by your local government, and indicate the total amount paid to that firm or individual for the purpose of attempting to influence legislative or administrative action.*

<b>Contract Lobbyist or Firm Name</b>	<b>Amount Billed for Lobbying During the 2013 Calendar Year</b>
_____	_____
_____	_____
_____	_____
_____	_____
_____	_____
_____	_____

**EMPLOYEES**

*Please list the total amount of employee compensation that was paid for the purpose of attempting to influence legislative or administrative action.*

**Total amount of employee compensation used for lobbying purposes.\*** \_\_\_\_\_

**Please list all other costs associated with lobbying services not included in other categories.\*** \_\_\_\_\_

\* See instruction sheet for clarification

## 2013 Lobbying Cost Reporting Form for Associations of Local Governments

Please round to the nearest dollar amount where applicable

Please enter all association members and their respective dues:

[illegible]



## Instructions

# Lobbying Expenditure Reporting Form for Local Governments Associations

### **General Information**

- 1) The name of your association should be pre-populated.
- 2) Choose from the dropdown menu the choice that best describes your Association's organizational structure.
- 3) Provide the full name of the chief executive officer of the Association and public/work contact information.
- 4) Provide the name of the person completing the form and their public/work contact information at the Association.
- 5) Provide the address of the Association.

NOTE: Information provided is public and available upon request.

### **Lobbying Expenditures**

*When entering numbers, where applicable, please round the amounts to the nearest dollar.*

- 1) Enter the percentage of members' dues spent on lobbying. The percentage entered will carry forward to page 2 of the form.
- 2) **"Total dues paid by all Association members"** will automatically be calculated. The total will be the sum of the individual membership dues listed on page 2 of the reporting form.
- 3) **"Total amount of Association dues spent on lobbying"** will automatically be calculated. The total will be the percentage of dues used for lobbying purposes times the total of dues paid.
- 4.) Enter **"Revenues other than dues used for lobbying"** which is the amount of revenue provided by sources other than dues that is used for lobbying purposes.
- 5.) **"Total amount the Association spent on lobbying"** will automatically be calculated. The total will be the sum of the total for Contract Lobbyists, Employees, and All Other expenditures.

### **Contract Lobbyists**

If you paid for a lobbyist as defined in Minnesota Statutes § 10A.01, subdivision 21, identify the firm or individual retained for these services by your local government, and indicate the total amount paid to that firm or individual for the purpose of attempting to influence legislative or administrative action.

The form is pre-populated with the previous year's entries. If you have retained a new lobbyist, you can overwrite the pre-populated box by using the dropdown menu and selecting a different lobbyist, or add a new lobbyist if it does not exist in the dropdown menu. If you have fewer lobbyists this year, simply use the delete key to clear the cells with the names of the lobbyists no longer with the association.

1) **“Amount Billed for Lobbying for the Calendar Year”** should include:

a) The actual “costs of publication and distribution of each publication used in lobbying; other printing; media (including the cost of production); postage; travel fees, including allowances; entertainment; telephone and telegraph; and other expenses.”(Minnesota Statutes § 10A.04 subd. 4.)

b) “All expenditures for advertising, mailing, research, analysis, compilation and dissemination of information, and public relations campaigns related to legislative action, administrative action, or the official action of metropolitan governmental units in this state.” Also, “all salaries and administrative expenses attributable to activities of the principal relating to efforts to influence legislative action, administrative action, or the official action of metropolitan governmental units.” (Minnesota Statutes § 10A.04, subd. 6)

c) Costs of production of material that directly support lobbying, and general administrative and overhead are included as costs. (Minnesota Rule 4511.0600, subp. 5).

### **Employee Lobbyists**

1) **Total amount of employee compensation used for lobbying:** To calculate the total amount of employee compensation allocated for lobbying purposes, please use the following method:

For each employee involved in lobbying, estimate the percentage of their time allocated to this activity and multiply it times the total annual compensation of the employee (health, dental, employer-paid life insurance and retirement benefits – including employer-paid FICA).

For example if the total compensation of the employee is \$100,000, and 25 percent of their time is spent on lobbying, \$25,000 would be the amount spent on lobbying for that employee. Perform this calculation for all employees involved in the lobbying effort, and then add the amounts together for the total.

2) **All Other Costs Associated with Lobbying:** Include all costs associated with lobbying not accounted for in the other categories, including costs associated with other employees of the association such as the prorated amount of salary and benefits of those employees who assist in research, administration, communication, and support for lobbying. Do not include the salary and benefits of those previously listed as employee or contract lobbyists.

### **Association Member Page**

The form is pre-populated with known members of the association. Additional members can be added at the bottom of the list.

Include the amount, in dollars, of total dues paid by the individual member. If an entity is no longer a member, leave the “dues paid” box blank and that entity will not appear next year.

The proportion of dues used for lobbying purposes is pre-populated based on the amount listed on the first page of the form.

The information for this report is collected in accordance with Minnesota Statutes § 6.76. The form is due by January 31.