

**The  
Minnesota  
Legislative  
Manual  
1995-1996**

**The  
Minnesota  
Legislative  
Manual  
1995-1996**

**Published by  
Election Division  
Secretary of State  
Saint Paul**



## Office of the Secretary of State State of Minnesota

100 Constitution Ave., 180 State Office Bldg.  
St. Paul, MN 55155-1299

**Joan Anderson Growe**  
Secretary of State  
**Elaine Voss**  
Deputy Secretary of State

Election Division: (612)296-2805  
Business Service Information: (612)296-2803  
General Information: (612)296-3266  
UCC & Business Service Fax: (612)297-5844  
Election Division Fax: (612)296-9073

May 4, 1995

To the People of Minnesota:

I am honored to bring you this 1995-1996 edition of the *Minnesota Legislative Manual*, our official record of government in Minnesota.

This year is the 75th anniversary of the ratification of the 19th amendment to the U.S. Constitution, which gave women the right to vote in all elections. Our Chapter One essay this year is about the movement that led to adoption of the 19th amendment. It is a fascinating story that should be shared with the present generation of Minnesotans.

It is in the memory of all those who took up the cause for equal rights for women that I dedicate this edition of the *Legislative Manual*.

Sincerely,

A handwritten signature in cursive script that reads "Joan Anderson Growe".

Joan Anderson Growe  
Secretary of State

"An Equal Opportunity Employer"

Printed with Soy Ink, on Recycled Paper

# CONTENTS

<b>Chapter One</b>	<b>Minnesota: The North Star State</b>	<b>1</b>
	The Seventy-Fifth Anniversary of the Nineteenth Amendment . . . . .	2
	Minnesota in Profile . . . . .	8
	Minnesota Symbols . . . . .	8
	Minnesota Chronicle . . . . .	9
	Fundamental Charters and Laws . . . . .	15
	Minnesota Constitution . . . . .	27
	Amendments Proposed to the Minnesota Constitution . . . . .	40
	United States Constitution . . . . .	48
<b>Chapter Two</b>	<b>Legislative Branch</b>	<b>59</b>
	The Minnesota Legislature . . . . .	60
	Members of the Senate . . . . .	63
	Members of the House of Representatives . . . . .	63
	Biographies of Legislators . . . . .	65
	Enactment of Legislation . . . . .	132
	Legislative Standing Committees . . . . .	133
	Officers of the Senate . . . . .	138
	Officers of the House of Representatives . . . . .	139
	Legislative Commissions . . . . .	143
	Legislative-Related Functions . . . . .	147
	Capitol News Correspondents . . . . .	149
	Legislative District Maps . . . . .	150
<b>Chapter Three</b>	<b>Executive Branch: Constitutional Officers</b>	<b>153</b>
	Governor . . . . .	154
	Lieutenant Governor . . . . .	157
	Secretary of State . . . . .	159
	State Auditor . . . . .	162
	State Treasurer . . . . .	164
	Attorney General . . . . .	166
	Executive Agencies . . . . .	169
	Executive Officers Since Statehood . . . . .	169
	Minnesota Vote for Governor Since 1857 . . . . .	172
<b>Chapter Four</b>	<b>Departments and Agencies</b>	<b>175</b>
	State Executive Departments . . . . .	176
	Minnesota Educational Institutions . . . . .	194



Boards, Commissions and Other Agencies . . . . . 199

**Chapter Five Judicial Branch 217**

Judiciary in Minnesota . . . . . 218  
Supreme Court . . . . . 218  
Court of Appeals . . . . . 220  
District Court . . . . . 224  
Administrative Agencies . . . . . 240

**Chapter Six Local Administration 243**

Regional Development Commissions . . . . . 244  
Metropolitan Council . . . . . 245  
Counties in Minnesota . . . . . 245  
Cities in Minnesota . . . . . 290  
Townships in Minnesota . . . . . 302  
School Districts in Minnesota . . . . . 302

**Chapter Seven Federal Government 315**

Minnesota Congressional Districts . . . . . 316  
Minnesota Senators . . . . . 318  
Minnesota Representatives . . . . . 319  
Minnesotans in Congress since Statehood . . . . . 321  
President and Vice President of the United States . . . . 325  
Minnesota Vote for President since 1860 . . . . . 326  
United States Government . . . . . 328  
Minnesotans on the Supreme Court . . . . . 329

**Chapter Eight Elections 331**

Special Elections . . . . . 332  
Primary Election Returns for 1992 . . . . . 340  
General Election Returns for 1992 . . . . . 366  
1992 Voter Turnout Maps . . . . . 522

**Appendix**

Rules of the House of Representatives . . . . .  
Rules of the Senate . . . . .  
Joint Rules of the House and Senate . . . . .

**Index 5**

*Photos in this manual by permission of the sources listed, all rights reserved. Information compiled January 1 - April 1, 1995.*

## CHAPTER ONE

# MINNESOTA: THE NORTH STAR STATE

---

The Seventy-Fifth Anniversary of the Nineteenth Amendment . . .	2
Minnesota in Profile . . . . .	8
Minnesota Symbols . . . . .	8
Minnesota Chronicle . . . . .	9
Fundamental Charters and Laws . . . . .	15
Minnesota Constitution . . . . .	27
Amendments Proposed to the Minnesota Constitution . . . . .	40
United States Constitution . . . . .	48



Photo Laura Phillips

A group of three year olds from the Downtown Child Care Center in St. Paul enjoy a game of T-ball on the Capitol grounds celebrating National Youth Service Day.

## THE SEVENTY-FIFTH ANNIVERSARY OF THE NINETEENTH AMENDMENT

### THE DAWN

Early in the morning on August 26, 1920 — and without ceremony — Bainbridge Colby, U.S. Secretary of State, signed a certificate of ratification of the Nineteenth Amendment from the state of Tennessee. Following a heated battle in the Legislature, Tennessee became the thirty-sixth state to ratify and, by that action, votes for women became the law of the land. When Carrie Chapman Catt, president of the National American Woman Suffrage Association called to ask whether the deed had been done, Secretary Colby invited her to come to his office to see for herself. On their arrival Catt and two associates stared silently at the piece of paper. Maud Wood Park, who had served as the national association's chief lobbyist and had been named president of the newly formed League of Women Voters, wrote of that moment: "We almost had to stick pins into ourselves to realize that the simple document at which we were looking was, in reality, the long sought charter of liberty for the women of this country." The nation joined American women in celebrating the occasion.

### EARLY SUFFRAGE GAINS IN MINNESOTA

The effort to win the vote had taken 72 years. Lucretia Mott and Elizabeth Cady Stanton, who began the struggle at the first women's rights convention in 1848, had died long ago. So had Susan B. Anthony and Lucy Stone whose commitment to the cause and whose energy on behalf of the campaign put them in the front rank of suffrage leaders. Minnesota leaders of those early years had also passed on. Harriet Bishop, St. Paul's first school teacher, had been the first to have spoken on behalf of women's rights in her adopted community. Jane Grey Swisshelm, the crusading journalist who insisted that "a woman ought to meddle in politics" had been invited in 1860 to address the Minnesota House on "Women and Politics" and in 1862 the Senate on "Women's Legal Disabilities." Their contemporaries, Dr. Mary Colburn and Sarah Burger Stearns, organized suffrage societies in their home towns of Champlin and Rochester and first brought the issue of suffrage to the Legislature in 1867. Eight years later the Legislature passed a school board suffrage amendment to the Minnesota Constitution which was approved by male voters in 1876 (24,340 to 19,468). In 1881 fourteen women organized a state suffrage association. The organizers included Harriet E. Bishop, Sarah Burger Stearns, and Julia Bullard Nelson of Red Wing. Stearns served as the first president, and Nelson, who had spent fifteen years teaching freedmen in Texas and Tennessee, served as president from 1890 to 1896. Other presidents included the well-known Minneapolis physician, Martha G. Ripley who succeeded Stearns as the second president, and Maud Stockwell and Clara Ueland whose terms extended from 1900 to 1910 and from 1914 to 1919. Although suffragists of the period were scoffed at and ridiculed, these women attracted others to the cause and demonstrated the capacity of women for leadership.

Despite the success of school suffrage, efforts to secure other amendments enabling women to vote on temperance issues, in municipal elections, or to enfranchise tax-paying women failed in one legislative session after another. In 1898, thanks to pressure from the Minnesota Federation of Women's Clubs, one more victory was achieved with the enfranchisement of women in library board elections. At the same time, however, amending the Constitution was made more difficult by the passage of another amendment requiring approval of subsequent amendments not by a majority of votes on the issue but by a majority of votes at the election. Because voters often ignored constitutional amendments, this new requirement for all practical purposes precluded any possibility of



Harriet Bishop

A. Falkenshiel/Minnesota Historical Society (MHS)



Sarah Burger Stearns

Frederick P. Johnson & Co., Duluth; MHS



Julia Bullard Nelson

Phillips, Red Wing; MHS

gaining suffrage by the state amendment route. Minnesota suffragists pinned their hopes on the U.S. Congress passing a federal amendment.

After a decade of legislative indifference and Congressional inaction, suffragists once more took their case to the Minnesota Legislature, seeking amendment bills from 1909 to 1915 but thereafter working on behalf of legislation authorizing women to vote for presidential electors. Six successive sessions rejected suffrage. Finally in 1919 the opposition capitulated, and Minnesota women won the right to vote in presidential elections. Over the years, the most loyal legislative supporters of suffrage included: Senator Ole Sageng (first and foremost) of Dawson; S. A. Stockwell, W. I. Norton, Theodore Christianson, and J. A. A. Burnquist, all of Minneapolis (Christianson and Burnquist also served as governor); Ignatius Donnelly, Nininger; A. M. Peterson, Coleraime; Hilding A. Swanson, Brainerd; Adolph S. Larson, Sandstone; W. I. Nolan, St. Paul; Frank Putnam, Blue Earth, and Richard S. Jones of Duluth. Notable opponents included W. W. Dunn, St. Paul; Francis A. Duxbury, Caledonia; and George H. Sullivan of Stillwater.



Senator  
Ole Sageng



Governor  
J. A. A. Burnquist

### MINNESOTA RATIFIES

In a special session called by Governor Burnquist in September 1919, Minnesota became the fifteenth state to ratify the federal amendment by a vote of 120 to 6 in the House and 60 to 5 in the Senate. There were a number of reasons for this change of heart. For one thing, the opposition of the liquor interests had waned with the earlier ratification of the Eighteenth Amendment in January 1919. Practical political considerations also influenced the outcome. Clara Ueland, who had become president of the Minnesota Woman Suffrage Association in 1914, put into place a suffrage organization along political lines, and the consequences of that initiative were not lost on legislators who could no longer claim — without fear of contradiction — that their constituents were opposed to votes for women. Finally the contributions of women during World War I had persuaded President Woodrow Wilson and other Americans that women had earned the right to a voice and a vote in the political process.



Three generations of women wait to vote in a 1908 school board election.

**“TO FINISH THE FIGHT” - THE LEAGUE OF WOMEN VOTERS**

Suffrage leaders knew, however, that this was not the end but the beginning. When Elizabeth Cady Stanton proposed in 1848 that women seek the elective franchise, she did so in the belief that suffrage would gain power for women. As they were, they had no say in the laws that governed them. Their status was contrary to democratic ideals, patently unfair and unjust. Frederick Douglass, the prominent newspaper editor and former slave, rejected the presumption that men could represent the interests of women: “No man,” he said, “can speak for a woman as a woman can speak for herself.” Years later, state Senator Ole Sageng remarked that “women should vote because theirs with men is a common humanity and a common human destiny.”

As time went on and as the lives of women changed, suffragists moved to a new argument, citing their experiences and capabilities as social reformers. Their assertion was a perfect fit with the era’s progressive politics that had gained a hold in both the Republican and Democratic parties. With the ratification of the Nineteenth Amendment, women had a pent-up litany of reforms ready for discussion and deliberation by the Congress and by state legislatures. Part of that readiness was due to the organization proposed by Carrie Chapman Catt “to finish the fight.” The League of Women Voters, formed in February 1920, took a leading role in convening other interested groups into a Women’s Joint Congressional Committee that produced a united front, gaining many new federal laws that protected working women and children and removed various legal discriminations against women.

**THE LEGISLATIVE COUNCIL**

In Minnesota, Clara Ueland, who had guided the state suffrage association in its final five years and who had been elected the first League president, resigned in less than one year to organize and lead a similar lobbying group in Minnesota. The Legislative Council, which soon counted more than twenty organizational members, succeeded in its first legislative year (1921) in enacting: a \$5.00 increase in the monthly pension maximum for mothers of dependent children (from \$15.00 to \$20.00 for the first child, from \$10.00 to \$15.00 for succeeding children), a bill enabling the state to accept the provisions of the federal Sheppard-Towner Act for the promotion of maternal and child welfare, a street trades bill forbidding children under twelve from selling newspapers, an amendment to the school compulsory attendance law, and three bills making women eligible to serve on juries. The only defeat — due to a technicality — was the attempt to establish an eight-hour day limit for women working outside the home.



Clara Ueland

It was an auspicious beginning for a new organization with twin purposes: to educate voters and to work for better government. The League was an anomaly of sorts, being both nonpartisan and political, but it resolved from the outset to adhere to the conviction of James Madison that “a people who mean to be their own government must arm themselves with the power knowledge gives.” It has been commonplace to discredit suffrage because women did not vote as a block or vote in great numbers and because few women were elected to public office. Women, like men, vote not just by virtue of their gender but by the influences of their education, experience, class, and race. All human beings differ in their outlooks. Women had to learn to vote, and not every woman took up where suffrage left off. Some were caught up in the diversions of the new decade of the “roaring twenties,” characterized by a general decline of interest in politics, a rising tide of prosperity, and a new attitude toward sexual behavior. In the 1920s women, like men, failed to go to the polls because the issues were not compelling and the candidates were not inspiring. With time, all that has changed. Women now vote in greater numbers than do men. A small gender gap has emerged, reflecting a difference in the experiences of women and consequently in their issue priorities and candidate preferences. More and more women are being elected to public office and, if the gains are slow, they are also sure.

### ENDURING LEGACIES

The achievement of suffrage has left enduring legacies. It inspired American women to organize on behalf of their own interests. It expanded human rights. It prompted a commitment to advocacy and reform. It created the League of Women Voters, also celebrating 75 years of achievement as “a voice for citizens/a force for change.” This anniversary of the Nineteenth Amendment provides women and men with the opportunity to learn how long it took and how hard women worked to win the vote. It also serves to make women of today aware that while they confront new issues in the continuing search for equality, the opportunities they now enjoy have been made possible by women of earlier generations.



Jon Williland: MHS

Suffrage march in Madison, MN, 1916.



MHS

Women registering to vote at the Coolidge campaign headquarters in Minneapolis prior to the June 1924 state primary.



The long struggle to get the vote for women and the final victory with the passage of the 19th amendment was symbolized by this cartoon appearing in the *New York Mail*.



This cartoon from the *Rocky Mountain News* was entitled "Enfranchisement Means the Sky's the Limit in Women's Sphere".

Barbara Stuhler is a retired University of Minnesota Professor and Administrator. Her book on the Minnesota suffrage campaign, *Gentle Warriors: Clara Ueland and the Minnesota Struggle for Woman Suffrage*, has been published by the Minnesota Historical Society Press.



## MINNESOTA IN PROFILE

---

**Name:** Derived from the Dakota word *Minisota* meaning "sky tinted waters"

**Organized as territory:** March 3, 1849.

**Entered union:** May 11, 1858 (32nd state).

**Motto:** L'Etoile du Nord (The North Star).

**Song:** "Hail! Minnesota."

**Area:** 84,068 square miles (12th largest state).

**Land area:** 79,289 square miles.

**Inland waters:** 4,779 square miles.

**Width:** 385 miles.

**Length:** 405 miles, extending from 43° 30' to 49° 23'4".

**Population (1994 estimate\*):** 4,567,267 (20th largest state).

**Density per square mile:** 54.3.

**Largest cities:** Minneapolis 368,383; St. Paul 272,235; Bloomington 86,335; Duluth 85,493; and Rochester 70,745.

**Percent urban population:** 70.6%.

**Percent rural population:** 29.4%.

**Average mean altitude:** 1,200 feet.

**Highest point:** Eagle Mountain (Cook County), 2,301 feet.

**Lowest point:** Surface of Lake Superior, 602 feet.

**Three major river systems:** Mississippi, Minnesota, and Red River of the North; water flows from Minnesota in three directions: Hudson Bay, Atlantic Ocean, and Gulf of Mexico; no water flows into the state.

**Number of lakes:** 15,291 larger than 10 acres.

**Largest lake:** Red Lake (451 square miles).

*\*Source: U.S. Bureau of the Census; State Demographer's Office.*

### Climate\*

	1994	30 Year Average
Annual precipitation:	29.67 inches	28.32 inches.
Annual snowfall:	50.0 inches	49.6 inches.
January average temperature:	4.4° F.	11.2°F.
July average temperature:	70.1	73.1°F.
Annual average temperature:	45.5°F.	44.9°F.
Average wind speed:	9.6 MPH	10.6 MPH
Hours of sunshine	2801	4465 possible

*\*Twin Cities Climatological Review of 1994. National Weather Service, Minneapolis/St. Paul, Minnesota; 1995.*

## MINNESOTA SYMBOLS

---

### State Flag

The present state flag was adopted by the 1957 legislature. Pictured in the center of the flag is the state seal. Three dates are woven into a flowered wreath: 1858, the statehood year; 1819, the year Fort Snelling was established; and 1893, the year the original flag was adopted.

### State Seal

The Great Seal of the State of Minnesota is the insignia which the secretary of state affixes to government papers and documents to make them official.

A seal for the territory of Minnesota was adopted in 1849 and approved by Governor Alexander Ramsey and the territorial legislature. When Minnesota became a state on May 11, 1858, there was no official state seal and according to law no official act could be undertaken without it.

The territorial seal was used as a state seal until a new design was adopted by Governor Sibley. When the legislature did not approve Governor Sibley's design, he made some changes including changing the original Latin motto to French: "L'Etoile du Nord," thereby making Minnesota the North Star State. In 1861, after three years of use, the legislature adopted the changed design making it the official state seal. In Laws of 1983, Chapter 119, the legislature revised the design of the state seal.

### State Tree

The red (*Pinus resinosa*) or Norway pine became the official state tree in 1953. It is a tall stately tree which reaches a height of sixty to one hundred feet. The trunk is straight and uniform and may grow to three to five feet in diameter. It is usually bare of branches for two-thirds of the way up the trunk, with the top or crown rounded.

**State Flower**

The pink and white lady slipper (*Cypripedium reginae*) or showy lady slipper was adopted as the state flower in 1902. Since 1925 this wildflower has been protected by state law.

**State Gemstone**

The Lake Superior agate, a quartz mineral which is basically red with white bands, was named official gemstone in 1969. It is found primarily in the red glacial drift areas of central and northeastern Minnesota.

**State Grain**

Wild rice (*Zizania aquatica*) or manomin, staple food of Minnesota's Indians for centuries, was adopted as the official state grain in 1977.

**State Bird**

The loon (*Gavia immer*) became Minnesota's state bird in 1961. It is also known as the common loon and the great northern diver. The loon is a large bird, with wing spans up to five feet and body lengths up to three feet.

**State Fish**

The walleye (*Stizostedion vitreum*) is found throughout Minnesota in lakes and rivers but is most at home in the large, clear, cool lakes of Minnesota's northern forests. It attains a weight of eighteen pounds, has flesh of the highest quality and is any angler's prize. It became the state fish in 1965.

**State Song**

"Hail! Minnesota"

**Other State Symbols**

In 1984, the legislature adopted the morel (*Morchella esculenta*) as the official state mushroom, and milk became the state drink. The blueberry muffin joined the menu as the state muffin in 1988.

## MINNESOTA CHRONICLE

---

Minnesotans enter their nation's third century conscious that the history of the land their state encompasses extends for even more centuries. Since what is past is prologue, the following chronology is offered as an introduction to Minnesota's role in the present and future:

**EXPLORATION AND TERRITORY****1654**

French traders Pierre Radisson and the Sieur de Groseilliers reached Wisconsin and probably Minnesota.

**1679**

Daniel Greysolon Dulhut (Duluth) held a council with the Dakota (Sioux) near Mille Lacs Lake.

**1680**

Father Louis Hennepin, after being held captive in a village of the Mille Lacs Dakota, was the first European to see the Falls of St. Anthony.

**1689**

On May 8, Nicholas Perrot, at Fort St. Antoine, on Lake Pepin's Wisconsin shore, laid formal claim to the surrounding country for France. He also built a fort on the Minnesota shore of the lake, near its downstream end.

**1695-1731**

The French continued to develop forts and settlements in Minnesota such as Isle Pelee north of Red Wing in 1695, Fort L'Huilier near Mankato in 1700, Fort Beauharnois near Frontenac in 1727 and in 1731 Fort St. Pierre by International Falls and Fort St. Charles in the Northwest Angle.

**1745**

The Ojibway won the decisive battle in their war with the Dakota at the Great Dakota village of Kathio on the western shore of Mille Lacs. The Ojibway eventually drove the Dakota into southern and western Minnesota.

**1763**

The Treaty of Paris, following the French and Indian War, ceded French territory east of the Mississippi River to England.

## CHAPTER 1 MINNESOTA: THE NORTH STAR STATE

**1784**

The North West Company became important in the fur trade after the Revolutionary War; Grand Portage was its headquarters.

**1797**

David Thompson, a North West Company trader, completed the mapping of the Minnesota area of the Northwest Territory.

**1803**

President Thomas Jefferson acquired that part of Minnesota lying south and west of the Mississippi River from the French emperor Napoleon Bonaparte in the Louisiana Purchase.

**1812**

The Dakota, Ojibway and Winnebago joined the English in the War of 1812.

**1817**

The American Fur Company, under the leadership of John Jacob Astor, began operations in Minnesota.

**1818**

The Convention of 1818 with England put all of Minnesota including the Red River valley under the American flag.

**1819**

The United States established Fort St. Anthony (renamed Fort Snelling in 1825) to protect the confluence of the Minnesota and Mississippi Rivers.

**1823**

On May 10, the first steamboat arrived at Fort St. Anthony. American explorer Stephen H. Long visited the Minnesota River, the Red River, and the northern frontier.

**1832**

With Ojibway guide Ozawindib, Henry R. Schoolcraft discovered the source of the Mississippi River and named it Lake Itasca.

**1836**

On April 20, after Michigan became a state, the territory of Wisconsin was organized to include the entire area of Minnesota. Joseph N. Nicollet began explorations in Minnesota.

**1837**

Governor Henry Dodge of Wisconsin signed a treaty at Fort Snelling with the Ojibway, who agreed to cede all their pine lands on the St. Croix and its tributaries. A treaty was also signed at Washington, D.C. with representatives of the Dakota for their lands east of the Mississippi. These treaties led the way for extensive white settlements within the area of Minnesota.

**1838**

Franklin Steele established a claim at the Falls of St. Anthony, in what is today Minneapolis; and Pierre Parrant built a shanty and settled on the present site of the city of St. Paul, then called "Pig's Eye".

**1841**

The Chapel of St. Paul was built and consecrated, giving the name to the future capital of the state.

**1848**

On August 26, after the admission of Wisconsin to the Union, the Stillwater Convention adopted measures calling for a separate territory to be named Minnesota. On October 30, Henry Hastings Sibley was elected delegate to Congress.

**1849**

On March 3, Congress passed the bill organizing Minnesota as a territory. Territorial officers were appointed March 19. Governor Alexander Ramsey proclaimed the organization of the territory on June 1, and the first territorial legislature assembled on September 3. On November 15, the Minnesota Historical Society was organized.

**1850**

The first U.S. census taken in Minnesota showed a population of 6,077.

**1851**

St. Paul, St. Anthony, and Stillwater were selected for the locations of the capitol, university, and

penitentiary. In July and August, the treaties of Traverse des Sioux and Mendota opened a large area in southern Minnesota to white settlers.

**1853**

The first capitol was constructed.

**1855**

On January 23, the first bridge to span the main channel of the Mississippi River anywhere along its length was opened between Minneapolis and St. Anthony.

## EARLY STATEHOOD

**1857**

The process of establishing state government in Minnesota began when Congress passed the Minnesota Enabling Act on February 26. The legislature passed a bill to make St. Peter the state capital, but since the bill was stolen before it was filed with the territorial secretary of state, the move was never made. The constitutional convention assembled on July 13 with such a rift between Democrats and Republicans that two constitutions were adopted. By October 3 one constitution was agreed upon and state officers were elected. Minnesota had a population of 150,037.

**1858**

Minnesota became the thirty-second state on May 11. At the time of its entry Minnesota was the third largest state in land area — only Texas and California were larger.

**1861**

On April 14, Governor Alexander Ramsey offered President Lincoln 1,000 men — making Minnesota the first state to offer troops to the Union. The first Minnesota regiment left Fort Snelling on June 22.

**1862**

The first railroad in Minnesota opened between Minneapolis and St. Paul. Indian discontent with the treaties that made them relinquish their lands in Minnesota to white settlers who threatened their traditional way of life and frustration with a corrupt and slow annuity system were among the causes of the Dakota War of the late summer. Several settlements in the Minnesota Valley were attacked. After 392 Indians were tried by a military commission and many of those convicted were pardoned by President Abraham Lincoln, thirty-eight Indians were hanged at Mankato on December 26.

**1863**

At the battle of Gettysburg on July 2, the 1st Minnesota Regiment made its famous charge and 215 of the 262 men were killed or wounded.

**1865**

At the close of the Civil War, Minnesota troops in the Civil and Indian wars totaled 21,982. The population of Minnesota was 250,099.

**1867**

The legislature created the State Board of Immigration to encourage immigration to Minnesota.

**1869**

William W. Folwell became the first president of the University of Minnesota, some eighteen years after the institution had received its charter from the territorial legislature.

**1881**

The first state capitol burned and a second was built within two years on the site. Technological advances in flour milling during the 1870's helped make Minneapolis the flour milling capital of the world. From 1881- 1930, Minneapolis was the nation's leading center of flour production.

**1883**

The Northern Pacific Railroad completed its transcontinental route from Minnesota to the Pacific.

**1884**

The first iron ore was shipped from Minnesota, a product of the Soudan Mine on the Vermillion Range. Six years later iron was discovered on the Mesabi Range and shipped from there beginning in 1892.

**1889**

St. Mary's Hospital opened in Rochester, marking the birth of the Mayo Clinic.

**1891**

Itasca State Park, Minnesota's first state park, was established.

## CHAPTER 1 MINNESOTA: THE NORTH STAR STATE

### 1894

On September 1, killer forest fires started, destroying over 400 square miles near Hinckley and Sandstone. More than 418 people died.

### 1896

Three-fourths of the Red Lake Indian Reservation was opened for white settlement.

### 1898

Minnesota supplied four regiments to serve in the Spanish-American War — the first state to respond to the president's call for volunteers.

## TWENTIETH CENTURY

### 1900

During the late nineteenth and early twentieth centuries, the tide of immigration into the U.S. and Minnesota swelled. Germany, Sweden, and Norway contributed most to the state's population increase with smaller migrations from other European countries, the Middle East, and China.

### 1905

Following twelve years of planning and construction, Minnesota's third and present state capitol was occupied. Lumber production from Minnesota sawmills peaked.

### 1909

President Theodore Roosevelt issued a proclamation establishing the Superior National Forest.

### 1913

The legislature passed the state's first workers compensation bill.

### 1918

During World War I, Minnesota contributed 123,325 troops.

### 1919

Prohibition began. A Minnesota congressman, Andrew J. Volstead, authored the enforcement legislation (repealed in 1933). The Minnesota legislature ratified the woman suffrage amendment to the U.S. constitution on September 8.

### 1920

The state trunk highway system was created by passage of the Babcock Good Roads Amendment, named after the state highway commissioner.

### 1927

On May 20-21, Charles A. Lindbergh of Little Falls made his trans-Atlantic flight from New York to Paris.

### 1930

Minnesotan Frank B. Kellogg, serving as U.S. secretary of state, was awarded the Nobel Peace Prize for his work on the Kellogg-Briand Peace Pact signed in Paris in 1928. Floyd B. Olson was elected the first Farmer-Labor governor of Minnesota. The state had a population of 2,563,953.

### 1931

Sinclair Lewis from Sauk Centre won the Nobel Prize for literature.

### 1932

Because of failure to redistrict the state, Minnesota's nine congressional representatives were elected at large. The next year the legislature passed a reapportionment act dividing the state into nine districts.

### 1933-34

As the depression worsened, federal and state programs were implemented to assist the unemployed and the state's farmers. The nation's first modern sit-down strike occurred in Austin.

### 1937

Establishment of the Pipestone National Monument protected the sacred Indian quarry near Pipestone.

### 1941

The Minnesota National Guard and the Naval Reserve were ordered to duty with the armed forces in World War II. The great wartime demand for military equipment led to the production by Minnesota iron mines of 83,960,822 tons of ore in 1943, the largest single tonnage up to that time.

**1944**

A special session of the legislature allowed Minnesotans in the armed forces to vote. The Democratic and Farmer-Labor parties merged to form the Minnesota Democratic-Farmer-Labor Party.

**1947**

Engineering Research Associates, Inc. designed the ATLAS — the beginning of Minnesota's computer industry.

**1948**

The value of manufactured products exceeded cash farm receipts in the state for the first time.

**1950**

The state population was 2,982,483.

**1951**

The state produced a new record of 89,564,932 tons of iron — 82% of the nation's total output.

**1956**

Reserve Mining Company's E. W. Davis Works opened at Silver Bay, inaugurating large-scale production of taconite in Minnesota.

**1958**

Grand Portage National Monument was established to protect one of the nation's foremost inland centers of 18th and 19th century fur trading.

**1959**

Transoceanic trade began with the opening of the St. Lawrence Seaway which made Duluth accessible to ocean vessels.

**1963**

After the closest race for governor in the state's history, Karl F. Rolvaag was declared the winner over Elmer L. Andersen by ninety-one votes and sworn in on March 25, after four months of recounts.

**1965**

Hubert H. Humphrey became the first Minnesotan to win election to national executive office when he was sworn in as vice-president on January 20.

**1967**

The legislature created the nation's first department of human rights.

**1968**

Vice President Hubert Humphrey became the first Minnesotan to be nominated by a major political party for president of the United States, but lost to Richard Nixon in a close election.

**1969**

Warren Burger of St. Paul became chief justice of the United States Supreme Court. In 1970, Harry Blackmun of Rochester was appointed to the court.

**1970**

Voyageurs National Park was authorized. The state population was 3,805,069.

**1972**

The DFL gained control of the legislature — the first time since 1859 that the Democrats had a majority in both houses. The 1973 legislature repealed a sixty year old law providing for the nonpartisan election of legislators and restored party designation.

**1977**

Rosalie Wahl became the first woman to serve on the state Supreme Court.

**1978**

An era in Minnesota politics ended with the death of Hubert Humphrey. Independent-Republicans captured both U.S. senate seats and the governorship.

**1980**

The state population was 4,077,148. The state's greatest influx of immigrants since displaced persons arrived after the end of World War II came in the late 1970's and early 1980's: 26,000 southeast Asians settled in Minnesota. State revenue shortfalls forced several regular and special sessions to consider budget cuts.

## CHAPTER 1 MINNESOTA: THE NORTH STAR STATE

### 1982

National recession severely impacted mining, manufacturing, and agriculture throughout the state.

Rudy Perpich became the first non-consecutive term governor and Marlene Johnson became the first woman elected lieutenant governor.

Post-census redistricting again resolved by the federal courts.

The state constitution was amended, allowing the creation of the state Court of Appeals.

### 1983

Farm foreclosures accelerated across Minnesota as land values fell.

### 1984

Native son Walter Mondale won the Democratic presidential nomination and carried Minnesota.

The I-R party gained control of the house after 12 years.

### 1986

The state economy began to rebound, accompanied by massive growth in the "service industry".

Control of the house returned to the DFL.

### 1987

A special session convened to assist Dayton-Hudson and other Minnesota corporations in warding off hostile takeovers.

The Minnesota Twins won the World Series.

### 1988

Record breaking drought gripped Minnesota.

An amendment to establish an environmental trust fund passed by a 77.41% margin, the second greatest margin this century.

The voters approved an amendment allowing the legislature to authorize a state lottery.

### 1989

The Pillsbury Company was acquired by Grand Metropolitan PLC, a British food industry conglomerate.

The Berlin wall was torn down as Germany moved toward reunification.

### 1990

The state population was 4,379,099, an increase of 7.3% from 1980, making Minnesota the fastest growing state in the region.

Iraq invaded Kuwait on August 2nd; Minnesota reserve units mobilized.

Minnesota Judicial Center opened.

In a dramatic sequence of events, Arne Carlson replaced Independent-Republican nominee Jon Grunseith on the state general election ballot and defeated Rudy Perpich's bid for an unprecedented third four-year term as governor.

The Minnesota Supreme Court became the first state supreme court in the nation to have a majority of women seated as justices following the appointment of Appeals Court Judge Sandra Gardebring.

Mikhail Gorbachev, president of the U.S.S.R., and his wife Raisa visit Minnesota on June 3rd, meeting with business and civic leaders and ordinary people. Although the weather is cold and raw, their routes through the Twin Cities area are lined with thousands of enthusiastic Minnesotans hopeful of world peace.

### 1991

Minnesota's economy followed the nation's into recession.

Allied forces in *Operation Desert Storm* defeated Iraqi troops and liberated Kuwait. Approximately 11,100 Minnesotans served in the Persian Gulf theater.

The dissolution of the Union of Soviet Socialist Republics marked the end of the “cold war” that had dominated state and national politics since 1947.

Casino gambling transforms life in and around Minnesota’s reservations.

The Minnesota Twins won their second world championship in five years.

Continued diversification of Minnesota’s economy encourages development of smaller, newer techno-manufacturing companies over heavy industry and defense contractors in the state economy.

In what has become a tradition, post-census redistricting is again thrown into the state and federal courts for resolution.

### **1992**

Minnesota’s first presidential primary election since 1956 was held April 7.

Responding to escalating medical care costs, the MinnesotaCare cost containment and funding program is enacted.

The country’s largest indoor shopping and entertainment complex, the Mall of America, opened in Bloomington in August.

The new Minnesota History Center opened in October.

Bill Clinton became the nation’s first post-World War II, “baby boom generation” president.

Alan Page became the first African-American justice elected to the state supreme court.

Dee Long becomes the first woman to serve as Speaker of the House.

### **1993**

Minnesota teacher Ann Bancroft became the first woman to reach both of the earth’s poles over land.

Minnesota loses major league hockey when the North Stars move to Dallas.

A record 54 women are sworn in as members of the legislature.

Spring snow melt and frequent rains produce record flooding throughout the southern portion of the state and upper Midwest generally, leading to massive crop losses, property damage and the disruption of transportation.

Sharon Sayles Belton is elected mayor of Minneapolis, the first woman and the first African-American to preside over the state’s largest city.

### **1994**

Following lengthy and passionate debate, the legislature approves the long term storage of high-level radioactive waste in dry casks at the Prairie Island nuclear generating plant near Red Wing.

South Africa holds its first free elections in the post-apartheid era. Minnesota Secretary of State Joan Grove served as a member of the United Nations Observer Mission to monitor the election.

### **1995**

The Women’s Final Four basketball tournament is held in Minneapolis.

## **FUNDAMENTAL CHARTERS AND LAWS**

---

This section includes six fundamental charters and laws which affect the state of Minnesota.

### **MINNESOTA UNDER FOUR NATIONS**

The land area of Minnesota has been under the governments of four nations—France, Spain, England and the United States. The early territorial claims of France, Spain and England were vague and overlapping. Formal government was nonexistent.



## CHAPTER 1 MINNESOTA: THE NORTH STAR STATE

Formal dominion over this area was probably first expressed by the French when the Sieur de Lussong, in a picturesque ceremony held at the Sault de Ste. Marie in 1671, claimed for France the vast northwest area of North America.

However, British dominion over northeastern Minnesota appears to have provided the first written constitution nominally in effect. The Quebec Act of 1774 made Minnesota a part of the province of Quebec. England's claim to this area was not exclusive as Virginia maintained a claim to the same area under its colonial charter of 1609.

The portion of Minnesota's land area east of the Mississippi River came under the jurisdiction of the United States by the treaty of peace between England and the United States in 1783. Four years later, under the Ordinance of 1787, the first genuine government was extended to this area, and the Minnesota country began its march to statehood.

### **THE NORTHWEST ORDINANCE OF 1787**

One of the great charters in Minnesota history is the Northwest Ordinance passed by the Congress of the Confederation on July 13, 1787. The Ordinance of 1787 was made possible when several states, including Massachusetts, New York, Virginia and Connecticut released their claims to the land area west of the Appalachian Mountains extending to the Mississippi River. This area became known as the Northwest Territory.

The Ordinance of 1787 followed the fundamentals of Thomas Jefferson's Ordinance of 1784 and established a government over the Northwest Territory and gave impetus to westward expansion. This outstanding governmental document gave first national recognition to the Bill of Rights, abolished primogeniture, provided for the encouragement of education, prohibited slavery, and established the principle that new states should be admitted to the federal government on equal footing with the original states.

The full effect of the Northwest Ordinance upon Minnesota law has yet to be determined. For example, the question of whether common law in Minnesota dates from the revolution or from the Ordinance of 1787 has been left open by decisions of the Minnesota courts.

The ordinance provided for the formation out of the Northwest Territory of not less than three nor more than five states. The states were to be admitted to the federal government on an equal footing with the original states.

By May of 1848 five states had been formed out of the Northwest Territory—Ohio, Indiana, Illinois, Michigan and Wisconsin.

The state of Wisconsin was organized out of the territory of Wisconsin, the last remnant of the Northwest Territory. Although in 1848 the territory of Wisconsin extended to the Mississippi River, the state of Wisconsin voluntarily limited its western boundary to the St. Croix River. This boundary limitation by the state of Wisconsin left the land area between the St. Croix and the Mississippi available for eventual inclusion in the state of Minnesota.

The state of Minnesota can trace much of its fundamental governmental principles, and a substantial portion of its territory, back to the Northwest Ordinance of 1787.

### **NORTHWEST ORDINANCE 1787 ACT OF CONGRESS, JULY 13, 1787**

An Ordinance for the government of the territory of the United States northwest of the river Ohio.

1. Be it ordained by the United States, in Congress assembled, That the said territory, for the purpose of temporary government, be one district, subject, however, to be divided into two districts, as future circumstances may, in the opinion of Congress, make it expedient.
2. Be it ordained by the authority aforesaid, That the estates both of resident and non-resident proprietors in the said territory, dying intestate, shall descend to, and be distributed among, their children and the descendants of a deceased child in equal parts, the descendants of a deceased child or grandchild to take the share of their deceased parent in equal parts among them; and where there shall be no children or descendants, then in equal parts to the next of kin, in equal degree; and among collaterals, the children of a deceased brother or sister of the intestate shall have, in equal parts among them, their deceased parent's share; and there shall, in no case, be a distinction between kindred of the whole and half blood; saving in all cases to the widow of the intestate her third part of the real estate for life, and one-third part of the personal estate; and this law, relative to descents and dower, shall remain in full force until altered by the Legislature of the district. And until the Governor and

judges shall adopt laws, as hereinafter mentioned, estates in the said territory may be devised or bequeathed by wills in writing, signed and sealed by him or her in whom the estate may be, (being of full age), and attested by three witnesses; and real estates may be conveyed by lease and release, or bargain and sale, signed, sealed, and delivered by the person, being of full age, in whom the estate may be, and attested by two witnesses, provided such wills be duly proved, and such conveyances be acknowledged, or the execution thereof duly proved, and be recorded within one year after proper magistrates, courts, and registers, shall be appointed for that purpose; and personal property may be transferred by delivery, saving, however, to the French and Canadian inhabitants, and other settlers of the Kaskaskies, Saint Vincents, and the neighboring villages, who have heretofore professed themselves citizens of Virginia, their laws and customs now in force among them, relative to the descent and conveyance of property.

3. Be it ordained by the authority aforesaid, That there shall be appointed, from time to time, by Congress, a Governor, whose commission shall continue in force for the term of three years, unless sooner revoked by Congress; he shall reside in the district, and have a freehold estate therein, in 1,000 acres of land, while in the exercise of his office.

4. There shall be appointed from time to time, by Congress, a Secretary, whose commission shall continue in force for four years, unless sooner revoked; he shall reside in the district, and have a freehold estate therein, in five hundred acres of land, while in the exercise of his office. It shall be his duty to keep and preserve the Acts and laws passed by the Legislature, and the public records of the district, and the proceedings of the Governor in his executive department, and transmit authentic copies of such Acts and proceedings every six months, to the Secretary of Congress. There shall also be appointed a court, to consist of three judges, any two of whom to form a court, who shall have a common law jurisdiction, and reside in the district, and have each therein a freehold estate in five hundred acres of land, while in the exercise of their offices; and their commission shall continue in force during good behavior.

5. The Governor and judges, or a majority of them, shall adopt and publish in the district such laws of the original States, criminal and civil, as may be necessary, and best suited to the circumstances of the district, and report them to Congress from time to time, which laws shall be in force in the district until the organization of the General Assembly therein, unless disapproved of by Congress; but afterwards the Legislature shall have authority to alter them as they shall think fit.

6. The Governor, for the time being, shall be commander-in-chief of the militia, appoint and commission all officers in the same below the rank of general officers; all general officers shall be appointed and commissioned by Congress.

7. Previous to the organization of the general assembly, the Governor shall appoint such magistrates, and other civil officers, in each county or township, as he shall find necessary for the preservation of the peace and good order in the same. After the General Assembly shall be organized the powers and duties of magistrates and other civil officers shall be regulated and defined by the said assembly; but all magistrates and other civil officers, not herein otherwise directed, shall, during the continuance of this temporary government, be appointed by the Governor.

8. For the prevention of crimes and injuries, the laws to be adopted or made shall have force in all parts of the district, and for the execution of process, criminal and civil, the Governor shall make proper divisions thereof; and he shall proceed, from time to time, as circumstances may require, to lay out the parts of the district in which the Indian titles shall have been extinguished, into counties and townships, subject, however, to such alterations as may thereafter be made by the Legislature.

9. So soon as there shall be five thousand free male inhabitants, of full age, in the district, upon giving proof thereof to the Governor, they shall receive authority, with the time and place, to elect Representatives from their counties or townships, to represent them in the General Assembly: Provided, that for every five hundred free male inhabitants there shall be one Representative, and soon, progressively, with the number of free male inhabitants, shall the right of representation increase, until the number of Representatives shall amount to twenty-five; after which the number and proportion of Representatives shall be regulated by the legislature: Provided, that no person be eligible or qualified to act as a Representative, unless he shall have been a citizen of one of the United States three years, and be a resident in the district, or unless he shall have resided in the district three years; and, in either case, shall likewise hold in his own right, in fee simple, two hundred acres of land within the same: Provided also, that a freehold in fifty acres of land in the district, having been a citizen of one of the States, and being resident in the district, or the like freehold and two years' residence in the district, shall be necessary to qualify a man as an elector of a Representative.

10. The Representatives thus elected shall serve for the term of two years; and in case of the death of a Representative, or removal from office, the Governor shall issue a writ to the county or township, for which he was a member, to elect another in his stead, to serve for the residue of the term.

11. The General Assembly, or Legislature, shall consist of the Governor, Legislative Council, and a House of Representatives. The Legislative Council shall consist of five members, to continue in office five years, unless sooner removed by Congress; any three of whom to be a quorum; and the members of the council shall be nominated and appointed in the following manner, to wit: As soon as Representatives shall be elected the Governor shall appoint a time and place for them to meet together, and when met they shall nominate ten persons, resident in the district, and each possessed of a freehold in five hundred acres of land, and return their names to Congress, five of whom Congress shall appoint and commission to serve as aforesaid; and whenever a vacancy shall happen in the Council, by death or removal from office, the House of Representatives shall nominate two persons, qualified as aforesaid, for each vacancy, and return their names to Congress, one of whom Congress shall appoint and commission for the residue of the term; and every five years, four months at least before the expiration of the time of service of the members of the Council, the said House shall nominate ten persons, qualified as aforesaid, and return their names to Congress, five of whom Congress shall appoint and commission to serve as members of the Council five years, unless sooner removed. And the Governor, Legislative Council, and House of Representatives shall have authority to make laws in all cases for the good government of the district, not repugnant to the principles and articles in this Ordinance established and declared. And all bills, having passed by a majority in the House, and by a majority in the Council, shall be referred to the Governor for his assent; but no bill or legislative Act whatever shall be of any force without his assent. The Governor shall have power to convene, prorogue, and dissolve the General Assembly when, in his opinion, it shall be expedient.

12. The Governor, judges, Legislative Council, Secretary, and such other officers as Congress shall appoint in the district, shall take an oath or affirmation of fidelity, and of office; the Governor before the President of Congress, and all other officers before the Governor. As soon as a legislature shall be formed in the district, the Council and House assembled, in one room, shall have authority, by joint ballot, to elect a delegate to Congress, who shall have a seat in Congress, with a right of debating, but not of voting, during this temporary government.

13. And for extending the fundamental principles of civil and religious liberty, which form the basis whereon these republics, their laws and Constitutions, are erected; to fix and establish those principles as the basis of all laws, Constitutions, and governments, which forever hereafter shall be formed in the said territory; to provide, also, for the establishment of States, and permanent government therein, and for their admission to a share in the federal councils on an equal footing with the original States, at as early periods as may be consistent with the general interest.

14. It is hereby ordained and declared, by the authority aforesaid, that the following articles shall be considered as articles of compact, between the original States and the people and States in the said territory, and forever remain unalterable, unless by common consent, to wit:

**Article I.** No person demeaning himself in a peaceable and orderly manner shall ever be molested on account of his mode of worship, or religious sentiments in the said territories.

**Art. II.** The inhabitants of the said territory shall always be entitled to the benefits of the writs of habeas corpus, and of the trial by jury; of a proportionate representation of the people in the Legislature, and of judicial proceedings according to the course of the common law. All persons shall be bailable, unless for capital offenses, where the proof shall be evident or the presumption great. All fines shall be moderate, and no cruel or unusual punishments shall be inflicted. No man shall be deprived of his liberty or property, but by the judgment of his peers, or the law of the land, and should the public exigencies make it necessary, for the common preservation, to take any person's property, or to demand his particular services, full compensation shall be made for the same. And, in the just preservation of rights and property, it is understood and declared that no law ought ever to be made or have force in the said territory, that shall, in any manner whatever, interfere with or affect private contracts, or engagements bona fide and without fraud previously formed.

**Art. III.** Religion, morality, and knowledge being necessary to good government and the happiness of mankind, schools and the means of education shall forever be encouraged. The utmost good faith shall always be observed towards the Indians; their lands and property shall never be taken from them without their consent; and in their property, rights, and liberty they never shall be invaded or disturbed, unless in just and lawful wars authorized by Congress; but laws founded in justice and humanity shall, from time to time, be made, for preventing wrongs being done to them, and for preserving peace and friendship with them.

**Art. IV.** The said territory, and the States which may be formed therein, shall forever remain a part of this Confederacy of the United States of America, subject to the Articles of Confederation, and to such alterations therein as shall be constitutionally made; and to all the Acts and Ordinances of the United States in Congress assembled, conformable thereto. The inhabitants and settlers in the said territory shall be subject to pay a part of the federal debts, contracted, or to be contracted, and a proportional part of the expenses of government, to be apportioned on them by Congress, according

to the same common rule and measure by which apportionments thereof shall be made on the other States; and the taxes for paying their proportion shall be laid and levied by the authority and direction of the Legislatures of the district, or districts, or new States, as in the original States, within the time agreed upon by the United States in Congress assembled. The Legislatures of those districts, or new States, shall never interfere with the primary disposal of the soil by the United States in Congress assembled, nor with any regulations Congress may find necessary for securing the title in such soil to the bona fide purchasers. No tax shall be imposed on lands the property of the United States; and in no case shall nonresident proprietors be taxed higher than residents. The navigable waters leading into the Mississippi and Saint Lawrence, and the carrying places between the same, shall be common highways, and forever free, as well to the inhabitants of the said territory as to the citizens of the United States, and those of any other States that may be admitted into the Confederacy, without any tax, impost, or duty therefor.

**Art. V.** There shall be formed in the said territory not less than three nor more than five States; and the boundaries of the States, as soon as Virginia shall alter her Act of cession, and consent to the same, shall become fixed and established as follows, to wit: The western State, in the said territory, shall be bounded by the Mississippi, the Ohio, and the Wabash rivers; a direct line drawn from the Wabash and Post Vincents, due north, to the territorial line between the United States and Canada; and by the said territorial line to the Lake of the Woods and Mississippi. The middle States shall be bounded by the said direct line, the Wabash from Post Vincents to the Ohio, by the Ohio, by a direct line drawn due north from the mouth of the Great Miami to the said territorial line, and by the said territorial line. The eastern State shall be bounded by the last mentioned direct line, the Ohio, Pennsylvania, and the said territorial line: Provided, however, and it is further understood and declared, that the boundaries of these three States, shall be subject so far to be altered, that, if Congress shall hereafter find it expedient, they shall have authority to form one or two States in that part of the said territory which lies north of an east and west line drawn through the southerly bend or extreme of Lake Michigan. And whenever any of the said States shall have sixty thousand free inhabitants therein, such State shall be admitted, by its delegates, into the Congress of the United States, on an equal footing with the original States, in all respects whatever; and shall be at liberty to form a permanent Constitution and State government: Provided, the Constitution and government, so to be formed, shall be republican, and in conformity to the principles contained in these Articles, and, so far as it can be consistent with the general interest of the Confederacy, such admission shall be allowed at an earlier period, and when there may be a less number of free inhabitants in the State than sixty thousand.

**Art. VI.** There shall be neither slavery nor involuntary servitude in the said territory, otherwise than in the punishment of crimes, whereof the party shall have been duly convicted: Provided always, that any person escaping into the same, from whom labor or service is lawfully claimed in any one of the original States, such fugitive may be lawfully reclaimed, and conveyed to the person claiming his or her labor or service as aforesaid.

Be it ordained by the authority aforesaid, That the resolutions of the 23rd of April, 1784, relative to the subject of this Ordinance, be, and the same are hereby, repealed, and declared null and void.

Done by the United States, in Congress assembled, the 13th day of July, in the year of our Lord 1787, and of their sovereignty and independence the 12th.

## THE ORGANIC ACT OF 1849

The organic act was passed by Congress on March 3, 1849, to provide for the territorial government of Minnesota. The boundaries of the territory of Minnesota were Canada on the north, Wisconsin on the east, Iowa on the south and the Missouri and White Earth rivers on the west.

The movement to create a territorial government arose from the necessity for formal government in the land area remaining after formation of the states of Wisconsin and Iowa.

The formation of the state of Iowa in 1846 left Minnesota's land area west of the Mississippi without territorial government. The triangular area between the St. Croix River and the Mississippi River was left without territorial government when the state of Wisconsin was admitted to the Union in 1848. By 1848 the land area from the St. Croix River west to the Missouri and White Earth Rivers was without territorial government—a veritable "no man's land."

Consequently, when Henry H. Sibley was elected delegate to Congress from this area, he worked with Senator Stephen A. Douglas, chairman of the senate committee on territories, to bring about passage of an organic act for the establishment of territorial government for Minnesota.

The organic act provided for a governor, secretary, judicial system, legislative assembly, and a delegate to Congress. Legislators and the delegate to Congress were elected; all other officers were appointive.

## CHAPTER 1 MINNESOTA: THE NORTH STAR STATE

The legislative assembly consisted of two houses, a council composed of nine members and a house of representatives with eighteen members. The first session of the legislature convened on September 3, 1849, in the Central House at the corner of Bench and Minnesota Streets in St. Paul. Since that time St. Paul has been the capital of Minnesota.

In 1857 a bill was introduced in the territorial legislative assembly to have the capital removed from St. Paul to St. Peter. This action was promoted by the east and west boundary group which contended that the boundary for the state of Minnesota should extend from Wisconsin west to the Missouri River, with a northern boundary just north of St. Paul.

Although this bill passed both houses of the legislative assembly, it was stolen before it could be presented to the territorial governor for his signature. Assembly member Joseph Rolette disappeared with the bill and held it until the close of the legislative session.

An important provision of the organic act was the reservation of sections 16 and 36 of each township for school purposes.

Alexander Ramsey, a Whig, was the first territorial governor. He was followed by Willis A. Gorman and Samuel Medary, Democrats.

### **AN ACT TO ESTABLISH THE TERRITORIAL GOVERNMENT OF MINNESOTA.**

[Passed March 3, 1849]

Section 1. *Be it enacted by the Senate and House of Representatives of the United States of America in Congress assembled,* That from and after the passage of this act, all that part of the territory of the United States which lies within the following limits, to-wit: Beginning in the Mississippi river at the point where the line of forty-three degrees and thirty minutes of north latitude crosses the same; thence running due west on said line, which is the northern boundary of the state of Iowa, to the northwest corner of the said state of Iowa; thence southerly along the western boundary of said state to the point where said boundary strikes the Missouri river; thence up the middle of the main channel of the Missouri river to the mouth of White Earth river; thence up the middle of the main channel of the White Earth river to the boundary line between the possessions of the United States and Great Britain, thence east and south of east along the boundary line between the possessions of the United States and Great Britain to Lake Superior; thence in a straight line to the northernmost point of the state of Wisconsin in Lake Superior; thence along the western boundary line of said state of Wisconsin to the Mississippi river; thence down the main channel of said river to the place of beginning, be and the same is hereby erected into a temporary government by the name of the Territory of Minnesota; provided, that nothing in this act contained shall be construed to inhibit the government of the United States from dividing said Territory into two or more territories, in such manner and at such times as Congress shall deem convenient and proper, or from attaching any portion of said Territory to any other state or territory of the United States.

Sec. 2. *And be it further enacted,* That the executive power and authority in and over said Territory of Minnesota shall be vested in a governor, who shall hold his office for four years, and until his successor shall be appointed and qualified, unless sooner removed by the president of the United States. The governor shall reside within said Territory; shall be commander-in-chief of the militia thereof; shall perform the duties and receive the emoluments of superintendent of Indian affairs. He may grant pardons for offenses against the law of said Territory, and reprieves for offenses against the laws of the United States until the decision of the president can be made known thereon; he shall commission all officers who shall be appointed to office under the laws of the said Territory, and shall take care that the laws be faithfully executed.

Sec. 3. *And be it further enacted,* That there shall be a secretary of said Territory, who shall reside therein, and hold his office for four years, unless sooner removed by the president of the United States; he shall record and preserve all the laws and proceedings of the legislative assembly hereinafter constituted, and all the acts and proceedings of the governor in his executive department; he shall transmit one copy of the laws and one copy of the executive proceedings, on or before the first day of December in each year, to the president of the United States, and at the same time two copies of the laws to the speaker of the house of representatives, and the president of the senate for the use of Congress. And in case of the death, removal, resignation, or necessary absence of the governor from the Territory, the secretary shall be and he is hereby authorized and required to execute and perform all the powers and the duties of the governor during such vacancy or necessary absence or until another governor shall be duly appointed to fill such vacancy.

Sec. 4. *And be it further enacted,* That the legislative power and authority of said Territory shall be vested in the governor and a legislative assembly. The legislative assembly shall consist of a council and house of representatives. The council shall consist of nine members having the qualifications of

voters, as hereinafter prescribed, whose term of service shall continue two years. The house of representatives shall, at its first session, consist of eighteen members, possessing the same qualifications as prescribed for members of the council, and whose term of service shall continue one year. The number of councilors and representatives may be increased by the legislative assembly, from time to time, in proportion to the increase of population; provided, that the whole number shall never exceed fifteen councilors and thirty-nine representatives. An apportionment shall be made, as nearly equal as practicable, among the several counties or districts for the election of the council and representatives, giving to each section of the Territory representation in the ratio of its population, Indians excepted, as nearly as may be. And the members of the council and of the house of representatives shall reside in and be inhabitants of the districts for which they may be elected, respectively. Previous to the first election, the governor shall cause a census or enumeration of the inhabitants of the several counties and districts of the Territory to be taken, and the first election shall be held at such times and places and be conducted in such manner as the governor shall appoint and direct, and he shall, at the same time, declare the number of members of the council and house of representatives to which each of the counties and districts shall be entitled under this act.

The number of persons authorized to be elected having the highest number of votes, in each of said council districts for members of the council, shall be declared by the governor to be duly elected to the council, and the person or persons authorized to be elected, having the greatest number of votes for the house of representatives, equal to the number to which each county or district shall be entitled, shall also be declared by the governor to be duly elected members of the house of representatives; provided, that in case of a tie between two or more persons voted for, the governor shall order a new election to supply the vacancy made by such tie. And the persons thus elected to the legislative assembly shall meet at such place on such day as the governor shall appoint, but thereafter the time, place and manner of holding and conducting all elections by the people, and the apportioning of the representation in the several counties or districts to the council and house of representatives, according to the population, shall be prescribed by laws, as well as the day of the commencement of the regular session of the legislative assembly; provided, that no one session shall exceed the term of sixty days.

Sec. 5. *And be it further enacted*, That every free white male inhabitant above the age of twenty-one years, who shall have been a resident of said Territory at the time of the passage of this act, shall be entitled to vote at the first election, and shall be eligible to any office within the said Territory; but the qualifications of voters and of holding office at all subsequent elections shall be such as shall be prescribed by the legislative assembly; provided, that the right of suffrage and of holding office shall be exercised only by citizens of the United States and those who shall have declared on oath their intention to become such, and shall have taken an oath to support the constitution of the United States and the provisions of this act.

Sec. 6. *And be it further enacted*, That the legislative power of the Territory shall extend to all rightful subjects of legislation, consistent with the Constitution of the United States and the provisions of this act; but no law shall be passed interfering with the primary disposal of the soil; no tax shall be imposed upon the property of the United States; nor shall the lands or other property of non-residents be taxed higher than the lands or other property of residents. All the laws passed by the legislative assembly and governor shall be submitted to the Congress of the United States, and if disapproved shall be null and of no effect.

Sec. 7. *And be it further enacted*, That all township, district and county officers, not herein otherwise provided for, shall be appointed or elected, as the case may be, in such manner as shall be provided by the governor and legislative assembly of the Territory of Minnesota. The governor shall nominate and, by and with the advice and consent of the legislative council, appoint all officers not herein otherwise provided for, and, in the first instance, the governor alone may appoint all said officers, who shall hold their offices until the end of the next session of the legislative assembly.

Sec. 8. *And be it further enacted*, That no member of the legislative assembly shall hold or be appointed to any office which shall have been created, or the salary or emoluments of which shall have been increased, while he was a member, during the term for which he was elected, and for one year after the expiration of such term; and no person holding a commission or appointment under the United States, except postmasters, shall be a member of the legislative assembly, or shall hold any office under the government of said Territory.

Sec. 9. *And be it further enacted*, That the judicial power of said Territory shall be vested in a supreme court, district courts, probate courts, and in justices of the peace. The supreme court shall consist of a chief justice and two associate justices, any two of whom shall constitute a quorum, and who shall hold a term at the seat of government of said Territory annually; and they shall hold their offices during the period of four years. The said Territory shall be divided into three judicial districts, and a district court shall be held in each of said districts by one of the justices of the supreme court, at such time and places as may be prescribed by law; and the said judges shall, after their appointment, respectively, reside in the districts which shall be assigned them. The jurisdiction of the several courts herein

provided for, both appellate and original, and that of probate courts and justices of the peace, shall be as limited by law; provided, that the justices of the peace shall not have jurisdiction of any matter in controversy when the title or boundaries of land may be in dispute, or where the debt or sum claimed shall exceed one hundred dollars; and the said supreme and district courts, respectively, shall possess chancery as well as common law jurisdiction. Each district court, or the judges thereof, shall appoint its clerk, who shall also be the register in chancery, and shall keep his office at the place where the court may be held. Writs of error, bills of exception and appeals shall be allowed in all cases from the final decisions of said district courts to the supreme court, under such regulations as may be prescribed by law, but in no case removed to the supreme court shall trial by jury be allowed in said court. The supreme court, or the justices thereof, shall appoint its own clerk, and every clerk shall hold his office at the pleasure of the court for which he shall have been appointed. Writs of error and appeals from the final decisions of said supreme court shall be allowed, and may be taken to the supreme court of the United States, in the same manner and under the same regulations as from the circuit courts of the United States, where the value of the property or the amount in controversy, to be ascertained by the oath or affirmation of either party, or other competent witness, shall exceed one thousand dollars; and each of the said district courts shall have and exercise the same jurisdiction, in all cases arising under the constitution and laws of the United States, as is vested in the circuit and district courts of the United States; and the first six days of every term of said courts, or so much thereof as shall be necessary, shall be appropriated to the trial of causes arising under the said constitution and laws; and writs of error and appeal in all such cases shall be made to the supreme court of said Territory, the same as in other cases. The said clerk shall receive in all such cases the same fees which the clerks of the district courts of the late Wisconsin Territory received for similar services.

Sec. 10. *And be it further enacted*, That there shall be appointed an attorney for said Territory, who shall continue in office for four years, unless sooner removed by the president, and who shall receive the same fees and salary as the attorney of the United States for the late Territory of Wisconsin received. There shall also be a marshal for the Territory appointed, who shall hold his office for four years, unless sooner removed by the president, and who shall hold his office for four years, unless sooner removed by the president, and who shall execute all processes issuing from the said courts, when exercising their jurisdiction as circuit and district courts of the United States; he shall perform the duties, be subject to the same regulations and penalties, and be entitled to the same fees as the marshal of the district court of the United States for the late Territory of Wisconsin; and shall, in addition, be paid two hundred dollars annually as a compensation for extra services.

Sec. 11. *And be it further enacted*, That the governor, secretary, chief justice and associate justices, attorney and marshal, shall be nominated and by and with the advice and consent of the senate, appointed by the president of the United States. The governor and secretary to be appointed as aforesaid shall, before they act as such, respectively, take an oath or affirmation, before the district judge, or some justice of the peace in the limits of said Territory, duly authorized to administer oaths and affirmations by the laws now in force therein, or before the chief justice, or some associate justice of the supreme court of the United States, to support the constitution of the United States, and faithfully to discharge the duties of their respective offices, which said oaths, when so taken, shall be certified by the person by whom the same shall have been taken, and such certificates shall be received and recorded by the said secretary among the executive proceedings; and the chief justice and associate justices, and all other civil officers in said Territory, before they act as such, shall take a like oath or affirmation, before the said governor or secretary, or some judge or justice of the peace of the Territory, who may be duly commissioned and qualified, which said oath or affirmation shall be certified and transmitted, by the person taking the same, to the secretary, to be by him recorded as aforesaid; and afterwards, the like oath or affirmation shall be taken, certified and recorded in such manner and form as may be prescribed by law. The governor shall receive an annual salary of \$1,500 as governor, and \$1,000 as superintendent of Indian affairs. The chief justice and associate justice shall each receive an annual salary of \$1,800. The secretary shall receive an annual salary of \$1,800. The said salaries shall be paid quarter-yearly, at the treasury of the United States. The members of the legislative assembly shall be entitled to receive three dollars each per day during their attendance at the session thereof, and three dollars each for every twenty miles traveled in going to and returning from the said sessions, estimated according to the nearest usually traveled route. There shall be appropriated, annually, the sum of \$1,000, to be expended by the governor to defray the contingent expenses of the Territory; and there shall also be appropriated, annually, a sufficient sum to be expended by the secretary of the Territory, and upon an estimate to be made by the secretary of the treasury of the United States, to defray the expenses of the legislative assembly, the printing of the laws, and other incidental expenses, and the secretary of the Territory shall annually account to the secretary of the treasury of the United States for the manner in which the aforesaid sum shall have been expended.

Sec. 12. *And be it further enacted*, That the inhabitants of the said Territory shall be entitled to all the rights, privileges and immunities heretofore granted and secured to the Territory of Wisconsin and to its inhabitants; and the laws in force in the Territory of Wisconsin at the date of the admission of the State of Wisconsin shall continue to be valid and operative therein, so far as the same be not incompatible with the provisions of this act, subject, nevertheless, to be altered, modified or repealed

by the governor and legislative assembly of the said Territory of Minnesota; and the laws of the United States are hereby extended over and declared to be in force in said Territory, so far as the same, or any provision thereof, may be applicable.

Sec. 13. *And be it further enacted*, That the legislative assembly of the Territory of Minnesota shall hold its first session in St. Paul; and at said first session the governor and legislative assembly shall locate and establish a temporary seat of government for said Territory, at such place as they may deem eligible; and shall at such time as they shall see proper prescribe by law the manner of locating the permanent seat of government of said Territory by a vote of the people. And the sum of twenty thousand dollars, out of any money in the treasury not otherwise appropriated, is hereby appropriated and granted to said Territory of Minnesota, to be applied by the governor and legislative assembly to the erection of suitable public buildings at the seat of government.

Sec. 14. *And be it further enacted*, That a delegate of the house of representatives of the United States, to serve for the term of two years, may be elected by the voters qualified to elect members of the legislative assembly, who shall be entitled to the same rights and privileges as are exercised and enjoyed by the delegates from the several other territories of the United States to the said house of representatives. The first election shall be held at such time and places and be conducted in such manner as the governor shall appoint and direct; and at all subsequent elections the times, places and manner of holding the elections shall be prescribed by law. The person having the greatest number of votes shall be declared by the governor to be duly elected, and a certificate thereof shall be given accordingly.

Sec. 15. *And be it further enacted*, That all suits, process and proceedings, civil and criminal, at law or in chancery, and all indictments and information, which shall be pending and undetermined in the courts of the Territory of Wisconsin, within the limits of said Territory of Minnesota, when this act shall take effect, shall be transferred to be heard, tried, prosecuted and determined in the district courts hereby established, which may include the counties or districts where any such proceedings may be pending. All bonds, recognizances, and obligations of every kind whatsoever, valid under the existing laws, within the limits of said Territory, shall be valid under this act; and all crimes and misdemeanors against the laws, in force within said limits, may be prosecuted, tried, and punished in the courts established by this act; and all penalties, forfeitures, actions and causes of action may be recovered under this act the same as they would have been under the laws in force within the limits composing said Territory at the time this act shall go into operation.

Sec. 16. *And be it further enacted*, That all justices of the peace, constables, sheriffs, and all other judicial and ministerial officers, who shall be in office within the limits of said Territory, when this act shall take effect, shall be and they are hereby authorized and required to continue to exercise and perform the duties of their respective offices as officers of the Territory of Minnesota, temporarily, and until they or others shall be duly appointed and qualified to fill their places, in the manner herein directed, or until their offices shall be abolished.

Sec. 17. *And be it further enacted*, That the sum of \$5,000 be and the same is hereby appropriated out of any moneys in the treasury not otherwise appropriated, to be expended by and under the direction of the said governor of the Territory of Minnesota, in the purchase of a library, to be kept at the seat of government for the use of the governor, legislative assembly, judges of the supreme court, secretary, marshal, and attorneys of said Territory, and such other persons and under such regulations as shall be prescribed by law.

Sec. 18. *And be it further enacted*, That when the lands in said Territory shall be surveyed under the direction of the government of the United States, preparatory to bringing the same into market, sections numbered sixteen and thirty-six in each township in said Territory shall be and the same are hereby reserved for the purpose of being applied to schools in said Territory, and in the state and territories hereafter to be erected out of the same.

Sec. 19. *And be it further enacted*, That temporarily, and until otherwise provided by law, the governor of said territory may define the judicial districts of said Territory, and assign the judges who may be appointed for said Territory to the several districts, and also appoint the times and places for holding courts in the several counties or subdivisions in each of said judicial districts, by proclamation to be issued by him; but the legislative assembly, at their first or any subsequent session, may organize, alter or modify such judicial districts, and assign the judges, and alter the times and places of holding the courts, as to them shall seem proper and convenient.

Sec. 20. *And be it further enacted*, That every bill which shall or may pass the council and house of representatives, shall, before it becomes a law, be presented to the governor of the Territory; if he approve, he shall sign it; but if not he shall return it, with his objections, to the house in which it originated; which shall cause the objections to be entered at large upon their journal, and proceed to reconsider it. If, after such reconsideration, two-thirds of that house shall agree to pass the bill, it shall



be sent, together with the objections, to the other house, by which it shall also be reconsidered, and if approved by two-thirds of that house it shall become a law; but in all such cases the votes of both houses shall be determined by yeas and nays, and the names of the persons voting for or against the bill shall be entered on the journal of each house, respectively. If any bill shall not be returned by the governor within three days (Sundays excepted) after it shall have been presented to him, the same shall be a law in like manner as if he had signed it, unless the legislative assembly, by adjournment, prevent it, in which case it shall not become a law.

### THE ENABLING ACT

Minnesota progressed under the territorial government, but many groups felt that progress would be accelerated if Minnesota were a state. Within a short time there arose a strong desire for statehood.

Henry M. Rice, delegate to Congress from the territory of Minnesota, at the opening of Congress in December, 1856, introduced a bill for an act to authorize a state government for Minnesota.

The Rice bill proposed that the north, south and east boundaries of Minnesota be continued, and that the west boundary be established as a line beginning at a point in the center of the main channel of the Red River of the North at the Canadian border and running south through Lake Traverse, through Big Stone Lake, to the Big Sioux River and to the northwest corner of Iowa. In place of the Big Sioux River, Congress substituted a line from the outlet of Big Stone Lake due south to the Iowa border.

Considerable controversy had arisen in the territory over proposed boundaries for the state of Minnesota. There were two general groups, the east and west group and the north and south group. The east and west group proposed the Missouri River as the west boundary, and a point just north of St. Paul as the north boundary. The Rice bill followed the proposal of the north and south group.

The bill for an enabling act was not without opposition in Congress. However, Minnesota again found a friend in Senator Stephen A. Douglas who was still chairman of the senate committee on territories. The enabling act passed Congress and was approved on February 27, 1857.

In addition to establishing state boundaries, the enabling act provided for a constitutional convention and an election of delegates to that convention. It further provided that the following proposals be submitted for the consideration of the constitutional convention: that seventy-two sections of land be reserved and set aside for a state university; that ten sections be granted to the state to complete and erect public buildings at the capitol; that all salt springs, not exceeding twelve, be granted to the state for its use; and that five per centum of new proceeds from the sale by Congress of public lands lying within the state of Minnesota be paid to the state for public road purposes.

The enabling act also authorized the state of Minnesota to have one representative in Congress and such additional representatives as the population of the state would entitle it to at the current ratio of representation. For the purpose of determining the population, the act authorized a census to be taken by the United States marshal. The census was completed in October of 1857; population of the territory was 150,037.

### ACT AUTHORIZING A STATE GOVERNMENT [Passed Feb. 26, 1857]

Section 1. *Be it enacted by the Senate and House of Representatives of the United States of America, in Congress assembled,* That the inhabitants of that portion of the Territory of Minnesota which is embraced within the following limits, to-wit: Beginning at the point in the center of the main channel of the Red River of the North, where the boundary line between the United States and the British Possessions crosses the same; thence up the main channel of said river to that of the Bois de Sioux river; thence up the main channel of said river to Lake Traverse; thence up the center of said lake to the southern extremity thereof, thence in a direct line to the head of Big Stone lake; thence through its center to its outlet; thence by a due south line to the north line of the State of Iowa; thence along the northern boundary of said state to the main channel of the Mississippi river; thence up the main channel of said river, and following the boundary line of the State of Wisconsin, until the same intersects with the St. Louis river; thence down the said river to and through Lake Superior, on the boundary line of Wisconsin and Michigan, until it intersects the dividing line between the United States and the British Possessions; thence up Pigeon river and following said dividing line to the place of beginning, be and they hereby are authorized to form for themselves a constitution and state government by the name of the State of Minnesota, and to come into the Union on an equal footing with the original states, according to the Federal Constitution.

Sec. 2. *And be it further enacted,* That the State of Minnesota shall have concurrent jurisdiction on the Mississippi and all other rivers and waters bordering on the said State of Minnesota, so far as the same shall form a common boundary to said state and any state or states now or hereafter to be formed

or bounded by the same; and said river or waters leading into the same shall be common highways, and forever free, as well to the inhabitants of said state as to all other citizens of the United States, without any tax, duty, impost, or toll therefor.

Sec. 3. *And be it further enacted*, That on the first Monday in June next, the legal voters in each representative district then existing within the limits of the proposed state, are hereby authorized to elect two delegates for each representative to which said district shall be entitled according to the apportionment for representatives to the territorial legislature; which election for delegates shall be held and conducted, and the returns made, in all respects in conformity with the laws of said Territory regulating the election of representatives, and the delegates so elected shall assemble at the capitol of said Territory on the second Monday in July next, and first determine by a vote whether it is the wish of the people of the proposed State to be admitted into the Union at that time; and if so, shall proceed to form a constitution, and take all necessary steps for the establishment of a state government, in conformity with the Federal Constitution, subject to the approval and ratification of the people of the proposed State.

Sec. 4. *And be it further enacted*, That in the event said convention shall decide in favor of the immediate admission of the proposed State into the Union, it shall be the duty of the United States marshal for said Territory to proceed to take a census or enumeration of the inhabitants within the limits of the proposed State, under such rules and regulations as shall be prescribed by the secretary of the interior, with the view of ascertaining the number of representatives to which said State may be entitled in the Congress of the United States. And said State shall be entitled to one representative, and such additional representatives as the population of the State shall, according to the census, show it would be entitled to according to the present ratio of representation.

Sec. 5. *And be it further enacted*, That the following propositions be and the same are hereby offered to the said convention of the people of Minnesota for their free acceptance or rejection, which, if accepted by the convention, shall be obligatory on the United States, and upon the said State of Minnesota, to-wit:

*First*—That sections numbered sixteen and thirty-six in every township of public lands in said State, and where either of said sections, or any part thereof, has been sold or otherwise been disposed of, other lands, equivalent thereto, and as contiguous as may be, shall be granted to said State for the use of schools.

*Second*—That seventy-two sections of land shall be set apart and reserved for the use and support of a state university, to be selected by the governor of said State, subject to the approval of the commissioner at the general land office, and to be appropriated and applied in such manner as the legislature of said State may prescribe; for the purpose aforesaid, but for not other purpose.

*Third*—Ten entire sections of land to be selected by the governor of said State, in legal subdivisions, shall be granted to said State for the purpose of completing the public buildings, or for the erection of others at the seat of government, under the direction of the legislature thereof.

*Fourth*—That all salt springs within said State, not exceeding twelve in number, with six sections of land adjoining or as contiguous as may be to each, shall be granted to said State for its use; and the same to be selected by the governor thereof within one year after the admission of said State, and, when so selected, to be used or disposed of on such terms, conditions and regulations as the legislature shall direct; provided, that no salt spring or land the right whereof is now vested in any individual or individuals, or which may be hereafter confirmed or adjudged to any individual or individuals, shall by this article be granted to said State.

*Fifth*—That five per centum of the net proceeds of sales of all public lands lying within said State, which shall be sold by Congress after the admission of said State into the Union, after deducting all the expenses incident to the same, shall be paid to said State for the purpose of making public roads and internal improvements as the legislature shall direct; provided, the foregoing propositions herein offered are on the condition that the said convention which shall form the constitution of said State shall provide, by a clause in said constitution, or an ordinance, irrevocable without the consent of the United States, that said State shall never interfere with the primary disposal of the soil within the same by the United States, or with any regulations Congress may find necessary for securing the title in said soil to bona fide purchasers thereof; and that no tax shall be imposed on lands belonging to the United States, and that in no case shall nonresident proprietors be taxed higher than residents.

## THE CONSTITUTIONAL CONVENTION

In accordance with the enabling act of February 26, 1857, an election was held on June 1, 1857, at which Republican and Democratic delegates were elected to the constitutional convention. When these delegates assembled in St. Paul on July 13, 1857, to draft the Minnesota constitution, bitterness

## CHAPTER 1 MINNESOTA: THE NORTH STAR STATE

between the two parties was so intense that Republican delegates and Democratic delegates refused to meet in the same convention. As a result each party held separate sessions in different rooms of the first capitol building.

The Democratic "convention" was presided over by Henry H. Sibley, later elected first governor of Minnesota. The Republican "convention" was presided over first by John W. North, and later by St. Andrew D. Balcombe.

The political cleavage was so great that the two bodies never acted in joint meeting during the entire constitutional convention—July 13 to Aug.-29. The final work was done through a conference committee composed of five conferees from each of the conventions. The conferees, by reporting to and receiving advice from their respective conventions, were able to draft a constitution that would be acceptable to both bodies. On August 28, 1857, in spite of numerous protests by delegates, the report of the conference committee was adopted without amendment by both the Republican and Democratic conventions.

However, when it came time to sign the constitution, the bitter feeling was still so intense that Democrats would not sign an instrument which bore Republican signatures, and the Republicans objected to signing an instrument which bore the signatures of Democrats. The solution to this impasse is a credit to Minnesota political ingenuity—two constitutions. One constitution was written on white paper and signed only by Republicans. The other constitution was written on blue-tinted paper and signed only by Democrats.

Thus, on the twenty-ninth day of August, after seven weeks of political dispute and disagreement, the "two" conventions adjourned when as many members as could bring themselves to do so signed the copy of the constitution enrolled for their particular convention.

### ELECTION TO ACCEPT THE CONSTITUTION

The schedule to the constitution provided for an election to be held on October 13, 1857. At this election the voters were to accept or reject the constitution. The ballots used for this purpose were printed to provide only for affirmative votes. A voter who wished to reject the constitution had to alter his ballot and write in a negative vote. The result—30,055 for acceptance and 571 for rejection.

### APPROVAL BY CONGRESS

The procedure for acquiring statehood not only requires a constitution to be approved by the voters of the proposed state, the constitution must also be approved by Congress. In December of 1857 the Minnesota constitution was submitted to the United States Senate for ratification.

A certified copy of the Democratic constitution was transmitted to the senate by the territorial secretary—a Democrat. This copy was attached to the bill for the admission of Minnesota into the Union. However, when the bill was reported back from the senate, historians report that the Republican constitution was attached. In any event, there is substantial authority that both constitutions were before Congress when Minnesota was admitted to the union on May 11, 1858.

In reality, the constitution ratified by Congress was not the original constitution. At the election of October 13, 1857, in addition to voting on the constitution, the voters elected executive, legislative and judicial officers. The state officers were content to wait for the act of Congress before assuming office. But the legislature took a contrary view. It convened on December 3, 1857, on the theory that under the enabling act the statehood of Minnesota began when the voters approved the constitution. Even though this theory was incorrect, the legislature proceeded to enact laws, the effects of which have remained undisturbed by the courts.

The first two acts passed by the legislature were proposed amendments to the constitution. One amendment authorized a loan to railroads of \$5,000,000 and the other related to the term of office of the first state officers. These amendments were ratified by the voters at a special election held April 15, 1858. It would appear that the constitution which Congress approved on May 11, 1858, was an amended constitution—not the original adopted by the constitutional convention and approved by the voters in 1857.

### THE MINNESOTA CONSTITUTION 1974

The legislature in 1971 established a constitutional study commission to review the constitution and make recommendations to maintain its utility. After two years study, the commission recommended that an amendment restructuring the constitution for easy reference and rewriting it in modern language be prepared.

The amendment was introduced and passed in both houses, signed by the governor, and approved by the voters on November 5, 1974. The previous wording of the constitution is printed, with all the amendments approved by voters since its adoption in 1857, in the Minnesota Legislative Manual 1973-74, pages 445-484. The amendment approved in 1974 did not alter the meaning of the constitution. In cases of constitutional law, the original document remains the final authority.

## **CONSTITUTION OF THE STATE OF MINNESOTA** **[Generally Revised November 5, 1974]**

### **Preamble**

We, the people of the state of Minnesota, grateful to God for our civil and religious liberty, and desiring to perpetuate its blessings and secure the same to ourselves and our posterity, do ordain and establish this Constitution.

### **ARTICLE I** **BILL OF RIGHTS**

Section 1. **Object of government.** Government is instituted for the security, benefit and protection of the people, in whom all political power is inherent, together with the right to alter, modify or reform government whenever required by the public good.

Sec. 2. **Rights and privileges.** No member of this state shall be disfranchised or deprived of any of the rights or privileges secured to any citizen thereof, unless by the law of the land or the judgment of his peers. There shall be neither slavery nor involuntary servitude in the state otherwise than as punishment for a crime of which the party has been convicted.

Sec. 3. **Liberty of the press.** The liberty of the press shall forever remain inviolate, and all persons may freely speak, write and publish their sentiments on all subjects, being responsible for the abuse of such right.

Sec. 4. **Trial by jury.** The right of trial by jury shall remain inviolate, and shall extend to all cases at law without regard to the amount in controversy. A jury trial may be waived by the parties in all cases in the manner prescribed by law. The legislature may provide that the agreement of five-sixths of a jury in a civil action or proceeding, after not less than six hours' deliberation, is a sufficient verdict. The legislature may provide for the number of jurors in a civil action or proceeding, provided that a jury have at least six members.

Sec. 5. **No excessive bail or unusual punishments.** Excessive bail shall not be required, nor excessive fines imposed, nor cruel or unusual punishments inflicted.

Sec. 6. **Rights of accused in criminal prosecutions.** In all criminal prosecutions the accused shall enjoy the right to a speedy and public trial by an impartial jury of the county or district wherein the crime shall have been committed, which county or district shall have been previously ascertained by law. In all prosecutions of crimes defined by law as felonies, the accused has the right to a jury of 12 members. In all other criminal prosecutions, the legislature may provide for the number of jurors, provided that a jury have at least six members. The accused shall enjoy the right to be informed of the nature and cause of the accusation, to be confronted with the witnesses against him, to have compulsory process for obtaining witnesses in his favor and to have the assistance of counsel in his defense.

Sec. 7. **Due process; prosecutions;** double jeopardy; self-incrimination; bail; habeas corpus. No person shall be held to answer for a criminal offense without due process of law, and no person shall be put twice in jeopardy of punishment for the same offense, nor be compelled in any criminal case to be a witness against himself, nor be deprived of life, liberty or property without due process of law. All persons before conviction shall be bailable by sufficient sureties, except for capital offenses when the proof is evident or the presumption great. The privilege of the writ of habeas corpus shall not be suspended unless the public safety requires it in case of rebellion or invasion.

Sec. 8. **Redress of injuries or wrongs.** Every person is entitled to a certain remedy in the laws for all injuries or wrongs which he may receive to his person, property or character, and to obtain justice freely and without purchase, completely and without denial, promptly and without delay, conformable to the laws.

Sec. 9. **Treason defined.** Treason against the state consists only in levying war against the state, or in adhering to its enemies, giving them aid and comfort. No person shall be convicted of treason unless on the testimony of two witnesses to the same overt act or on confession in open court.

## CHAPTER 1 MINNESOTA: THE NORTH STAR STATE

Sec. 10. **Unreasonable searches and seizures prohibited.** The right of the people to be secure in their persons, houses, papers, and effects against unreasonable searches and seizures shall not be violated; and no warrant shall issue but upon probable cause, supported by oath or affirmation, and particularly describing the place to be searched and the person or things to be seized.

Sec. 11. **Attainers, ex post facto laws and laws impairing contracts prohibited.** No bill of attainder, ex post facto law, or any law impairing the obligation of contracts shall be passed, and no conviction shall work corruption of blood or forfeiture of estate.

Sec. 12. **Imprisonment for debt; property exemption.** No person shall be imprisoned for debt in this state, but this shall not prevent the legislature from providing for imprisonment, or holding to bail, persons charged with fraud in contracting said debt. A reasonable amount of property shall be exempt from seizure or sale for the payment of any debt or liability. The amount of such exemption shall be determined by law. Provided, however, that all property so exempted shall be liable to seizure and sale for any debts incurred to any person for work done or materials furnished in the construction, repair or improvement of the same, and provided further, that such liability to seizure and sale shall also extend to all real property for any debt to any laborer or servant for labor or service performed.

Sec. 13. **Private property for public use.** Private property shall not be taken, destroyed or damaged for public use without just compensation therefor, first paid or secured.

Sec. 14. **Military power subordinate.** The military shall be subordinate to the civil power and no standing army shall be maintained in this state in times of peace.

Sec. 15. **Lands allodial; void agricultural leases.** All lands within the state are allodial and feudal tenures of every description with all their incidents are prohibited. Leases and grants of agricultural lands for a longer period than 21 years reserving rent or service of any kind shall be void.

Sec. 16. **Freedom of conscience; no preference to be given to any religious establishment or mode of worship.** The enumeration of rights in this constitution shall not deny or impair others retained by and inherent in the people. The right of every man to worship God according to the dictates of his own conscience shall never be infringed; nor shall any man be compelled to attend, erect or support any place of worship, or to maintain any religious or ecclesiastical ministry, against his consent; nor shall any control of or interference with the rights of conscience be permitted, or any preference be given by law to any religious establishment or mode of worship; but the liberty of conscience hereby secured shall not be so construed as to excuse acts of licentiousness or justify practices inconsistent with the peace or safety of the state, nor shall any money be drawn from the treasury for the benefit of any religious societies or religious or theological seminaries.

Sec. 17. **Religious tests and property qualifications prohibited.** No religious test or amount of property shall be required as a qualification for any office of public trust in the state. No religious test or amount of property shall be required as a qualification of any voter at any election in this state; nor shall any person be rendered incompetent to give evidence in any court of law or equity in consequence of his opinion upon the subject of religion.

## ARTICLE II NAME AND BOUNDARIES

Section 1. **Name and boundaries; acceptance of organic act.** This state shall be called the state of Minnesota and shall consist of and have jurisdiction over the territory embraced in the act of Congress entitled, "An act to authorize the people of the Territory of Minnesota to form a constitution and state government, preparatory to their admission into the Union on equal footing with the original states," and the propositions contained in that act are hereby accepted, ratified and confirmed, and remain irrevocable without the consent of the United States.

Sec. 2. **Jurisdiction on boundary waters.** The state of Minnesota has concurrent jurisdiction on the Mississippi and on all other rivers and waters forming a common boundary with any other state or states. Navigable waters leading into the same, shall be common highways and forever free to citizens of the United States without any tax, duty, impost or toll therefor.

## ARTICLE III DISTRIBUTION OF THE POWERS OF GOVERNMENT

Section 1. **Division of powers.** The powers of government shall be divided into three distinct departments: legislative, executive and judicial. No person or persons belonging to or constituting one of these departments shall exercise any of the powers properly belonging to either of the others except in the instances expressly provided in this constitution.

## ARTICLE IV LEGISLATIVE DEPARTMENT

Section 1. **Composition of legislature.** The legislature consists of the senate and house of representatives.

Sec. 2. **Apportionment of members.** The number of members who compose the senate and house of representatives shall be prescribed by law. The representation in both houses shall be apportioned equally throughout the different sections of the state in proportion to the population thereof.

Sec. 3. **Census enumeration apportionment;** congressional and legislative district boundaries; senate districts. At its first session after each enumeration of the inhabitants of this state made by the authority of the United States, the legislature shall have the power to prescribe the bounds of congressional and legislative districts. Senators shall be chosen by single districts of convenient contiguous territory. No representative district shall be divided in the formation of a senate district. The senate districts shall be numbered in a regular series.

Sec. 4. **Terms of office of senators and representatives; vacancies.** Representatives shall be chosen for a term of two years, except to fill a vacancy. Senators shall be chosen for a term of four years, except to fill a vacancy and except there shall be an entire new election of all the senators at the first election of representatives after each new legislative apportionment provided for in this article. The governor shall call elections to fill vacancies in either house of the legislature.

Sec. 5. **Restriction on holding office.** No senator or representative shall hold any other office under the authority of the United States or the state of Minnesota, except that of postmaster or of notary public. If elected or appointed to another office, a legislator may resign from the legislature by tendering his resignation to the governor.

Sec. 6. **Qualification of legislators; judging election returns and eligibility.** Senators and representatives shall be qualified voters of the state, and shall have resided one year in the state and six months immediately preceding the election in the district from which elected. Each house shall be the judge of the election returns and eligibility of its own members. The legislature shall prescribe by law the manner for taking evidence in cases of contested seats in either house.

Sec. 7. **Rules of government.** Each house may determine the rules of its proceedings, sit upon its own adjournment, punish its members for disorderly behavior, and with the concurrence of two-thirds expel a member; but no member shall be expelled a second time for the same offense.

Sec. 8. **Oath of office.** Each member and officer of the legislature before entering upon his duties shall take an oath or affirmation to support the Constitution of the United States, the constitution of this state, and to discharge faithfully the duties of his office to the best of his judgment and ability.

Sec. 9. **Compensation.** The compensation of senators and representatives shall be prescribed by law. No increase of compensation shall take effect during the period for which the members of the existing house of representatives may have been elected.

Sec. 10. **Privilege from arrest.** The members of each house in all cases except treason, felony and breach of the peace, shall be privileged from arrest during the session of their respective houses and in going to or returning from the same. For any speech or debate in either house they shall not be questioned in any other place.

Sec. 11. **Protest and dissent of members.** Two or more members of either house may dissent and protest against any act or resolution which they think injurious to the public or to any individual and have the reason of their dissent entered in the journal.

Sec. 12. **Biennial meetings; length of session; special sessions; length of adjournments.** The legislature shall meet at the seat of government in regular session in each biennium at the times prescribed by law for not exceeding a total of 120 legislative days. The legislature shall not meet in regular session, nor in any adjournment thereof, after the first Monday following the third Saturday in May of any year. After meeting at a time prescribed by law, the legislature may adjourn to another time. "Legislative day" shall be defined by law. A special session of the legislature may be called by the governor on extraordinary occasions.

Neither house during a session of the legislature shall adjourn for more than three days (Sundays excepted) nor to any other place than that in which the two houses shall be assembled without the consent of the other house.

Sec. 13. **Quorum.** A majority of each house constitutes a quorum to transact business, but a smaller

number may adjourn from day to day and compel the attendance of absent members in the manner and under the penalties it may provide.

**Sec. 14. Open sessions.** Each house shall be open to the public during its sessions except in cases which in its opinion require secrecy.

**Sec. 15. Officers; journals.** Each house shall elect its presiding officer and other officers as may be provided by law. Both houses shall keep journals of their proceedings, and from time to time publish the same, and the yeas and nays, when taken on any question, shall be entered in the journals.

**Sec. 16. Elections viva voce.** In all elections by the legislature members shall vote viva voce and their votes shall be entered in the journal.

**Sec. 17. Laws to embrace only one subject.** No law shall embrace more than one subject, which shall be expressed in its title.

**Sec. 18. Revenue bills to originate in house.** All bills for raising revenue shall originate in the house of representatives, but the senate may propose and concur with the amendments as on other bills.

**Sec. 19. Reporting of bills.** Every bill shall be reported on three different days in each house, unless, in case of urgency, two-thirds of the house where the bill is pending deem it expedient to dispense with this rule.

**Sec. 20. Enrollment of bills.** Every bill passed by both houses shall be enrolled and signed by the presiding officer of each house. Any presiding officer refusing to sign a bill passed by both houses shall thereafter be disqualified from any office of honor or profit in the state. Each house by rule shall provide the manner in which a bill shall be certified for presentation to the governor in case of such refusal.

**Sec. 21. Passage of bills on last day of session prohibited.** No bill shall be passed by either house upon the day prescribed for adjournment. This section shall not preclude the enrollment of a bill or its transmittal from one house to the other or to the executive for his signature.

**Sec. 22. Majority vote of all members to pass a law.** The style of all laws of this state shall be: "Be it enacted by the legislature of the state of Minnesota." No law shall be passed unless voted for by a majority of all the members elected to each house of the legislature, and the vote entered in the journal of each house.

**Sec. 23. Approval of bills by governor; action on veto.** Every bill passed in conformity to the rules of each house and the joint rules of the two houses shall be presented to the governor. If he approves a bill, he shall sign it, deposit it in the office of the secretary of state and notify the house in which it originated of that fact. If he vetoes a bill, he shall return it with his objections to the house in which it originated. His objections shall be entered in the journal. If, after reconsideration, two-thirds of that house agree to pass the bill, it shall be sent, together with the governor's objections, to the other house, which shall likewise reconsider it. If approved by two-thirds of that house it becomes a law and shall be deposited in the office of the secretary of state. In such cases the votes of both houses shall be determined by yeas and nays, and the names of the persons voting for or against the bill shall be entered in the journal of each house. Any bill not returned by the governor within three days (Sundays excepted) after it is presented to him becomes a law as if he had signed it, unless the legislature by adjournment within that time prevents its return. Any bill passed during the last three days of a session may be presented to the governor during the three days following the day of final adjournment and becomes law if the governor signs and deposits it in the office of the secretary of state within 14 days after the adjournment of the legislature. Any bill passed during the last three days of the session which is not signed and deposited within 14 days after adjournment does not become a law.

If a bill presented to the governor contains several items of appropriation of money, he may veto one or more of the items while approving the bill. At the time he signs the bill the governor shall append to it a statement of the items he vetoes and the vetoed items shall not take effect. If the legislature is in session, he shall transmit to the house in which the bill originated a copy of the statement, and the items vetoed shall be separately reconsidered. If on reconsideration any item is approved by two-thirds of the members elected to each house, it is a part of the law notwithstanding the objections of the governor.

**Sec. 24. Presentation of orders, resolutions, and votes to governor.** Each order, resolution or vote requiring the concurrence of the two houses except such as relate to the business or adjournment of the legislature shall be presented to the governor and is subject to his veto as prescribed in case of a bill.

Sec. 25. **Disorderly conduct.** During a session each house may punish by imprisonment for not more than 24 hours any person not a member who is guilty of any disorderly or contemptuous behavior in its presence.

Sec. 26. **Banking laws; two-thirds votes.** Passage of a general banking law requires the vote of two-thirds of the members of each house of the legislature.

## ARTICLE V EXECUTIVE DEPARTMENT

Section 1. **Executive officers.** The executive department consists of a governor, lieutenant governor, secretary of state, auditor, treasurer and attorney general, who shall be chosen by the electors of the state. The governor and lieutenant governor shall be chosen jointly by a single vote applying to both offices in a manner prescribed by law.

Sec. 2. **Term of governor and lieutenant governor; qualifications.** The term of office for the governor and lieutenant governor is four years and until a successor is chosen and qualified. Each shall have attained the age of 25 years and, shall have been a bona fide resident of the state for one year next preceding his election, and shall be a citizen of the United States.

Sec. 3. **Powers and duties of governor.** The governor shall communicate by message to each session of the legislature information touching the state and country. He is commander-in-chief of the military and naval forces and may call them out to execute the laws, suppress insurrection and repel invasion. He may require the opinion in writing of the principal officer in each of the executive departments upon any subject relating to his duties. With the advice and consent of the senate he may appoint notaries public and other officers provided by law. He may appoint commissioners to take the acknowledgment of deeds or other instruments in writing to be used in the state. He shall take care that the laws be faithfully executed. He shall fill any vacancy that may occur in the offices of secretary of state, treasurer, auditor, attorney general and the other state and district offices hereafter created by law until the end of the term for which the person who had vacated the office was elected or the first Monday in January following the next general election, whichever is sooner, and until a successor is chosen and qualified.

Sec. 4. **Terms and salaries of executive officers.** The term of office of the secretary of state, treasurer, attorney general and state auditor is four years and until a successor is chosen and qualified. The duties and salaries of the executive officers shall be prescribed by law.

Sec. 5. **Succession to offices of governor and lieutenant governor.** In case a vacancy occurs from any cause whatever in the office of governor, the lieutenant governor shall be governor during such vacancy. The compensation of the lieutenant governor shall be prescribed by law. The last elected presiding officer of the senate shall become lieutenant governor in case a vacancy occurs in that office. In case the governor is unable to discharge the powers and duties of his office, the same devolves on the lieutenant governor. The legislature may provide by law for the case of the removal, death, resignation, or inability both of the governor and lieutenant governor to discharge the duties of governor and may provide by law for continuity of government in periods of emergency resulting from disasters caused by enemy attack in this state, including but not limited to, succession to the powers and duties of public office and change of the seat of government.

Sec. 6. **Oath of office of state officers.** Each officer created by this article before entering upon his duties shall take an oath or affirmation to support the constitution of the United States and of this state and to discharge faithfully the duties of his office to the best of his judgment and ability.

Sec. 7. **Board of pardons.** The governor, the attorney general and the chief justice of the supreme court constitute a board of pardons. Its powers and duties shall be defined and regulated by law. The governor in conjunction with the board of pardons has power to grant reprieves and pardons after conviction for an offense against the state except in cases of impeachment.

## ARTICLE VI JUDICIARY

Section 1. **Judicial power.** The judicial power of the state is vested in a supreme court, a court of appeals, if established by the legislature, a district court and such other courts, judicial officers and commissioners with jurisdiction inferior to the district court as the legislature may establish.

Sec. 2. **Supreme court.** The supreme court consists of one chief judge and not less than six nor more than eight associate judges as the legislature may establish. It shall have original jurisdiction in such remedial cases as are prescribed by law, and appellate jurisdiction in all cases, but there shall be no



trial by jury in the supreme court.

The legislature may establish a court of appeals and provide by law for the number of its judges, who shall not be judges of any other court, and its organization and for the review of its decisions by the supreme court. The court of appeals shall have appellate jurisdiction over all courts, except the supreme court, and other appellate jurisdiction as prescribed by law.

As provided by law judges of the court of appeals or of the district court may be assigned temporarily to act as judges of the supreme court upon its request and judges of the district court may be assigned temporarily by the supreme court to act as judges of the court of appeals.

The supreme court shall appoint to serve at its pleasure a clerk, a reporter, a state law librarian and other necessary employees.

**Sec. 3. Jurisdiction of district court.** The district court has original jurisdiction in all civil and criminal cases and shall have appellate jurisdiction as prescribed by law.

**Sec. 4. Judicial districts; district judges.** The number and boundaries of judicial districts shall be established in the manner provided by law but the office of a district judge shall not be abolished during his term. There shall be two or more district judges in each district. Each judge of the district court in any district shall be a resident of that district at the time of his selection and during his continuance in office.

**Sec. 5. Qualifications; compensation.** Judges of the supreme court, the court of appeals and the district court shall be learned in the law. The qualifications of all other judges and judicial officers shall be prescribed by law. The compensation of all judges shall be prescribed by the legislature and shall not be diminished during their term of office.

**Sec. 6. Holding other office.** A judge of the supreme court, the court of appeals or the district court shall not hold any office under the United States except a commission in a reserve component of the military forces of the United States and shall not hold any other office under this state. His term of office shall terminate at the time he files as a candidate for an elective office of the United States or for a nonjudicial office of this state.

**Sec. 7. Term of office; election.** The term of office of all judges shall be six years and until their successors are qualified. They shall be elected by the voters from the area which they are to serve in the manner provided by law.

**Sec. 8. Vacancy.** Whenever there is a vacancy in the office of judge the governor shall appoint in the manner provided by law a qualified person to fill the vacancy until a successor is elected and qualified. The successor shall be elected for a six year term at the next general election occurring more than one year after the appointment.

**Sec. 9. Retirement, removal and discipline.** The legislature may provide by law for retirement of all judges and for the extension of the term of any judge who becomes eligible for retirement within three years after expiration of the term for which he is selected. The legislature may also provide for the retirement, removal or other discipline of any judge who is disabled, incompetent or guilty of conduct prejudicial to the administration of justice.

**Sec. 10. Retired judges.** As provided by law a retired judge may be assigned to hear and decide any cause over which the court to which he is assigned has jurisdiction.

**Sec. 11. Probate jurisdiction.** Original jurisdiction in law and equity for the administration of the estates of deceased persons and all guardianship and incompetency proceedings, including jurisdiction over the administration of trust estates and for the determination of taxes contingent upon death, shall be provided by law.

**Sec. 12. Abolition of probate court; status of judges.** If the probate court is abolished by law, judges of that court who are learned in the law shall become judges of the court that assumes jurisdiction of matters described in section 11.

**Sec. 13. District court clerks.** There shall be in each county one clerk of the district court whose qualifications, duties and compensation shall be prescribed by law. He shall serve at the pleasure of a majority of the judges of the district court in each district.

## ARTICLE VII ELECTIVE FRANCHISE

Section 1. **Eligibility; place of voting; ineligible persons.** Every person 18 years of age or more who has been a citizen of the United States for three months and who has resided in the precinct for 30 days next preceding an election shall be entitled to vote in that precinct. The place of voting by one otherwise qualified who has changed his residence within 30 days preceding the election shall be prescribed by law. The following persons shall not be entitled or permitted to vote at any election in this state: A person not meeting the above requirements; a person who has been convicted of treason or felony, unless restored to civil rights; a person under guardianship, or a person who is insane or not mentally competent.

Sec. 2. **Residence.** For the purpose of voting no person loses residence solely by reason of his absence while employed in the service of the United States; nor while engaged upon the waters of this state or of the United States; nor while a student in any institution of learning; nor while kept at any almshouse or asylum; nor while confined in any public prison. No soldier, seaman or marine in the army or navy of the United States is a resident of this state solely in consequence of being stationed within the state.

Sec. 3. **Uniform oath at elections.** The legislature shall provide for a uniform oath or affirmation to be administered at elections and no person shall be compelled to take any other or different form of oath to entitle him to vote.

Sec. 4. **Civil process suspended on election day.** During the day on which an election is held no person shall be arrested by virtue of any civil process.

Sec. 5. **Elections by ballot.** All elections shall be by ballot except for such town officers as may be directed by law to be otherwise chosen.

Sec. 6. **Eligibility to hold office.** Every person who by the provisions of this article is entitled to vote at any election and is 21 years of age is eligible for any office elective by the people in the district wherein he has resided 30 days previous to the election, except as otherwise provided in this constitution, or the constitution and law of the United States.

Sec. 7. **Official year of state.** The official year for the state of Minnesota commences on the first Monday in January in each year and all terms of office terminate at that time. The general election shall be held on the first Tuesday after the first Monday in November in each even numbered year.

Sec. 8. **Election returns to secretary of state; board of canvassers.** The returns of every election for officeholders elected statewide shall be made to the secretary of state who shall call to his assistance two or more of the judges of the supreme court and two disinterested judges of the district courts. They shall constitute a board of canvassers to canvass the returns and declare the result within three days after the canvass.

Sec. 9. **Campaign spending limits.** The amount that may be spent by candidates for constitutional and legislative offices to campaign for nomination or election shall be limited by law. The legislature shall provide by law for disclosure of contributions and expenditures made to support or oppose candidates for state elective offices.

## ARTICLE VIII IMPEACHMENT AND REMOVAL FROM OFFICE

Section 1. **Impeachment powers.** The house of representatives has the sole power of impeachment through a concurrence of a majority of all its members. All impeachments shall be tried by the senate. When sitting for that purpose, senators shall be upon oath or affirmation to do justice according to law and evidence. No person shall be convicted without the concurrence of two-thirds of the senators present.

Sec. 2. **Officers subject to impeachment; grounds; judgment.** The governor, secretary of state, treasurer, auditor, attorney general and the judges of the supreme court, court of appeals and district courts may be impeached for corrupt conduct in office or for crimes and misdemeanors; but judgment shall not extend further than to removal from office and disqualification to hold and enjoy any office of honor, trust or profit in this state. The party convicted shall also be subject to indictment, trial, judgment and punishment according to law.

Sec. 3. **Suspension.** No officer shall exercise the duties of his office after he has been impeached and before his acquittal.

Sec. 4. **Service of impeachment papers.** No person shall be tried on impeachment before he has been served with a copy thereof at least 20 days previous to the day set for trial.

Sec. 5. **Removal of inferior officers.** The legislature of this state may provide for the removal of inferior officers for malfeasance or nonfeasance in the performance of their duties.

## ARTICLE IX AMENDMENTS TO THE CONSTITUTION

Section 1. **Amendments; ratification.** A majority of the members elected to each house of the legislature may propose amendments to this constitution. Proposed amendments shall be published with the laws passed at the same session and submitted to the people for their approval or rejection at a general election. If a majority of all the electors voting at the election vote to ratify an amendment, it becomes a part of this constitution. If two or more amendments are submitted at the same time, voters shall vote for or against each separately.

Sec. 2. **Constitutional convention.** Two-thirds of the members elected to each house of the legislature may submit to the electors at the next general election the question of calling a convention to revise this constitution. If a majority of all the electors voting at the election vote for a convention, the legislature at its next session, shall provide by law for calling the convention. The convention shall consist of as many delegates as there are members of the house of representatives. Delegates shall be chosen in the same manner as members of the house of representatives and shall meet within three months after their election. Section 5 of Article IV of the constitution does not apply to election to the convention.

Sec. 3. **Submission to people of constitution drafted at convention.** A convention called to revise this constitution shall submit any revision to the people for approval or rejection at the next general election held not less than 90 days after submission of the revision. If three-fifths of all the electors voting on the question vote to ratify the revision, it becomes a new constitution of the state of Minnesota.

## ARTICLE X TAXATION

Section 1. **Power of taxation; exemptions; legislative powers.** The power of taxation shall never be surrendered, suspended or contracted away. Taxes shall be uniform upon the same class of subjects and shall be levied and collected for public purposes, but public burying grounds, public school houses, public hospitals, academies, colleges, universities, all seminaries of learning, all churches, church property, houses of worship, institutions of purely public charity, and public property used exclusively for any public purpose, shall be exempt from taxation except as provided in this section. There may be exempted from taxation personal property not exceeding in value \$200 for each household, individual or head of a family, and household goods and farm machinery as the legislature determines. The legislature may authorize municipal corporations to levy and collect assessments for local improvements upon property benefited thereby without regard to cash valuation. The legislature by law may define or limit the property exempt under this section other than churches, houses of worship, and property solely used for educational purposes by academies, colleges, universities and seminaries of learning.

Sec. 2. **Forestation.** To encourage and promote forestation and reforestation of lands whether owned by private persons or the public, laws may be enacted fixing in advance a definite and limited annual tax on the lands for a term of years and imposing a yield tax on the timber and other forest products at or after the end of the term.

Sec. 3. **Occupation tax; ores.** Every person engaged in the business of mining or producing iron ore or other ores in this state shall pay to the state an occupation tax on the valuation of all ores mined or produced, which tax shall be in addition to all other taxes provided by law. The tax is due on the first day of May in the calendar year next following the mining or producing. The valuation of ore for the purpose of determining the amount of tax shall be ascertained as provided by law. Funds derived from the tax shall be used as follows: 50 percent to the state general revenue fund, 40 percent for the support of elementary and secondary schools and ten percent for the general support of the university.

Sec. 4. **Motor fuel taxation.** The state may levy an excise tax upon any means or substance for propelling aircraft or for propelling or operating motor or other vehicles or other equipment used for airport purposes and not used on the public highways of this state.

Sec. 5. **Aircraft.** The legislature may tax aircraft using the air space overlying the state on a more onerous basis than other personal property. Any such tax on aircraft shall be in lieu of all other taxes. The legislature may impose the tax on aircraft of companies paying taxes under any gross earnings

system of taxation notwithstanding that earnings from the aircraft are included in the earnings on which gross earnings taxes are computed. The law may exempt from taxation aircraft owned by a nonresident of the state temporarily using the air space overlying the state.

Sec. 6. **Taconite taxation.** Laws of Minnesota 1963, Chapter 81, relating to the taxation of taconite and semi-taconite, and facilities for the mining, production and beneficiation thereof shall not be repealed, modified or amended, nor shall any laws in conflict therewith be valid until November 4, 1989. Laws may be enacted fixing or limiting for a period not extending beyond the year 1990, the tax to be imposed on persons engaged in (1) the mining, production or beneficiation of copper, (2) the mining, production or beneficiation of copper-nickel, or (3) the mining, production or beneficiation of nickel. Taxes imposed on the mining or quarrying of taconite or semi-taconite and on the production of iron ore concentrates therefrom, which are in lieu of a tax on real or personal property, shall not be considered to be occupation, royalty, or excise taxes within the meaning of this amendment.

Sec. 7. **(Repealed, November 5, 1974).**

Sec. 8. **Pari-mutuel betting.** The legislature may authorize on-track pari-mutuel betting on horse racing in a manner prescribed by law.

## ARTICLE XI APPROPRIATIONS AND FINANCES

Section 1. **Money paid from state treasury.** No money shall be paid out of the treasury of this state except in pursuance of an appropriation by law.

Sec. 2. **Credit of the state limited.** The credit of the state shall not be given or loaned in aid of any individual, association or corporation except as hereinafter provided.

Sec. 3. **Internal improvements prohibited; exceptions.** The state shall not be a party in carrying on works of internal improvements except as authorized by this constitution. If grants have been made to the state especially dedicated to specific purposes, the state shall devote the proceeds of the grants to those purposes and may pledge or appropriate the revenues derived from the works in aid of their completion.

Sec. 4. **Power to contract public debt; public debt defined.** The state may contract public debts for which its full faith, credit and taxing powers may be pledged at the times and in the manner authorized by law, but only for the purposes and subject to the conditions stated in section 5. Public debt includes any obligation payable directly in whole or in part from a tax of state wide application on any class of property, income, transaction or privilege, but does not include any obligation which is payable from revenues other than taxes.

Sec. 5. **Public debt and works of internal improvement; purposes.** Public debt may be contracted and works of internal improvements carried on for the following purposes:

(a) to acquire and to better public land and buildings and other public improvements of a capital nature and to provide money to be appropriated or loaned to any agency or political subdivision of the state for such purposes if the law authorizing the debt is adopted by the vote of at least three-fifths of the members of each house of the legislature;

(b) to repel invasion or suppress insurrection;

(c) to borrow temporarily as authorized in section 6;

(d) to refund outstanding bonds of the state or any of its agencies whether or not the full faith and credit of the state has been pledged for the payment of the bonds;

(e) to establish and maintain highways subject to the limitations of article XIV;

(f) to promote forestation and prevent and abate forest fires, including the compulsory clearing and improving of wild lands whether public or private;

(g) to construct, improve and operate airports and other air navigation facilities;

(h) to develop the state's agricultural resources by extending credit on real estate security in the manner and on the terms and conditions prescribed by law;

(i) to improve and rehabilitate railroad rights-of-way and other rail facilities whether public or private, provided that bonds issued and unpaid shall not at any time exceed \$200,000,000 par value; and

(j) as otherwise authorized in this constitution.

As authorized by law political subdivisions may engage in the works permitted by (f), (g), and (i) and contract debt therefor.

**Sec. 6. Certificates of indebtedness.** As authorized by law certificates of indebtedness may be issued during a biennium, commencing on July 1 in each odd-numbered year and ending on and including June 30 in the next odd-numbered year, in anticipation of the collection of taxes levied for and other revenues appropriated to any fund of the state for expenditure during that biennium.

No certificates shall be issued in an amount which with interest thereon to maturity, added to the then outstanding certificates against a fund and interest thereon to maturity, will exceed the then unexpended balance of all money which will be credited to that fund during the biennium under existing laws. The maturities of certificates may be extended by refunding to a date not later than December 1 of the first full calendar year following the biennium in which the certificates were issued. If money on hand in any fund is not sufficient to pay all non-refunding certificates of indebtedness issued on a fund during any biennium and all certificates refunding the same, plus interest thereon, which are outstanding on December 1 immediately following the close of the biennium, the state auditor shall levy upon all taxable property in the state a tax collectible in the ensuing year sufficient to pay the same on or before December 1 of the ensuing year with interest to the date or dates of payment.

**Sec. 7. Bonds.** Public debt other than certificates of indebtedness authorized in section 6 shall be evidenced by the issuance of bonds of the state. All bonds issued under the provisions of this section shall mature not more than 20 years from their respective dates of issue and each law authorizing the issuance of bonds shall distinctly specify the purposes thereof and the maximum amount of the proceeds authorized to be expended for each purpose. The state treasurer shall maintain a separate and special state bond fund on his official books and records. When the full faith and credit of the state has been pledged for the payment of bonds, the state auditor shall levy each year on all taxable property within the state a tax sufficient with the balance then on hand in the fund to pay all principal and interest on bonds issued under this section due and to become due within the ensuing year and to and including July 1 in the second ensuing year. The legislature by law may appropriate funds from any source to the state bond fund. The amount of money actually received and on hand pursuant to appropriations prior to the levy of the tax in any year shall be used to reduce the amount of tax otherwise required to be levied.

**Sec. 8. Permanent school fund; source; investment; board of investment.** The permanent school fund of the state consists of (a) the proceeds of lands granted by the United States for the use of schools within each township, (b) the proceeds derived from swamp lands granted to the state, (c) all cash and investments credited to the permanent school fund and to the swamp land fund, and (d) all cash and investments credited to the internal improvement land fund and the lands therein. No portion of these lands shall be sold otherwise than at public sale, and in the manner provided by law. All funds arising from the sale or other disposition of the lands, or income accruing in any way before the sale or disposition thereof, shall be credited to the permanent school fund.

Within limitations prescribed by law, the fund shall be invested to secure the maximum return consistent with the maintenance of the perpetuity of the fund. The principal of the permanent school fund shall be perpetual and inviolate forever. This does not prevent the sale of investments at less than the cost to the fund; however, all losses not offset by gains shall be repaid to the fund from the interest and dividends earned thereafter. The net interest and dividends arising from the fund shall be distributed to the different school districts of the state in a manner prescribed by law.

A board of investment consisting of the governor, the state auditor, the state treasurer, the secretary of state, and the attorney general is hereby constituted for the purpose of administering and directing the investment of all state funds. The board shall not permit state funds to be used for the underwriting or direct purchase of municipal securities from the issuer or the issuer's agent.

**Sec. 9. Investment of permanent university fund; restrictions.** The permanent university fund of this state may be loaned to or invested in the bonds of any county, school district, city or town of this state and in first mortgage loans secured upon improved and cultivated farm lands of this state, but no such investment or loan shall be made until approved by the board of investment; nor shall a loan or investment be made when the bonds to be issued or purchased would make the entire bonded indebtedness exceed 15 percent of the assessed valuation of the taxable property of the county, school district, city or town issuing the bonds; nor shall any farm loan or investment be made when the investment or loan would exceed 30 percent of the actual cash value of the farm land mortgaged to secure the investment; nor shall investments or loans be made at a lower rate of interest than two percent per annum nor for a shorter period than one year nor for a longer period than 30 years.

**Sec. 10. Exchange of public lands; reservation of rights.** As the legislature may provide, any of the public lands of the state, including lands held in trust for any purpose, may be exchanged for any

publicly or privately held lands with the unanimous approval of the governor, the attorney general and the state auditor. Lands so acquired shall be subject to the trust, if any, to which the lands exchanged therefor were subject. The state shall reserve all mineral and water power rights in lands transferred by the state.

**Sec. 11. Timberlands set apart as state forests; disposition of revenue.** School and other public lands of the state better adapted for the production of timber than for agriculture may be set apart as state school forests, or other state forests as the legislature may provide. The legislature may also provide for their management on forestry principles. The net revenue therefrom shall be used for the purposes for which the lands were granted to the state.

**Sec. 12. County, township or municipal aid to railroads limited.** The legislature shall not authorize any county, township or municipal corporation to become indebted to aid in the construction or equipment of railroads to any amount that exceeds five percent of the value of the taxable property within that county, township or municipal corporation. The amount of taxable property shall be determined by the last assessment previous to the incurring of the indebtedness.

**Sec. 13. Safe keeping state funds; security; deposit of funds; embezzlement.** All officers and other persons charged with the safekeeping of state funds shall be required to give ample security for funds received by them and to keep an accurate entry of each sum received and of each payment and transfer. If any person converts to his own use in any manner or form, or shall loan, with or without interest, or shall deposit in his own name, or otherwise than in the name of the state of Minnesota; or shall deposit in banks or with any person or persons or exchange for other funds or property, any portion of the funds of the state or the school funds aforesaid, except in the manner prescribed by law, every such act shall be and constitute an embezzlement of so much of the aforesaid state and school funds, or either of the same, as shall thus be taken, or loaned, or deposited or exchanged, and shall be a felony. Any failure to pay over, produce or account for the state school funds, or any part of the same entrusted to such officer or persons as by law required on demand, shall be held and be taken to be prima facie evidence of such embezzlement.

**Sec. 14. A permanent Minnesota environment and natural resources trust fund is established in the state treasury.** The principal of the environment and natural resources trust fund must be perpetual and inviolate forever, except appropriations may be made from up to 25 percent of the annual revenue deposited in the fund until fiscal year 1997 and loans may be made of up to five percent of the principal of the fund for water system improvements as provided by law. This restriction does not prevent the sale of investments at less than the cost of the fund, however, all losses not offset by gains shall be repaid to the fund from the earnings of the fund. The net earnings from the fund shall be appropriated in a manner prescribed by law for the public purpose of protection, conservation, preservation, and enhancement of the state's air, water, land, fish, wildlife, and other natural resources. Not less than 40 percent of the net proceeds from any state-operated lottery must be credited to the fund until the year 2001

## ARTICLE XII SPECIAL LEGISLATION; LOCAL GOVERNMENT

**Section 1. Prohibition of special legislation; particular subjects.** In all cases when a general law can be made applicable, a special law shall not be enacted except as provided in section 2. Whether a general law could have been made applicable in any case shall be judicially determined without regard to any legislative assertion on that subject. The legislature shall pass no local or special law authorizing the laying out, opening, altering, vacating or maintaining of roads, highways, streets or alleys; remitting fines, penalties or forfeitures; changing the names of persons, places, lakes or rivers; authorizing the adoption or legitimation of children; changing the law of descent or succession; conferring rights on minors; declaring any named person of age; giving effect to informal or invalid wills or deeds, or affecting the estates of minors or persons under disability; granting divorces; exempting property from taxation or regulating the rate of interest on money; creating private corporations, or amending, renewing, or extending the charters thereof; granting to any private corporation, association, or individual any special or exclusive privilege, immunity or franchise whatever or authorizing public taxation for a private purpose. The inhibitions of local or special laws in this section shall not prevent the passage of general laws on any of the subjects enumerated.

**Sec. 2. Special laws; local government.** Every law which upon its effective date applies to a single local government unit or to a group of such units in a single county or a number of contiguous counties is a special law and shall name the unit or, in the latter case, the counties to which it applies. The legislature may enact special laws relating to local government units, but a special law, unless otherwise provided by general law, shall become effective only after its approval by the affected unit expressed through the voters or the governing body and by such majority as the legislature may direct. Any special law may be modified or superseded by a later home rule charter or amendment applicable to the same local government unit, but this does not prevent the adoption of subsequent laws on the

same subject. The legislature may repeal any existing special or local law, but shall not amend, extend or modify any of the same except as provided in this section.

**Sec. 3. Local government; legislation affecting.** The legislature may provide by law for the creation, organization, administration, consolidation, division and dissolution of local government units and their functions, for the change of boundaries thereof, for their elective and appointive officers including qualifications for office and for the transfer of county seats. A county boundary may not be changed or county seat transferred until approved in each county affected by a majority of the voters voting on the question.

**Sec. 4. Home rule charter.** Any local government unit when authorized by law may adopt a home rule charter for its government. A charter shall become effective if approved by such majority of the voters of the local government unit as the legislature prescribes by general law. If a charter provides for the consolidation or separation of a city and a county, in whole or in part, it shall not be effective without approval of the voters both in the city and in the remainder of the county by the majority required by law.

**Sec. 5. Charter commissions.** The legislature shall provide by law for charter commissions. Notwithstanding any other constitutional limitations the legislature may require that commission members be freeholders, provide for their appointment by judges of the district court, and permit any member to hold any other elective or appointive office other than judicial. Home rule charter amendments may be proposed by a charter commission or by a petition of five percent of the voters of the local government unit as determined by law and shall not become effective until approved by the voters by the majority required by law. Amendments may be proposed and adopted in any other manner provided by law. A local government unit may repeal its home rule charter and adopt a statutory form of government or a new charter upon the same majority vote as is required by law for the adoption of a charter in the first instance.

## ARTICLE XIII MISCELLANEOUS SUBJECTS

**Section 1. Uniform system of public schools.** The stability of a republican form of government depending mainly upon the intelligence of the people, it is the duty of the legislature to establish a general and uniform system of public schools. The legislature shall make such provisions by taxation or otherwise as will secure a thorough and efficient system of public schools throughout the state.

**Sec. 2. Prohibition as to aiding sectarian school.** In no case shall any public money or property be appropriated or used for the support of schools wherein the distinctive doctrines, creeds or tenets of any particular Christian or other religious sect are promulgated or taught.

**Sec. 3. University of Minnesota.** All the rights, immunities, franchises and endowments heretofore granted or conferred upon the university of Minnesota are perpetuated unto the university.

**Sec. 4. Lands taken for public way or use; compensation; common carriers.** Land may be taken for public way and for the purpose of granting to any corporation the franchise of way for public use. In all cases, however, a fair and equitable compensation shall be paid for land and for the damages arising from taking it. All corporations which are common carriers enjoying the right of way in pursuance of the provisions of this section shall be bound to carry the mineral, agricultural and other productions of manufacturers on equal and reasonable terms.

**Sec. 5. Prohibition of lotteries.** The legislature shall not authorize any lottery or the sale of lottery tickets, other than authorizing a lottery and sale of lottery tickets for a lottery operated by the state.

**Sec. 6. Prohibition of combinations to affect markets.** Any combination of persons either as individuals or as members or officers of any corporation to monopolize markets for food products in this state or to interfere with, or restrict the freedom of markets is a criminal conspiracy and shall be punished as the legislature may provide.

**Sec. 7. No license required to peddle.** Any person may sell or peddle the products of the farm or garden occupied and cultivated by him without obtaining a license therefor.

**Sec. 8. Veterans bonus.** The state may pay an adjusted compensation to persons who served in the armed forces of the United States during the period of the Vietnam conflict. Whenever authorized and in the amounts and on the terms fixed by law, the state may expend monies and pledge the public credit to provide money for the purposes of this section. The duration of the Vietnam conflict may be defined by law.

Sec. 9. **Militia organization.** The legislature shall pass laws necessary for the organization, discipline and service of the militia of the state.

Sec. 10. **Seat of government.** The seat of government of the state is in the city of St. Paul. The legislature may provide by law for a change of the seat of government by a vote of the people, or may locate the same upon the land granted by Congress for a seat of government. If the seat of government is changed, the capitol building and grounds shall be dedicated to an institution for the promotion of science, literature and the arts to be organized by the legislature of the state. The Minnesota Historical Society shall always be a department of this institution.

Sec. 11. **State seal.** A seal of the state shall be kept by the secretary of state and be used by him officially. It shall be called the great seal of the state of Minnesota.

## ARTICLE XIV PUBLIC HIGHWAY SYSTEM

Section 1. **Authority of state; participation of political subdivisions.** The state may construct, improve and maintain public highways, may assist political subdivisions in this work and by law may authorize any political subdivision to aid in highway work within its boundaries.

Sec. 2. **Trunk highway system.** There is hereby created a trunk highway system which shall be constructed, improved and maintained as public highways by the state. The highways shall extend as nearly as possible along the routes number 1 through 70 described in the constitutional amendment adopted November 2, 1920, and the routes described in any act of the legislature which has made or hereafter makes a route a part of the trunk highway system.

The legislature may add by law new routes to the trunk highway system. The trunk highway system may not exceed 12,200 miles in extent, except the legislature may add trunk highways in excess of the mileage limitation as necessary or expedient to take advantage of any federal aid made available by the United States to the state of Minnesota.

Any route added by the legislature to the trunk highway system may be relocated or removed from the system as provided by law. The definite location of trunk highways numbered 1 through 70 may be relocated as provided by law but no relocation shall cause a deviation from the starting points or terminals nor cause any deviation from the various villages and cities through which the routes are to pass under the constitutional amendment adopted November 2, 1920. The location of routes may be determined by boards, officers or tribunals in the manner prescribed by law.

Sec. 3. **County state-aid highway system.** A county state-aid highway system shall be constructed, improved and maintained by the counties as public highways in the manner provided by law. The system shall include streets in municipalities of less than 5,000 population where necessary to provide an integrated and coordinated highway system and may include similar streets in larger municipalities.

Sec. 4. **Municipal state-aid street system.** A municipal state-aid street system shall be constructed, improved and maintained as public highways by municipalities having a population of 5,000 or more in the manner provided by law.

Sec. 5. **Highway user tax distribution fund.** There is hereby created a highway user tax distribution fund to be used solely for highway purposes as specified in this article. The fund consists of the proceeds of any taxes authorized by sections 9 and 10 of this article. The net proceeds of the taxes shall be apportioned: 62 percent to the trunk highway fund; 29 percent to the county state-aid highway fund; nine percent to the municipal state-aid street fund. Five percent of the net proceeds of the highway user tax distribution fund may be set aside and apportioned by law to one or more of the three foregoing funds. The balance of the highway user tax distribution fund shall be transferred to the trunk highway fund, the county state-aid highway fund, and the municipal state-aid street fund in accordance with the percentages set forth in this section. No change in the apportionment of the five percent may be made within six years of the last previous change.

Sec. 6. **Trunk highway fund.** There is hereby created a trunk highway fund which shall be used solely for the purposes specified in section 2 of this article and the payment of principal and interest of any bonds issued under the authority of section 11 of this article and any bonds issued for trunk highway purposes prior to July 1, 1957. All payments of principal and interest on bonds issued shall be a first charge on money coming into this fund during the year in which the principal or interest is payable.

Sec. 7. **County state-aid highway fund.** There is hereby created a county state-aid highway fund. The county state-aid highway fund shall be apportioned among the counties as provided by law. The funds apportioned shall be used by the counties as provided by law for aid in the construction,



improvement and maintenance of county state-aid highways. The legislature may authorize the counties by law to use a part of the funds apportioned to them to aid in the construction, improvement and maintenance of other county highways, township roads, municipal streets and any other public highways, including but not limited to trunk highways and municipal state-aid streets within the respective counties.

Sec. 8. **Municipal state-aid street fund.** There is hereby created a municipal state-aid street fund to be apportioned as provided by law among municipalities having a population of 5,000 or more. The fund shall be used by municipalities as provided by law for the construction, improvement and maintenance of municipal state-aid streets. The legislature may authorize municipalities to use a part of the fund in the construction, improvement and maintenance of other municipal streets, trunk highways, and county state-aid highways within the counties in which the municipality is located.

Sec. 9. **Taxation of motor vehicles.** The legislature by law may tax motor vehicles using the public streets and highways on a more onerous basis than other personal property. Any such tax on motor vehicles shall be in lieu of all other taxes thereon, except wheelage taxes imposed by political subdivisions solely for highway purposes. The legislature may impose this tax on motor vehicles of companies paying taxes under the gross earnings system of taxation notwithstanding that earnings from the vehicles may be included in the earnings on which gross earnings taxes are computed. The proceeds of the tax shall be paid into the highway user tax distribution fund. The law may exempt from taxation any motor vehicle owned by a nonresident of the state properly licensed in another state and transiently or temporarily using the streets and highways of the state.

Sec. 10. **Taxation of motor fuel.** The legislature may levy an excise tax on any means or substance used for propelling vehicles on the public highways of this state or on the business of selling it. The proceeds of the tax shall be paid into the highway user tax distribution fund.

Sec. 11. **Highway bonds.** The legislature may provide by law for the sale of bonds to carry out the provisions of section 2. The proceeds shall be paid into the trunk highway fund. Any bonds shall mature serially over a term not exceeding 20 years and shall not be sold for less than par and accrued interest. If the trunk highway fund is not adequate to pay principal and interest of these bonds when due, the legislature may levy on all taxable property of the state in an amount sufficient to meet the deficiency or it may appropriate to the fund money in the state treasury not otherwise appropriated.

**AMENDMENTS TO THE MINNESOTA CONSTITUTION PROPOSED TO THE VOTERS SINCE 1858**

**Constitution provides:** Amendments to the constitution may be proposed by a majority vote of both the state house and senate. A majority vote of the total number of persons voting in the next state general election is required to ratify proposed amendments (Article IX).

Year	Purpose of Amendment	Adopted or Rejected	Yes	No	Vote Election
1858	To authorize \$5 million railroad loan.	A	25,023	6,733	Special Election
1858	To establish state government May 1, 1858.	A	25,023	6,733	Special Election
1860	To limit legislative sessions to 60 days.	A	19,785	442	34,737p
1860	To require popular approval of tax to pay railroad bonds; to repeal the \$5 million amendment.	A	18,648	743	34,737p
1865	To authorize Negroes to vote.	R	12,135	14,651	31,160g
1867	To authorize Negroes to vote.	R	27,479	28,794	63,376g
1867	To subject shares in state and national banks to state taxation.	R	8,742	34,351	64,376g
1868	To authorize Negroes to vote.	A	39,493	30,121	71,818p
1868	To abolish requirement of grand jury.	R	4,763	30,544	71,818p
1868	To authorize sale of 500,000 acres of internal improvement lands and investment of proceeds in state or national securities.	R	19,398	28,729	71,818p
1869	To abolish Manomin county.	A	3,392	1,671	54,525g
1869	To authorize special assessments for local improvements.	A	26,636	2,560	54,525g
1870	To exempt holders of railroad stock from double liability.	R	7,446	11,210	Legislative Election
1871	To require popular approval of changes in railroad gross earnings tax law.	A	41,814	9,216	78,172g

Year	Purpose of Amendment	Adopted or Rejected	Yes	No	Vote Election
1871	To authorize state loan for asylum buildings.	R	6,724	40,797	78,172g
1872	To authorize state loan for asylum buildings.	A	29,158	26,881	90,919p
1872	To exempt stockholders in manufacturing or mechanical businesses from double liability.	A	23,091	21,794	90,919p
1872	To restrict issuance of county, town, and municipal bonds to aid railroads.	A	27,916	7,796	90,919p
1872	To provide for sale of internal improvement lands.	A	55,438	4,331	90,919p
1873	To provide for biennial sessions of the legislature.	R	14,007	31,729	77,057g
1873	To extend terms of representatives and senators to two and four years, respectively.	R	11,675	24,331	77,057g
1873	To provide for state canvassing board.	R	12,116	25,694	77,057g
1873	To provide more effectively for the safekeeping of public funds.	A	27,143	5,438	7,057g
1875	To provide for an indefinite number of judges in each judicial district.	A	22,560	18,534	84,017g
1875	To authorize the legislature to grant women suffrage in school affairs	A	24,340	19,468	4,017g
1875	To prescribe manner in which school funds could be invested.	A	28,755	10,517	84,017g
1875	To establish single liability for stockholders in ordinary business corporations.	R	16,349	25,858	84,017g
1876	To authorize governor to veto items of appropriation bills.	A	47,302	4,426	123,931p
1876	To establish single liability for stockholders in all corporations except banks.	R	21,721	22,830	123,931p
1876	To authorize district judges to sit on supreme bench when supreme court justices disqualified.	A	41,069	6,063	123,931p
1877	To establish biennial sessions of legislature.	A	37,995	20,833	98,614g
1877	To extend terms of representatives and senators to two and four years, respectively.	A	33,072	25,099	98,614g
1877	To provide for state canvassing board.	A	36,072	21,814	98,614g
1877	To authorize women to vote in local option elections. sectarian schools.	R	26,468	32,963	98,614g
1877	To establish single liability for stockholders in all corporations except banks.	R	24,415	26,020	98,614g
1877	To authorize sale of internal improvement lands and use of proceeds to pay railroad bonds.	R	17,324	59,176	98,614g
1877	To prohibit use of state school funds to support	A	36,780	16,667	98,614g
1879	To restrict issuance of county, town, and municipal bonds to aid railroads.	A	54,810	1,700	99,048g
1881	To authorize levy of water-mains assessments on a frontage basis.	A	35,019	18,320	102,193g
1881	To remove time limitations from sessions of legislature.	R	*	*	102,193g
1881	To regulate compensation of legislators.	R	*	*	102,193g
1881	To prohibit special legislation on certain subjects.	A	56,491	8,369	102,193g
1881	To provide for sale of swamp lands and appropriation of proceeds of swamp land funds.	A	51,903	8,440	102,193g
1883	To make auditor's term four years, to conform to system of biennial elections.	A	74,375	24,359	130,713g
1883	To establish the official year and to provide for a system of biennial elections.	A	75,782	24,082	130,713g
1883	To make term of clerk of supreme court four instead of three years.	A	73,565	24,016	130,713g
1883	To make terms of justices of supreme court six instead of seven years.	A	73,565	24,016	130,713g
1883	To make terms of district judges six instead of seven years.	A	73,565	24,016	130,713g
1886	To provide for loans of state school funds to counties and school districts.	A	131,533	17,914	220,558g
1888	To prohibit the monopolization of the markets of food products.	A	194,932	13,064	261,632g
1888	To guarantee the payment of liens of workmen and material-men out of exempted property.	A	153,908	48,649	261,632g

CHAPTER 1 MINNESOTA: THE NORTH STAR STATE

Year	Purpose of Amendment	Adopted or			Vote Election
		Rejected	Yes	No	
1888	To extend biennial sessions of legislature to ninety days each.	A	150,003	52,946	261,632g
1890	To provide for verdicts by five sixth of jury in civil cases.	A	66,929	49,583	240,892g
1892	To extend and strengthen the prohibition against special legislation.	A	77,614	19,583	255,921g
1892	To authorize various gross earnings taxes and a tonnage tax on iron ore.	R	53,372	82,910	255,921g
1894	To authorize inheritance taxes.	A	108,332	41,242	296,249g
1896	To take pardoning power from governor and to confer it on a pardon board.	A	130,354	45,097	337,229g
1896	To prohibit aliens from voting.	A	97,980	52,454	337,229g
1896	To authorize home rule for cities.	A	107,086	58,312	337,229g
1896	To require compensation for property destroyed or damaged for public use.	A	101,188	56,839	337,229g
1896	To permit cities, towns and villages, as well as counties and school districts, to borrow school and university funds.	A	127,151	36,134	337,229g
1896	To provide flexible system for taxing large corporations.	A	163,694	42,922	337,229g
1898	To permit women to vote for and serve on library boards.	A	71,704	43,660	252,562g
1898	To make it more difficult to amend constitution.	A	69,760	32,881	252,562g
1898	To amend the municipal home rule section.	A	68,754	32,068	252,562g
1898	To provide state road and bridge fund.	A	70,043	38,017	252,562g
1900	To increase debt limit of municipalities borrowing permanent school funds.	R	108,681	30,160	314,181g
1902	To increase state road and bridge tax, and to eliminate restrictions on expenditure of fund.	R	114,969	23,948	276,071t
1902	To increase debt limit of municipalities borrowing permanent school funds.	R	116,766	20,777	276,071t
1902	To simplify the taxing provisions of the constitution.	R	124,584	21,251	276,071t
1904	To increase debt limit of municipalities borrowing school and university funds.	A	190,718	39,334	322,692t
1904	To abolish the requirement of a grand jury.	A	164,055	52,152	322,692t
1906	To simplify the taxing provisions by a "wide open" section.	A	156,051	46,982	284,366t
1906	To increase state road and bridge tax, and to reduce restrictions on expenditure of funds.	A	141,870	49,232	284,366t
1906	To permit farmers to sell their produce without licenses.	A	190,897	34,094	284,366t
1908	To limit the exemption of church property from taxation to that "used for religious purposes."	R	134,141	65,776	355,263t
1908	To permit unlimited state taxation for road and bridge purposes.	R	154,226	56,557	355,263t
1908	To authorize state hail insurance.	R	137,710	61,084	355,263t
1908	To authorize legislature to establish educational qualifications for county superintendents of schools.	R	169,785	42,114	355,263t
1910	To permit state to assume half the cost of any road or bridge project.	A	159,746	44,387	310,165t
1910	To repeal the requirement as to publication of treasurer's report annually in a St. Paul newspaper and also in the biennial session laws.	R	123,787	51,650	310,165t
1910	To authorize state hail insurance.	R	108,926	63,205	310,165t
1910	To authorize reapportionment of legislative representation at any time.	R	95,181	61,520	310,165t
1910	To authorize and require an annual state tax for reforestation work.	R	100,168	63,962	310,165t
1910	To authorize tax exemptions to encourage reforestation.	R	87,943	73,697	310,165t
1912	To authorize a one mill state tax for roads and bridges and to permit state to assume entire cost of any project.	A	195,724	51,135	349,678t
1912	To authorize state hail insurance.	R	145,173	60,439	349,678t

Year	Purpose of Amendment	Adopted or Rejected	Vote		Vote Election
			Yes	No	
1912	To authorize investment of school and university funds in first mortgages on improved farms.	R	168,440	39,483	349,678t
1912	To amend the municipal home rule clause to authorize commission government and for other purposes.	R	157,086	41,971	349,678t
1912	To authorize legislature to establish educational qualifications for county superintendents of schools.	R	167,983	36,584	349,678t
1912	To limit size of state senate and number of senators from any county.	R	122,457	77,187	349,678t
1914	To establish initiative and referendum.	R	168,004	41,577	356,906t
1914	To increase number of justices of supreme court, and to authorize the court to appoint its clerk.	R	127,352	68,886	356,906t
1914	To authorize a revolving fund for improving state school and swamp lands.	R	162,951	47,906	356,906t
1914	To repeal the requirement as to publication of treasurer's report annually in a St. Paul newspaper and also in the biennial session laws.	R	131,213	58,827	356,906t
1914	To authorize investment of school and university funds in first mortgages on improved farms.	R	159,531	38,145	356,906t
1914	To extend terms of probate judges to four years.	R	128,601	64,214	356,906t
1914	To limit size of state senate and number of senators from any county.	R	98,144	84,436	356,906t
1914	To authorize state bounties for reforestation.	R	108,352	63,782	356,906t
1914	To authorize certain public lands to be set aside as state forests.	A	178,954	44,033	356,906t
1914	To authorize the recall by the voters of "every public official in Minnesota, elective or appointive."	R	139,801	44,961	356,906t
1914	To authorize special dog taxes and use of proceeds to compensate owners of animals injured by dogs.	R	136,671	59,786	356,906t
1916	To authorized a revolving fund for improving state school and swamp lands.	A	240,975	58,100	416,215t
1916	To authorize investment of school and university funds in first mortgages on improved farms.	A	211,529	56,147	416,215t
1916	To authorize the state to mine ore under public waters.	R	183,597	64,255	416,215t
1916	To increase number of justices of supreme court, and to authorize the court to appoint its own clerk.	R	130,363	108,002	416,215t
1916	To authorize the governor to cut down items in appropriation bills.	R	136,700	83,324	416,215t
1916	To authorize condemnation of private lands for construction of private drainage ditches.	R	132,741	97,432	416,215t
1916	To establish initiative and referendum.	R	187,711	51,544	416,215t
1916	To extend terms of probate judges to four years.	R	186,847	72,361	416,215t
1918	To prohibit the manufacture and the sale of liquor.	R	189,614	173,665	380,604t
1920	To provide a state trunk highway system.	A	526,936	199,603	797,945t
1920	To extend terms of probate judges to four years.	A	446,959	171,414	797,945t
1920	To authorize state income tax and to change provisions on tax exempt property.	R	331,105	217,558	797,945t
1922	To establish a state rural credit system to aid agricultural development.	A	534,310	73,917	714,630t
1922	To tax mining of iron and other ores.	A	474,697	91,011	714,630t
1924	To place revenue generated by excise taxes on motor fuels in trunk highway fund.	A	520,769	197,455	869,151t
1924	To change requirements for publication of proposed amendments to city and village charters.	R	246,414	200,391	869,151t
1924	To establish state owned and operated public terminal grain elevators.	R	253,732	257,492	869,151t
1924	To authorize enactment of laws promoting forestation and reforestation of public and private lands, including irrevocable provisions for forest land tax and a yield tax on timber products.	R	428,407	143,977	869,151t
1924	To authorize state expenditure to prevent forest fires, including compulsory taxation, clearing and improvement of public and private wild lands.	A	460,965	143,518	869,151t

CHAPTER 1 MINNESOTA: THE NORTH STAR STATE

Year	Purpose of Amendment	Adopted or Rejected	Yes	No	Vote Election
1926	To fix the number of justices on the state supreme court.	R	331,964	148,784	722,781t
1926	To authorize enactment of laws promoting forestation and reforestation of public and private lands.	A	383,003	127,592	722,781t
1926	To authorize the legislature to limit the liability of stockholders in corporations.	R	323,322	140,422	722,781t
1928	To place revenue generated by motor fuel tax 2/3 in trunk highway fund and 1/3 in bridge fund.	A	542,796	346,109	1,070,274t
1928	To authorize the legislature to limit the liability of stockholders in corporations.	R	506,065	223,725	1,070,274t
1930	To provide two elective associate supreme court justices to replace appointed court commissioners.	A	428,013	130,833	828,401t
1930	To authorize the legislature to exchange state public lands for federal lands.	R	378,716	174,231	828,401t
1930	To authorize the legislature to limit the liability of stockholders in corporations.	A	486,818	135,345	828,401t
1932	To authorize taxation of income, franchises and privileges of railroad companies; to authorize legislation to make taxation of national banking associations conform to federal law.	R	420,052	409,924	1,054,203t
1932	To authorize taxation of motor vehicles of companies paying taxes under the gross earnings taxation system.	A	537,292	227,634	1,054,203t
1932	To authorize the legislature to exchange state public lands for federal lands.	R	433,913	258,257	1,054,203t
1932	To authorize the taxation of lands acquired through rural credit system.	R	468,101	261,856	1,054,203t
1934	To authorize legislature to add new routes to trunk highway system.	R	509,074	279,877	1,064,332t
1934	To authorize taxation of lands acquired through rural credit system.	R	496,017	215,623	1,064,332t
1934	To exempt all household goods and farm machinery and equipment from taxation.	A	630,125	181,126	1,064,332t
1934	To authorize the legislature to exchange state public lands for federal lands.	R	468,617	216,760	1,064,332t
1934	To define "academies, colleges, universities and seminaries of learning" to mean, for tax purposes, property actually used in instruction and housing of students.	R	472,374	247,166	1,064,332t
1936	To authorize the legislature to exchange state public lands for federal lands.	R	448,917	397,106	1,164,268t
1936	To exempt personal property from state tax.	R	355,588	543,847	1,164,268t
1938	To authorize the legislature to exchange state public lands for federal lands.	A	609,046	259,007	1,144,926t
1938	To change requirements for publication of proposed amendments to city and village charters.	R	488,370	260,152	1,144,926t
1940	To change requirements for publication of proposed amendments to city and village charters.	R	635,815	287,286	1,301,573t
1942	To change requirements for investment or loan of permanent school and permanent university funds.	A	415,012	190,563	818,182t
1942	To simplify and reduce the expense of publishing amendments to city and village charters.	A	459,868	144,842	818,182t
1944	To authorize state construction and operation of airports; to authorize taxes on aircraft fuel and aircraft sales.	A	737,091	264,149	1,195,397t
1948	To provide for 50-50 apportionment of excise tax on petroleum products.	R	534,538	539,224	1,257,804t
1948	To authorize submission of two or more amendments without requiring voters to vote separately on each.	R	319,667	621,523	1,257,804t
1948	To authorize 2/3 of the legislature to call for a constitutional convention without submitting the question to the voters.	R	294,842	641,013	1,257,804t
1948	To authorize the state to pay a veterans' bonus.	A	664,703	420,518	1,257,804t
1950	To authorize diversion of 1% of the proceeds of the	A	594,092	290,870	1,067,967t

Year	Purpose of Amendment	Adopted or Rejected	Yes	No	Vote Election
	occupation mining tax to the veterans' compensation fund.				
1950	To authorize forestry management funds by diverting certain proceeds (25%) from the public land trust fund.	R	367,013	465,239	1,067,967t
1950	To provide for a 50%-44%-6% apportionment of the excise tax on petroleum products.	R	420,530	456,346	1,067,967t
1952	To authorize a change in the investment and loan requirements governing permanent school and university funds.	R	604,384	500,490	1,460,326t
1952	To provide for a 60% popular majority of voters voting on the question before a new state constitution can be considered legally ratified by the electorate.	R	656,618	424,492	1,460,326t
1952	To clarify meaning of who shall be entitled to vote.	R	716,670	371,508	1,460,326t
1952	To permit legislature to extend probate jurisdiction by a 2/3 vote.	R	646,608	443,005	1,460,326
1952	To provide for a 65%-10%-25% apportionment of excise tax on motor vehicles.	R	580,316	704,336	1,460,326t
1954	To permit legislature to extend probate jurisdiction by a 2/3 vote.	A	610,138	303,838	1,168,101t
1954	To authorize the legislature to limit the liability of stockholders of state banks.	A	624,611	290,039	1,168,101t
1954	To provide for a 60% popular vote before a new state constitution can be ratified and to remove constitutional bar precluding members of the legislature from serving in a constitutional convention.	A	638,818	266,434	1,168,101t
1954	To permit gubernatorial appointments in case of vacancy in certain offices to run until end of term or January 1 to eliminate need for election to short terms.	A	636,237	282,212	1,168,101t
1956	To permit the legislature to reorganize the judicial power of the state.	A	939,957	307,178	1,443,856t
1956	To authorize the consolidation of present trunk highway articles and sections, to increase state aid and supervision of public highways; to permit tax of motor vehicles and fuel; to apportion funds for highway purposes 62%-29%-9% to state and local highways.	A	1,060,063	230,707	1,443,856t
1956	To authorize the legislature to divert 50% of the occupation mining tax proceeds earmarked for education from permanent trust funds to current educational needs.	A	1,084,627	209,311	1,443,856t
1958	To authorize the legislature to revise and consolidate provisions relating to local government, home rule and special laws.	A	712,552	309,848	1,178,173t
1958	To provide for four-year terms for state constitutional officers to take effect for terms beginning in 1963.	A	641,887	382,505	1,178,173t
1958	To permit members of the legislature to hold certain elective and nonelective state offices.	R	576,300	430,112	1,178,731t
1960	To extend the legislative session; to restrict the time during which bills can be introduced; to set qualifications for legislators running for other elective offices.	R	763,434	501,429	1,577,509t
1960	To allow an extra legislative session for reapportionment if reapportionment is not completed during the regular session.	R	600,797	661,009	1,577,509t
1960	To provide for succession to the office of governor: to provide for continuity of government in emergencies caused by enemy attack.	A	974,486	305,245	1,577,509t
1960	To prescribe the place where a person moving to a new precinct within 30 days before an election may vote; eliminating obsolete provisions on the voting rights of persons of Indian blood.	A	993,186	302,217	1,577,509t
1962	To consolidate the swamp land fund and the	A	828,880	288,490	1,267,502t

CHAPTER 1 MINNESOTA: THE NORTH STAR STATE

Year	Purpose of Amendment	Adopted or Rejected	Yes	No	Vote Election
1962	permanent school fund; to set distribution requirements and investment restrictions. To allow state to contract long and short term debts for public improvements upon approval of 3/5 of both houses of the legislature.	A	728,255	385,723	1,267,502t
1962	To remove restrictions on length of legislative sessions.	A	706,761	393,538	1,267,502t
1964	To prevent amendment or repeal of taconite tax policies for 25 years; to authorize legislature to impose limitations for not more than 25 years on taxation of copper and nickel mining.	A	1,272,590	204,133	1,586,173t
1964	To remove obsolete language from constitution.	A	1,089,798	254,216	1,586,173t
1966	To allow legislators to seek election to other offices and to provide resignation procedure for legislators.	R	575,967	471,427	1,312,208t
1968	To allow legislators to assume another elective or appointive office upon resignation from the legislature.	A	1,012,235	359,088	1,601,515t
1968	To allow legislature to present bills to governor within three days after legislature adjourns; allowing governor 14 days to sign or veto such bills.	A	1,044,418	316,916	1,601,515t
1970	To authorize the legislature to define or limit categories of tax exempt property.	A	969,774	287,858	1,388,525t
1970	To reduce voting age requirement from 21 to 19 years; to provide an age requirement of 21 years to hold public office.	A	700,449	585,890	1,388,525
1972	To allow flexible legislative sessions	A	968,088	603,385	1,773,838t
1972	To reorganize the state judicial system; to provide for appointment of clerks of district court; to authorize discipline and removal of judges.	A	1,012,916	531,831	1,773,838t
1972	To provide for the joint election of the governor and lieutenant governor; to remove the lieutenant Governor as the presiding officer of the senate.	A	1,064,580	503,342	1,773,838t
1972	To authorize bonus payment for Vietnam veterans.	A	1,131,921	477,473	1,773,838t
1974	To revise organization and language of constitution.	A	815,064	311,781	1,296,209t
1974	To ease vote requirement for amending constitution.	R	638,775	474,519	1,296,209t
1974	To allow legislature to determine railroad taxes.	A	741,353	372,158	1,296,209t
1976	To permit proceeds from increases in motor fuel taxes to be placed in the general fund; to remove restrictions on interest rate for and amount of highway bonds.	R	552,543	1,134,847	1,978,590t
1980	To establish a bipartisan reapportionment commission.	R	1,036,581	754,935	2,079,411t
1980	To require campaign spending limits for executive and legislative offices and public disclosure of campaign spending for all state candidates.	A	1,457,454	398,551	2,079,411t
1980	To remove restrictions on the interest rate for and the amount of highway bonds.	R	964,212	823,192	2,079,411t
1980	To establish initiative and referendum.	R	970,407	850,251	2,079,411t
1980	To remove requirement of senate approval for notaries public.	R	944,883	850,251	2,079,411t
1982	To allow the creation of a court of appeals.	A	1,304,127	385,738	1,834,737t
1982	To remove restrictions on the interest rate for and the amount of trunk highway bonds.	R	1,103,221	563,865	1,834,737t
1982	To permit the legislature to authorize on-track pari-mutuel betting on horse racing.	A	1,108,255	624,721	1,834,737t
1982	To provide state bonding authority for the improvement and rehabilitation of railroad facilities.	A	1,201,321	492,736	1,834,737t
1984	To allow the exchange of state-owned lands for other lands owned by state or local governments.	A	1,176,809	611,200	2,114,842
1984	To remove restrictions on the investment of the permanent school fund and to allow the limits on the investment of the fund and the apportionment of the returns on the investment to school districts to be set by law.	A	1,139,390	631,378	2,114,842t
1988	To establish a Minnesota Environmental and	A	1,645,090	375,752	2,125,119t

Year	Purpose of Amendment	Adopted or Rejected	Yes	No	Vote Election
	Natural Resources Trust Fund for environmental natural resources, and wildlife purposes.				
1988	To allow the use of juries of less than 12 members in civil and non-felony cases.	A	1,205,730	806,766	2,125,119t
1988	To permit the legislature to authorize a lottery operated by the state.	A	1,214,032	843,307	2,125,119t
1990	To dedicate 40 percent of the state lottery proceeds to the environment and natural resources trust fund until the year 2001.	A	1,388,105	329,806	1,843,104t
1994	To permit off-track wagering on horse racing in a manner prescribed by law.	R	841,277	847,802	1,794,618t

**Abbreviations:** \* - figure not available; p - number of votes cast for president; g - number of votes cast for governor; t - total number of persons voting at election. **Sources:** Anderson, William, *A History of the Constitution of Minnesota*, Minneapolis, University of Minnesota, 1921; Mitau, G. Theodore "Constitutional Change by Amendment: Recommendations of the Minnesota Constitutional Commission in Ten Years' Perspective", *Minnesota Law Review*, Volume 44, 1959-60, pp. 461-83, *Minnesota Legislative Manuals*, and the archives of the Minnesota Historical Society; and state canvassing board reports.

## CONGRESSIONAL ACT OF ADMISSION

Acceptance by Congress is the final act in the process of being admitted as a state. A bill for the admission of Minnesota into the Union was submitted to Congress in December of 1857.

The bill for admission encountered several obstacles. The Minnesota bill was coupled with the bill for the admission of Kansas. It was customary to admit states in pairs to preserve the balance of power in Congress: a state which permitted slavery would be linked with a state which prohibited slavery. Minnesota was to be a free state, Kansas a slave state. The proposal to admit Kansas was made under its fraudulent Lecompton constitution. The fraud in the adoption of the Kansas constitution was so glaring that admission under it was abandoned, delaying the Minnesota bill for several months. Minnesota's bill also met with general opposition from congressmen from southern slave states.

On May 11, 1858, the bill for the admission of Minnesota was passed by Congress and approved by President James Buchanan. However, word of its passage did not reach St. Paul until almost two weeks later. Minnesota had no telegraph lines or railroads, so a telegram was sent to Prairie du Chien, Wisconsin, and carried up the Mississippi River to St. Paul by steamboat. On May 24, 1858, the state officers took their oaths of office and Minnesota's state government began to function.

This ended the long trek toward statehood, which had seen the area of the state of Minnesota under four nations—France, Spain, Great Britain and the United States, and under nine territories—Northwest, Indiana, Illinois, Michigan, Wisconsin, Louisiana, Missouri, Iowa and Minnesota.

### ACT OF ADMISSION INTO THE UNION

#### AN ACT FOR THE ADMISSION OF MINNESOTA INTO THE UNION.

[Passed May 11, 1858.]

Whereas, An act of Congress was passed February twenty-sixth, eighteen hundred and fifty-seven, entitled "An act to authorize the people of the Territory of Minnesota to form a constitution and state government preparatory to their admission into the Union on an equal footing with the original states"; and, whereas, the people of said Territory did, on the twenty-ninth day of August, eighteen hundred and fifty-seven, by delegates elected for that purpose, form for themselves a constitution and state government, which is republican in form, and was ratified and adopted by the people at an election held on the thirteenth day of October, eighteen hundred and fifty-seven, for that purpose; therefore,

*Be it enacted by the Senate and House of Representatives of the United States of America, in Congress assembled,* That the State of Minnesota shall be one, and is hereby declared to be one, of the United States of America, and admitted into the Union on an equal footing with the original states in all respects whatever.

Sec. 2. *And be it further enacted,* That said State shall be entitled to two representatives in Congress, until the next apportionment of representatives among the several states.

Sec. 3. *And be it further enacted,* That from and after the admission of the State of Minnesota, as hereinbefore provided, all the laws of the United States which are not locally inapplicable shall have



## CHAPTER 1 MINNESOTA: THE NORTH STAR STATE

the same force and effect within that State as in other States of the Union; and the said State is hereby constituted a judicial district of the United States, within which a district court, with like powers and jurisdiction as the district court of the United States for the district of Iowa, shall be established; the judge, attorney and marshal of the United States of the said district of Minnesota shall reside within the same, and shall be entitled to the same compensation as the judge, attorney and marshal of the district of Iowa; and in all cases of appeal or writ of error heretofore prosecuted and now pending in the supreme court of the United States, upon any record from the supreme court of Minnesota Territory, the mandate of execution or order of further proceedings shall be directed by the supreme court of the United States to the district court of the United States for the district of Minnesota, or to the supreme court of the State of Minnesota, as the nature of such appeal or writ of error may require; and each of those courts shall be the successor of the supreme court of Minnesota Territory, as to all such cases, with full power to hear and determine the same, and to award mesne or final process therein.

## CONSTITUTION OF THE UNITED STATES

---

*Preamble. We, the people of the United States, in order to form a more perfect union, establish justice, insure domestic tranquillity, provide for the common defense, promote the general welfare, and secure the blessings of liberty to ourselves and our posterity, do ordain and establish this Constitution for the United States of America.*

### ARTICLE I

Section 1. All legislative powers herein granted shall be vested in a congress of the United States, which shall consist of a senate and a house of representatives.

Sec. 2. The house of representatives shall be composed of members chosen every second year by the people of the several states, and the electors in each state shall have the qualifications requisite for electors of the most numerous branch of the state legislature.

No person shall be a representative who shall not have attained to the age of twenty-five years and been seven years a citizen of the United States, and who shall not, when elected, be an inhabitant of that state in which he shall be chosen.

Representatives and direct taxes shall be apportioned among the several states which may be included within this Union according to their respective numbers, which shall be determined by adding to the whole number of free persons, including those bound to service for a term of years, and excluding Indians not taxed, three-fifths of all other persons. The actual enumeration shall be made within three years after the first meeting of the Congress of the United States, and within every subsequent term of ten years, in such manner as they shall by law direct. The number of representatives shall not exceed one for every 30,000, but each state shall have at least one representative; and until such enumeration shall be made, the State of New Hampshire shall be entitled to choose 3; Massachusetts, 8; Rhode Island and Providence Plantations, 1; Connecticut, 5; New York, 6; New Jersey, 4; Pennsylvania, 8; Delaware, 1; Maryland, 6; Virginia, 10; North Carolina, 5; South Carolina, 5; Georgia, 3.

When vacancies happen in the representation from any state the executive authority thereof shall issue writs of election to fill such vacancies.

The house of representatives shall choose their speaker and other officers, and shall have the sole power of impeachment.

Sec. 3. The Senate of the United States shall be composed of two senators from each state, elected by the people thereof, for six years; and each senator shall have one vote. The electors in each state shall have the qualifications requisite for electors of the most numerous branch of the state legislatures. Immediately after they shall be assembled in consequence of the first election, they shall be divided, as equally as may be, into three classes. The seats of the senators of the first class shall be vacated at the expiration of the second year; of the second class at the expiration of the fourth year; and of the third class at the expiration of the sixth year, so that one-third may be chosen every second year. When vacancies happen in the representation of any state in the Senate, the executive authority of such state shall issue writs of election to fill such vacancies: Provided, that the legislature of any state may empower the executive thereof to make temporary appointments until the people fill the vacancies by election as the legislature may direct.

No person shall be a senator who shall not have attained to the age of thirty years, and been nine years a citizen of the United States, and who shall not, when elected, be an inhabitant of that state for which he shall be chosen.

The vice president of the United States shall be president of the senate, but shall have no vote unless they be equally divided.

The senate shall choose their own officers, and also a president pro tempore, in the absence of the vice president, or when he shall exercise the office of president of the United States. The senate shall have the sole power to try all impeachments.

When sitting for that purpose they shall be on oath or affirmation. When the president of the United States is tried, the chief justice shall preside; and no person shall be convicted without the concurrence of two-thirds of the members present.

Judgment in cases of impeachment shall not extend further than to removal from office, and disqualification to hold and enjoy any office of honor, trust or profit under the United States; but the party convicted shall nevertheless be liable and subject to indictment, trial, judgment, and punishment according to law.

Sec. 4. The times, places and manner of holding elections for senators and representatives shall be prescribed in each state by the legislature thereof; but the Congress may at any time by law make or alter such regulations, except as to the places of choosing senators. The Congress shall assemble at least once in every year, and such meetings shall be on the first Monday in December, unless they shall, by law, appoint a different day.

Sec. 5. Each house shall be the judge of the election returns and qualifications of its own members, and a majority of each shall constitute a quorum to do business; but a smaller number may adjourn from day to day, and may be authorized to compel the attendance of absent members, in such manner and under such penalties as each house may provide.

Each house may determine the rules of its proceedings, punish its members for disorderly behavior, and, with the concurrence of two-thirds, expel a member.

Each house shall keep a journal of its proceedings, and from time to time publish the same; excepting such parts as may in their judgment require secrecy; and the yeas and nays of the members of either house on any question shall, at the desire of one-fifth of those present, be entered on the journal.

Neither house, during the session of congress, shall, without the consent of the other, adjourn for more than three days, nor to any other place than that in which the two houses shall be sitting.

Sec. 6. The senators and representatives shall receive a compensation for their services, to be ascertained by law and paid out of the treasury of the United States. They shall, in all cases except treason, felony, and breach of the peace, be privileged from arrest during their attendance at the session of their respective houses, and in going to and returning from the same; and for any speech or debate in either house they shall not be questioned in any other place.

No senator or representative shall, during the time for which he was elected, be appointed to any civil office under the authority of the United States which shall have been created or the emoluments whereof shall have been increased during such time; and no person holding any office under the United States shall be a member of either house during his continuance in office.

Sec. 7. All bills for raising revenue shall originate in the house of representatives, but the senate may propose or concur with amendments, as on other bills.

Every bill which shall have passed the house of representatives and the senate shall, before it becomes a law, be presented to the president of the United States; if he approve, he shall sign it; but if not, he shall return it, with his objections, to that house in which it shall have originated, who shall enter the objections at large on their journal, and proceed to reconsider it. If, after such reconsideration, two-thirds of that house shall agree to pass the bill, it shall be sent, together with the objections, to the other house, by which it shall likewise be reconsidered, and, if approved by two-thirds of that house, it shall become a law. But in all cases the votes of both houses shall be determined by yeas and nays, and the names of the persons voting for and against the bill shall be entered on the journal of each house respectively. If any bill shall not be returned by the president within ten days (Sundays excepted) after it shall have been presented to him, the same shall be a law in like manner as if he had signed it, unless the Congress by their adjournment prevent its return; in which case it shall not be a law.

Every order, resolution, or vote to which the concurrence of the senate and house of representatives may be necessary (except on a question of adjournment) shall be presented to the president of the United States, and, before the same shall take effect, shall be approved by him, or being disapproved by him, shall be repassed by two-thirds of the senate and house of representatives, according to the rules and limitations prescribed in the case of a bill.

Sec. 8. The Congress shall have power:

## CHAPTER 1 MINNESOTA: THE NORTH STAR STATE

To lay and collect taxes, duties, imposts, and excises, to pay the debts and provide for the common defense and general welfare of the United States; but all duties, imposts and excises shall be uniform through the United States;

To borrow money on the credit of the United States;

To regulate commerce with foreign nations, and among the several states, and with the Indian tribes;

To establish a uniform rule of naturalization and uniform laws on the subject of bankruptcies throughout the United States;

To coin money, regulate the value thereof and of foreign coin, and fix the standard of weights and measures;

To provide for the punishment of counterfeiting the securities and current coin of the United States;

To establish post offices and post roads;

To promote the progress of science and useful arts, by securing for limited times, to authors and inventors, the exclusive right to their respective writings and discoveries;

To constitute tribunals inferior to the supreme court;

To define and punish piracies and felonies committed on the high seas, and offenses, against the laws of nations;

To declare war, grant letters of marque and reprisal, and make rules concerning captures on land and water;

To raise and support armies; but no appropriation of money to that use shall be for a longer term than two years;

To provide and maintain a navy;

To make rules for the government and regulation of the land and naval forces;

To provide for calling forth the militia to execute the laws of the Union, suppress insurrections and repel invasions;

To provide for organizing, arming and disciplining the militia, and for governing such part of them as may be employed in the Service of the United States, reserving to the states, respectively, the appointment of the officers and the authority of training the militia according to the discipline prescribed by Congress;

To exercise exclusive legislation in all cases whatsoever over such district (not exceeding ten miles square) as may, by cession of particular states and the acceptance of Congress, become the seat of the government of the United States; and to exercise like authority over all places purchased by the consent of the legislature of the state in which the same shall be, for the erection of forts, magazines, arsenals, dock yards, and other needful buildings; and

To make all laws which shall be necessary and proper for carrying into execution the foregoing powers, and all other powers vested by this Constitution in the government of the United States, or in any department or officer thereof.

Sec. 9. The migration or importation of such persons as any of the states now existing shall think proper to admit shall not be prohibited by the Congress prior to the year one thousand eight hundred and eight; but a tax or duty may be imposed on such importation, not exceeding ten dollars for each person.

The privilege of the writ of habeas corpus shall not be suspended unless when, in case of rebellion or invasion, the public safety may require it.

No bill of attainder, or ex post facto law, shall be passed.

No capitation or other direct tax shall be laid, unless in proportion to the census or enumeration hereinbefore directed to be taken.

No tax or duty shall be laid on articles exported from any state.

No preference shall be given, by any regulation of commerce or revenue, to the ports of one state over those of another; nor shall vessels bound to or from one state be obliged to enter, clear or pay duties in another.

No money shall be drawn from the treasury but in consequence of appropriations made by law; and a regular statement and account of the receipts and expenditures of all public money shall be published from time to time.

No title of nobility shall be granted by the United States, and no person holding any office of profit and trust under them shall, without the consent of the Congress, accept of any present, emolument, office or title of any kind whatever, from any king, prince or foreign state.

Sec. 10. No state shall enter into any treaty, alliance or confederation; grant letters of marque and reprisal; coin money; emit bills of credit; make anything but gold and silver coin a tender in payment of debts; pass any bill of attainder, ex post facto law, or law impairing the obligation of contracts or grant any title of nobility.

No state shall, without the consent of Congress, lay any imposts or duties on imports or exports, except what may be absolutely necessary for executing its inspection laws; and the net produce of all duties and imposts laid by any state on imports or exports shall be for the use of the treasury of the United States; and all such laws shall be subject to the revision and control of the Congress.

No state shall, without the consent of Congress, lay any duty of tonnage, keep troops or ships of war in time of peace, enter into any agreement or compact with another state or with a foreign power, or engage in war, unless actually invaded or in such imminent danger as will not admit of delay.

## ARTICLE II

Section 1. The executive power shall be vested in a president of the United States of America. He shall hold his office during the term of four years, and, together with the vice president, chosen for the same term, be elected as follows:

Each state shall appoint, in such manner as the legislature thereof may direct, a number of electors equal to the whole number of senators and representatives to which the state may be entitled in the Congress; but no senator or representative, or person holding an office of trust or profit under the United States, shall be appointed an elector.

The electors shall meet in their respective states, and vote by ballot for two persons, of whom one at least shall not be an inhabitant of the same state with themselves. And they shall make a list of all the persons voted for, and the number of votes for each; which list they shall sign and certify, and transmit, sealed, to the seat of the government of the United States, directed to the president of the senate. The president of the senate shall, in the presence of the senate and house of representatives, open all the certificates; and the votes shall then be counted. The person having the greatest number of votes shall be appointed, if such a number be a majority of the whole number of electors appointed; and if there be more than one who have such majority, and have an equal number of votes, then the house of representatives shall immediately choose, by ballot, one of them for president; and if no person have a majority, then from the five highest on the list the said house shall, in like manner, choose the president. But in choosing the president the vote shall be taken by states, the representation from each state having one vote; a quorum for this purpose shall consist of a member or members from two-thirds of the states, and a majority of all the states shall be necessary to a choice. In every case after the choice of the president, the person having the greatest number of votes of the electors shall be the vice president. But if there should remain two or more who have equal votes, the senate shall choose from them, by ballot, the vice president.

The Congress may determine the time of choosing the electors, and the day on which they shall give their votes; which day shall be the same throughout the United States.

No person except a natural born citizen, or a citizen of the United States at the time of the adoption of this Constitution, shall be eligible to the office of president; neither shall any person be eligible to that office who shall not have attained to the age of thirty-five years and been fourteen years a resident within the United States.

In case of the removal of the president from office, or of his death, resignation, or inability to discharge the powers and duties of the said office, the same shall devolve on the vice president; and the Congress may by law provide for the case of removal, death, resignation, or inability, both of the president and vice president, declaring what officer shall then act as president, and such officer shall act accordingly until the disability be removed, or a president shall be elected.

## CHAPTER 1 MINNESOTA: THE NORTH STAR STATE

The president shall, at stated times, receive for his services a compensation which shall neither be increased nor diminished during the period for which he shall have been elected; and he shall not receive within that period any other emolument from the United States, or any of them.

Before he enter on the execution of his office he shall take the following oath or affirmation:

"I do solemnly swear (or affirm) that I will faithfully execute the office of president of the United States, and will, to the best of my ability, preserve, protect and defend the Constitution of the United States."

Sec. 2. The president shall be commander-in-chief of the army and navy of the United States, and of the militia of the several states, when called into the actual service of the United States; he may require the opinion, in writing, of the principal officer in each of the executive departments, upon any subject relating to the duties of their respective offices; and he shall have power to grant reprieves and pardons for offenses against the United States, except in cases of impeachment.

He shall have power, by and with the advice and consent of the senate, to make treaties, provided two-thirds of the senators present concur, and he shall nominate, and by and with the advice and consent of the senate shall appoint ambassadors, other public ministers, and consuls, judges of the supreme court, and all other officers of the United States whose appointments are not herein otherwise provided for, and which shall be established by law. But the Congress may, by law, vest the appointment of such inferior officers as they think proper in the president alone, in the courts of law, or in the heads of departments.

The president shall have power to fill all vacancies that may happen during the recess of the senate, by granting commissions which shall expire at the end of their next session.

Sec. 3. He shall, from time to time, give to the Congress information of the state of the Union, and recommend to their consideration such measures as he shall judge necessary and expedient. He may, on extraordinary occasions, convene both houses, or either of them; and in case of disagreement between them with respect to the time of adjournment, he may adjourn them to such time as he shall think proper; he shall receive ambassadors and other public ministers. He shall take care that the laws be faithfully executed, and shall commission all the officers of the United States.

Sec. 4. The president, vice president, and all civil officers of the United States shall be removed from office on impeachment for and conviction of treason, bribery, or other high crimes and misdemeanors.

### ARTICLE III

Section 1. The judicial power of the United States shall be vested in one supreme court, and in such inferior courts as the Congress may, from time to time, ordain and establish. The judges, both of the supreme and inferior courts, shall hold their offices during good behavior, and shall, at stated times, receive for their services a compensation which shall not be diminished during their continuance in office.

Sec. 2. The judicial power shall extend to all cases in law and equity, arising under this Constitution, the laws of the United States, and treaties made, or which shall be made under their authority; to all cases affecting ambassadors, other public ministers and consuls; to all cases of admiralty and maritime jurisdiction; to controversies to which the United States shall be a party; to controversies between two or more states, between a state and citizens of another state, between citizens of different states, between citizens of the same state claiming lands under grants of different states, and between a state or the citizens thereof and foreign states, citizens or subjects.

In all cases affecting ambassadors, other public ministers and consuls, and those in which a state shall be party, the supreme court shall have original jurisdiction. In all the other cases before mentioned the supreme court shall have appellate jurisdiction, both as to law and fact, with such exceptions and under such regulations as the Congress shall make.

The trial of all crimes, except in cases of impeachment, shall be by jury, and such trial shall be held in the state where the said crimes shall have been committed; but when not committed within any state, the trial shall be at such place or places as the Congress may by law have directed.

Sec. 3. Treason against the United States shall consist only in levying war against them, or in adhering to their enemies, giving them aid and comfort. No person shall be convicted of treason unless on the testimony of two witnesses to the same overt act, or on confession in open court.

The Congress shall have power to declare the punishment of treason, but no attainder of treason shall work corruption of blood, or forfeiture, except during the life of the person attained.

**ARTICLE IV**

Section 1. Full faith and credit shall be given in each state to the public acts, records and judicial proceedings of every other state. And the Congress may by general laws prescribe the manner in which such acts, records and proceedings shall be proved, and the effect thereof.

Sec. 2. The citizens of each state shall be entitled to all privileges and immunities of citizens in the several states.

A person charged in any state with treason, felony, or other crime, who shall flee from justice and be found in another state, shall on demand of the executive authority of the state from which he fled, be delivered up, to be removed to the state having jurisdiction of the crime.

No person held to service or labor in one state under the laws thereof, escaping into another, shall, in consequence of any law or regulation therein, be discharged from such service or labor, but shall be delivered up on claim of the party to whom such service or labor may be due.

Sec. 3. New states may be admitted by the Congress into this Union; but no new state shall be formed or erected within the jurisdiction of any other state, nor any state be formed by the junction of two or more states or parts of states, without the consent of the legislatures of the states concerned, as well as of the Congress.

The Congress shall have power to dispose of and make all needful rules and regulations respecting the territory or other property belonging to the United States, and nothing in this Constitution shall be so construed as to prejudice any claims of the United States or of any particular state.

Sec. 4. The United States shall guarantee to every state in the Union a republican form of government; and shall protect each of them against invasion, and, on application of the legislature, or of the executive (when the legislature cannot be convened), against domestic violence.

**ARTICLE V**

The Congress, whenever two-thirds of both houses shall deem it necessary, shall propose amendments to this Constitution, or, on the application of the legislatures of two-thirds of the several states, shall call a convention for proposing amendments, which in either case shall be valid, to all intents and purposes, as part of this Constitution, when ratified by the legislatures of three-fourths of the several states, or by conventions in three-fourths thereof, as the one or the other mode of ratification may be proposed by the congress; provided, that no amendment which may be made prior to the year one thousand eight hundred and eight shall in any manner affect the first and fourth clauses in the ninth section of the first article; and that no state, without its consent, shall be deprived of its equal suffrage in the senate.

**ARTICLE VI**

All debts contracted and engagements entered into, before the adoption of this Constitution, shall be as valid against the United States under this Constitution, as under the confederation.

This Constitution, and the laws of the United States which shall be made in pursuance thereof, and all treaties made, or which shall be made, under the authority of the United States, shall be the supreme law of the land, and the judges in every state shall be bound thereby, anything in the Constitution or laws of any state to the contrary notwithstanding.

The senators and representatives before mentioned, and the members of the several state legislatures, and all executive and judicial officers, both of the United States and of the several states, shall be bound by oath or affirmation to support this Constitution, but no religious test shall ever be required as a qualification to any office or public trust under the United States.

**ARTICLE VII**

The ratification of the conventions of nine states shall be sufficient for the establishment of this Constitution between the states so ratifying the same.

**AMENDMENTS**

In addition to, and amendment of, the Constitution of the United States of America, proposed by Congress and ratified by the Legislatures of the several states, pursuant to the fifth article of the original Constitution.

**AMENDMENT I**

Congress shall make no law respecting an establishment of religion, or prohibiting the free exercise thereof; or abridging the freedom of speech, or of the press, or the right of the people peaceably to assemble, or to petition the government for a redress of grievances.

**AMENDMENT II**

A well regulated militia being necessary to the security of a free state, the right of the people to keep and bear arms shall not be infringed.

**AMENDMENT III**

No soldier shall, in time of peace, be quartered in any house without the consent of the owner, nor in time of war but in a manner to be prescribed by law.

**AMENDMENT IV**

The right of the people to be secure in their persons, houses, papers and effects, against unreasonable searches and seizures, shall not be violated, and no warrant shall issue but upon probable cause, supported by oath or affirmation, and particularly describing the place to be searched and the persons or things to be seized.

**AMENDMENT V**

No person shall be held to answer for a capital or otherwise infamous crime, unless on a presentment or indictment of a grand jury, except in cases arising in the land or naval forces, or in the militia, when in actual service, in time of war and public danger; nor shall any person be subject for the same offense to be twice put in jeopardy of life or limb; nor shall be compelled in any criminal case to be witness against himself; nor be deprived of life, liberty, or property without due process of law; nor shall private property be taken for public use without just compensation.

**AMENDMENT VI**

In all criminal prosecutions the accused shall enjoy the right to a speedy and public trial by an impartial jury of the state and district wherein the crime shall have been committed, which district shall have been previously ascertained by law, and to be informed of the nature and cause of the accusation; to be confronted with the witnesses against him; to have compulsory process for obtaining witnesses in his favor; and to have the assistance of counsel for his defense.

**AMENDMENT VII**

In suits at common law, where the value in controversy shall exceed twenty dollars, the right of trial by jury shall be preserved, and no fact tried by a jury shall be otherwise re-examined in any court in the United States than according to the rules of the common law.

**AMENDMENT VIII**

Excessive bail shall not be required, nor excessive fines imposed, nor cruel and unusual punishments inflicted.

**AMENDMENT IX**

The enumeration in the Constitution of certain rights shall not be construed to deny or disparage others retained by the people.

**AMENDMENT X**

The powers not delegated to the United States by the Constitution, nor prohibited by it to the states, are reserved to the states, respectively, or to the people.

**AMENDMENT XI**

The judicial power of the United States shall not be construed to extend to any suit in law or equity, commenced or prosecuted against one of the United States by citizens of another state, or by citizens or subjects of any foreign state.

**AMENDMENT XII**

The electors shall meet in their respective states, and vote by ballot for president and vice president, one of whom at least shall not be an inhabitant of the same state with themselves; they shall name in their ballots the person voted for as president, and in distinct ballot the person voted for as vice president; and they shall make distinct lists of all persons voted for as president and of all persons voted for as vice president, and of the number of votes for each; which lists they shall sign and certify, and transmit, sealed, to the seat of the government of the United States, directed to the president of the senate; the president of the senate shall, in presence of the senate and house of representatives, open all the certificates, and the votes shall then be counted; the person having the greatest number of votes for president shall be the president; if such number be a majority of the whole number of electors appointed; and if no person have such majority, then from the persons having the highest numbers, not exceeding three on the list of those voted for as president, the house of representatives shall choose immediately, by ballot, the president. But in choosing the president the vote shall be taken by states, the representation from each state having one vote; a quorum for this purpose shall consist of a member or members from two-thirds of the states; and a majority of all the states shall be necessary to a choice. And if the house of representatives shall not choose a president whenever the right of choice shall devolve upon them, before the fourth day of March next following, then the vice president shall act as president, as in the case of the death or other constitutional disability of the president.

The person having the greatest number of votes as vice president shall be the vice president, if such number be a majority of the whole number of electors appointed, and if no person have a majority, then, from the two highest numbers on the list, the senate shall choose the vice president; a quorum for the purpose shall consist of two-thirds of the whole number of senators, and a majority of the whole number shall be necessary to a choice.

But no person constitutionally ineligible to the office of president shall be eligible to that of vice president of the United States.

**AMENDMENT XIII**

Section 1. Neither slavery nor involuntary servitude, except as a punishment for crime whereof the party shall have been duly convicted, shall exist within the United States, or any place subject to their jurisdiction.

Sec. 2. Congress shall have power to enforce this article by appropriate legislation.

**AMENDMENT XIV**

Section 1. All persons born or naturalized in the United States, and subject to the jurisdiction thereof, are citizens of the United States and of the state wherein they reside. No state shall make or enforce any law which shall abridge the privileges or immunities of citizens of the United States; nor shall any state deprive any person of life, liberty, or property without due process of law, nor deny to any person within its jurisdiction the equal protection of the laws.

Sec. 2. Representatives shall be apportioned among the several states according to their respective numbers, counting the whole number of persons in each state, excluding Indians not taxed. But when the right to vote at any election for the choice of electors for president and vice president of the United States, representatives in Congress, the executive and judicial officers of a state, or the members of the legislature thereof, is denied to any of the male inhabitants of such state, being twenty-one years of age, and citizens of the United States, or in any way abridged, except for participation in rebellion or other crime, the basis of representation therein shall be reduced in the proportion which the number of such male citizens shall bear to the whole number of male citizens twenty-one years of age in such state.

Sec. 3. No person shall be a senator or representative in Congress or elector of president and vice president, or hold any office, civil or military, under the United States, or under any state, who, having previously taken an oath, as a member of Congress, or as an officer of the United States, or as a member of any state legislature, or as an executive or judicial officer of any state, to support the Constitution of the United States, shall have engaged in insurrection or rebellion against the same, or given aid or comfort to the enemies thereof. But Congress may by a vote of two-thirds of each house remove such disability.

Sec. 4. The validity of the public debt of the United States, authorized by law, including debts incurred for payment of pensions and bounties for services in suppressing insurrection or rebellion, shall not be questioned. But neither the United States nor any state shall assume or pay any debt or obligation



## CHAPTER 1 MINNESOTA: THE NORTH STAR STATE

incurred in aid of insurrection or rebellion against the United States, or any claim for the loss or emancipation of any slave; but all such debts, obligations and claims shall be held illegal and void.

Sec. 5. The Congress shall have power to enforce, by appropriate legislation, the provisions of this article.

### AMENDMENT XV

Section 1. The right of citizens of the United States to vote shall not be denied or abridged by the United States, or by any state, on account of race, color or previous condition of servitude.

Sec. 2. The Congress shall have power to enforce this article by appropriate legislation.

### AMENDMENT XVI

The Congress shall have power to lay and collect taxes on incomes, from whatever source derived, without apportionment among the several states, and without regard to any census or enumeration.

### AMENDMENT XVII

The Senate of the United States shall be composed of two Senators from each state, elected by the people thereof, for six years; and each Senator shall have one vote. The electors in each state shall have the qualifications requisite for electors of the most numerous branch of the state legislatures.

When vacancies happen in the representation of any state in the Senate, the executive authority of such state shall issue writs of election to fill such vacancies: Provided, that the legislature of any state may empower the executive thereof to make temporary appointment until the people fill the vacancies by election as the legislature may direct.

This amendment shall not be so construed as to affect the election or term of any Senator chosen before it becomes valid as part of the Constitution.

### AMENDMENT XVIII

Section 1. After one year from the ratification of this article the manufacture, sale, or transportation of intoxicating liquors within, the importation thereof into, or the exportation thereof from the United States and all territory subject to the jurisdiction thereof for beverage purposes is hereby prohibited.

Sec. 2. The Congress and the several states shall have concurrent power to enforce this article by appropriate legislation.

### AMENDMENT XIX

Section 1. The right of citizens of the United States to vote shall not be denied or abridged by the United States or any state on account of sex.

Sec. 2. Congress shall have power to enforce this article by appropriate legislation.

### AMENDMENT XX

Section 1. The terms of the President and Vice President shall end at noon on the 20th day of January, and the terms of Senators and Representatives at noon on the 3rd day of January, of the years in which such terms would have ended if this article had not been ratified; and the terms of their successors shall then begin.

Sec. 2. The Congress shall assemble at least once in every year, and such meeting shall begin at noon on the 3rd day of January, unless they shall by law appoint a different day.

Sec. 3. If, at the time fixed for the beginning of the term of the President, the President elect shall have died, the Vice President elect shall become President. If a President shall not have been chosen before the time fixed for the beginning of his term, or if the President elect shall have failed to qualify, then the Vice President elect shall act as President until a President shall have qualified; and the Congress may by law provide for the case wherein neither a President elect nor a Vice President elect shall have qualified, declaring who shall then act as President, or the manner in which one who is to act shall be selected, and such person shall act accordingly until a President or Vice President shall have qualified.

Sec. 4. The Congress may by law provide for the case of the death of any of the persons from whom

the House of Representatives may choose a President whenever the right of choice shall have devolved upon them, and for the case of the death of any of the persons from whom the Senate may choose a Vice President whenever the right of choice shall have devolved upon them.

Sec. 5. Sections 1 and 2 shall take effect on the 15th day of October following the ratification of this article.

### **AMENDMENT XXI**

Section 1. The eighteenth article of amendment to the Constitution of the United States is hereby repealed.

Sec. 2. The transportation or importation into any State, Territory, or possession of the United States for delivery or use therein of intoxicating liquors, in violation of the laws thereof, is hereby prohibited.

### **AMENDMENT XXII**

Section 1. No person shall be elected to the office of President more than twice, and no person who has held the office of President, or acted as President, for more than two years of a term to which some other person was elected President shall be elected to the office of the President more than once. But this Article shall not apply to any person holding the office of President when this Article was proposed by the Congress, and shall not prevent any person who may be holding the office of President, or acting as President, during the term within which this Article becomes operative from holding the office of President, or acting as President, during the remainder of such term.

### **AMENDMENT XXIII**

Section 1. The District constituting the seat of Government of the United States shall appoint in such manner as the Congress may direct:

A number of electors of President and Vice President equal to the whole number of Senators and Representatives in Congress to which the District would be entitled if it were a State, but in no event more than the least populous State; they shall be in addition to those appointed by the states, but they shall be considered, for the purposes of the election of President and Vice President, to be electors appointed by a State; and they shall meet in the District and perform such duties as provided by the twelfth article of amendment.

Sec. 2. The Congress shall have power to enforce this article by appropriate legislation.

### **AMENDMENT XXIV**

Section 1. The right of citizens of the United States to vote in any primary or other election for President or Vice President, for electors for President or Vice President, or for Senator or Representative in Congress, shall not be denied or abridged by the United States or any State by reason of failure to pay any poll tax or other tax.

Sec. 2. The Congress shall have power to enforce this article by appropriate legislation.

### **AMENDMENT XXV**

Section 1. In case of the removal of the President from office or of his death or resignation, the Vice President shall become President.

Sec. 2. Whenever there is a vacancy in the office of the Vice President, the President shall nominate a Vice President who shall take office upon confirmation by a majority vote of both Houses of Congress.

Sec. 3. Whenever the President transmits to the President pro tempore of the Senate and the Speaker of the House of Representatives his written declaration that he is unable to discharge the powers and duties of his office, and until he transmits to them a written declaration to the contrary, such powers and duties shall be discharged by the Vice President as acting President.

Sec. 4. Whenever the Vice President and a majority of either the principal officers of the executive departments or of such other body as Congress may by law provide, transmit to the President pro tempore of the Senate and the Speaker of the House of Representatives their written declaration that the President is unable to discharge the powers and duties of his office, the Vice President shall immediately assume the powers and duties of the office as Acting President.

## CHAPTER 1 MINNESOTA: THE NORTH STAR STATE

Thereafter, when the President transmits to the President pro tempore of the Senate and the Speaker of the House of Representatives his written declaration that no inability exists, he shall resume the powers and duties of his office unless the Vice President and a majority of either the principal officers of the executive department or of such other body as Congress may by law provide, transmit within four days to the President pro tempore of the Senate and the Speaker of the House of Representatives their written declaration that the President is unable to discharge the powers and duties of his office. Thereupon Congress shall decide the issue, assembling within forty-eight hours for that purpose if not in session. If the Congress, within twenty- one days after receipt of the latter written declaration, or, if Congress is not in session, within twenty-one days after Congress is required to assemble, determines by two-thirds vote of both Houses that the President is unable to discharge the powers and duties of his office, the Vice President shall continue to discharge the same as Acting President; otherwise, the President shall resume the powers and duties of his office.

### AMENDMENT XXVI

Section 1. The right of citizens of the United States, who are eighteen years of age or older, to vote shall not be denied or abridged by the United States or by any State on account of age.

Sec. 2. The Congress shall have power to enforce this article by appropriate legislation.

### AMENDMENT XXVII

No law, varying the compensation for the services of the Senators and Representatives, shall take effect, until an election of Representatives shall have intervened.

**NOTE:** The Constitution was adopted Sept. 17, 1787, by the unanimous consent of the states present in the convention appointed in pursuance of the resolution of the Congress of the confederation, of the twenty-first of February, 1787, and was ratified by the conventions of the several states, as follows, viz.: By convention of Delaware, Dec. 7, 1787; Pennsylvania, Dec. 12, 1787; New Jersey, Dec. 18, 1787; Georgia, Jan. 2, 1788; Connecticut, Jan. 9, 1788; Massachusetts, Feb. 6, 1788; Maryland, April 28, 1788; South Carolina, May 23, 1788; New Hampshire, June 21, 1788; Virginia, June 26, 1788; New York, July 26, 1788; North Carolina, Nov. 21, 1789; Rhode Island, May 29, 1790.

The first ten of the amendments were proposed at the first session of the First Congress of the United States, Sept. 25, 1789; and were finally ratified by the constitutional number of states Dec. 15, 1791. The eleventh amendment was proposed at the first session of the Third Congress, March 5, 1794, and was declared in a message from the president of the United States to both houses of Congress, dated Jan. 8, 1798, to have been adopted by the constitutional number of states. The twelfth amendment was proposed at the first session of the Eighth Congress, Dec. 12, 1803, and was adopted by the constitutional number of states in 1804, according to a public notice thereof by the secretary of state, dated Sept. 25, 1804.

The thirteenth amendment took effect December 18, 1865.

The fourteenth amendment took effect July 28, 1868.

The fifteenth amendment took effect March 30, 1870.

The sixteenth amendment took effect February 25, 1913.

The seventeenth amendment took effect May 31, 1913.

The eighteenth amendment took effect January 29, 1920.

The nineteenth amendment took effect August 27, 1920.

The twentieth amendment took effect February 6, 1933.

The twenty-first amendment took effect December 5, 1933.

The twenty-second amendment took effect March 1, 1951.

The twenty-third amendment took effect April 3, 1961.

The twenty-fourth amendment took effect February 4, 1964.

The twenty-fifth amendment took effect February 23, 1967.

The twenty-sixth amendment took effect July 5, 1971.


The twenty-seventh amendment took effect May 18, 1992.

## CHAPTER TWO

# LEGISLATIVE BRANCH

---

The Minnesota Legislature .....	60
Members of the Senate .....	63
Members of the House of Representatives .....	63
Biographies of Legislators .....	65
Enactment of Legislation .....	132
Legislative Standing Committees .....	133
Officers of the Senate .....	138
Officers of the House of Representatives .....	140
Legislative Commissions .....	143
Legislative-Related Functions .....	147
Capitol News Correspondents .....	149
Legislative District Maps .....	150



Senate in session.

## THE MINNESOTA LEGISLATURE

Senate Information, 231 State Capitol, St. Paul 55155, (612)296-2343.

House Information, 175 State Office Building, St. Paul 55155, (612)296-2146.

**Constitution provides:** To be elected a state senator or representative, a person must be a qualified voter, twenty-one years old, a resident of Minnesota for one year, and a resident of the legislative district for six months immediately preceding the election (Article IV).

**Term:** senator - four years; representative - two years.

**Compensation:** \$29,657 annually; round trips between home and state capital; per diem allowance for living expenses during session.

**Membership and apportionment:** The state of Minnesota is divided into sixty-seven senate districts, each of which is divided into two of the one hundred and thirty-four house districts. Each senate district is entitled to elect one senator and each house district is entitled to elect one representative.

The Minnesota Legislature enacted a legislative redistricting plan on May 29, 1991, coded as Minnesota Statutes, sections 2.043 to 2.703. The plan was corrected by order of the Minnesota Special Redistricting Panel on December 9, 1991, *Collow v. Growe*, No. C8-91-985. The state panel's plan was temporarily superseded by a plan drawn by the United States district court for the district of Minnesota on February 19, 1992, *Emison v. Growe*, 782 F. Supp 427, but the federal court's order was stayed by the United States Supreme Court on March 11, 1992, *Growe v. Emison*, No. 91-1420, and reversed on February 23, 1993, leaving the state panel's plan in place for the 1992 and subsequent elections. The largest Senate district had a population of 66,336, the smallest a population of 64,103, for an overall range of 3.42 percent. The largest House district had a population of 33,427, the smallest a population of 31,502, for an overall range of 5.90 percent.

**Organization:** Members of the Minnesota Legislature are nominated and elected with party designation. At the November 8, 1994 general election, Minnesota voters elected legislators affiliated with the state's two major political parties: Democratic-Farmer-Labor (DFL) and Independent-Republican (IR). The DFL caucus organized both houses of the legislature during the 1995 session, Presiding officers: Senate members elect the president of the senate from among their members. The president presides over the senate and shares with the speaker the chairmanship of the Legislative Coordinating Commission. The speaker of the house is both a voting member of the house and the presiding officer. The speaker also presides over joint sessions of the house and senate.

Senator Allan H. Spear is president of the senate. Representative Irv Anderson is speaker of the house. Each house elects top staff members. The secretary of the senate, Patrick E. Flahaven, and the chief clerk of the house, Edward A. Burdick, are the highest ranking staff officers in each body.

**Committees:** The speaker appoints members of the house to committees and names committee chairs. Nominated by the majority caucus, the speaker works closely with the house majority and becomes a leading spokesman for caucus policies.



David J. Oakes photo

Senate Majority Leader Roger Moe




David J. Oakes photo

Senate Minority Leader Dean E. Johnson



David J. Onkes photo

President of the Senate Allan H. Spear



Tom Olmscheid photo

Speaker of the House Irv Anderson

In the senate, the chair of the committee on rules and administration, normally the leader of the majority group, has similar power. A senate committee names the committee members and chairs.

The committee system is a vital component of the legislative machinery. The volume of legislation pending before a single session is too great to permit all legislators to work closely with all proposals. Committees hear testimony from proponents and opponents of legislation before they make recommendations to the full legislature. A committee may decide the fate of any legislative proposal. After study, hearing, research, and deliberation, a committee may amend, recommend passage, re-fer to another committee, or table a bill.

The number of committees in each house and the number of members serving on each committee varies from session to session as state concerns and problems dictate. In addition to the standing committees which operate during each session, some committees continue to study specific problems during the legislative interim to report findings to the next legislative session.

**Convening the legislature:** On the first day of a regular session both houses of the legislature convene at noon. The lieutenant governor, having already taken the oath of office, calls the senate to order and presides until a president has been elected and has taken the oath of office. The house is called to order by the secretary of state who presides over that body as its convening authority until a speaker is elected and has taken the oath of office. After convening, the oath of office is administered to all members of each house.

**Special sessions:** The legislature may be called into special session at any time by the governor. Special sessions become necessary when legislative action is needed to meet emergencies or when legislative work is unfinished at the end of a regular session. The governor is the only official empowered to call a special session. The governor does not have the power to limit the length or scope of the session.

**Functions and powers:** The principal legal task of the legislature is to make law by which public policy is established. Legislative activity affects a wide range of state programs and resources including agriculture, conservation, crime prevention, consumer protection, contracts, education, economic development, elections, environment, finance, forestry, health, highways, human rights, insurance, labor relations, natural resources, property, pollution control, recreation, safety, taxation, transportation, utilities, unemployment compensation, veterans' affairs, and worker's compensation.

Additional legislative functions include proposing amendments to the state constitution for approval by the electorate, electing regents of the University of Minnesota, confirming certain gubernatorial appointments (senate) and performing legislative oversight or review.

The legislature possesses a judicial function. It judges the election and qualifications of its members, may punish or expel members for contempt or disorderly behavior, and may impeach or remove from office members of the executive and judicial branches.

Each legislative body has a rules committee which directs the operating procedures of the legislature. The rules the two houses adopt, their joint rules, Minnesota Statutes, and the state constitution provide the guidelines under which the legislature conducts legislative business.

## CHAPTER 2 LEGISLATIVE BRANCH

**Regular sessions:** The Minnesota Legislature convenes in regular session each odd-numbered year on the first Tuesday after the first Monday in January. The 1972 flexible session amendment to Article IV of the constitution authorized the legislature to meet in regular session in both years of the biennium, for a total of 120 legislative days, providing that the legislature cannot meet after the first Monday following the third Saturday in May of any year.

The temporary adjournment between the session of the first year and the second year of the biennium is not a final adjournment, as the biennial session is considered to be one continuous session. For this reason the journal pages of both houses are numbered consecutively through both years and bills are numbered consecutively in order of introduction through both years.

Three test cases were brought in district court for declaratory judgments to determine whether three bills passed on the last day of session in 1973 were valid enactments of law by the legislature. The district court ruled and the supreme court affirmed that the 1973 session and the 1974 session were technically one session separated by a temporary adjournment.

Bills which have not become law or been defeated by legislative action or vetoed by the end of the first half of the session are still available for possible action in the second half of the session. This means standing committees may hear such bills in the interim recess and make recommendations on their passage.

Passage of laws: All revenue (tax measures) must originate in the house. All other matters may originate in either the house or the senate. There is no stated time schedule; speed is often related directly to the legislative support a proposal gathers.

Committee meetings are open to the public, and anyone wishing to speak for or against proposals being considered is given a chance to be heard. The house and senate index offices in the capitol keep a file of bills by number, and anyone may visit these offices to request and receive a copy of a bill without charge.



Tom Olmscheid photo



Tom Olmscheid photo

House Majority Leader Phil Carruthers

House Minority Leader Steven Sviggum

**MEMBERS OF THE SENATE**

<b>Senator</b>	<b>Party</b>	<b>District</b>			
Ellen R. Anderson	DFL	66	Bob Lessard	DFL	3
Tracy L. Beckman	DFL	26	Warren Limmer	IR	33
William V. Belanger, Jr.	IR	41	John Marty	DFL	54
Charles A. Berg	DFL	13	Gene Merriam	DFL	49
Linda Berglin	DFL	61	James P. Metzner	DFL	39
Joe Bertram, Sr.	DFL	14	Roger D. Moe	DFL	2
Don Betzold	DFL	48	Ted A. Mondale	DFL	44
Kevin M. Chandler	DFL	55	Steven Morse	DFL	32
Florian W. Chmielewski	DFL	8	Steve L. Murphy	DFL	29
Richard J. Cohen	DFL	64	Thomas M. Neuville	IR	25
Dick Day	IR	28	Steven G. Novak	DFL	52
Steve Dille	IR	20	Edward C. Oliver	IR	43
Harold R. "Skip" Finn	DFL	4	Gen Olson	IR	34
Carol Flynn	DFL	62	Mark Ourada	IR	19
Dennis R. Frederickson	IR	23	Sandra L. Pappas	DFL	65
Paula E. Hanson	DFL	50	Pat Pariseau	IR	37
John C. Hottinger	DFL	24	Pat Piper	DFL	27
Jerry R. Janezich	DFL	5	Lawrence J. Pogemiller	DFL	59
Dean E. Johnson	IR	15	Leonard R. Price	DFL	57
Douglas J. Johnson	DFL	6	Jane B. Ranum	DFL	63
Janet B. Johnson	DFL	18	Ember Reichgott Junge	DFL	46
Terry D. Johnston	IR	35	Phil J. Riveness	DFL	40
Randy C. Kelly	DFL	67	Martha R. Robertson	IR	45
Sheila M. Kiscaden	IR	30	Linda Runbeck	IR	53
David Kleis	IR	16	Dallas C. Sams	DFL	11
David L. Knutson	IR	36	Don Samuelson	DFL	12
Don Kramer	IR	47	Kenric J. Scheevel	IR	31
Jane Krentz	DFL	51	Sam G. Solon	DFL	7
Carl W. Kroening	DFL	58	Allan H. Spear	DFL	60
Gary W. Laidig	IR	56	Dan Stevens	IR	17
Keith Langseth	DFL	9	LeRoy A. Stumpf	DFL	1
Cal Larson	IR	10	Roy W. Terwilliger	IR	42
Arlene J. Lesewski	IR	21	Jim Vickerman	DFL	22
			Deanna Wiener	DFL	38

**MEMBERS OF THE HOUSE OF REPRESENTATIVES**

<b>Representative</b>	<b>Party</b>	<b>District</b>			
Ron Abrams	IR	45A	Ron Erhardt	IR	42A
Bob Anderson	DFL	10A	Jim Farrell	DFL	67A
Bruce Anderson	IR	19B	Tim Finseth	IR	1B
Irv Anderson	DFL	3A	Don L. Frerichs	IR	31A
Thomas Bak	DFL	6A	Edwina Garcia	DFL	63B
Jeff Bertram	DFL	14B	Jim Girard	IR	21A
Hilda Bettermann	IR	10B	Kevin Goodno	IR	9A
Dave Bishop	IR	30B	Lee Greenfield	DFL	62A
Lynda Boudreau	IR	25B	Mindy Greiling	DFL	54B
Fran Bradley	IR	30A	Bill Haas	IR	48A
Sherry Broecker	IR	53B	Tom Hackbarth	IR	50A
Chuck Brown	DFL	13A	Elaine Harder	IR	22B
Lyndon R. Carlson	DFL	46B	Kris Hasskamp	DFL	12A
Phil Carruthers	DFL	47B	Alice Hausman	DFL	66B
Karen Clark	DFL	61A	Mark Holsten	IR	56A
Tim Commers	IR	38A	Gene Hugoson	IR	26A
Roger Cooper	DFL	15B	Thomas Huntley	DFL	6B
Roxann Daggett	IR	11A	Mike Jaros	DFL	7B
Marvin Dauner	DFL	9B	Richard H. Jefferson	DFL	58B
Gregory M. Davids	IR	31B	Loren Jennings	DFL	18B
Andy Dawkins	DFL	65A	Alice M. Johnson	DFL	48B
Steve Dehler	IR	14A	Bob Johnson	DFL	4A
Mike Delmont	DFL	51A	Virgil J. Johnson	IR	32B
Jerry Dempsey	IR	29A	Phyllis Kahn	DFL	59B
John Dorn	DFL	24A	Henry J. Kalis	DFL	26B
Matt Entenza	DFL	64A	Steve Kelley	DFL	44A
			Becky Kelso	DFL	35B



CHAPTER 2 LEGISLATIVE BRANCH

Anthony G. "Tony" Kinkel	DFL	4B	Tim Pawlenty	IR	38B
Kevin Knight	IR	40B	Richard Pellow	IR	52B
Jim Knoblach	IR	16B	Gene Pelowski, Jr.	DFL	32A
LeRoy Koppendraye	IR	17A	Walter E. Perl	DFL	57A
Ron Kraus	IR	27A	Doug Peterson	DFL	13B
Phil Krinkie	IR	53A	Thomas Pugh	DFL	39A
Peg Larsen	IR	56B	Ann H. Rest	DFL	46A
Robert Leighton Jr.	DFL	27B	Jim Rhodes	IR	44B
Peggy Leppik	IR	45B	James I. Rice	DFL	58A
Bernie Lieder	DFL	2A	Jim Rostberg	IR	18A
Arlon Lindner	IR	33A	Tom Rukavina	DFL	5A
Dee Long	DFL	60A	John J. Sarna	DFL	59A
Becky Lourey	DFL	8B	Leslie Schumacher	DFL	17B
Darlene Luther	DFL	47A	Alice Seagren	IR	41A
Teresa Lynch	IR	50B	Wayne Simoneau	DFL	52A
Bill Macklin	IR	37B	Wesley J. "Wes" Skoglund	DFL	62B
Mark P. Mahon	DFL	40A	Steven Smith	IR	34A
Harry Mares	IR	55A	Loren Solberg	DFL	3B
Carlos Mariani	DFL	65B	Rich Stanek	IR	33B
Sharon Marko	DFL	57B	Steven A. Sviggum	IR	28B
Betty McCollum	DFL	55B	Doug Swenson	IR	51B
Dan McElroy	IR	36B	Howard Swenson	IR	23B
Mary Jo McGuire	DFL	54A	Barbara Sykora	IR	43B
Bob Milbert	DFL	39B	David Tomassoni	DFL	5B
Carol Molnau	IR	35A	Eileen Tompkins	IR	36A
Richard Mulder	IR	21B	Steve Trimble	DFL	67B
Willard Munger	DFL	7A	John Tuma	IR	25A
Mary Murphy	DFL	8A	Jim Tunheim	DFL	1A
Robert "Bob" Ness	IR	20A	Todd H. Van Dellen	IR	34B
Edgar Olson	DFL	2B	Tom Van Engen	IR	15A
Mark Olson	IR	19A	Barb Vickerman	IR	23A
Tony Onnen	IR	20B	Jean Wagenius	DFL	63A
Joe Opatz	DFL	16A	Eldon "E.H." Warkentin	IR	49B
Howard Orenstein	DFL	64B	Charlie Weaver	IR	49A
Myron Orfield	DFL	60B	Linda Wejman	DFL	61B
Mike Osskopp	IR	29B	Stephen G. Wenzel	DFL	12B
Tom Osthoff	DFL	66A	Ted Winter	DFL	22A
Don Ostrom	DFL	24B	Ken Wolf	IR	41B
Ken Otremba	DFL	11B	Gary D. Worke	IR	28A
Dennis Ozment	IR	37A	Tom Workman	IR	43A
Erik Paulsen	IR	42B			



Tom Olnscheid photo

Representatives discuss a pending bill on the House floor.



Senator District 1  
**LeRoy Stumpf**  
 (Democratic-Farmer-Labor)

**Home:** 428 Riverside, Thief River Falls 56701,  
 (218)681-3731.  
**Capitol:** G-24 State Capitol, St. Paul 55155, (612)296-8660.

**Committees:** Co-Chair, Education; Chair, Higher Education  
 Division/Education; Finance; Government Operations &  
 Veterans; Rules & Administration.

**Biography:** Farmer. Born: May 29, 1944. Education:  
 St. Paul Seminary (B.A.), Syracuse-Maxwell University  
 (M.P.A.); Minnesota House of Representatives (1981-82);  
 wife: Carol, three children.

**Elected:** 1982, 1986, 1990, 1992.




Representative District 1A  
**Jim Tunheim**  
 (Democratic-Farmer-Labor)

**Home:** Box 66, Kennedy 56733, (218)674-4480.  
**Capitol:** 509 State Office Bldg., St. Paul 55155,  
 (612)296-9635.  
**E-mail:** Rep.Jim.Tunheim@House.Leg.State.MN.US

**Committees:** Chair, Transportation & Transit; Education;  
 Regulated Industries & Energy.

**Biography:** Farmer/Legislator. Born: June, 1941. Educa-  
 tion: Electronics, Thief River Falls AVTI; wife: Diana, three  
 children.

**Elected:** 1982, 1984, 1986, 1988, 1990, 1992, 1994.




Representative District 1B  
**Tim Finseth**  
 (Independent-Republican)

**Home:** Route 3, Box 22, Angus, 56712,  
 (218)745-6200.  
**Capitol:** 377 State Office Bldg., St. Paul 55155,  
 (612)296-9918.  
**E-mail:** Rep.Tim.Finseth@House.Leg.State.MN.US

**Committees:** Agriculture; Environment & Natural Resources;  
 Environment & Natural Resources Finance; Local Government  
 & Metropolitan Affairs.

**Biography:** Manager, Marshall County Soil and Water Con-  
 servation District. Education: Moorhead State University  
 (B.A., political science), Northland Community College, Thief  
 River Falls (A.A., history/economics); member: Evangelical  
 Covenant Church, Warren JC's, Warren Snowmobile Club,  
 Minnesota Deer Hunters Association, Thief River Falls, NRA;  
 wife: Ruth, one child.

**Elected:** July 13, 1993, 1994.



Senator District 2  
**Roger D. Moe**  
(Democratic-Farmer-Labor)

**Home:** Rt. 3, Box 86A, Erskine 56535, (218)574-2216.  
**Capitol:** 208 State Capitol, St. Paul 55155, (612)296-2577.

**Majority Leader**

**Committees:** Chair, Rules & Administration; Education; Ethics & Campaign Reform.

**Biography:** Legislator/Consultant. Born: June 2, 1944. Education: Mayville State University (B.S.); wife Paulette, four children.

**Elected:** 1970, 1972, 1976, 1980, 1982, 1986, 1990, 1992.



Representative District 2A  
**Bernie Lieder**  
(Democratic-Farmer-Labor)

**Home:** 911 Thorndale Ave., Crookston 56716, (218)281-1991.  
**Capitol:** 515 State Office Bldg., St. Paul 55155, (612)296-5091.  
**E-mail:** Rep.Bernie.Lieder@House.Leg.State.MN.US

**Committees:** Chair, Transportation Finance Division/Economic Development, Infrastructure & Regulation Finance; Capital Investment; Transportation & Transit.

**Biography:** Professional engineer. Education: University of Illinois, Purdue University; wife: Shirley B., three children.

**Elected:** 1984, 1986, 1988, 1990, 1992, 1994.




Representative District 2B  
**Edgar Olson**  
(Democratic-Farmer-Labor)

**Home:** Rt. 3, Box 99, Fosston 56542, (218)435-6634.  
**Capitol:** 565 State Office Bldg., St. Paul 55155, (612)296-4265.  
**E-mail:** Rep. Edgar.Olson@House.Leg.State.MN.US

**Committees:** Co-chair, Claims; Chair, Ethics; Judiciary Finance; Regulated Industries & Energy; Taxes.

**Biography:** Farmer. Born: October, 1937. Education: North Dakota State University; two children.

**Elected:** 1984, 1986, 1988, 1990, 1992, 1994.



Senator District 3  
**Bob Lessard**  
(Democratic-Farmer-Labor)

**Home:** 108 Riverview Blvd., International Falls 56649, (218)283-8555.  
**Capitol:** 111 State Capitol, St. Paul 55155, (612)296-4136.

**Committees:** Chair, Environment & Natural Resources; Gaming Regulation; Metropolitan & Local Government; Rules & Administration.

**Biography:** Small business, Fishing/Hunting/Tourist outfitter. Born: May 18, 1931. Four children.

**Elected:** 1976, 1980, 1982, 1986, 1990, 1992.



Representative District 3A  
**Irv Anderson**  
(Democratic-Farmer-Labor)

**Home:** 909 13th St., International Falls 56649-2830, (218)283-2416.  
**Capitol:** 463 State Office Bldg., St. Paul 55155, (612)296-4936.  
**E-mail:** Rep.Irv.Anderson@House.Leg.State.MN.US

**Speaker of the House**

**Committees:** Rules & Legislative Administration; Taxes; Ways & Means.

**Biography:** Legislator. Education: University of Minnesota; member: VFW, American Legion, NRA, MDHA; wife: Phyllis, two children.

**Elected:** 1964, 1966, 1968, 1970, 1972, 1974, 1976, 1978, 1980, 1990, 1992, 1994.



Representative District 3B  
**Loren Solberg**  
(Democratic-Farmer-Labor)

**Home:** Box 61, 115-5th Ave., Bovey 55709, (218)245-1602.  
**Capitol:** 445 State Office Bldg., St. Paul 55155, (612)296-2365.  
**E-mail:** Rep.Loren.Solberg@House.Leg.State.MN.US

**Committees:** Chair, Ways & Means; Capital Investment; General Legislation, Veterans Affairs & Elections; Judiciary.

**Biography:** Teacher. Born: November, 1941. Education: Bemidji State University (B.S., M.S., math education); Harvard University (M.P.A.); wife: Joan, four children.

**Elected:** 1982, 1984, 1986, 1988, 1990, 1992, 1994.



Senator District 4  
**Harold "Skip" Finn**  
(Democratic-Farmer-Labor)

**Home:** P.O. Box 955, Cass Lake 56633, (218)335-6954.  
**Capitol:** 306 State Capitol, St. Paul 55155, (612)296-6128.

**Committees:** Environment & Natural Resources; Health Care; Judiciary.

**Biography:** Attorney. Born: October 27, 1948. Education: University of Minnesota (B.A., J.D.); wife: Teri, two children.

**Elected:** 1990, 1992.



Representative District 4A  
**Bob Johnson**  
(Democratic-Farmer-Labor)

**Assistant Majority Leader**

**Home:** P.O. Box 1801, Bemidji 56601, (218)759-9748.

**Capitol:** 551 State Office Bldg., St. Paul 55155,  
(612)296-5516.

**E-mail:** Rep. Bob.Johnson@House.Leg.State.MN.US

**Committees:** Chair, Labor-Management Relations; Economic Development, Infrastructure & Regulation Finance; Governmental Operations.

**Biography:** Special education, school social worker. Education: Bemidji State University (B.A., social work).

**Elected:** 1986, 1988, 1990, 1992, 1994.



Representative District 4B  
**Anthony G. (Tony) Kinkel**  
(Democratic-Farmer-Labor)

**Home:** P.O. Box 568, Park Rapids 56470, (218)732-7481.

**Capitol:** 453 State Office Bldg., St. Paul 55155,  
(612)296-2451.

**E-mail:** Rep. Tony.Kinkel@House.Leg.State.MN.US

**Committees:** Chair, Education-Higher Education Finance Division; Commerce, Tourism & Consumer Affairs; Education; Governmental Operations; Housing.

**Biography:** Educator. Born: November, 1960. Education: University of Minnesota, Duluth (B.A.A., social science), University of Minnesota (Ed.D. candidate); single.

**Elected:** 1986, 1988, 1990, 1992, 1994.



Senator District 5  
**Jerry R. Janezich**  
 (Democratic-Farmer-Labor)

**Home:** 518 8th St. NE, Chisholm 55719, (218)254-2246.  
**Capitol:** 328 State Capitol, St. Paul 55155, (612)296-8017.

**Committees:** Commerce & Consumer Protection; Education; Gaming Regulation; Metropolitan & Local Government.

**Biography:** Small business co-owner. Born: March 16, 1950. Education: St. Cloud State University (B.S.); Minnesota House of Representatives 1989-1992; wife: Pat, three children.

**Elected:** 1992.



Representative District 5A  
**Tom Rukavina**  
 (Democratic-Farmer-Labor)


**Home:** 6930 Hwy. 169, Virginia 55792, (218)749-5690.  
**Capitol:** 471 State Office Bldg., St. Paul 55155, (612)296-0170.

**E-mail:** Rep.Tom.Rukavina@House.Leg.State.MN.US

**Committees:** Chair, State Government Finance Division/ Governmental Operations; International Trade & Economic Development; Labor-Management Relations; Ways & Means.

**Biography:** Legislator. Born: August, 1950. Education: University of Minnesota, Duluth (B.A., cum laude, political science); wife: Lenore, two children.

**Elected:** 1986, 1988, 1990, 1992, 1994.



Representative District 5B  
**David Tomassoni**  
 (Democratic-Farmer-Labor)

**Home:** 412 NW 2nd St., Chisholm 55719-1504, (218)254-3430.

**Capitol:** 593 State Office Bldg., St. Paul 55155, (612)296-0172.

**E-mail:** Rep.David.Tomassoni@House.Leg.State.MN.US

**Committees:** Commerce, Tourism & Consumer Affairs; Education; Financial Institutions & Insurance; Governmental Operations.

**Biography:** Insurance. Born: December 5, 1952. Education: University of Denver (B.S.B.A., business administration); member: NALU, Chisholm Chamber of Commerce; President, Chisholm Italian-American Club; Chisholm Blue Line Club; wife: Charlotte, three children,

**Elected:** 1992, 1994.



Senator District 6  
**Douglas J. Johnson**  
(Democratic-Farmer-Labor)

**Home:** Box 395, Cook 55723, (218)666-2209.  
**Capitol:** 205 State Capitol, St. Paul 55155, (612)296-8881.

**Committees:** Chair, Taxes & Tax Laws; Ethics & Campaign Reform; Jobs, Energy & Community Development; Rules & Administration.

**Biography:** High school counselor. Born August 17, 1942. Education: Virginia Junior College (A.A.), University of Minnesota, Duluth (B.S.), Wisconsin State University (M.Ed.); Minnesota House of Representatives (1971-76); single.

**Elected:** 1976, 1980, 1982, 1986, 1990, 1992.



Representative District 6A  
**Thomas Bakk**  
(Democratic-Farmer-Labor)

**Home:** 2361 Retreat Rd., Cook 55723, (218)666-5041.  
**Capitol:** 429 State Office Bldg., St. Paul 55155, (612)296-2190.

**E-mail:** Rep.Thomas.Bakk@House.Leg.State.MN.US

**Committees:** Environment & Natural Resources; International Trade & Economic Development; Labor-Management Relations; Taxes.

**Biography:** Labor representative. Born: June 8, 1954 Education: University of Minnesota-Duluth (BBA, labor management relations), two children.

**Elected:** 1994.



Representative District 6B  
**Thomas Huntley**  
(Democratic-Farmer-Labor)

**Home:** 1924 Wallace Ave., Duluth 55803, (218)724-6568.  
**Capitol:** 569 State Office Bldg., St. Paul 55155, (612)296-2228.

**E-mail:** Rep.Thomas.Huntley@House.Leg.State.MN.US

**Committees:** Financial Institutions & Insurance; Health & Human Services; Regulated Industries & Energy.

**Biography:** Associate professor of biochemistry & molecular biology. Born: February, 1938. Education: University of Minnesota (B.S., chemistry), Iowa State University (Ph.D., biochemistry); member: Duluth City Council (1982-86), commissioner, Seaway Port Authority of Duluth (1988-93); wife: Gail, two children.

**Elected:** 1992, 1994.



Senator District 7  
**Sam G. Solon**  
(Democratic-Farmer-Labor)

**Home:** 616 W. Third St., Duluth 55806, (218)727-3997.  
**Capitol:** 303 State Capitol, St. Paul 55155, (612)296-4188.

**Committees:** Chair, Commerce & Consumer Protection; Education; Family Services; Rules & Administration.

**Biography:** Legislator/Retired Educator. Born: June 25, 1931. Education: University of Minnesota, Duluth (B.S.); Minnesota House of Representatives (1971-72).

**Elected:** 1972, 1976, 1980, 1982, 1986, 1990, 1992.



Representative District 7A  
**Willard Munger**  
(Democratic-Farmer-Labor)

**Home:** 1121 S. 70th Ave. W., Duluth 55807, (218)624-4050.  
**Capitol:** 479 State Office Bldg., St. Paul 55155, (612)296-4282.  
**E-mail:** Rep.Willard.Munger@House.Leg.State.MN.US

**Committees:** Chair, Environment & Natural Resources; Environment & Natural Resources Finance; Rules & Legislative Administration.

**Biography:** Retired motel owner. Born: January, 1911. Education: University of Minnesota, Duluth (extension); wife: Frances, two children.

**Elected:** 1954, 1956, 1958, 1960, 1962, 1966, 1968, 1970, 1972, 1974, 1976, 1978, 1980, 1982, 1984, 1986, 1988, 1990, 1992, 1994.



Representative District 7B  
**Mike Jaros**  
(Democratic-Farmer-Labor)

**Home:** 619 E. 6th St., Duluth 55805, (218)727-0412.  
**Capitol:** 559 State Office Bldg., St. Paul 55155, (612)296-4246.  
**E-mail:** Rep.Mike.Jaros@House.Leg.State.MN.US

**Committees:** Chair, International Trade & Economic Development; Agriculture; Taxes.

**Biography:** Legislator. Born: April, 1944. Education: University of Minnesota, Minneapolis (B.A., Russian, Spanish, Latin); wife: Annette, three children.

**Elected:** 1972, 1974, 1976, 1978, 1984, 1986, 1988, 1990, 1992, 1994.





Senator District 8  
**Florian Chmielewski**  
(Democratic-Farmer-Labor)

**Home:** Sturgeon Lake 55783, (218)372-3616.  
**Capitol:** 325 State Office Bldg., St. Paul 55155,  
(612)296-4182.

**Committees:** Chair, Transportation & Public Transit; Jobs,  
Energy & Community Development; Rules & Administration;

**Biography:** Television network president/Farmer. Born:  
February 10, 1927. Education: Willow River High School,  
University of Minnesota Agricultural Extension; wife: Patricia,  
four children.

**Elected:** 1970, 1972, 1976, 1980, 1982, 1986, 1990, 1992.



Representative District 8A  
**Mary Murphy**  
(Democratic-Farmer-Labor)

**Home:** 5180 W. Arrowhead Rd., Hermantown 55811,  
(218)729-6399.

**Capitol:** 557 State Office Bldg., St. Paul 55155,  
(612)296-2676.

**E-mail:** Rep.Mary.Murphy@House.State.MN.US

**Committees:** Chair, Judiciary Finance; Commerce, Tourism  
& Consumer Affairs; Judiciary; Labor-Management  
Relations.

**Biography:** Social studies teacher. Education: College of St.  
Scholastica (B.A., history), University of Minnesota, Duluth;  
American University, Indiana University, Macalester College  
(graduate work); single.

**Elected:** 1976, 1978, 1980, 1982, 1984, 1986, 1988, 1990,  
1992, 1994.



Representative District 8B  
**Becky Lourey**  
(Democratic-Farmer-Labor)

**Home:** Box 100, Star Rt., Kerrick 55756-9705,  
(218)496-5528.


**Capitol:** 421 State Office Bldg., St. Paul 55155,  
(612)296-4308.

**E-mail:** Rep.Becky.Lourey@House.State.Leg.MN.US

**Committees:** Agriculture; Financial Institutions &  
Insurance; Health & Human Services.

**Biography:** Legislator/Activist/Homemaker. Born: Septem-  
ber, 1943. Education: Asbury College, KY, University of  
Minnesota; member: Legislative Commission on Health Care  
Access, Legislative Commission on the Economic Status of  
Women, Compensation Council; husband: Gene, 11 children.

**Elected:** 1990, 1992, 1994.



Senator District 9  
**Keith Langseth**  
(Democratic-Farmer-Labor)

**Home:** Rt. 2, Glyndon 56547, (218)498-2580.  
**Capitol:** G-24 State Capitol, St. Paul 55155, (612)296-3205.

**Committees:** Chair, Transportation & Public Transit Finance Division/Transportation & Public Transit; Education; Finance; Metropolitan & Local Government.

**Biography:** Farmer. Born: January 20, 1938. Minnesota House of Representatives (1975-78); special legislative concerns: agriculture and natural resources, education, small business; wife: Lorraine.

**Elected:** 1980, 1982, 1986, 1990, 1992.



Representative District 9A  
**Kevin P. Goodno**  
(Independent-Republican)

**Home:** Box 478, Moorhead 56560-3314, (218)236-9585.  
**Capitol:** 369 State Office Bldg., St. Paul 55155, (612)296-5515.  
**E-mail:** Rep.Kevin.Goodno@House.Leg.State.MN.US

**Assistant Minority Leader**

**Committees:** Commerce, Tourism & Consumer Affairs; Labor-Management Relations; Regulated Industries & Energy; Taxes.

**Biography:** Retail small businessman. Born: October, 1962. Education: Concordia College (B.A., business administration, B.A., political science); wife: Linda.

**Elected:** 1990, 1992, 1994.



Representative District 9B  
**Marvin Dauner**  
(Democratic-Farmer-Labor)

**Home:** Rt. 2, Box 211, Hawley 56549, (218)483-4152.  
**Capitol:** 581 State Office Bldg., St. Paul 55155, (612)296-6829.  
**E-mail:** Rep.Marvin.Dauner@House.Leg.State.MN.US

**Committees:** Agriculture; Claims; Education; Housing; Taxes.

**Biography:** Farmer. Born: December, 1927. Wife: Shirley Ann, five children.

**Elected:** 1986, 1988, 1990, 1992, 1994.



Senator District 10  
**Cal Larson**  
(Independent-Republican)

**Home:** 316 E. Cherry, Fergus Falls 56537, (218)736-5548.  
**Capitol:** 153 State Office Bldg., St. Paul 55155,  
(612)296-5655.

**Committees:** Commerce & Consumer Protection; Education;  
Finance; Rules and Administration.

**Biography:** Insurance Broker. Education: Badger High  
School, Concordia College (B.A.); Minnesota House of  
Representatives (1967-73); wife: Loretta; two children.

**Elected:** 1986, 1990, 1992.



Representative District 10A  
**Bob Anderson**  
(Democratic-Farmer-Labor)

**Home:** Box 28, Ottertail 56571, (218)495-2509.  
**Capitol:** 437 State Office Bldg., St. Paul 55155,  
(612)296-4946.  
**E-mail:** Rep.Bob.Anderson@House.Leg.State.MN.US

**Committees:** Chair, Health & Human Services; Regulated  
Industries & Energy; Ways & Means.

**Biography:** Small business owner. Education: University of  
Miami, FL (BBA, finance); wife: Janet Lynn.

**Elected:** 1976, 1978, 1980, 1982, 1984, 1986, 1988, 1990,  
1992, 1994.



Representative District 10B  
**Hilda Bettermann**  
(Independent-Republican)

**Home:** 8435 Sara Rd. NW, Brandon 56135-9791,  
(612)524-2628.  
**Capitol:** 243 State Office Bldg., St. Paul 55155,  
(612)296-4317.  
**E-mail:** Rep.Hilda.Bettermann@House.Leg.State.MN.US

**Assistant Minority Leader**

**Committees:** Education; Ethics; Labor-Management  
Relations; Rules & Legislative Administration.

**Biography:** Teacher. Education: University of Minnesota  
(undergraduate courses), St. Cloud State University; Moorhead  
State University; Hamline University; husband: William, two  
children.

**Elected:** 1990, 1992, 1994.



Senator District 11  
**Dallas C. Sams**  
(Democratic-Farmer-Labor)

**Home:** Rt. 1, P.O. Box 284, Staples 56479, (218)894-3029.  
**Capitol:** G-9 State Capitol, St. Paul 55155, (612)297-8063.

**Committees:** Agriculture & Rural Development; Ethics and Campaign Reform; Health Care; Taxes & Tax Laws.

**Biography:** Farmer/Farm business management instructor. Born: August 30, 1952. Education: Brainerd Community College, University of Minnesota (B.S.); four children.

**Elected:** 1990, 1992.



Representative District 11A  
**Roxann Daggett**  
(Independent-Republican)

**Home:** P.O. Box 154, Frazee 56544, (218)334-3871.  
**Capitol:** 225 State Office Bldg., St. Paul 55155, (612)296-4293.  
**E-mail:** Rep.Roxann.Daggett@House.Leg.State.MN.US

**Committees:** Commerce, Tourism & Consumer Affairs; Labor-Management Relations; Taxes.

**Biography:** Motivational speaker. Born: March 10, 1947; Education: Concordia College, University of North Dakota (B.S.); husband: Dave, two children (Steve & Melissa.)

**Elected:** 1994.



Representative District 11B  
**Ken Otremba**  
(Democratic-Farmer-Labor)

**Home:** Rt. 2, Box 17, Long Prairie 56347, (612)732-6201.  
**Capitol:** 545 State Office Bldg., St. Paul 55155, (612)296-3201.  
**E-mail:** Rep.Ken.Otremba@House.Leg.State.MN.US

**Committees:** Agriculture; Environment & Natural Resources; Health & Human Services; Local Government & Metropolitan Affairs.

**Biography:** Farmer. Born: October 29, 1948; Education: U.S. Navy Advanced Electronics School; member: American Legion, VFW; wife: Mary Ellen, four children.

**Elected:** 1994.



Senator District 12  
**Don Samuelson**  
(Democratic-Farmer-Labor)

**Home:** 1018 Portland Ave., Brainerd 56401, (218)829-4898.  
**Capitol:** 124 State Capitol, St. Paul 55155, (612)296-4875.

**Committees:** Chair, Health Care & Family Services Finance Division/Health Care; Commerce & Consumer Protection; Family Services; Finance.

**Biography:** Union business manager. Born: August 23, 1932. Education: high school; Minnesota House of Representatives (1969-76, 1981-82); wife: Nancy, four children.

**Elected:** 1982, 1986, 1990, 1992.



Representative District 12A  
**Kris Hasskamp**  
(Democratic-Farmer-Labor)

**Home:** 405 Superior Ave., Crosby 56441, (218)546-7010.  
**Capitol:** 451 State Office Bldg., St. Paul 55155, (612)296-4333.

**E-mail:** Rep.Kris.Hasskamp@House.Leg.State.MN.US

**Committees:** Commerce, Tourism & Consumer Affairs; International Trade & Economic Development; Health & Human Services.

**Biography:** Health & wellness educator/Legislator. Born: April, 1951. Education: Brainerd Community College (A.A.), Bemidji State University (B.S., health/physical education), College of St. Scholastica; member: Brainerd Professional Women's Association, Brainerd Technical College Citizens Advisory Board, Crosby-Ironton Community Education & Foundation Board, Ducks Unlimited, Deerhunters Association, Cuyuna Range Conservation Club, Rabbit Lake Association Board, Brainerd Community College Alumni Board; single.

**Elected:** 1988, 1990, 1992, 1994.



Representative District 12B  
**Stephen G. Wenzel**  
(Democratic-Farmer-Labor)

**Home:** 312 3rd. St. SE, Little Falls 56345, (612)632-6485.  
**Capitol:** 487 State Office Bldg., St. Paul 55155, (612)296-4247.

**E-mail:** Rep.Stephen.Wenzel@House.Leg.State.MN.US

**Committees:** Chair, Agriculture; Environment & Natural Resources Finance; Labor-Management Relations; Local Government & Metropolitan Affairs.

**Biography:** Legislator/Educator. Born: December, 1946. Education: St. Cloud State University (B.S.); single

**Elected:** 1972, 1974, 1976, 1978, 1980, 1982, 1984, 1986, 1988, 1990, 1992, 1994.



Senator District 13  
**Charles A. Berg**  
(Democratic-Farmer-Labor)

**Home:** Box 29, Chokio 56221, (612)324-2506.  
**Capitol:** 328 State Capitol, St. Paul 55155, (612)296-5094.

**Committees:** Chair, Gaming Regulation; Agriculture & Rural Development; Environment & Natural Resources; Rules & Administration.

**Biography:** Farmer. Born: October 15, 1927. Wife: Carol, seven children.

**Elected:** 1972, 1980, 1982, 1986, 1990, 1992.



Representative District 13A  
**Chuck Brown**  
(Democratic-Farmer-Labor)

**Home:** Rt. 3, Box 11A, Appleton 56208, (612)289-1680.  
**Capitol:** 597 State Office Bldg., St. Paul 55155,  
(612)296-4929.  
**E-mail:** Rep.Chuck.Brown@House.Leg.State.MN.US

**Committees:** Chair, Environment & Natural Resources  
Finance; Capital Investment; Judiciary; Ways & Means.

**Biography:** Auctioneer/Legislator. Born: April, 1951. Education: Southwest State University (psychology), Brown Institute (broadcasting); wife: Becky, four children.

**Elected:** 1984, 1986, 1988, 1990, 1992, 1994.



Representative District 13B  
**Doug Peterson**  
(Democratic-Farmer-Labor)

**Home:** Rt. 3, Box 90, Madison 56256-9452, (612)769-2453.  
**Capitol:** 523 State Office Bldg., St. Paul 55155,  
(612)296-4228.  
**E-mail:** Rep.Doug.Peterson@House.Leg.State.MN.US

**Committees:** Agriculture; Commerce, Tourism & Consumer Affairs; Environment & Natural Resources; Environment & Natural Resources Finance.

**Biography:** Teacher/Farmer. Born: October, 1948. Education: Augustana College, Sioux Falls, SD (B.S., art, graduate work); wife: Elly, two sons (Aaron & Ryan.).

**Elected:** 1990, 1992, 1994.



Senator District 14  
**Joe Bertram, Sr.**  
(Democratic-Farmer-Labor)

**Home:** 887 Flanders Dr., Paynesville 56362, (612)243-4708.  
**Capitol:** 323 State Capitol, St. Paul 55155, (612)296-2084.

**Committees:** Chair, Agriculture & Rural Development; Governmental Operations and Veterans; Rules and Administration; Taxes & Tax Laws.

**Biography:** Farmer. Born: July 3, 1954. Education: Melrose Senior High, St. Cloud Area Vocational Technical Institute, St. Cloud State University, Bemidji State University; wife: Mary Lee, three children.

**Elected:** 1980, 1982, 1986, 1990, 1992, 1994.



Representative District 14A  
**Steve Dehler**  
(Independent-Republican)

**Home:** Box 129, St. Joseph 56374-0129, (612)363-8778.  
**Capitol:** 203 State Office Bldg., St. Paul 55155-1298, (612)296-7808.

**E-mail:** Rep.Steve.Dehler@House.Leg.State.MN.US

**Committees:** Education; Governmental Operations.

**Biography:** Retail grocer/Corrections officer/Dispatcher. Born: March 21, 1950. Education: St. John's University, Collegeville (economics/accounting); member: chamber of commerce, Knights of Columbus; wife: Jean, two children.

**Elected:** 1992, 1994.



Representative District 14B  
**Jeff Bertram**  
(Democratic-Farmer-Labor)

**Home:** 662 Spruce St., Paynesville 56362, (612)243-3186.  
**Capitol:** 571 State Office Bldg., St. Paul 55155, (612)296-4373.

**E-mail:** Rep.Jeff.Bertram@House.Leg.State.MN.US

**Committees:** Agriculture; Education; Financial Institutions & Insurance; General Legislation, Veterans Affairs & Elections.

**Biography:** Farmer/Legislator. Born: January 24, 1960. Education: Melrose High School, St. Cloud State University; Outstanding Young Man of America (1985); chairman: Paynesville Waste Commission; member: St. Louis Parish, Knights of Columbus, Catholic Aid Association, Paynesville Jaycees, Paynesville and Melrose Chamber of Commerce, Ducks Unlimited, Stearns County Pheasants Forever, Deer Hunters National Federation of the Blind, Koronis Lake Association, Legislative Fire Caucus, Central Lakes Tourism Association, Green-Grove Rod & Gun Club, Koronis Hills Snowmobile Club; three children.

**Elected:** 1986, 1988, 1990, 1992, 1994.



Senator District 15  
**Dean E. Johnson**  
(Independent-Republican)

**Home:** 1500 Country Club Dr. NE, Willmar 56201,  
(612)235-6815.


**Capitol:** 147 State Office Bldg., St. Paul 55155,  
(612)296-3826.

**Minority Leader**

**Committees:** Ethics & Campaign Reform; Finance; Gaming  
Regulation; Rules & Administration.

**Biography:** Lutheran pastor/Chaplain (Colonel) Minnesota  
Army National Guard. Born: June 24, 1947. Education:  
Luther College (B.A., business administration), Master of  
Divinity, Luther Theological Seminary; Minnesota House of  
Representatives (1979- 1982); wife: Avonelle.

**Elected:** 1982, 1986, 1990, 1992.



Representative District 15A  
**Tom Van Engen**  
(Independent-Republican)

**Home:** 11222 Hwy. 71 NE., Spicer 56288,  
(612)796-6103.

**Capitol:** 359 State Office Bldg., St. Paul 55155,  
(612)296-6206.

**E-mail:** Rep.Tom.VanEngen@House.Leg.State.MN.US

**Committees:** Ethics; Health & Human Services; Judiciary.

**Biography:** Licensed social worker. Education:  
Dordt College, Sioux Center, IA (B.A., psychology);  
member: Civil Air Patrol; wife: Rose, three children.

**Elected:** February 8, 1994, 1994.



Representative District 15B  
**Roger Cooper**  
(Democratic-Farmer-Labor)

**Home:** 260 S. 6th St., P.O. Box 461, Bird Island 55310,  
(612)365-3097.

**Capitol:** 549 State Office Bldg., St. Paul 55155,  
(612)296-4346.


**E-mail:** Rep.Roger.Cooper@House.Leg.State.MN.US

**Committees:** Chair, MinnesotaCare Finance Division\Health  
& Human Services; Agriculture; Transportation & Transit.

**Biography:** Public school teacher. Born: November, 1944.  
Education: Rockford College, Rockford, IL (B.A., history),  
Mankato State University (graduate work, political science);  
wife: Margie.

**Elected:** 1986, 1988, 1990, 1992, 1994.





Senator District 16  
**Dave Kleis**  
(Independent-Republican)

**Home:** 45 20th Ave. N., St. Cloud 56303,  
(612)253-9535.  
**Capitol:** 151 State Capitol, St. Paul 55155, (612)296-6455.

**Committees:** Education; Governmental Operations and Veterans; Judiciary.

**Biography:** Small business owner. Born: January 21, 1964. Education: St. Cloud State University (B.A., magna cum laude, political science & history); single.

**Elected:** December 29, 1994.



Representative District 16A  
**Joe Opatz**  
(Democratic-Farmer-Labor)

**Home:** 422 Riverside Dr. SE, St. Cloud 56304, (612)252-1138.  
**Capitol:** 423 State Office Bldg., St. Paul 55155,  
(612)296-6612.  
**E-mail:** Rep.Joe.Opatz@House.Leg.State.MN.US

**Committees:** Education; General Legislation, Veterans Affairs & Elections; Local Government & Metropolitan Affairs; Ways & Means.

**Biography:** University Administrator. Born: July, 1952. Education: University of Minnesota (PhD, education), Kent State University (M.Ed), St Cloud State University (B.A.) wife: Pamela.

**Elected:** 1992, 1994.




Representative District 16B  
**Jim Knobloch**  
(Independent-Republican)

**Home:** 1552 Prairie Hill Rd., St. Cloud 56301, (612)252-6179.  
**Capitol:** 215 State Office Bldg., St. Paul 55155,  
(612)296-6316.  
**E-mail:** Rep.Jim.Knobloch@House.Leg.State.MN.US

**Committees:** Capital Investment; Governmental Operations.

**Biography:** Small business owner. Born: November, 1957. Education: St. John's University (B.S., economics/business administration), Harvard University (M.B.A.), Georgetown University (M.A., American government); CPA; wife: Janet, two children.

**Elected:** 1994.



Senator District 17  
**Dan Stevens**  
(Independent-Republican)

**Home:** Rt. 4, Box 122, Mora 55051, (612)679-4085.  
**Capitol:** 127 State Office Bldg., St. Paul 55155,  
(612)296-8075.

**Committees:** Agriculture & Rural Development; Environ-  
ment and Natural Resources; Family Services; Governmental  
Operations and Veterans; Health Care.

**Biography:** Business manager & Farmer. Born: February  
23, 1950. Education: University of Minnesota; member:  
Legislative Commission on Waste Management; wife: Barb,  
four children.

**Elected:** 1992.



Representative District 17A  
**LeRoy Koppendraye**  
(Independent-Republican)

**Home:** 6234 Davenport Rd., Princeton 55371, (612)389-1490.  
**Capitol:** 389 State Office Bldg., St. Paul 55155,  
(612)296-6746.  
**E-mail:** Rep.LeRoy.Koppendraye@House.Leg.State.MN.US

**Assistant Minority Leader**

**Committees:** Agriculture; Education; International Trade &  
Economic Development; Rules & Legislative Administration.

**Biography:** Farmer/International agricultural consultant.  
Born: May, 1941. Education: Vermillion Community College,  
Ely, Dunwoody Institute & Anoka Technical Institute; wife:  
Carolyn, four children.

**Elected:** 1990, 1992, 1994.



Representative District 17B  
**Leslie Schumacher**  
(Democratic-Farmer-Labor)

**Home:** 18180 17th St., Princeton 55371,  
(612)662-2075.  
**Capitol:** 413 State Office Bldg., St. Paul 55155,  
(612)296-5377.  
**E-mail:** Rep.Leslie.Schumacher@House.Leg.State.MN.US

**Committees:** Agriculture; Education; Local Government &  
Metropolitan Affairs; Transportation & Transit.

**Biography:** Freelance artist. Born: October 4, 1955.  
Education: vocational/technical, art/business; husband:  
Byron, two children.

**Elected:** 1994.



Senator District 18  
**Janet B. Johnson**  
(Democratic-Farmer-Labor)

**Home:** 37955 Bridge Rd., North Branch 55056,  
(612)674-8561.  
**Capitol:** 322 State Capitol, St. Paul 55155, (612)296-5419.

**Committees:** Environment and Natural Resources; Family Services; Finance; Jobs, Energy and Community Development.

**Biography:** Small business owner. Born: March 5, 1940. Education: University of Minnesota; husband: Dennis, three children.

**Elected:** 1990, 1992.



Representative District 18A  
**Jim Rostberg**  
(Independent-Republican)

**Home:** 26450 Terrace Rd. N.E., Isanti 55040, (612)444-9045.  
**Capitol:** 323 State Office Building, St. Paul 55155,  
(612)296-5364.  
**E-mail:** Rep.Jim.Rostberg@House.Leg.State.MN.US

**Committees:** General Legislation, Veterans Affairs & Elections; Governmental Operations; Local Government & Metropolitan Affairs.

**Biography:** Veterans service officer. Education: Cambridge Community College (A.A.), Metropolitan State University (public administration); wife: Kathy, two children.

**Elected:** 1994.



Representative District 18B  
**Loren Jennings**  
(Democratic-Farmer-Labor)

**Home:** 3340 465th St., Harris 55032, (612)674-7538.  
**Capitol:** 537 State Office Bldg., St. Paul 55155,  
(612)296-0518.  
**E-mail:** Rep.Loren.Jennings@House.Leg.State.MN.US

**Committees:** Chair, Business Regulation Division/Commerce, Tourism & Consumer Affairs; Health & Human Services; Regulated Industries & Energy.

**Biography:** Business owner. Born: June, 1951. Education: vocational-technical school; wife: Bonnie, three children.

**Elected:** 1984, 1986, 1988, 1990, 1992, 1994.



Senator District 19  
**Mark Ourada**  
(Independent-Republican)

**Home:** 1110 Innsbrook Ln., Buffalo 55313, (612)682-5024.  
**Capitol:** 145 State Capitol, St. Paul 55155, (612)296-5981.

**Committees:** Education; Family Services; Transportation and Public Transit.

**Biography:** Lab technician. Born: April 28, 1956. Education: St. John's University (political science); wife: Christi, two children.

**Elected:** November 8, 1994.



Representative District 19A  
**Mark Olson**  
(Independent-Republican)

**Home:** 17085 142nd. St., Big Lake 55309, (612)263-3500.  
**Capitol:** 223 State Office Bldg., St. Paul 55155, (612)296-4237.  
**E-mail:** Rep.Mark.Olson@House.Leg.State.MN.US

**Committees:** Education; Governmental Operations; Housing; Regulated Industries & Energy.

**Biography:** Sole proprietor, carpenter, log home builder. Born: July, 1955. Education: secondary, Wright Technical Center, apprenticeship; single.

**Elected:** 1992, 1994.



Representative District 19B  
**Bruce D. Anderson**  
(Independent-Republican)

**Home:** 3222 Aadland Ave. N.E., Buffalo Township 55313, (612)682-1480.  
**Capitol:** 281 State Office Bldg., St. Paul 55155, (612)296-5063.  
**E-mail:** Rep.Bruce.Anderson@House.Leg.State.MN.US

**Committees:** General Legislation, Veterans Affairs & Elections; Governmental Operations.

**Biography:** Federal Express/Air National Guard. Born: March 12, 1950. Education: United States Navy (aviation electronics), Willmar Technical College (A.A., agribusiness), Crown College (liberal arts, NHJC); member: Buffalo Evangelical Free Church; wife: Dottie, five children.

**Elected:** 1994.



Senator District 20  
**Steve Dille**  
(Independent-Republican)

**Home:** 69800 305th St., Dassell 55325, (612)398-6545.  
**Capitol:** 103 State Capitol, St. Paul 55155, (612)296-4131.

**Committees:** Agriculture & Rural Development; Environment & Natural Resources; Jobs, Energy & Community Development; Taxes and Tax Laws.

**Biography:** Farmer/Veterinarian. Born: March 16, 1945. Education: University of Minnesota (B.S., 1967; D.V.M., 1969); Vietnam (3 1/2 years); faculty, University of Minnesota (2 years), former township supervisor and county commissioner; Minnesota House of Representatives (1987-1992); wife: Pamela, four children (Nicholas, Kaisa, Spencer and Mitchell.)

**Elected:** 1992.



Representative District 20A  
**Robert Ness**  
(Independent-Republican)

**Home:** 24966 729th Ave., Dassell 55325, (612)275-3122.  
**Capitol:** 335 State Office Bldg., St. Paul 55155, (612)296-4344.  
**E-mail:** Rep.Bob.Ness@House.Leg.State.MN.US

**Committees:** Commerce, Tourism & Consumer Affairs; Education.

**Biography:** Educator/Consultant/Construction manager. Born: May 14, 1935. Education: Bemidji State University (B.S., health & industrial education), University of Minnesota (M.A., education), University of Minnesota (Ed. SD. education administration); Phi Delta Kappa, Rotary, chamber of commerce, Bush Executive Fellowship, AARP-55 Alive instructor; wife: Marianne, four children.

**Elected:** 1992, 1994.



Representative District 20B  
**Tony Onnen**  
(Independent-Republican)

**Home:** 15245 12th St. SW, Cokato 55321, (612)286-5472.  
**Capitol:** 273 State Office Bldg., St. Paul 55155, (612)296-1534.  
**E-mail:** Rep.Tony.Onnen@House.Leg.State.MN.US

**Committees:** Financial Institutions & Insurance; Health & Human Services; Regulated Industries & Energy.

**Biography:** Accountant/Insurance sales. Born: July, 1938; Education: University of Nebraska (B.S., business administration); wife: JoAnn, five children.

**Elected:** September 27, 1977, 1978, 1980, 1982, 1984, 1986, 1988, 1990, 1992, 1994.



Senator District 21  
**Arlene J. Lesewski**  
(Independent-Republican)

**Home:** 807 Columbine Dr., Marshall 56258, (507)532-3912.  
**Capitol:** 135 State Office Bldg., St. Paul 55155,  
(612)296-4125.

**Committees:** Agriculture & Rural Development; Environ-  
ment & Natural Resources; Jobs, Energy & Community  
Development; Transportation & Public Transit.

**Biography:** Independent insurance agent. Born: April 12,  
1936. Education: Lynd High School, Southwest State Uni-  
versity; husband: Thomas, three children

**Elected:** 1992.



Representative District 21A  
**Jim Girard**  
(Independent-Republican)

**Home:** Rt. 1, Box 233, Lynd 56157, (507)532-6829.  
**Capitol:** 213 State Office Bldg., St. Paul 55155,  
(612)296-5374.  
**E-mail:** Rep.Jim.Girard@House.Leg.State.MN.US

**Assistant Minority Leader**

**Committees:** Financial Institutions & Insurance; International  
Trade & Economic Development; Taxes; Ways & Means.

**Biography:** Farmer. Born: June, 1953. Education: South  
Dakota State University (B.S., M.S., animal science); wife:  
Becky, two children.

**Elected:** 1988, 1990, 1992, 1994.



Representative District 21B  
**Richard Mulder**  
(Independent-Republican)

**Home:** Box A, Ivanhoe 56142, (507)694-1539.  
**Capitol:** 387 State Office Bldg., St. Paul 55155,  
(612)296-4336.  
**E-mail:** Rep.Richard.Mulder@House.Leg.State.MN.US

**Committees:** Commerce, Tourism & Consumer Affairs;  
Health & Human Services.

**Biography:** Family Physician. Born: May 8, 1938.  
Education: South Dakota State University (B.S., pharmacy),  
University of South Dakota (B.A. medicine), University of  
Iowa (M.D.); member: Bethany Elian Lutheran, Farm Bureau,  
Pheasants Forever, Flying Farmers, NRA, MMA, MAFF,  
AARP, Senior Coalition, Minnesota Coroner & Medical  
Examiners; wife: Ruth, four children.

**Elected:** 1994.



Senator District 22  
**Jim Vickerman**  
(Democratic-Farmer-Labor)

**Home:** R.R. 2, Box 135, Tracy 56175, (507)629-4878.  
**Capitol:** 226 State Capitol, St. Paul 55155, (612)296-5650.

**Committees:** Chair, Metropolitan and Local Government; Agriculture and Rural Development; Health Care; Rules and Administration; Transportation and Public Transit.

**Biography:** Farmer/Former county commissioner. Born: May 1, 1931; wife: Wava, six children.

**Elected:** 1986, 1990, 1992.



Representative District 22A  
**Ted Winter**  
(Democratic-Farmer-Labor)

**Home:** Rt. 2, Box 23, Fulda 56131, (507)425-2664.  
**Capitol:** 407 State Office Bldg., St. Paul 55155, (612)296-5505.  
**E-mail:** Rep.Ted.Winter@House.Leg.State.MN.US

**Committees:** Chair, Property Tax & TIF Division/Taxes; Agriculture; Rules & Legislative Administration; Transportation & Transit.

**Biography:** Farmer. Born: November 26, 1949. Education: Worthington Community College (A.A.); wife: Marge, four children.

**Elected:** 1986, 1988, 1990, 1992, 1994.



Representative District 22B  
**Elaine Harder**  
(Independent-Republican)

**Home:** 107 Parkside Ave., Jackson 56143, (507)847-3550.  
**Capitol:** 277 State Office Bldg., St. Paul 55155, (612)296-5373.  
**E-mail:** Rep.Elaine.Harder@House.Leg.State.MN.US

**Committees:** Agriculture; Economic Development, Infrastructure & Regulation Finance; Housing.

**Biography:** Family business. Born: December 27, 1947. Education: Mankato State University (B.A., secondary education); member: Our Saviors Lutheran Church, Kiwanis, 4-H Volunteer, AAUW, Phi Upsilon Omicron, Clovia Alum; husband: Ronald, two children.

**Elected:** 1994.



Senator District 23  
**Dennis R. Frederickson**  
(Independent-Republican)

**Home:** 4 Sunrise Dr., New Ulm 56073, (507)359-9482.

**Capitol:** 139 State Office Bldg., St. Paul 55155,  
(612)296-8138.

**Committees:** Environment & Natural Resources; Finance;  
Jobs, Energy & Community Development; Rules & Admini-  
stration.

**Biography:** Farmer. Born: July 27, 1939, Redwood county.  
Education: University of Minnesota (B.S., agricultural  
economics); wife: Marjorie, three children.

**Elected:** 1980, 1982, 1986, 1990, 1992.



Representative District 23A  
**Barb Vickerman**  
(Independent-Republican)

**Home:** 325 E. Oak St., Redwood Falls 56283, (507)637-8524.

**Capitol:** 211 State Office Bldg., St. Paul 55155,  
(612)296-9303.

**E-mail:** Rep.BarbVickerman@House.Leg.State.MN.US

**Committees:** Health & Human Services; Labor-Management  
Relations; Regulated Industries & Energy.

**Biography:** Retail sales. Education: high school, voca-  
tional/technical school; member: Gloria Dei Lutheran  
Church; husband: Gerald, four children.

**Elected:** 1992, 1994.



Representative District 23B  
**Howard Swenson**  
(Independent-Republican)

**Home:** R.R. 2, Box 140, Nicollet 56074, (612)245-5125.

**Capitol:** 331 State Office Bldg., St. Paul 55155,  
(612)296-8634.

**E-mail:** Rep.Howard.Swenson@House.Leg.State.MN.US

**Committees:** Agriculture; Commerce, Tourism & Consumer  
Affairs; Education.

**Biography:** Farmer. Education: secondary; wife Jane, five  
children.

**Elected:** 1994.





Senator District 24  
**John C. Hottinger**  
(Democratic-Farmer-Labor)

**Home:** Rt. 1, Box 229A, Mankato 56001, (507)388-4838.  
**Capitol:** G-29 State Capitol, St. Paul 55155, (612)296-6153.  
**E-mail:** John@Lakes.Senate.Leg.State.MN.US

**Committees:** Commerce and Consumer Protection; Governmental Operations and Veterans; Metropolitan and Local Government; Taxes and Tax Laws.

**Biography:** Attorney. Born: September 18, 1945. Education: College of St. Thomas (B.S.), Georgetown University (J.D.); wife: Mimi, three children.

**Elected:** 1990, 1992.




Representative District 24A  
**John Dorn**  
(Democratic-Farmer-Labor)

**Home:** 1021 Orchard Rd., Mankato 56001, (507)388-3649.  
**Capitol:** 533 State Office Bldg., St. Paul 55155, (612)296-3248.  
**E-mail:** Rep.John.Dorn@House.Leg.State.MN.US

**Committees:** Chair, Gambling Division/Governmental Operations; Education; Financial Institutions & Insurance.

**Biography:** Teacher. Born: December 28, 1943. Education: St. John's University, Collegeville (B.A., English), University of Wisconsin (M.A., English); wife: Kathleen, three children.

**Elected:** 1986, 1988, 1990, 1992, 1994.



Representative District 24B  
**Don Ostrom**  
(Democratic-Farmer-Labor)

**Home:** 405 N. 4th St., St. Peter 56082, (507)931-5486.  
**Capitol:** 433 State Office Bldg., St. Paul 55155, (612)296-7065.  
**E-mail:** Rep.Don.Ostrom@House.Leg.State.MN.US

**Assistant Majority Leader**

**Committees:** Capital Investment; Financial Institutions & Insurance; Taxes.

**Biography:** College Teacher. Education: St. Olaf College (B.A., history), Washington University (Ph.D., political science); wife: Florence, three children.

**Elected:** 1988, 1990, 1992, 1994.



Senator District 25  
**Thomas M. Neville**  
(Independent-Republican)

**Home:** 5119 Ebel Way, Northfield 55057, (507)645-9058.  
**Capitol:** 123 State Capitol, St. Paul 55155, (612)296-1279.

**Committees:** Crime Prevention; Education; Finance; Gaming Regulation; Rules and Administration.

**Biography:** Attorney. Born: January 31, 1950. Education: Michigan Tech. University (B.S., chemical engineering), William Mitchell College of Law (J.D.); wife: Marilyn, five children.

**Elected:** 1990, 1992.



Representative District 25A  
**John Tuma**  
(Independent-Republican)

**Home:** 4597 Delancey Court, Northfield 55057, (507)663-0013.  
**Capitol:** 301 State Office Bldg., St. Paul 55155, (612)296-4229.  
**E-mail:** Rep.John.Tuma@House.Leg.State.MN.US

**Committees:** Education; Environment & Natural Resources; Housing.

**Biography:** Attorney. Born: September 25, 1962. Education: Mankato State University (B.A., political science), University of Minnesota Law School (J.D.); member: Learning Disabilities of Minnesota (board member), Northfield Historical Society, Northfield Alliance Church, New Prague Chamber of Commerce, Rice County Bar Association; wife: Wendy, one child.

**Elected:** 1994.



Representative District 25B  
**Lynda Boudreau**  
(Independent-Republican)

**Home:** 18166 Faribault Blvd., Faribault 55021, (507)332-7760.  
**Capitol:** 327 State Office Bldg., St. Paul 55155, (612)296-8237.  
**E-mail:** Rep.Lynda.Boudreau@House.Leg.State.MN.US

**Committees:** Environment & Natural Resources; General Legislation, Veterans Affairs & Elections; Health & Human Services.

**Biography:** Family health aide, WIC clerical staff. Born: March 9, 1952. Education: secondary, job related coursework; husband: Jim, three children.

**Elected:** 1994



Senator District 26  
**Tracy L. Beckman**  
(Democratic-Farmer-Labor)

**Home:** Box 37, Bricelyn 56014, (507)653-4426.  
**Capitol:** 306 State Capitol, St. Paul 55155,  
(612)296-5713.

**Committees:** Chair, Crime Prevention Finance Division/Crime Prevention; Education; Finance; Governmental Operations & Veterans.

**Biography:** Consultant. Born: January 7, 1945. Education: (B.S., health PE); wife: Janel, five children.

**Elected:** 1986, 1990, 1992.



Representative District 26A  
**Gene Hugoson**  
(Independent-Republican)

**Home:** Rt. 2, Box 218, Granada 56039, (507)773-4432.  
**Capitol:** 289 State Office Bldg., St. Paul 55155,  
(612)296-3240.  
**E-mail:** Rep.Gene.Hugoson@House.Leg.State.MN.US

**Committees:** Agriculture; Taxes; Transportation & Transit.

**Biography:** Farmer. Born: September, 1945. Education: Augsburg College (B.A., social science), Mankato State University (graduate work, history); wife: Patricia, one child.

**Elected:** 1986, 1988, 1990, 1992, 1994.



Representative District 26B  
**Henry J. Kalis**  
(Democratic-Farmer-Labor)

**Home:** Rt. 1, Box 55, Walters 56092, (507)294-3147.  
**Capitol:** 543 State Office Bldg., St. Paul 55155,  
(612)296-4240.  
**E-mail:** Rep.Henry.Kalis@House.Leg.State.MN.US

**Committees:** Chair, Capital Investment; Economic Development, Infrastructure & Regulation Finance; Transportation & Transit; Ways & Means.

**Biography:** Farmer. Born: March 2, 1937. Education: secondary; wife: Violet, four children.

**Elected:** 1974, 1976, 1978, 1980, 1982, 1984, 1986, 1988, 1990, 1992, 1994.



Senator District 27  
**Pat Piper**  
 (Democratic-Farmer-Labor)

**Home:** 800 1st Dr. N.W., Austin 55912, (507)433-7519.  
**Capitol:** G-9 State Capitol, St. Paul 55155, (612)296-9248.

**Committees:** Chair, Family Services; Finance; Health Care; Rules & Administration.

**Biography:** Religious education consultant. Born: July 16, 1934. Education: College of St. Teresa (B.A.), Catholic University of America (M.A.); Minnesota House of Representatives (1983-86); single.

**Elected:** 1986, 1990, 1992.



Representative District 27A  
**Ron Kraus**  
 (Independent-Republican)

**Home:** 2922 Campus Dr., Albert Lea 56007, (507)373-1003.  
**Capitol:** 279 State Office Bldg., St. Paul 55155, (612)296-8216.  
**E-mail:** Rep.Ron.Kraus@House.Leg.State.MN.US

**Committees:** Agriculture; Commerce, Tourism & Consumer Affairs; Education..

**Biography:** Business owner. Born: May 13, 1956. Education: University of Minnesota-Duluth (business/political science), St. Mary's College, Winona, Mankato State University; member: Elks Club of Albert Lea, Knights of Columbus @ St. Theodore's Church, Albert Lea/ Freeborn County Chamber of Commerce; wife: Kathy, two children.

**Elected:** 1994.



Representative District 27B  
**Robert Leighton**  
 (Democratic-Farmer-Labor)

**Home:** 911 5th Ave. N.E., Austin 55912, (507)437-9329.  
**Capitol:** 527 State Office Bldg., St. Paul 55155, (612)296-4193.  
**E-mail:** Rep.Robert.Leighton@House.Leg.State.MN.US

**Committees:** Economic Development, Infrastructure & Regulation Finance; Environment & Natural Resources; International Trade & Economic Development; Labor-Management Relations.

**Biography:** Attorney. Born: July 7, 1965. Education: University of Minnesota (B.A., economics), University of California, Berkeley (J.D.); member: Minnesota State Bar Association, Minnesota Trial Lawyers Association, Big Brothers/Big Sisters Board of Directors; single.

**Elected:** 1994.



Senator District 28  
**Dick Day**  
(Independent-Republican)

**Home:** 220 22nd St. NW, Owatonna 55060, (507)451-0165.  
**Capitol:** 105 State Office Bldg., St. Paul 55155,  
(612)296-9457.

**Committees:** Commerce & Consumer Protection; Ethics and Campaign Reform; Metropolitan & Local Government; Taxes & Tax Laws; Transportation and Public Transit.

**Biography:** Franchise sales. Born: March 9, 1937. Education: Winona State University (B.A., political science, business administration); wife: Janet, four children.

**Elected:** 1990, 1992.



Representative District 28A  
**Gary D. Worke**  
(Independent-Republican)

**Home:** 36971 Knoll Dr., Waseca 56093, (507)835-7513.  
**Capitol:** 229 State Office Bldg., St. Paul 55155,  
(612)296-5368.  
**E-mail:** Rep. Gary.Worke@House.Leg.State.MN.US

**Committees:** Financial Institutions & Insurance; Health & Human Services; Labor-Management Relations; Local Government & Metropolitan Affairs.

**Biography:** Owner, residential care home. Education: Mankato State University (B.S., business administration); Chamber of Commerce, MAHA, NFIB, St. Paul Lutheran Church, Minnesota Waterfowl Assn.; wife: Kathy, four children.

**Elected:** 1992, 1994.



Representative District 28B  
**Steven A. Sviggum**  
(Independent-Republican)

**Home:** 42479 County Rd. 14 Blvd., Kenyon 55946,  
(507)789-6706.  
**Capitol:** 267 State Office Bldg., St. Paul 55155,  
(612)296-2273.  
**E-mail:** Rep.Steven.Sviggum@House.Leg.State.MN.US

**Minority Leader**

**Committees:** Rules & Legislative Administration; Taxes; Ways & Means.

**Biography:** Farmer/Educator. Born: September, 1951. Education: St. Olaf College (B.A., mathematics); wife: Debra, three children.

**Elected:** 1978, 1980, 1982, 1984, 1986, 1988, 1990, 1992, 1994.



Senator District 29  
**Steve L. Murphy**  
(Democratic-Farmer-Labor)

**Home:** 28421 Hwy. 61 Blvd., Red Wing 55066,  
(612)388-0862.  
**Capitol:** 301 State Capitol, St. Paul 55155, (612)296-4264.

**Committees:** Agriculture & Rural Development; Education;  
Taxes and Tax Laws; Transportation and Public Transit.

**Biography:** Operator, Northern States Power. Born: Sep-  
tember 9, 1957. Education: Eastern Illinois University, Red  
Wing Technical College; former U.S. Marine; wife: Robin,  
two children.

**Elected:** 1992.



Representative District 29A  
**Jerry Dempsey**  
(Independent-Republican)

**Home:** 1017 W. 14th St., Hastings 55033, (612)437-5249, or  
1-800-653-6115.  
**Capitol:** 251 State Office Bldg., St. Paul 55155,  
(612)296-8635.  
**E-mail:** Rep.Jerry.Dempsey@House.Leg.State.MN.US

**Committees:** Capital Investment; Environment & Natural  
Resources; Governmental Operations; Regulated Industries &  
Energy.

**Biography:** Banking. Education: College of St. Thomas (B.A.,  
degree), Winona State University (specialist degree, education,  
administration); member: St. Elizabeth Ann Seton, Hastings,  
Habitat for Humanity; MASSP, NEA, National Assn. Secondary  
School Principals, S.O.A.R., Director, First Federal Savings  
Bank, Hastings; four children.

**Elected:** 1992, 1994.



Representative District 29B  
**Mike Osskopp**  
(Independent-Republican)

**Home:** 1024 Lilac Ln. Lake City 55041, (612)345-4693.  
**Capitol:** 329 State Office Bldg., St. Paul 55155,  
(612)296-9236.  
**E-mail:** Rep.Mike.Osskopp@House.Leg.State.MN.US

**Committees:** Governmental Operations; International  
Trade & Economic Development; Local Government &  
Metropolitan Affairs.

**Biography:** Radio broadcast journalist. Born: October 3,  
1951. Education: Institute of Broadcast Arts (B.A., journalism),  
Moody Bible Institute (M.A., theology); member: Fellowship  
of Christian Athletes, Professional Golfers Association; wife:  
Monica, two children.

**Elected:** 1994.



Senator District 30  
**Sheila M. Kiscaden**  
(Independent-Republican)

**Home:** 724 11th St. SW, Rochester 55902. (507)287-6845.  
**Capitol:** 143 State Office Bldg., St. Paul 55155,  
(612)296-4848.

**Committees:** Family Services; Health Care; Judiciary.

**Biography:** Management consultant. Born: April 21, 1946. Education: University of Minnesota (B.S., education), University of Southern California (M.S., public administration); husband: Richard, two children.

**Elected:** 1992.



Representative District 30A  
**Fran Bradley**  
(Independent-Republican)

**Home:** 4316 Manor View Dr., NW, Rochester 55901  
(507)288-3439.

**Capitol:** 241 State Office Bldg., St. Paul 55155,  
(612)296-9249.

**E-mail:** Rep.Fran.Bradley@House.Leg.State.MN.US

**Committees:** Commerce, & Consumer Affairs; Health & Human Services; Transportation & Transit.

**Biography:** Computer engineer/manager. Born: June 13, 1942. Education: South Dakota State University (B.S., mechanical engineering), University of Minnesota (graduate work); member: Winona State University Foundation, Youth Employment Project Board, St. Pius Church; wife: Mary, four children.

**Elected:** 1994.



Representative District 30B  
**Dave Bishop**  
(Independent-Republican)

**Home:** 1185 Plummer Circle, Rochester 55902,  
(507)288-7733.

**Capitol:** 343 State Office Bldg., St. Paul 55155,  
(612)296-0573.

**E-mail:** Rep.Dave.Bishop@House.Leg.State.MN.US

**Committees:** Capital Investment; Judiciary; Ways & Means.

**Biography:** Attorney/Legislator. Born: March, 1929. Education: Cornell University (J.D. international law), Harvard (M.P.A., public administration); wife: Bea, five children.

**Elected:** 1982, 1984, 1986, 1988, 1990, 1992, 1994.



Senator District 31  
**Kenric J. Scheevel**  
(Independent-Republican)

**Home:** Rt. 2 Box 227, Preston 55965, (507)937-3433.  
**Capitol:** 129 State Office Bldg., St. Paul 55155,  
(612)296-3903.

**Committees:** Agriculture and Rural Development; Education;  
Gaming Regulation.

**Biography:** Farmer. Born: July 7, 1956. Education: North-  
western College, Orange City, Iowa (B.A.), South Dakota  
State University (B.S.M.E.); wife: Karen, two children.

**Elected:** November 8, 1994.



Representative District 31A  
**Don Frerichs**  
(Independent-Republican)

**Home:** 2233 Brook Ln. SW, Rochester 55902,  
(507)285-9624.  
**Capitol:** 247 State Office Bldg., St. Paul 55155,  
(612)296-4378.  
**E-mail:** Rep.Don.Frerichs@House.Leg.State.MN.US

**Committees:** Economic Development, Infrastructure & Regu-  
lation Finance; Transportation & Transit; Ways & Means.

**Biography:** President, Bio-Conversion Inc. Education:  
Mankato State University (B.A., business); wife: Diane,  
three children.

**Elected:** July 15, 1981, 1982, 1984, 1986, 1988, 1990, 1992,  
1994.



Representative District 31B  
**Gregory M. Davids**  
(Independent-Republican)

**Home:** P.O. Box 32, Preston 55965, (507)765-2790.  
**Capitol:** 371 State Office Bldg., St. Paul 55155,  
(612)296-9278.  
**E-mail:** Rep.Gregory.Davids@House.Leg.State.MN.US

**Committees:** Agriculture; Capital Investment; Ethics; Finan-  
cial Institutions & Insurance; General Legislation, Veterans  
Affairs & Elections.

**Biography:** Insurance agency owner/president. Born: Au-  
gust 28, 1958. Education: Waldorf College, Iowa, Winona State  
University (B.S., social science), Mankato State University;  
member: Minnesota Independent Insurance Agents; past president  
Preston Lions Club, chairman of administrative board of Preston United  
Methodist Church; Farm Bureau, Minnesota Association of Life Under-  
writers; wife: Bonnie, three children.

**Elected:** February 12, 1991, 1992, 1994.





Senator District 32  
**Steven Morse**  
(Democratic-Farmer-Labor)

**Home:** 410 River St., Box 175, Dakota 55925,  
(507)643-6226, **Fax:** (507)643-6227.  
**Capitol:** G-24 State Capitol, St. Paul 55155,  
(612)296-5649, **Fax:** (612)296-6511.

**Committees:** Chair, Environment & Natural Resources Finance Division/Environment & Natural Resources; Agriculture & Rural Development; Finance; Governmental Operations and Veterans.

**Biography:** Born: April 22, 1957. Education: University of Wisconsin, LaCrosse, University of Minnesota, Michigan State University.

**Elected:** 1986, 1990, 1992.



Representative District 32A  
**Gene Pelowski, Jr.**  
(Democratic-Farmer-Labor)

**Home:** 257 Wilson St., Winona 55987, (507)454-3282.  
**Capitol:** 517 State Office Bldg., St. Paul 55155,  
(612)296-8637.  
**E-mail:** Rep.Gene.Pelowski@House.Leg.State.MN.US

**Committees:** Education; General Legislation, Veterans Affairs & Elections; Judiciary.

**Biography:** Educator/Golf professional. Born: February, 1952. Education: Winona State University (B.S., social studies); wife: Deborah, two children.

**Elected:** 1986, 1988, 1990, 1992, 1994.



Representative District 32B  
**Virgil J. Johnson**  
(Independent-Republican)

**Home:** Rt. 2, Box 88, Caledonia 55921, (507)896-3858.  
**Capitol:** 207 State Office Bldg., St. Paul 55155,  
(612)296-1069.  
**E-mail:** Rep.Virgil.Johnson@House.Leg.State.MN.US

**Committees:** Environment & Natural Resources; Environment & Natural Resources Finance; Local Government & Metropolitan Affairs.

**Biography:** Farmer. Born: April 23, 1932. Education: secondary; wife: Mary Ann.

**Elected:** 1982, 1984, 1986, 1988, 1990, 1992, 1994.



Senator District 33  
**Warren Limmer**  
 (Independent-Republican)

**Home:** 12888 N. 73rd. Ave., Maple Grove 55369,  
 (612)493-9646.  
**Capitol:** 132D State Office Bldg., St. Paul 55155,  
 (612)296-2159.

**Committees:** Commerce and Consumer Affairs; Crime  
 Prevention; Jobs and Energy.

**Biography:** Real estate sales. Education: St. Cloud State  
 University (B.A., criminal justice studies); member:  
 Minnesota House of Representatives (1989-1995); wife: Lori,  
 two children.

**Elected:** February 2, 1995.



Representative District 33A  
**Arlon Lindner**  
 (Independent-Republican)

**Home:** 19508 Country Circle E., Corcoran 55374,  
 (612)420-3491.  
**Capitol:** 227 State Office Bldg., St. Paul 55155,  
 (612)296-7806.

**E-mail:** Rep.Arlon.Lindner@House.Leg.State.MN.US

**Committees:** Environment & Natural Resources; Health  
 & Human Services; Housing.

**Biography:** Self-employed businessman. Born: August 3,  
 1935. Education: North Texas University (B.A., economics),  
 Central Baptist Theological Seminary (M.Div. ethics); member:  
 Joy Evangelical Free Church, Bible Science Assn., Chamber of  
 Commerce; wife: Shirlee, four children.

**Elected:** 1992, 1994.



Representative District 33B  
**Richard W. Stanek**  
 (Independent-Republican)

**Home:** 14890 91st Ave. N., Maple Grove 55369,  
 (612)420-4497.  
**Capitol:** 351 State Office Bldg., St. Paul 55155,  
 (612)296-5502.

**E-Mail:** Rep.Rich.Stanek@House.Leg.State.MN.US

**Committees:** Education; Judiciary.

**Biography:** Police officer. Born: February 2, 1962. Educa-  
 tion: University of Minnesota (B.A., criminal justice), Ham-  
 line University (M.A., public administration); wife: Sally, two  
 children.

**Elected:** March 7, 1995.



Senator District 34  
**Gen Olson**  
(Independent-Republican)

**Home:** 6750 Co. Rd. 110 W., Minnetrista 55364,  
(612)472-3306.

**Capitol:** 119 State Office Bldg., St. Paul 55155,  
(612)296-1282.

**Committees:** Education; Environment & Natural Resources;  
Rules & Administration; Taxes & Tax Laws.

**Biography:** Legislator. Born: May 20, 1938. Education:  
University of Minnesota (B.S., education, EdD.); single.

**Elected:** 1982, 1986, 1990, 1992.



Representative District 34A  
**Steve Smith**  
(Independent-Republican)

**Home:** 2710 Clare Ln., Mound 55364-1812, (612)472-7664.

**Capitol:** 353 State Office Bldg., St. Paul 55155,  
(612)296-9188.

**E-mail:** Rep.Steve.Smith@House.Leg.State.MN.US

**Committees:** Commerce, Tourism & Consumer Affairs;  
Ethics; Judiciary; Judiciary Finance.

**Biography:** Attorney. Born: November, 1949. Education:  
University of Minnesota (B.A., political science), Oklahoma  
City University School of Law (J.D.); wife: Cindi, one child,  
Ryan.

**Elected:** 1990, 1992, 1994.



Representative District 34B  
**H. Todd Van Dellen**  
(Independent-Republican)

**Home:** 14615 43rd Pl. N., Plymouth 55447, (612)553-9088.

**Capitol:** 291 State Office Bldg., St. Paul 55155,  
(612)296-5511.

**E-mail:** Rep.Todd.Van Dellen@House.Leg.State.MN.US

**Committees:** Capital Investment; International Trade &  
Economic Development; Taxes.

**Biography:** Senior corporate counsel. Education: Univer-  
sity of Minnesota Law School (J.D.), University of North  
Dakota (B.B.A., economics); wife: Dana, three children.

**Elected:** 1992, 1994.



Senator District 35  
**Terry D. Johnston**  
(Independent-Republican)

**Home:** 3960 140th St., Prior Lake 55372, (612)445-5340.  
**Capitol:** 117 State Office Bldg., St. Paul 55155,  
(612)296-4123.

**Committees:** Finance; Metropolitan & Local Government;  
Transportation & Public Transit.

**Biography:** Homemaker. Born: May 27, 1947. Education:  
University of North Dakota; husband: Don, three  
children.

**Elected:** 1990, 1992.



Representative District 35A  
**Carol Molnau**  
(Independent-Republican)

**Home:** 495 Pioneer Tr., Chaska 55318, (612)448-3513.  
**Capitol:** 287 State Office Bldg., St. Paul 55155,  
(612)296-8872.  
**E-mail:** Rep.Carol.Molnau@House.Leg.State.MN.US

**Committees:** Agriculture; Economic Development, Infra-  
structure & Regulation Finance; Financial Institutions &  
Insurance; International Trade & Economic Development.

**Biography:** Farm owner/operator. Born: September 17,  
1949. Education: University of Minnesota (leadership);  
husband: Steven, three children.

**Elected:** 1992, 1994.



Representative District 35B  
**Becky Kelso**  
(Democratic-Farmer-Labor)

**Home:** 60 S. Shannon Dr., Shakopee 55379, (612)445-6658.  
**Capitol:** 415 State Office Bldg., St. Paul 55155,  
(612)296-1072.  
**E-mail:** Rep.Becky.Kelso@House.Leg.State.MN.US

**Committees:** Chair, University of Minnesota Finance  
Division/Education; Commerce, Tourism & Consumer Affairs;  
Regulated Industries & Energy; Transportation & Transit.

**Biography:** Legislator/Homemaker. Born: August, 1948.  
Education: University of Minnesota (B.A., communica-  
tions); husband: Michael, two children.

**Elected:** 1986, 1988, 1990, 1992, 1994.



Senator District 36  
**David L. Knutson**  
(Independent-Republican)

**Home:** 1704 Keller Lk. Dr., Burnsville 55306,  
(612)431-6232.  
**Capitol:** 133 State Office Bldg., St. Paul 55155,  
(612)296-4120.

**Committees:** Crime Prevention; Education; Judiciary; Rules and Administration.

**Biography:** Attorney. Born: November 24, 1959. Education: St. Olaf College (B.A.), William Mitchell College of Law (J.D.); member: Burnsville Jaycees, Burnsville Chamber of Commerce, Burnsville Rotary; MN Valley YMCA Board of Directors, Legal Assistance of Dakota County, Ltd. Board of Directors; Prince of Peace Lutheran Church; wife: Laurie, two children.

**Elected:** 1992.



Representative District 36A  
**Eileen Tompkins**  
(Independent-Republican)

**Home:** 7734 133rd St. W., Apple Valley 55124,  
(612)431-2343.  
**Capitol:** 245 State Office Bldg., St. Paul 55155,  
(612)296-5506.

**E-mail:** Rep.Eileen.Tompkins@House.Leg.State.MN.US

**Committees:** Ethics (alternate); Health & Human Services; Local Government & Metropolitan Affairs; Transportation & Transit.

**Biography:** Legislator/Homemaker. Education: Inver Hills Community College, University of Minnesota, College of St. Thomas; husband: Patrick, nine children.

**Elected:** 1984, 1986, 1988, 1990, 1992, 1994.



Representative District 36B  
**Dan McElroy**  
(Independent-Republican)

**Home:** 12805 Welcome Ln., Burnsville 55337,  
(612)890-2224.  
**Capitol:** 259 State Office Bldg., St. Paul 55155,  
(612)296-4212.

**E-mail:** Rep.Dan.McElroy@House.Leg.State.MN.US

**Committees:** Capital Investment; Housing; Transportation & Transit.

**Biography:** Travel agency management services. Born: July 15, 1948. Education: University of Notre Dame (B.A., history); wife: Mary.

**Elected:** 1994.




Senator District 37  
**Patricia Pariseau**  
(Independent-Republican)

**Home:** 25660 Biscayne Ave., Farmington 55024,  
(612)463-8496.  
**Capitol:** 109 State Office Building, St. Paul 55155,  
(612)296-5252.

**Committees:** Environment & Natural Resources; Ethics & Campaign Reform; Metropolitan & Local Government; Rules & Administration; Taxes & Tax Laws.

**Biography:** Farm wife/Business owner. Born: August 10, 1936. Education: Ravenswood Hospital School of Nursing, Chicago, (R.N.); husband: Kenneth, six children.

**Elected:** November 8, 1988, 1990, 1992.



Representative District 37A  
**Dennis Ozment**  
(Independent-Republican)

**Home:** 3275 145th St. E., Rosemount 55068,  
(612)423-1331.  
**Capitol:** 283 State Office Bldg., St. Paul 55155,  
(612)296-4306.  
**E-mail:** Rep.Dennis.Ozment@House.Leg.State.MN.US

**Committees:** Claims; Environment & Natural Resources; Regulated Industries & Energy; Ways & Means.

**Biography:** Fire Captain, Minneapolis. Born: May 2, 1945. Education: Metro. Community College (fire science); University of Minnesota (public administration); member: Legislative Commission on Minnesota Resources, Legislative Commission on Waste Management; MN Advisory Council on Metropolitan Airport Planning, National Foundation for Teaching Entrepreneurship; wife: Gayle, two children.

**Elected:** 1984, 1986, 1988, 1990, 1992, 1994.



Representative District 37B  
**Bill Macklin**  
(Independent-Republican)

**Home:** 23021 Woodland Rd., Lakeville 55044,  
(612)469-3384.  
**Capitol:** 349 State Office Bldg., St. Paul 55155,  
(612)296-6926.  
**E-mail:** Rep.Bill.Macklin@House.Leg.State.MN.US

**Committees:** Judiciary; Taxes.

**Biography:** Attorney. Born: December 29, 1945. Education: University of Minnesota (B.A., arts), William Mitchell College of Law (J.D.); wife: Paige, three children.

**Elected:** 1988, 1990, 1992, 1994.



Senator District 38  
**Deanna Wiener**  
(Democratic-Farmer-Labor)

**Home:** 1235 Balsam Trl. E., Eagan 55123, (612)452-4980.  
**Capitol:** 303 State Capitol, St. Paul 55155, (612)297-8073.

**Committees:** Commerce & Consumer Protection; Education; Governmental Operations & Veterans; Metropolitan & Local Government.

**Biography:** Real estate. Born: March 23, 1953. Education: St. Marys Junior College (R.N.); husband: Jim Tilsen, three children.

**Elected:** 1992.



Representative District 38A  
**Tim Commers**  
(Independent-Republican)

**Home:** 3005 Woodlark Ln., Eagan 55121, (612)452-0837  
**Capitol:** 217 State Office Bldg., St. Paul 55155,  
(612)296-3533.

**E-mail:** Rep.Tim.Commers@House.Leg.State.MN.US

**Committees:** General Legislation, Veterans Affairs & Elections; Taxes.

**Biography:** Realtor. Born: May 25, 1966. Education: St. Olaf College (B.A., history); single.

**Elected:** 1992, 1994.



Representative District 38B  
**Tim Pawlenty**  
(Independent-Republican)

**Home:** 4117 Country View Dr., Eagan 55123.  
(612)688-6105.

**Capitol:** 231 State Office Bldg., St. Paul 55155,  
(612)296-4128.

**E-mail:** Rep.Tim.Pawlenty@House.Leg.State.MN.US

**Committees:** General Legislation, Veterans Affairs & Elections; Governmental Operations; International Trade & Economic Development; Rules & Legislative Administration.

**Biography:** Attorney. Born: November, 1960. Education: University of Minnesota (B.A., J.D.); wife: Mary, one child.

**Elected:** 1992, 1994.



Senator District 39  
**James P. Metzen**  
(Democratic-Farmer-Labor)

**Home:** 312 Deerwood Ct., S. St. Paul 55075, (612)451-0174.  
**Capitol:** 303 State Capitol, St. Paul 55155, (612)296-4370.

**Committees:** Chair, Governmental Operations & Veterans; Commerce & Consumer Protection; Jobs, Energy & Community Development; Rules & Administration.

**Biography:** Banker. Born: October, 1943. Education: University of Minnesota; Minnesota House of Representatives (1975-1986); wife: Sandie, two children.

**Elected:** 1986, 1990, 1992.



Representative District 39A  
**Thomas Pugh**  
(Democratic-Farmer-Labor)

**Home:** 980 Terrace Lane, S. St. Paul 55075, (612)455-5016.  
**Capitol:** 583 State Office Bldg., St. Paul 55155, (612)296-6828.

**E-mail:** Rep.Thomas.Pugh@House.Leg.State.MN.US

**Committees:** Commerce, Tourism & Consumer Affairs; Ethics; Governmental Operations; Judiciary.

**Biography:** Attorney. Education: Dartmouth College (A.B., government), University of Minnesota (J.D.); wife: Susan, two children.

**Elected:** 1988, 1990, 1992, 1994.



Representative District 39B  
**Bob Milbert**  
(Democratic-Farmer-Labor)

**Home:** 308 Deerwood Ct., So. St. Paul 55075, (612)451-6188.  
**Capitol:** 579 State Office Bldg., St. Paul 55155, (612)296-4192.

**E-mail:** Rep.Bob.Milbert@House.Leg.State.MN.US

**Committees:** Chair, Sales & Income Tax Division/Taxes; Commerce, Tourism & Consumer Affairs; Environment & Natural Resources.

**Biography:** Businessman. Born: June, 1949. Education: Dartmouth College (AB, geography); wife: Vicky, three children.

**Elected:** 1986, 1988, 1990, 1992, 1994.





Senator District 40  
**Phil J. Rivness**  
(Democratic-Farmer-Labor)

**Home:** 2209 E. Old Shakopee Rd., Bloomington 55425, (612)854-3049.  
**Capitol:** 317 State Capitol, St. Paul 55155, (612)297-8062.

**Committees:** Environment & Natural Resources; Family Services; Finance; Government Operations & Veterans.

**Biography:** Health care administrator. Born: December 14, 1947. Education: University of Minnesota (B.A.); House of Representatives (1983-89); member: Legislative Commission on Pensions & Retirement, Legislative Audit Commission; wife: Gail, three children.

**Elected:** 1990, 1992.



Representative District 40A  
**Mark P. Mahon**  
(Democratic-Farmer-Labor)

**Home:** 8435 Portland Ave. S., Bloomington 55420, (612)881-0183.  
**Capitol:** 401 State Office Bldg., St. Paul 55155, (612)296-7158.  
**E-mail:** Rep.Mark.Mahon@House.Leg.State.MN.US

**Committees:** Economic Development, Infrastructure & Regulation Finance; Ethics; Labor-Management Relations; Local Government & Metropolitan Affairs; Regulated Industries & Energy; Transportation & Transit.

**Biography:** Retired union official. Born: April 24, 1930. Education: high school; wife: Florence, four children.

**Elected:** 1992, 1994.



Representative District 40B  
**Kevin Knight**  
(Independent-Republican)

**Home:** 131 Maplewood Dr., Bloomington 55420, (612)888-7586.  
**Capitol:** 307 State Office Bldg., St. Paul 55155, (612)296-4218.  
**E-mail:** Rep.Kevin.Knight@House.Leg.State.MN.US

**Committees:** General Legislation, Veterans Affairs & Elections; Governmental Operations; Transportation & Transit.

**Biography:** Small business owner. Born: September, 1957. Education: University of Arizona (B.A., general studies); wife: Bonnie, three children.

**Elected:** 1992, 1994.



Senator District 41  
**William V. Belanger, Jr.**  
 (Independent-Republican)

**Home:** 10716 Beard Ave. S., Bloomington 55431,  
 (612)881-4119, Fax: (612)296-9441.  
**Capitol:** 113 State Office Bldg., St. Paul 55155,  
 (612)296-5975.

**Committees:** Commerce and Consumer Protection;  
 Crime Prevention; Rules and Administration; Taxes and  
 Tax Laws; Transportation and Public Transit.

**Biography:** Born: October 18, 1928. Education: St. Thomas  
 College; wife: Lois, seven children.

**Elected:** 1980, 1982, 1986, 1990, 1992.



Representative District 41A  
**Alice Seagren**  
 (Independent-Republican)

**Home:** 9730 Palmer Cr., Bloomington 55437, (612)835-6721.  
**Capitol:** 315 State Office Bldg., St. Paul 55155,  
 (612)296-7803, Fax: (612)296-8803.  
**E-mail:** Rep.Alice.Seagren@House.Leg.State.MN.US

**Committees:** Education; Housing; Judiciary.

**Biography:** Homemaker/Community volunteer. Born: July,  
 1947. Education: Southeast Missouri State University  
 (B.S., business); member: Bloomington Chamber of Com-  
 merce, Norwest Community Bank Board, Bloomington Baptist  
 Church; husband: Fred, two children.

**Elected:** 1992, 1994.



Representative District 41B  
**Ken Wolf**  
 (Independent-Republican)

**Home:** 13319 Morgan Ave. S., Burnsville 55337,  
 (612)894-3027.  
**Capitol:** 317 State Office Bldg., St. Paul 55155,  
 (612)296-5185.  
**E-mail:** Rep.Ken.Wolf@House.Leg.State.MN.US

**Committees:** Economic Development, Infrastructure &  
 Regulation Finance; Labor-Management Relations; Regulated  
 Industries & Energy.

**Biography:** Consultant. Education: University of St.  
 Thomas (B.A., mathematics); wife: Mary, three children.

**Elected:** 1992, 1994.



Senator District 42  
**Roy Terwilliger**  
(Independent-Republican)

**Home:** 6512 Navaho Trl., Edina 55439, (612)941-8258.  
**Capitol:** 115 State Office Bldg., St. Paul 55155,  
(612)296-6238.

**Committees:** Education; Finance; Governmental Operations & Reform; Health Care; Rules & Administration.

**Biography:** Banking. Born: June 20, 1937. Education: University of Iowa (M.A., public administration), University of South Dakota (B.S., business administration); wife: Mary Lou, three children.

**Elected:** January 4, 1992, 1992.



Representative District 42A  
**Ron Erhardt**  
(Independent-Republican)

**Home:** 4214 Sunnyside Rd., Edina 55424-1114,  
(612)927-9437.

**Capitol:** 237 State Office Bldg., St. Paul 55155,  
(612)296-4363.

**E-mail:** Rep.Ron.Erhardt@House.Leg.State.MN.US

**Committees:** Commerce, Tourism & Consumer Affairs; Regulated Industries & Energy; Taxes.

**Biography:** Financial planner. Education: University of Minnesota (B.A., psychology, B.B.A., general business); wife: Jacquelyn.

**Elected:** 1990, 1992, 1994.



Representative District 42B  
**Erik Paulsen**  
(Independent-Republican)

**Home:** 9158 E. Staring Ln., Eden Prairie 55347,  
(612)949-8869.

**Capitol:** 221 State Office Bldg., St. Paul 55155,  
(612)296-7449.

**E-mail:** Rep.Erik.Paulsen@House.Leg.State.MN.US

**Committees:** Education; Financial Institutions & Insurance; Labor-Management Relations.

**Biography:** Born: May 14, 1965. Education: St. Olaf College (B.A., mathematics); member: Victory Lutheran Church, Eden Prairie Chamber of Commerce; wife: Kelly, one child.

**Elected:** 1994.



Senator District 43  
**Edward C. Oliver**  
(Independent-Republican)

**Home:** 20230 Cottagewood Rd., Deephaven 55331,  
(612)474-1399.  
**Capitol:** 121 State Office Bldg., St. Paul 55155,  
(612)296-4837.

**Committees:** Commerce & Consumer Protection; Health  
Care; Metropolitan & Local Government; Taxes and Tax  
Laws.

**Biography:** Investment sales & arbitrator. Born: May 31,  
1930. Education: University of Minnesota (B.A.); wife:  
Charlotte, three children.

**Elected:** 1992.



Representative District 43A  
**Tom Workman**  
(Independent-Republican)

**Home:** 181 S. Shore Ct., Chanhassen 55317, (612)934-0343.  
**Capitol:** 337 State Office Bldg., St. Paul 55155,  
(612)296-5066.  
**E-mail:** Rep.Tom.Workman@House.Leg.State.MN.US

**Committees:** Economic Development, Infrastructure &  
Regulation Finance; Ethics; Regulated Industries &  
Industries & Energy; Transportation & Transit.

**Biography:** Business person. Born: September 29, 1959.  
Education: St. Cloud State University (B.A., political science);  
member: St. Hubert Church, Chanhassen City Council (1989-  
92), Regional Transit Board (1991-92); wife: Carolyn, three  
children.

**Elected:** 1992, 1994.



Representative District 43B  
**Barbara Sykora**  
(Independent-Republican)

**Home:** 4835 Highest Dr., Excelsior 55331,  
(612)474-3634.  
**Capitol:** 357 State Office Bldg., St. Paul 55155,  
(612)296-4315.  
**E-mail:** Rep.Barbara.Sykora@House.Leg.State.MN.US

**Committees:** Education; Housing; International Trade &  
Economic Development.

**Biography:** Legislator. Education: College of St. Catherine  
(B.A., education); member: Twin West Chamber of Commerce;  
husband: Bob, four children.

**Elected:** 1994.



Senator District 44  
**Ted A. Mondale**  
(Democratic-Farmer-Labor)

**Home:** 3800 France Ave.S., St. Louis Park 55416,  
(612)920-7329.  
**Capitol:** 226 State Capitol, St. Paul 55155, (612)297-8065.  
**E-mail:** TEDM@Lakes.Senate.Leg.State.MN.US

**Committees:** Environment & Natural Resources; Gaming  
Regulation; Metropolitan & Local Government; Taxes & Tax  
Laws.

**Biography:** Vice president, public programs, United HealthCare  
Corporation. Born: October 12, 1957. Education: University  
of Minnesota (B.A.), William Mitchell College of Law (J.D.);  
wife: Pam, three children.

**Elected:** 1990, 1992.



Representative District 44A  
**Steve Kelley**  
(Democratic-Farmer-Labor)

**Home:** 121 Blake Rd. S., Hopkins 55343, (612)933-4107.  
**Capitol:** 417 State Office Bldg., St. Paul 55155,  
(612)296-3964.  
**E-mail:** Rep.Steve.Kelley@House.Leg.State.MN.US

**Committees:** Education; Local Government & Metropolitan  
Affairs; Regulated Industries & Energy.

**Biography:** Lawyer. Born: January 8, 1953. Education:  
Williams College (B.A., political economy), Columbia Uni-  
versity Law School (J.D.); wife: Sophie, two children.

**Elected:** 1992, 1994.



Representative District 44B  
**Jim Rhodes**  
(Independent-Republican)

**Home:** 3408 Rhode Island Ave. S., St. Louis Park 55426,  
(612)933-1325.  
**Capitol:** 309 State Office Bldg., St. Paul 55155,  
(612)296-9889.  
**E-mail:** Rep.Jim.Rhodes@House.Leg.State.MN.US

**Committees:** Capital Investment; General Legislation,  
Veterans Affairs & Elections; Judiciary; Transportation &  
Transit.

**Biography:** Retail general manager. Born: April 9, 1942.  
Education: University of Minnesota (A.A., general); wife:  
Judy, two children.

**Elected:** January 12, 1993, 1994.



Senator District 45  
**Martha R. Robertson**  
(Independent-Republican)

**Home:** 2000 Indian Rd. W., Minnetonka 55305,  
(612)545-3715.  
**Capitol:** 125 State Office Bldg., St. Paul 55155,  
(612)296-4314.

**Committees:** Education; Family Services; Judiciary;  
Metropolitan & Local Government.

**Biography:** Former General Mills executive. Born: September 14, 1952. Education: Franklin & Marshall College (B.A.), University of Pennsylvania, Wharton School (M.B.A.); husband: T.L. (Robbie); one child.

**Elected:** 1992.



Representative District 45A  
**Ron Abrams**  
(Independent-Republican)

**Home:** 2211 Austrian Pine Ln., Minnetonka 55305,  
(612)546-5356.

**Capitol:** 209 State Office Bldg., St. Paul 55155,  
(612)296-9934.

**E-mail:** Rep.Ron.Abrams@House.Leg.State.MN.US

**Assistant Minority Leader**

**Committees:** Financial Institutions & Insurance; Rules & Legislative Administration; Taxes; Ways & Means.

**Biography:** Attorney. Born: April, 1952. Education: University of Minnesota (B.A., interdepartmental major), Harvard (J.D.); wife: Joanne, two children.

**Elected:** 1988, 1990, 1992, 1994.



Representative District 45B  
**Peggy Leppik**  
(Independent-Republican)

**Home:** 7500 Western Ave., Golden Valley 55427-4849,  
(612)546-3328.

**Capitol:** 393 State Office Bldg., St. Paul 55155,  
(612)296-7026.

**E-mail:** Rep.Peggy.Leppik@House.Leg.State.MN.US

**Committees:** Education; Environment & Natural Resources.

**Biography:** Legislator. Born: June, 1943. Education: Smith College (B.A., sociology), University of Pennsylvania (graduate work); member: League of Women Voters, Optimists International, Rotary (honorary), Nature Conservancy; husband: Ilo, three children.

**Elected:** 1990, 1992, 1994.



Senator District 46  
**Ember Reichgott Junge**  
(Democratic-Farmer-Labor)

**Home:** 7701 48th Ave. N., New Hope 55428, (612)535-5065.  
**Capitol:** 205 State Capitol, St. Paul 55155, (612)296-2889.

**Assistant Majority Leader**

**Committees:** Education; Ethics and Campaign Reform; Judiciary; Rules and Administration; Taxes and Tax Laws.

**Biography:** Attorney. Born: August 22, 1953. Education: St. Olaf College (B.A.), Duke University School of Law (J.D., 1977); St. Thomas University (M.B.A., 1991); husband; Michael Junge.

**Elected:** 1982, 1986, 1990, 1992.



Representative District 46A  
**Ann H. Rest**  
(Democratic-Farmer-Labor)

**Home:** 3515 Hillsboro Ave. N., New Hope, (612)545-8057.  
**Capitol:** 443 State Office Bldg., St. Paul 55155, (612)296-4176.

**E-mail:** Rep.Ann.Rest@House.Leg.State.MN.US

**Committees:** Chair, Taxes; Rules & Legislative Administration; Ways & Means.

**Biography:** CPA. Born April 24, 1942. Education: Northwestern University (B.A., Latin & Greek), University of Chicago (M.A., Latin & Greek), Harvard University (M.A.T., English), University of Minnesota (M.B.T., taxation), Harvard University (M.P.A.).

**Elected:** 1984, 1986, 1988, 1990, 1992, 1994.



Representative District 46B  
**Lyndon R. Carlson**  
(Democratic-Farmer-Labor)

**Home:** 8216 35th Ave. N., Crystal 55427, (612)541-0525.  
**Capitol:** 379 State Office Bldg., St. Paul 55155, (612)296-4255.

**E-mail:** Rep.Lyndon.Carlson@House.Leg.State.MN.US

**Committees:** Chair, Education; Capital Investment; Financial Institutions & Insurance; Ways & Means.

**Biography:** Teacher. Born: April, 1940. Education: Mankato State University (B.S., social studies, graduate work), St. Thomas College (graduate work); wife: Carole, three children.

**Elected:** 1972, 1974, 1976, 1978, 1980, 1982, 1984, 1986, 1988, 1990, 1992, 1994.



Senator District 47  
**Don Kramer**  
(Independent-Republican)

**Home:** 7215 Fremont Ave. N., Brooklyn Center 55430, (612)560-3104.  
**Capitol:** 131 State Capitol, St. Paul 55155, (612)296-8869.

**Committees:** Family Services; Governmental Operations and Veterans; Health Care.

**Biography:** Small business owner. Born: December 10, 1940. Education: St. John's University (B.A.), University of North Dakota (M.S.T); wife: Sylvia, six children.

**Elected:** December 29, 1994.



Representative District 47A  
**Darlene Luther**  
(Democratic-Farmer-Labor)

**Home:** 6809 Shingle Creek Dr., Brooklyn Park 55445, (612)560-7188.  
**Capitol:** 525 State Office Bldg., St. Paul 55155, (612)296-3751.  
**E-mail:** Rep.Darlene.Luther@House.Leg.State.MN.US

**Committees:** Commerce & Consumer Affairs; Judiciary; Judiciary Finance; Ways & Means.

**Biography:** Business consultant/Homemaker. Born: August 17, 1947. Education: University of St. Thomas (B.A., business administration); member: St. Alphonsus, past board member of CEAP, executive board member of the 1991 International Special Olympics; husband: Bill Luther, two children.

**Elected:** 1992, 1994.



Representative District 47B  
**Phil Carruthers**  
(Democratic-Farmer-Labor)

**Home:** 7109 Unity Ave. N., Brooklyn Center 55429, (612)560-5515.  
**Capitol:** 459 State Office Bldg., St. Paul 55155, (612)296-3709.  
**E-mail:** Rep.Phil.Carruthers@House.Leg.State.MN.US

**Majority Leader**

**Committees:** Chair, Rules & Legislative Administration; Taxes; Ways & Means.

**Biography:** Prosecutor/Attorney. Born: December 8, 1953. Education: University of Minnesota (B.A., 1975, liberal arts; J.D., 1979); member: Brooklyn Center Chamber of Commerce, St. Alphonsus Church Board; North Hennepin Mediation Program; two children.

**Elected:** 1986, 1988, 1990, 1992, 1994.





Senator District 48  
**Don Betzold**  
(Democratic-Farmer-Labor)

**Home:** 6150 Briardale Crt., Fridley 55432,  
(612)571-0098.  
**Capitol:** G-24 State Office Building, St. Paul 55155,  
(612)296-2556.

**Committees:** Family Services; Health Care; Judiciary; Metro-  
politan & Local Government.

**Biography:** Attorney. Born: August 27, 1950. Education:  
University of Minnesota (B.A., journalism), Hamline Univer-  
sity (J.D.); Lieutenant Colonel, U.S. Army Reserves; wife:  
Leesa.

**Elected:** 1992.



Representative District 48A  
**Bill Haas**  
(Independent-Republican)

**Home:** 215 Lowell Rd., Champlin, (612)421-6153.  
**Capitol:** 201 State Office Bldg., St. Paul 55155,  
(612)296-5513.  
**E-mail:** Rep.Bill.Haas@House.Leg.State.MN.US

**Committees:** Environment & Natural Resources; Health  
& Human Services; Labor-Management Relations.

**Biography:** Employee benefits broker/Consultant. Born:  
June 25, 1949. Education: University of Minnesota (A.A.,  
math/biology); member: Minnesota Association Health  
Underwriters, Church of the Open Door; mayor of Champlin  
8 years; wife: Joenie, two children.

**Elected:** 1994.



Representative District 48B  
**Alice M. Johnson**  
(Democratic-Farmer-Labor)

**Home:** 801 Ballantyne Ln., Spring Lake Park 55432,  
(612)786-2025.  
**Capitol:** 539 State Office Bldg., St. Paul 55155,  
(612)296-5510.  
**E-mail:** Rep.Alice.Johnson@House.Leg.State.MN.US

**Committees:** Chair, K-12 Education Finance Division/Educ-  
ation; Labor-Management Relations.

**Biography:** Legislator/Homemaker. Born: April, 1941.  
Education: Minneapolis Community College (A.A.), Concordia  
College (B.A.); four children.

**Elected:** 1986, 1988, 1990, 1992, 1994.



Senator District 49  
**Gene Merriam**  
 (Democratic-Farmer-Labor)

**Home:** 10451 Avocet St., Coon Rapids 55433, (612)757-6926.  
**Capitol:** 122 State Capitol, St. Paul 55155, (612)296-4154.

**Committees:** Chair, Finance; Crime Prevention; Environment & Natural Resources; Rules & Administration.

**Biography:** C.P.A. Born: November 1, 1944, Minneapolis. Education: Benilde High School, University of Minnesota (B.S.); wife: Maureen, three children.

**Elected:** 1974, 1976, 1980, 1982, 1986, 1990, 1992.



Representative District 49A  
**Charlie Weaver**  
 (Independent-Republican)

**Home:** 440 Rice St., Anoka 55303, (612)421-3592.

**Capitol:** 261 State Office Bldg., St. Paul 55155, (612)296-1729.

**E-mail:** Rep.Charlie.Weaver@House.Leg.State.MN.US

**Assistant Minority Leader**

**Committees:** Education; Local Government and Metropolitan Affairs; Rules & Legislative Administration; Ways & Means.

**Biography:** Criminal prosecutor. Born: September, 1957. Education: University of Oregon (B.A., political science), University of Minnesota (J.D.); wife: Julie, two children.

**Elected:** 1988, 1990, 1992, 1994.



Representative District 49B  
**Eldon H. Warkentin**  
 (Independent-Republican)

**Home:** 456 108th Ln. NW, Coon Rapids 55448-4418, (612)757-1252.

**Capitol:** 253 State Office Bldg., St. Paul 55155, (612)296-4231.

**E-mail:** Rep.Eldon.Warkentin@house.Leg.State.MN.US

**Committees:** Capital Investment; Environment & Natural Resources; International Trade & Economic Development.

**Biography:** Licensed public accountant. Born: 3/16/33. Education: University of Minnesota; member: Minnesota Association of Public Accountants, National Society of Tax Professionals, Accreditation Council for Accountancy and Taxes, Coon Rapids Evangelical Free Church; wife: Esther, three children..

**Elected:** April 4, 1995.



Senator District 50  
**Paula E. Hanson**  
(Democratic-Farmer-Labor)

**Home:** 2428 Bunker Lake Blvd., Ham Lake 55304,  
(612)755-3533.  
**Capitol:** 328 State Capitol, St. Paul 55155, (612)296-3219.

**Committees:** Agriculture & Rural Development; Education;  
Transportation & Public Transit.

**Biography:** Born: January 21, 1949. Husband: Jim, three children.

**Elected:** 1992.



Representative District 50A  
**Tom Hackbarth**  
(Independent-Republican)

**Home:** 19255 Eidelweiss St. N.W., Cedar 55011  
(612)753-3215.  
**Capitol:** 313 State Office Bldg., St. Paul 55155,  
(612)296-2439.  
**E-mail:** Rep.Tom.Hackbarth@House.Leg.State.MN.US

**Committees:** Environment & Natural Resources; Environ-  
ment & Natural Resources Finance; International Trade &  
Economic Development.

**Biography:** Automotive parts. Born: December 28, 1951.  
Education: North Hennepin Community College; member:  
St. Patrick's Catholic Church, Cedar; wife: Mary, three children.

**Elected:** 1994.



Representative District 50B  
**Teresa Lynch**  
(Independent-Republican)

**Home:** 3372 S. Coon Creek Dr., Andover 55304,  
(612)421-3522.  
**Capitol:** 295 State Office Bldg., St. Paul 55155,  
(612)296-5369, V/TDD: (612)296-5369.  
**E-mail:** Rep.Teresa.Lynch@House.Leg.State.MN.US

**Committees:** Commerce, Tourism & Consumer Affairs;  
Environment & Natural Resources Finance; Judiciary; Rules &  
Legislative Administration.

**Biography:** Homemaker/Sign language interpreter. Education:  
St. Paul Technical College (interpreter), Metro State University;  
husband: David, four children.

**Elected:** 1988, 1990, 1992, 1994.



Senator District 51  
**Jane Krentz**  
(Democratic-Farmer-Labor)

**Home:** 14177 Paris Ave. N., Stillwater 55082, (612)430-2983.  
**Capitol:** 235 State Capitol, St. Paul 55155, (612)296-7061.

**Committees:** Education; Family Services; Judiciary; Transportation & Public Transit.

**Biography:** Elementary teacher (on leave of absence). Born: December 24, 1952. Education: Hamline University (B.A.), University of Minnesota (graduate work); three children.

**Elected:** 1992.



Representative District 51A  
**Mike Delmont**  
(Democratic-Farmer-Labor)

**Home:** 9561 Griggs Ave., Lexington 55014, (612)784-1359.  
**Capitol:** 575 State Office Bldg., St. Paul 55155, (612)296-4226.  
**E-mail:** Rep.Mike.Delmont@House.Leg.State.MN.US

**Committees:** Financial Institutions & Insurance; Health & Human Services; Regulated Industries & Energy; Rules & Legislative Administration.

**Biography:** State government. Born: May 19, 1940. Education: high school; wife: Virginia, five children.

**Elected:** 1992, 1994.



Representative District 51B  
**Doug Swenson**  
(Independent-Republican)

**Home:** 9429 Jewel Lane Court, Forest Lake 55025, (612)571-5268.

**Capitol:** 255 State Office Bldg., St. Paul 55155, (612) 296-4124.

**E-mail:** Rep.Doug.Swenson@House.Leg.State.MN.US

**Committees:** Commerce, Tourism & Consumer Affairs; Judiciary; Judiciary Finance.

**Biography:** Attorney. Born: August, 1945. Education: Gustavus Adolphus College (B.S., business administration), William Mitchell College of Law (J.D.); wife: Sandie, two children.

**Elected:** 1986, 1988, 1990, 1992, 1994.



Senator District 52  
**Steven G. Novak**  
(Democratic-Farmer-Labor)

**Home:** 747 Redwood Ln., New Brighton 55112,  
(612)636-7564.  
**Capitol:** 322 State Capitol, St. Paul 55155, (612)296-4334.

**Committees:** Chair, Jobs, Energy and Community Development; Environment and Natural Resources; Rules and Administration; Taxes and Tax Laws.

**Biography:** Legislator/Vice president for development, Ramsey Foundation. Born: May 26, 1949. Education: Hamline University (B.A., political science), UMD; wife: Julie, four children.

**Elected:** 1982, 1986, 1990, 1992.



Representative District 52A  
**Wayne Simoneau**  
(Democratic-Farmer-Labor)

**Home:** 465 57th Pl. NE, Fridley 55432, (612)571-5268.  
**Capitol:** 365 State Office Bldg., St. Paul 55155,  
(612)296-4331.  
**E-mail:** Rep.Wayne.Simoneau@House.Leg.State.MN.US

**Committees:** Chair, Financial Institutions & Insurance; Capital Investment; General Legislation, Veterans Affairs & Elections; International Trade & Economic Development.

**Biography:** Consultant. Born: January 17, 1935. Education: Dunwoody Institute; wife: Jane, six children.

**Elected:** 1974, 1976, 1978, 1980, 1982, 1984, 1986, 1988, 1990, 1992, 1994.



Representative District 52B  
**Richard Pellow**  
(Independent-Republican)

**Home:** 1471 18th St. N.W., New Brighton 55112  
(612)633-7052.  
**Capitol:** 233 State Office Bldg., St. Paul 55155,  
(612)296-0141.  
**E-mail:** Rep.Richard.Pellow@House.Leg.State.MN.US

**Committees:** Commerce, Tourism & Consumer Affairs; Environment & Natural Resources; Judiciary Finance.

**Biography:** Business owner. Education: vocational/technical; wife: Jean, five children.

**Elected:** 1988, 1990, 1994.



Senator District 53  
**Linda Runbeck**  
(Independent-Republican)

**Home:** 48 Golden Lake Rd. E., Circle Pines 55014,  
(612)784-8822.  
**Capitol:** 107 State Office Bldg., St. Paul 55155,  
(612)296-1253.

**Committees:** Governmental Operations and Veterans;  
Jobs, Energy and Community Development; Metropolitan  
and Local Government; Taxes and Tax Laws.

**Biography:** Small business owner. Born: June 11, 1946.  
Education: Bethel College (B.A.); Minnesota House of  
Representatives (February 4, 1989-1992); husband: Richard,  
one child.

**Elected:** 1992.



Representative District 53A  
**Phil Krinkie**  
(Independent-Republican)

**Home:** 1045 Lake Beach Dr., Shoreview 55126,  
(612)481-8355.  
**Capitol:** 303 State Office Bldg., St. Paul 55155,  
(612)296-2907.  
**E-mail:** Rep.Phil.Krinkie@House.Leg.State.MN.US

**Committees:** Local Government & Metropolitan Affairs;  
Taxes; Transportation & Transit; Ways & Means.

**Biography:** Small business owner. Born: February, 1950.  
Education: Coe College, Cedar Rapids, Iowa (B.A., urban  
studies); wife: Mary.

**Elected:** 1990, 1992, 1994.



Representative District 53B  
**Sherry Broecker**  
(Independent-Republican)

**Home:** 4558 Birch Ridge Rd., Vadnais Heights 55127,  
(612)429-8269.  
**Capitol:** 321 State Office Bldg., St. Paul 55155,  
(612)296-7153.  
**E-mail:** Rep.Sherry.Broecker@House.Leg.State.MN.US .

**Committees:** Judiciary Finance; Local Government &  
Metropolitan Affairs; Transportation & Transit.

**Biography:** Small business owner. Born: February 14,  
1951. Education: University of Minnesota (art education);  
youth leader, Grace Church, Roseville; husband: Jerry, three  
children.

**Elected:** 1994.



Senator District 54  
**John Marty**  
(Democratic-Farmer-Labor)

**Home:** 2478 Lydia Ave. W., Roseville 55113.  
**Capitol:** G-9 State Capitol, St. Paul 55155, (612)296-5645.

**Committees:** Chair, Ethics & Campaign Reform; Crime Prevention; Gaming Regulation; Rules & Administration; Taxes & Tax Laws.

**Biography:** Writer. Born: November 1, 1956. Education: St. Olaf College; wife: Connie, two children.

**Elected:** 1986, 1990, 1992.



Representative District 54A  
**Mary Jo McGuire**  
(Democratic-Farmer-Labor)

**Home:** 1529 W. Iowa Ave., Falcon Heights 55108,  
(612)644-1066.

**Capitol:** 567 State Office Bldg., St. Paul 55155,  
(612)296-4342.

**E-mail:** Rep.Mary Jo.McGuire@House.Leg.State.MN.US

**Committees:** Ethics (alternate); Judiciary; Judiciary Finance; Local Government & Metropolitan Affairs; Labor-Management Relations.

**Biography:** Legislator/Attorney. Born: July 29, 1956. Education: College of St. Catherine (B.A. business administration), Hamline University School of Law (J.D.).

**Elected:** 1988, 1990, 1992, 1994.



Representative District 54B  
**Mindy Greiling**  
(Democratic-Farmer-Labor)

**Home:** 2495 Marion St., Roseville 55113,  
(612)490-0013.

**Capitol:** 553 State Office Bldg., St. Paul 55155,  
(612)296-5387.

**E-mail:** Rep.Mindy.Greiling@House.Leg.State.MN.US

**Committees:** Education; Ethics; Governmental Operations; General Legislation, Veterans Affairs & Elections.

**Biography:** Legislator/Homemaker/Community volunteer. Born: February 28, 1948. Education: Gustavus Adolphus (B.A., education), University of Minnesota (M.A., education); member: League of Women Voters, Girl Scouts, PTA, Friends of the Library, Citizens League; husband: Roger, two children.

**Elected:** 1992, 1994.




Senator District 55  
**Kevin M. Chandler**  
 (Democratic-Farmer-Labor)

**Home:** 4567 Lake Ave. N., White Bear Lake 55110,  
 (612)653-1473.  
**Capitol:** 111 State Office Bldg., St. Paul 55155,  
 (612)296-9307.

**Committees:** Commerce & Consumer Protection; Environ-  
 ment & Natural Resources; Family Services; Jobs, Energy &  
 Community Development.

**Biography:** Attorney. Born: March 31, 1960. Education:  
 University of Minnesota (B.A.), The Catholic University of  
 America (J.D.).

**Elected:** 1992.



Representative District 55A  
**Harry Mares**  
 (Independent-Republican)

**Home:** 2592 Crown Hill Crt., White Bear Lake 55110,  
 (612)429-7189.  
**Capitol:** 239 State Office Bldg., St. Paul 55155,  
 (612)296-5363.  
**E-mail:** Rep.Harry.Mares@House.Leg.State.MN.US

**Committees:** Education; Financial Institutions & Insurance;  
 Governmental Operations.

**Biography:** Teacher. Born: December 21, 1938. Education:  
 Loras College, Dubuque, Iowa (B.A., political science),  
 Winona State University (M.S., education); member: mayor of  
 White Bear Lake; wife: Geri, seven children.

**Elected:** 1994.



Representative District 55B  
**Betty McCollum**  
 (Democratic-Farmer-Labor)

**Home:** 2668 4th Ave., N. St. Paul 55109, (612)770-5721.  
**Capitol:** 501 State Office Bldg., St. Paul 55155,  
 (612)296-1188.  
**E-mail:** Rep.Betty.McCollum@House.leg.State.MN.US

**Assistant Majority Leader**

**Committees:** Environment & Natural Resources; General  
 Legislation, Veterans Affairs & Elections; Health &  
 Human Services; Rules & Legislative Administration.

**Biography:** Retail. Born: July 12, 1954. Education:  
 College of St. Catherine (B.S., education); member: VFW  
 Women's Auxiliary #1350, Holy Redeemer Catholic Church;  
 husband: Douglas, two children.

**Elected:** 1992, 1994.





Senator District 56  
**Gary W. Laidig**  
(Independent-Republican)

**Home:** 855 Eagle Ridge Ln., Stillwater 55082, (612)439-2808.  
**Capitol:** 141 State Office Bldg., St. Paul 55155,  
(612)296-4351.

**Committees:** Crime Prevention; Environment & Natural Resources; Ethics & Campaign Reform; Finance; Rules & Administration.

**Biography:** Legislator. Born: August 15, 1948. Education: Morningside College, University of Wisconsin-River Falls; Minnesota House of Representatives (1973-80); wife: Paula, two children.

**Elected:** 1982, 1986, 1990, 1992.



Representative District 56A  
**Mark Holsten**  
(Independent-Republican)

**Home:** 7790 Minar Ln., Stillwater 55082, (612)430-2538.  
**Capitol:** 345 State Office Bldg., St. Paul 55155,  
(612)296-3018.

**E-mail:** Rep.Mark.Holsten@House.Leg.State.MN.US

**Committees:** Commerce, Tourism & Consumer Affairs; Environment & Natural Resources Finance; Regulated Industries & Energy.

**Biography:** Educator. Born: September 6, 1965. Education: University of Minnesota-Duluth (B.A., sociology), St. Thomas (licensure, teaching); wife: Lisa, one child.

**Elected:** 1992, 1994.



Representative District 56B  
**Peg Larsen**  
(Independent-Republican)

**Home:** 409 Quixote Ave. N., Lakeland 55043  
(612)436-5073.


**Capitol:** 311 State Office Bldg., St. Paul 55155,  
(612)296-4244.

**E-mail:** Rep.Peg.Larsen@House.Leg.State.MN.US

**Committees:** Environment & Natural Resources Finance; International Trade & Economic Development; Local Government & Metropolitan Affairs.

**Biography:** Educational assistant special needs. Born: August 10, 1949. Education: University of Slippery Rock, Slippery Rock, Pennsylvania (B.A., sociology); member: St. Francis Church, Adult D.A.R.E.; Girl Scout community member; husband: Thomas, four children.

**Elected:** 1994.



Senator District 57  
**Leonard R. Price**  
(Democratic-Farmer-Labor)

**Home:** 6264 Applewood Rd., Woodbury 55125,  
(612)735-0397.  
**Capitol:** 235 State Capitol, St. Paul 55155, (612)297-8060.

**Committees:** Commerce and Consumer Protection; Education; Environment & Natural Resources; Taxes & Tax Laws.

**Biography:** Teacher. Born: September 21, 1942. Education: University of Wisconsin-River Falls (B.S., M.S.); Minnesota House of Representatives (1983-88); wife: Stephanie, three children.

**Elected:** 1990, 1992.



Representative District 57A  
**Walter E. Perl**  
(Democratic-Farmer-Labor)

**Home:** 6116 Linden Rd., Woodbury 55125, (612)739-1365.  
**Capitol:** 473 State Office Bldg., St. Paul 55155,  
(612)296-7807.  
**E-mail:** Rep.Walter.Perl@House.Leg.State.MN.US

**Committees:** Commerce & Consumer Affairs; Governmental Operations; Labor-Management Relations.

**Biography:** Retired. Education: Hamline University (B.A., sociology); member: King of Kings Lutheran Church, Woodbury Lions Club, Woodbury Ambulance Council, life member, Arrowhead Peace Officers Association; wife: Dodie, two children.

**Elected:** 1992, 1994.



Representative District 57B  
**Sharon Marko**  
(Democratic-Farmer-Labor)

**Home:** 121 10th St., Newport 55055, (612)459-7757.  
**Capitol:** 507 State Office Bldg., St. Paul 55155,  
(612)296-3135.  
**E-mail:** Rep.Sharon.Marko@House.Leg.State.MN.US

**Committees:** Health & Human Services; Transportation & Transit.

**Biography:** Communications consultant. Born: March 2, 1953. Education: Indiana University (B.S., communications), University of Minnesota (graduate work).

**Elected:** 1994.



Senator District 58  
**Carl W. Kroening**  
(Democratic-Farmer-Labor)

**Home:** 4329 Webber Parkway, Minneapolis 55412,  
(612)522-5624.  
**Capitol:** 124 State Capitol, St. Paul 55155, (612)296-4302.

**Committees:** Chair, Jobs, Energy & Community Development  
Finance Division/Jobs, Energy & Community Development;  
Commerce & Consumer Protection; Finance.

**Biography:** Legislator. Born: April 19, 1928. Education:  
University of Minnesota (B.A., M.A.); Minnesota House of  
Representatives (1975-78); six children.

**Elected:** 1980, 1982, 1986, 1990, 1992.



Representative District 58A  
**James I. Rice**  
(Democratic-Farmer-Labor)

**Home:** 2220 Vincent Ave. N., Minneapolis 55411,  
(612)529-1983.

**Capitol:** 381 State Office Bldg., St. Paul 55155,  
(612)296-4262.

**E-mail:** Rep.James.Rice@House.Leg.State.MN.US

**Committees:** Chair, Economic Development, Infrastructure &  
Regulation Finance; Commerce, Tourism & Consumer Affairs;  
Ways & Means.

**Biography:** Financial writer. Born: October, 1925. Education:  
University of Minnesota (SLA); combat infantryman (WWII);  
Executive Secretary to Governor Karl F. Rolvaag (1963-67);  
Hennepin County Park Reserve (1967-71); wife: Jill, eight  
children.

**Elected:** 1970, 1972, 1974, 1976, 1978, 1980, 1982, 1984,  
1986, 1988, 1990, 1992, 1994.



Representative District 58B  
**Richard H. Jefferson**  
(Democratic-Farmer-Labor)

**Home:** 1314 Washburn Ave. N., Minneapolis 55411,  
(612)529-0278.


**Capitol:** 577 State Office Bldg., St. Paul 55155,  
(612)296-8659.

**E-mail:** Rep.Richard.Jefferson@House.Leg.State.MN.US

**Committees:** Chair, Elections Division/General Legislation,  
Veterans Affairs & Elections; Governmental Operations;  
International Trade & Economic Development.

**Biography:** Legislator/Retired chemist. Born: January,  
1931. Education: Xavier University, New Orleans, LA  
(B.S., chemistry); wife: Mary, five children.

**Elected:** 1986, 1988, 1990, 1992, 1994.



Senator District 59  
**Lawrence J. Pogemiller**  
 (Democratic-Farmer-Labor)

**Home:** 201 University Ave. NE, Minneapolis 55413,  
 (612)378-1006.

**Capitol:** 235 State Capitol, St. Paul 55155,  
 (612)296-7809.

**Committees:** Chair, Education Funding Division/Education;  
 Ethics & Campaign Reform; Governmental Operations &  
 Reform; Rules & Administration; Taxes & Tax Laws.

**Biography:** Systems project analyst. Born: September, 1951,  
 lifelong resident of Northeast Minneapolis. Education:  
 Harvard (Masters of Public Administration); University of  
 Minnesota (B.S., transportation/engineering, graduate school  
 of economics); Minnesota House of Representatives (1981-82);  
 single.

**Elected:** 1982, 1986, 1990, 1992.



Representative District 59A  
**John J. Sarna**  
 (Democratic-Farmer-Labor)

**Home:** 2837 Ulysses St. NE, Minneapolis 55418,  
 (612)781-2482.

**Capitol:** 563 State Office Bldg., St. Paul 55155,  
 (612)296-4219.

**E-mail:** Rep.John.Sarna@House.Leg.State.MN.US

**Committees:** Chair, Commerce, Tourism & Consumer Af-  
 fairs; Agriculture; Environment & Natural Resources Finance;  
 Rules & Legislative Administration.

**Biography:** Labor Official. Wife: Ann, two children.

**Elected:** 1972, 1974, 1976, 1978, 1980, 1982, 1984, 1986, 1988,  
 1990, 1992, 1994.



Representative District 59B  
**Phyllis Kahn**  
 (Democratic-Farmer-Labor)

**Home:** 115 W. Island Ave., Minneapolis 55401-1509,  
 (612)378-2591.

**Capitol:** 367 State Office Bldg., St. Paul 55155,  
 (612)296-4257.

**E-mail:** Rep.Phyllis.Kahn@House.Leg.State.MN.US

**Committees:** Chair, Governmental Operations; Ways &  
 Means.

**Biography:** Legislator. Born: March, 1937. Education:  
 Cornell University (B.A., physics), Yale (Ph.D., biophysics),  
 Harvard (M.P.A., public administration); husband: Donald,  
 two children.

**Elected:** 1972, 1974, 1976, 1978, 1980, 1982, 1984, 1986,  
 1988, 1990, 1992, 1994.



Senator District 60  
**Allan H. Spear**  
(Democratic-Farmer-Labor)

**Home:** 2429 Colfax Ave. S., Minneapolis 55405,  
(612)377-1735.  
**Capitol:** G-27 State Capitol, St. Paul 55155, (612)296-4191.

**President of the Senate**

**Committees:** Chair, Crime Prevention; Finance;  
Gaming Regulation; Judiciary; Rules &  
Administration.

**Biography:** Associate professor of history. Born: June 24,  
1937. Education: Oberlin College (B.A.), Yale University  
(M.A., Ph.D.).

**Elected:** 1972, 1976, 1980, 1982, 1986, 1990, 1992.



Representative District 60A  
**Dee Long**  
(Democratic-Farmer-Labor)

**Home:** 2409 Humboldt Ave. S., Minneapolis 55405,  
(612)274-1876.  
**Capitol:** 463 State Office Bldg., St. Paul 55155,  
(612)296-0171.  
**E-mail:** Rep.Dee.Long@House.Leg.State.MN.US

**Committees:** Chair, Local Government & Metropolitan  
Affairs; International Trade & Economic Development; Taxes.

**Biography:** Born: April, 1939. Education: University of  
Minnesota (B.A., Ph.D program, experimental psychology);  
husband: Nicholas, two children, (Cate & Nicholas.)

**Elected:** 1978, 1980, 1982, 1984, 1986, 1988, 1990, 1992, 1994.



Representative District 60B  
**Myron Orfield**  
(Democratic-Farmer-Labor)

**Home:** 4019 Sheridan Ave. S., Minneapolis 55410,  
(612)926-9205.  
**Capitol:** 521 State Office Bldg., St. Paul 55155,  
(612)296-9281.  
**E-mail:** Rep.Myron.Orfield@House.Leg.State.MN.US

**Committees:** Education; Environment & Natural Resources;  
General Legislation, Veterans Affairs & Elections; Local  
Government & Metropolitan Affairs.

**Biography:** Attorney/Law professor. Born: July, 1961.  
Education: University of Minnesota (B.A., history/political  
science), Princeton University (graduate student), University  
of Chicago (J.D.); wife: Jeanne Farrar.

**Elected:** 1990, 1992, 1994.



Senator District 61  
**Linda Berglin**  
(Democratic-Farmer-Labor)

**Home:** 4801 5th Ave. S., Minneapolis 55409,  
(612)822-0694.  
**Capitol:** G-9 State Capitol, St. Paul 55155, (612)296-4261.

**Committees:** Chair, Health Care; Family Services; Judiciary;  
Rules & Administration; Taxes & Tax Laws.

**Biography:** Legislator. Born: October 19, 1944. Education:  
Minneapolis College of Art & Design (B.F.A.); Minnesota  
House of Representatives (1973-80); husband: Glenn Sampson,  
one child.

**Elected:** 1980, 1982, 1986, 1990, 1992.



Representative District 61A  
**Karen Clark**  
(Democratic-Farmer-Labor)

**Home:** 2633 18th Ave. S., Minneapolis 55407,  
(612)722-7728.  
**Capitol:** 503 State Office Bldg., St. Paul 55155;  
(612)296-0294, **Fax:** (612)297-8128.  
**E-mail:** Rep.Karen.Clark@House.Leg.State.MN.US.

**Committees:** Chair, Housing; Capital Investment; Economic  
Development, Infrastructure & Regulation Finance.

**Biography:** Legislator. Born: July, 1945. Education: Col-  
lege of St. Teresa, Winona (B.S., nursing), JFK School of  
Government, Harvard University (graduate work); partner:  
Jacquelyn.

**Elected:** 1980, 1982, 1984, 1986, 1988, 1990, 1992, 1994.



Representative District 61B  
**Linda Wejman**  
(Democratic-Farmer-Labor)

**Home:** 3203 5th Ave. S., Minneapolis 55408-3248,  
(612)827-6917.  
**Capitol:** 431 State Office Bldg., St. Paul 55155,  
(612)296-7152.  
**E-mail:** Rep.Linda.Wejman@House.Leg.State.MN.US

**Committees:** Finance; Health & Human Services; Housing;  
Judiciary.

**Biography:** Consultant/Legislator. Born: December, 1939.  
Education: Iowa State University; husband: Jim.

**Elected:** 1990, 1992, 1994.



Senator District 62  
**Carol Flynn**  
(Democratic-Farmer-Labor)

**Home:** 4741 Elliot Ave. S., Minneapolis 55407,  
(612)827-2016.  
**Capitol:** G-29 State Capitol, St. Paul 55155, (612)296-4274.

**Majority Whip**

**Committees:** Chair, Judiciary; Metropolitan & Local Government; Rules & Administration; Taxes & Tax Laws; Transportation & Public Transit.

**Biography:** Born: August 7, 1933. Former member of Metropolitan Council and Metropolitan Waste Control Commission; husband: Richard L., two children, two grandchildren.

**Elected:** February 10, 1990, 1990, 1992.



Representative District 62A  
**Lee Greenfield**  
(Democratic-Farmer-Labor)

**Home:** 2308 32nd Ave. S., Minneapolis 55406,  
(612)724-7549.  
**Capitol:** 375 State Office Bldg., St. Paul 55155,  
(612)296-0173.  
**E-mail:** Rep.Lee.Greenfield@House.Leg.State.MN.US

**Committees:** Chair, Human Services Finance Division/Health & Human Services; Financial Institutions & Insurance; Housing.

**Biography:** Legislator. Born: July, 1941, Brooklyn, N.Y. Education: Purdue University (B.S., physics), University of Minnesota (Ph.D. program); member: state board, Americans for Democratic Action; chair, steering committee, Reforming States Group; DFL Feminist Caucus, The Seward Neighborhood Group; wife: Marcia.

**Elected:** 1978, 1980, 1982, 1984, 1986, 1988, 1990, 1992, 1994.



Representative District 62B  
**Wesley J. "Wes" Skoglund**  
(Democratic-Farmer-Labor)

**Home:** 4838 30th Ave. S., Minneapolis 55417, (612)721-1515.  
**Capitol:** 477 State Office Bldg., St. Paul 55155,  
(612)296-4330.  
**E-mail:** Rep.Wes.Skoglund@House.Leg.State.MN.US

**Committees:** Chair, Judiciary; Capital Investment; Housing; Judiciary Finance.

**Biography:** Businessman. Born: June, 1945. Education: University of Minnesota (B.A., psychology); former Hennepin county park commissioner; member: Childrens Home Society, Adoptive Families of America, Capitol Area Architectural Board, former member Minnesota National Guard, Minnesota Historical Society, Longfellow Home Restoration, volunteer for physically handicapped and developmentally delayed, American Legion, South Metro Airport Action Council; wife: Linda, two children.

**Elected:** 1974, 1976, 1980, 1982, 1984, 1986, 1988, 1990, 1992, 1994.



Senator District 63  
**Jane B. Ranum**  
(Democratic-Farmer-Labor)

**Home:** 5045 Aldrich Ave. S., Minneapolis 55419, (612)822-5081.  
**Capitol:** 325 State Capitol, St. Paul 55155, (612)297-8061.

**Committees:** Crime Prevention; Education; Finance; Transportation & Public Transit.

**Biography:** Criminal prosecutor-assistant Hennepin county attorney (on unpaid leave of absence). Born: August 21, 1947. Education: Hamline School of Law (J.D.); husband: Jim, one child.

**Elected:** 1990, 1992.



Representative District 63A  
**Jean Wagenius**  
(Democratic-Farmer-Labor)

**Home:** 4804 11th Ave. S., Minneapolis 55417, (612)822-3347.  
**Capitol:** 439 State Office Bldg., St. Paul 55155, (612)296-4200.  
**E-mail:** Rep.Jean.Wagenius@House.Leg.State.MN.US

**Committees:** Environment & Natural Resources; International Trade & Economic Development; Taxes; Transportation & Transit.

**Biography:** Legislator. Born: October, 1941. Education: George Washington University (B.A.), William Mitchell College of Law (J.D.); husband: Dwight, two children.

**Elected:** 1986, 1988, 1990, 1992, 1994.



Representative District 63B  
**Edwina Garcia**  
(Democratic-Farmer-Labor)

**Home:** 6732 18th Ave. S., Richfield 55423, (612)861-6140.  
**Capitol:** 411 State Office Bldg., St. Paul 55155, (612)296-5375.  
**E-mail:** Rep.Edwina.Garcia@House.Leg.MN.US

**Committees:** Economic Development, Infrastructure & Regulation Finance; Environment & Natural Resources; Local Government & Metropolitan Affairs.

**Biography:** Born: December, 1944. Education: University of Minnesota (B.A., political science); husband: Joe, one child, (Jill Bella.)

**Elected:** 1990, 1992, 1994.





Senator District 64  
**Richard J. Cohen**  
(Democratic-Farmer-Labor)

**Home:** 591 S. Cretin Ave., St. Paul 55116, (612)699-4476.  
**Capitol:** 317 State Capitol, St. Paul 55155, (612)296-5931.

**Committees:** Chair, Finance State Government Division/Finance; Crime Prevention; Ethics & Campaign Reform; Judiciary.

**Biography:** Attorney. Born: December 10, 1949. Education: Northwestern University (B.A.), William Mitchell College of Law (J.D.); Minnesota House of Representatives 1977-1978 and 1983-1986; member: Tyrone Guthrie Theatre Board; former member: Jewish Family Services Board, Merriam Park Community Center Board.

**Elected:** 1986, 1990, 1992.



Representative District 64A  
**Matt Entenza**  
(Democratic-Farmer-Labor)

**Home:** 1622 Hague St., St. Paul 55104, (612)647-1425.  
**Capitol:** 531 State Office Bldg., St. Paul 55155, (612)296-8799.  
**E-mail:** Rep.Matt.Entenza@House.Leg.State.MN.US

**Committees:** Commerce, Tourism & Consumer Affairs; Education; Judiciary.

**Biography:** Attorney. Born: October 4, 1961. Education: Macalester College (B.A., environmental studies), Oxford University, England (law), University of Minnesota Law School (J.D.); wife: Lois Quam, three children.

**Elected:** 1994.



Representative District 64B  
**Howard Orenstein**  
(Democratic-Farmer-Labor)

**Home:** 1726 Stanford Ave., St. Paul 55105, (612)699-4760.  
**Capitol:** 529 State Office Bldg., St. Paul 55155, (612)296-4199.  
**E-mail:** Rep.Howard.Orenstein@House.Leg.State.MN.US

**Committees:** Chair, Government Efficiency & Oversight Division/Ways & Means; Education; Ethics; Judiciary.

**Biography:** Attorney/Professor. Born: November, 1955. Education: Vanderbilt University (B.A., political science), Northwestern University (J.D.); wife: Barbara Frey, three children.

**Elected:** 1986, 1988, 1990, 1992, 1994.



Senator District 65  
**Sandra L. Pappas**  
 (Democratic-Farmer-Labor)

**Home:** 182 Prospect Blvd., St. Paul 55107, (612)227-6032.  
**Capitol:** G-27 State Capitol, St. Paul 55155, (612)296-1802.

**Committees:** Education; Metropolitan & Local Government; Taxes & Tax Laws; Transportation & Public Transit.

**Biography:** Legislator. Born: June 15, 1949. Education: Metropolitan State University (B.A.), JFK School of Government, Harvard University (M.P.A.); Minnesota House of Representatives (1985-90); husband: Neal Gosman, three children.

**Elected:** 1990, 1992.



Representative District 65A  
**Andy Dawkins**  
 (Democratic-Farmer-Labor)

**Home:** 788 Charles, St. Paul 55104, (612)224-6270.

**Capitol:** 371 State Office Bldg., St. Paul 55155, (612)296-5158.

**E-mail:** Rep.Andy.Dawkins@House.Leg.State.MN.US

**Committees:** Capital Investment; Housing; Judiciary; Taxes.

**Biography:** Attorney. Born: July, 1950. Education: Hamline University (B.A., history), Temple University (J.D.); member: Minnesota Commission on National Service, Minnesota Supreme Court Implementation Committee on Multicultural Diversity and Racial Fairness in the Courts, St. Paul Rehabilitation Center; single.

**Elected:** November 10, 1987; 1988, 1990, 1992, 1994.



Representative District 65B  
**Carlos Mariani**  
 (Democratic-Farmer-Labor)

**Home:** 232 W. Stevens St., St. Paul 55107-2735, (612)224-6647.

**Capitol:** 403 State Office Bldg., St. Paul 55155, (612)296-9714.

**E-mail:** Rep.Carlos.Mariani@House.Leg.State.MN.US

**Assistant Majority Leader**

**Committees:** Education; Housing; Judiciary; Local Government & Metropolitan Affairs; Transportation & Transit.

**Biography:** Program Director, MN Council of Churches. Born: July, 1957. Education: Macalester College (history major), University of Minnesota (graduate work); secretary, National Hispanic State Legislators, board member, COMPAS; wife: Maritza, three children.

**Elected:** 1990, 1992, 1994.



Senator District 66  
**Ellen R. Anderson**  
(Democratic-Farmer-Labor)

**Home:** 905 Lakeview Ave., St. Paul 55117, (612)488-7403.  
**Capitol:** G-27 State Capitol, St. Paul 55155, (612)296-5537.

**Committees:** Commerce & Consumer Protection; Crime Prevention; Environment & Natural Resources; Jobs, Energy & Community Development.

**Biography:** Attorney/College instructor Born: November 25, 1959. Education: Carleton College (B.A.), University of Minnesota (J.D., cum laude); single.

**Elected:** 1992.



Representative District 66A  
**Tom Osthoff**  
(Democratic-Farmer-Labor)

**Home:** 766 W. Maryland Ave., St. Paul 55117, (612)489-9596.  
**Capitol:** 585 State Office Bldg., St. Paul 55155, (612)296-4224, Fax: (612)297-5609.  
**E-mail:** Rep.Tom.Osthoff@House.Leg.State.MN.US

**Committees:** Chair, General Legislation, Veterans Affairs & Elections; Environment & Natural Resources Finance; Governmental Operations; Transportation & Transit.

**Biography:** Manager, department of local government. Education: University of Minnesota; wife: Sandra, one child.

**Elected:** 1974, 1976, 1978, 1980, 1982, 1984, 1986, 1988, 1990, 1992, 1994.



Representative District 66B  
**Alice Hausman**  
(Democratic-Farmer-Labor)

**Home:** 1447 Chelmsford St., St. Paul 55108, (612)646-6220.  
**Capitol:** 449 State Office Bldg., St. Paul 55155, (612)296-3824.  
**E-mail:** Rep.Alice.Hausman@House.Leg.State.MN.US

**Committees:** Environment & Natural Resources; International Trade & Economic Development; Regulated Industries & Energy.

**Biography:** Legislator. Born: July, 1942. Education: Concordia College, Seward, NE (B.S., education), Concordia College, River Forest, IL (M.A., education); husband; Robert, two children.

**Elected:** November 7, 1989, 1990, 1992, 1994.



Senator District 67  
**Randy C. Kelly**  
(Democratic-Farmer-Labor)

**Home:** 1630 David, St. Paul 55119, (612)772-1114.  
**Capitol:** 122 State Capitol, St. Paul 55155, (612)296-5285.

**Committees:** Crime Prevention; Finance; Jobs, Energy & Community Development.

**Biography:** Legislator. Born: August 2, 1950. Education: University of Minnesota (B.A., U.S. history); wife: Kathy, two children.

**Elected:** 1990, 1992.




Representative District 67A  
**Jim Farrell**  
(Democratic-Farmer-Labor)

**Home:** 1916 Nortonia Ave., St. Paul 55119, (612)731-8573.  
**Capitol:** 491 State Office Bldg., St. Paul 55155, (612)296-4277.  
**E-mail:** Rep.Jim.Farrell@House.Leg.State.MN.US

**Committees:** Commerce, Tourism & Consumer Affairs; Governmental Operations; Judiciary Finance.

**Biography:** Attorney. Born: March, 1960. Education: University of Minnesota (B.S., economics), William Mitchell College of Law (J.D.); wife: Donna Luzaich, two daughters, (Tessa and Jenna.)

**Elected:** 1990, 1992, 1994.



Representative District 67B  
**Steve Trimble**  
(Democratic-Farmer-Labor)

**Home:** 77 Maria Ave., St. Paul 55106, (612)774-2096.  
**Capitol:** 485 State Office Bldg., St. Paul 55155, (612)296-4201.  
**E-mail:** Rep.Steve.Trimble@House.Leg.State.MN.US

**Committees:** Chair, Regulated Industries & Energy; Capital Investment; Environment & Natural Resources; Environment & Natural Resources Finance; Housing; Rules & Legislative Administration.

**Biography:** Teacher. Born: December, 1942. Education: Southern Methodist University (B.A., history), University of Chicago (Ph.D. candidate, history); wife: Tracey Baker, two children.

**Elected:** 1986, 1988, 1990, 1992, 1994.

## ENACTMENT OF LEGISLATION

---

A bill for an act is an idea for a new law or an idea to change or abolish an existing law. Ideas follow ten steps on their way to becoming Minnesota laws:

- 1. The idea:** Anyone can propose an idea for a bill — an individual, a consumer group, corporation, professional association, a governmental unit, the governor — but most frequently ideas come from members of the legislature.
- 2. The chief author:** Each bill must have a legislator to introduce it. The chief author's name appears on the bill with the bill's file number as identification while it moves through the legislative process.
- 3. Other authors:** The chief author of a bill, under legislative rules, may select other authors, but no more than a total of five in the house and five in the senate. These authors' names also appear on the bill.
- 4. The revisor of statutes:** The revisor puts the idea into the proper legal form as a bill for introduction into the house of representatives or the senate, usually both. The revisor also updates Minnesota Statutes after the legislative session to include all new laws.
- 5. Introduction:** When introduced in the house a bill receives a house file number (H.F. 2312, for example); in the senate, a senate file number (S.F. 503, for example). These numbers indicate the bill's chronological order of introduction in each body.
- 6. Committee consideration:** Next the bill has its first reading (the Minnesota constitution requires three readings for all bills — on three separate days), and the presiding officer of the house or senate refers it to an appropriate standing committee.

All committee meetings are open to the public. A committee may:

- recommend passage of a bill in its original form.
- recommend passage after amendment by the committee.
- make no recommendation, in which case a bill may die when the session ends.
- refer a bill to another committee (one requiring funds to the finance committee, for example).

After acting on a bill, the committee sends a report to the house or senate, stating its actions and recommendations.

**7. General orders:** After adoption of the committee report in the house and senate, the bill has its second reading and goes onto "general orders of the day". Acting as a committee of the whole legislators discuss bills on general orders. They may debate the issues, adopt amendments, present arguments on the bills, and they may vote to recommend:

- that a bill "do pass".
- that a bill not pass.
- postponement.
- further committee action.

**8. The calendar:** The calendar is a list of bills the committee of the whole recommends to pass. At this point a bill has its third reading. Amendments to the bill must have the unanimous consent of the entire body and legislators vote on it for the final time.

By committee recommendation, bills of a noncontroversial nature can by-pass general orders and go directly onto a "consent calendar", usually passing without debate.

Every bill requires a majority vote of the full membership of the house and senate to pass. Voice votes may be used in house and senate votes until the bill is being voted on in final passage. That final vote and vote on any amendments are roll call or recorded votes.

**9. Conference committee:** When the house and the senate both pass the same version of a bill, that bill goes to the governor for his approval or disapproval. If the house and senate do not agree, a conference committee, including members of both houses, meets to reach an agreement. If both bodies then pass the bill in compromise form, it goes to the governor.

**10. The governor:** When a bill arrives, the governor may:

- sign it and the bill becomes law.
- veto it (return it with a "veto message" stating objections) to the body where it originated.

- pocket veto the bill (after final adjournment of the legislature).
- exercise the right to line veto portions of the appropriations bills.

If the governor does not sign or veto a bill within three days after receiving it, while the legislature is in session, the bill becomes a law.

## LEGISLATIVE COMMITTEES

---

### STANDING COMMITTEES OF THE SENATE

#### Agriculture and Rural Development (11)

Bertram, chair (D)	Dille (R)	Murphy (D)	Stevens (R)
Hanson, vice-chair (D)	Lesewski (R)	Sams (D)	Vickerman (D)
Berg (D)	Morse (D)	Scheevel (R)	

#### Commerce and Consumer Protection (15)

Solon, chair (D)	Chandler (D)	Johnston (R)	Metzen (D)
Wiener, vice-chair (D)	Day (R)	Kroening (D)	Oliver (R)
Anderson (D)	Hottinger (D)	Larson (R)	Samuelson (D)
Belanger (R)	Janezich (D)	Limmer (R)	

#### Crime Prevention (13)

Spear, chair (D)	Cohen (D)	Laidig (R)	Merriam (D)
Anderson, vice-chair (D)	Kelly (D)	Limmer (R)	Neuville (R)
Beckman (D)	Knutson (R)	Marty (D)	Ranum (D)
Belanger (R)			

**Crime Prevention Finance Division:** Beckman, chair; Cohen; Kelly; Knutson; Laidig; Merriam; Neuville; Ranum; Spear.

#### Education (23)

Pogemiller, co-chair (D)	Janezich (D)	Murphy (D)	Reichgott Junge (D)
Stumpf, co-chair (D)	Kleis (R)	Neuville (R)	Robertson (R)
Krentz, vice-chair (D)	Knutson (R)	Olson (R)	Scheevel (R)
Price, vice-chair (D)	Langseth (D)	Ourada (R)	Solon (D)
Beckman (D)	Larson (R)	Pappas (D)	Wiener (D)
Hanson (D)	Moe, R.D. (D)	Ranum (D)	

**Education Funding Division:** Pogemiller, chair; Krentz, vice-chair; Beckman; Hanson; Janezich; Knutson; Langseth; Larson; Olson; Pappas; Ranum; Reichgott Junge; Robertson; Scheevel; Stumpf.

**Higher Education Division:** Stumpf, chair; Price, vice-chair; Kleis; Larson; Moe, R.D.; Murphy; Neuville; Ourada; Pogemiller; Solon; Wiener.

#### Environment and Natural Resources (19)

Lessard, chair (D)	Finn (D)	Merriam (D)	Pariseau (R)
Chandler, vice-chair (D)	Frederickson (R)	Mondale (D)	Price (D)
Anderson (D)	Johnson, J.B. (D)	Morse (D)	Riveness (D)
Berg (D)	Laidig (R)	Novak (D)	Stevens (R)
Dille (R)	Lesewski (R)	Olson (R)	

**Environment and Natural Resources Finance Division:** Morse, chair; Berg; Finn; Frederickson; Johnson, J.B.; Laidig; Lessard; Merriam; Olson; Pariseau; Price; Riveness.

#### Ethics and Campaign Reform (11)

Marty, chair (D)	Day (R)	Laidig (R)	Pogemiller (D)
Reichgott Junge, vice-chair (D)	Johnson, D.E. (R)	Moe, R.D. (D)	Sams (D)
Cohen (D)	Johnson, D.J. (D)	Pariseau (R)	

#### Family Services (14)

Piper, chair (D)	Johnson, J.B. (D)	Ourada (R)	Solon (D)
Betzold, vice-chair (D)	Kiscaden (R)	Riveness (D)	Stevens (R)
Berglin (D)	Kramer (R)	Robertson (R)	
Chandler (D)	Krentz (D)	Samuelson (D)	

#### Finance (21)

Merriam, chair (D)	Johnson, J.B. (D)	Larson (R)	Riveness (D)
Kelly, vice-chair (D)	Johnston (R)	Morse (D)	Samuelson (D)
Beckman (D)	Kroening (D)	Neuville (R)	Spear (D)
Cohen (D)	Laidig (R)	Piper (D)	Stumpf (D)
Frederickson (R)	Langseth (D)	Ranum (D)	Terwilliger (R)
Johnson, D.E. (R)			

## CHAPTER 2 LEGISLATIVE BRANCH

**Finance State Government Division:** Cohen, chair; Riveness, vice-chair; Frederickson; Johnston; Kelly; Kroening; Langseth; Merriam; Morse; Neuville; Piper; Terwilliger.

### Gaming Regulation (9)

Berg, chair (D)	Lessard (D)	Neuville (R)
Janezich, vice-chair (D)	Marty (D)	Scheevel (R)
Johnson, D.E. (R)	Mondale (D)	Spear (D)

### Governmental Operations and Veterans (14)

Metzen, chair (D)	Hottinger (D)	Pogemiller (D)	Stumpf (D)
Riveness, vice-chair (D)	Kleis (R)	Runbeck (R)	Terwilliger (R)
Beckman (D)	Kramer (R)	Stevens (R)	Wiener (D)
Bertram (D)	Morse (D)		

### Health Care (11)

Berglin, chair (D)	Finn (D)	Oliver (R)	Terwilliger (R)
Sams, vice-chair (D)	Kiscaden (R)	Piper (D)	Vickerman (D)
Betzold (D)	Kramer (R)	Samuelson (D)	

**Health Care and Family Services Finance Division:** Samuelson, chair; Berglin; Betzold; Kiscaden; Kramer; Piper; Riveness; Sams; Solon; Stevens; Terwilliger; Vickerman.

### Jobs, Energy and Community Development (14)

Novak, chair (D)	Chmielewski (D)	Kelly (D)	Limmer (R)
Johnson, J.B., vice-chair (D)	Dille (R)	Kroening (D)	Metzen (D)
Anderson (D)	Frederickson (R)	Lesewski (R)	Runbeck (R)
Chandler (D)	Johnson, D.J. (D)		

**Jobs, Energy and Community Development Finance Division:** Kroening, chair; Anderson; Chandler; Chmielewski; Dille; Frederickson; Johnson, J.B.; Lesewski; Limmer; Metzen; Novak.

### Judiciary (12)

Flynn, chair (D)	Betzold (D)	Kleis (R)	Reichgott Junge (D)
Finn, vice-chair (D)	Cohen (D)	Knutson (R)	Robertson (R)
Berglin (D)	Kiscaden (R)	Krentz (D)	Spear (D)

### Metropolitan and Local Government (16)

Vickerman, chair (D)	Flynn (D)	Langseth (D)	Pariseau (R)
Mondale, vice-chair (D)	Hottinger (D)	Lessard (D)	Robertson (R)
Betzold (D)	Janezich (D)	Oliver (R)	Runbeck (R)
Day (R)	Johnston (R)	Pappas (D)	Wiener (D)

### Rules and Administration (28)

Moe, R.D., chair (D)	Flynn (D)	Lessard (D)	Piper (D)
Reichgott Junge, vice-chair (D)	Frederickson (R)	Marty (D)	Pogemiller (D)
Belanger (R)	Johnson, D.E. (R)	Merriam (D)	Solon (D)
Berg (D)	Johnson, D.J. (D)	Metzen (D)	Spear (D)
Berglin (D)	Knutson (R)	Neuville (R)	Stumpf (D)
Bertram (D)	Laidig (R)	Novak (D)	Terwilliger (R)
Chmielewski (D)	Larson (R)	Olson (R)	Vickerman (D)

### Taxes and Tax Laws (21)

Johnson, D.J., chair (D)	Dille (R)	Murphy (D)	Pogemiller (D)
Pappas, vice-chair (D)	Flynn (D)	Novak (D)	Price (D)
Belanger (R)	Hottinger (D)	Oliver (R)	Reichgott Junge (D)
Berglin (D)	Marty (D)	Olson (R)	Runbeck (R)
Bertram (D)	Mondale (D)	Pariseau (R)	Sams (D)
Day (R)			

### Transportation and Public Transit (14)

Chmielewski, chair (D)	Flynn (D)	Langseth (D)	Ourada (R)
Ranum, vice-chair (D)	Hanson (D)	Lesewski (R)	Pappas (D)
Belanger (R)	Johnston (R)	Murphy (D)	Vickerman (D)
Day (R)	Krentz (D)		

**Transportation and Public Transit Finance Division:** Langseth, chair; Belanger; Chmielewski; Day; Flynn; Hanson; Johnston; Vickerman.

## STANDING COMMITTEES OF THE HOUSE

### Agriculture (18)

Wenzel, chair (D)	Finseth (R)	Kraus (R)	Sarna (D)
Peterson, vice-chair (D)	Harder (R)	Lourey (D)	Schumacher (D)

Cooper (D)	Hugoson (R)	Molnau (R)	Swenson, H. (R)
Dauner (D)	Jaros (D)	Otremba (D)	Winter (D)
Davids (R)	Koppendrayner (R)		

**Capital Investment (19)**

Kalis, chair (D)	Clark (D)	McElroy (R)	Skoglund (D)
Trimble, vice-chair (D)	Davids (R)	Ostrom (D)	Solberg (D)
Bishop (R)	Dempsey (R)	Rhodes (R)	Van Dellen (R)
Brown (D)	Knoblach (R)	Simoneau (D)	Warkentin (R)
Carlson (D)	Lieder (D)		

**Claims (6)**

Senators	Representatives
Kelly, Co-chair (D)	Olson, E., Co-chair (D)
Johnson, J. (D)	Dauner (D)
Johnston, T. (R)	Ozment (R)

**Commerce, Tourism & Consumer Affairs (28)**

Sarna, chair (D)	Goodno (R)	Lynch (R)	Peterson (D)
Hasskamp, vice-chair (D)	Holsten (R)	Milbert (D)	Pugh (D)
Bradley (R)	Jennings (D)	Mulder (R)	Rice (D)
Daggett (R)	Kelso (D)	Murphy (D)	Smith (R)
Entenza (D)	Kinkel (D)	Ness (R)	Swenson, D. (R)
Erhardt (R)	Kraus (R)	Pellow (R)	Swenson, H. (R)
Farrell (D)	Luther (D)	Perlt (D)	Tunheim (D)

**Business Regulation Division:** Jennings, chair; Entenza, vice-chair; Farrell; Holsten; Luther; Milbert; Mulder; Ness; Pellow; Peterson; Rice; Sarna; Swenson, D.; Swenson, H.

**Economic Development, Infrastructure and Regulation Finance (14)**

Rice, chair (D)	Garcia (D)	Leighton (D)	Ozment (R)
Mahon, vice-chair (D)	Harder (R)	Lieder (D)	Wolf (R)
Clark (D)	Johnson, B. (D)	Molnau (R)	Workman (R)
Frerichs (R)	Kalis (D)		

**Transportation Finance Division:** Lieder, chair; Garcia, vice-chair; Clark; Frerichs; Harder; Kalis; Leighton; Molnau; Rice; Wolf.

**Education (33)**

Carlson, chair (D)	Kelley (D)	Ness (R)	Seagren (R)
Bertram, vice-chair (D)	Kelso (D)	Olson, M. (R)	Stanek (R)
Bettermann (R)	Kinkel (D)	Opatz (D)	Swenson, H. (R)
Dauner (D)	Koppendrayner (R)	Orenstein (D)	Sykora (R)
Dehler (R)	Kraus (R)	Orfield (D)	Tomassoni (D)
Dorn (D)	Leppik (R)	Paulsen (R)	Tuma (R)
Entenza (D)	Mares (R)	Pelowski (D)	Tunheim (D)
Greiling (D)	Mariani (D)	Schumacher (D)	Weaver (R)
Johnson, A. (D)			

**Higher Education Finance Division:** Kinkel, chair; Pelowski, vice-chair; Bettermann; Carlson; Dehler; Dorn; Orenstein; Paulson; Tuma.

**K-12 Education Finance Division:** Johnson, A., chair; Schumacher, vice-chair; Bertram; Carlson; Entenza; Greiling\*; Kalis \*\*; Koppendrayner; Mares; Mariani\*; Ness; Orfield; Seagren; Solberg \*\*; Tomassoni; Tunheim; Weaver.

**University of Minnesota Finance Division:** Kelso, chair; Opatz, vice-chair; Carlson; Kelley; Kraus; Leppik; Mariani; Stanek; Sykora.

**Environment and Natural Resources (24)**

Munger, chair (D)	Garcia (D)	Leppik (R)	Ozment (R)
Wagenius, vice-chair (D)	Haas (R)	Lindner (R)	Pellow (R)
Bakk (D)	Hackbarth (R)	McCullum (D)	Peterson (D)
Boudreau (R)	Hausman (D)	Milbert (D)	Trimble (D)
Dempsey (R)	Johnson, V. (R)	Orfield (D)	Tuma (R)
Finseth (R)	Leighton (D)	Otremba (D)	Warkentin (R)

**Environment and Natural Resources Finance (14)**

Brown, chair (D)	Holsten (R)	Munger (D)	Sarna (D)
Hausman, vice-chair (D)	Johnson, V. (R)	Osthoff (D)	Trimble (D)
Finseth (R)	Larsen (R)	Peterson (D)	Wenzel (D)
Hackbarth (R)	Lynch (R)		



## CHAPTER 2 LEGISLATIVE BRANCH

### Ethics (12)

Olson, E., chair (D)	Dauids (R)	Orenstein (D)	Workman (R)
Smith, vice-chair (R)	Greiling (D)	Pugh (D)	McGuire* (D)
Bettermann (R)	Mahon (D)	Van Engen (R)	Tompkins* (R)

\**Alternates*

### Financial Institutions and Insurance (18)

Simoneau, chair (D)	Dauids (R)	Huntley (D)	Ostrom (D)
Lourey, vice-chair (D)	Delmont (D)	Mares (R)	Paulsen (R)
Abrams (R)	Dorn (D)	Molnau (R)	Tomassoni (D)
Bertram (D)	Girard (R)	Onnen (R)	Worke (R)
Carlson (D)	Greenfield (D)		

### General Legislation, Veterans Affairs and Elections (18)

Osthoff, chair (D)	Dauids (R)	Munger (D)	Rhodes (R)
Opatz, vice-chair (D)	Greiling (D)	Orfield (D)	Rostberg (R)
Anderson, Bruce (R)	Jefferson (D)	Pawlenty (R)	Simoneau (D)
Boudreau (R)	Knight (R)	Pelowski (D)	Solberg (D)
Commers (R)	McCollum (D)		

**Elections Division:** Jefferson, chair; McCollum, vice-chair; Anderson, Bruce; Boudreau; Commers; Greiling; Osthoff; Pawlenty; Pelowski; Solberg.

### Governmental Operations (22)

Kahn, chair (D)	Farrell (D)	Knoblach (R)	Pawlenty (R)
Tomassoni, vice-chair (D)	Greiling (D)	Mares (R)	Perlt (D)
Anderson, Bruce (R)	Jefferson (D)	Olson, M. (R)	Pugh (D)
Dehler (R)	Johnson, B. (D)	Osskopp (R)	Rostberg (R)
Dempsey (R)	Kinkel (D)	Osthoff (D)	Rukavina (D)
Dorn (D)	Knight (R)		

**Gambling Division:** Dorn, chair; Perlt, vice-chair; Dehler; Kahn; Knoblach; Mares; Olson, M.; Pugh; Tomassoni.

**State Government Finance Division:** Rukavina, chair; Greiling, vice-chair; Anderson, Bruce; Farrell; Jefferson; Johnson, B.; Kahn; Knight; Knoblach; Osskopp; Osthoff; Pawlenty; Perlt; Rostberg.

### Health and Human Services (22)

Anderson, Bob, chair (D)	Greenfield (D)	Lourey (D)	Otremba (D)
Wejeman, vice-chair (D)	Haas (R)	Marko (D)	Tompkins (R)
Boudreau (R)	Hasskamp (D)	McCollum (D)	Van Engen (R)
Bradley (R)	Huntley (D)	Mulder (R)	Vickerman (R)
Cooper (D)	Jennings (D)	Onnen (R)	Worke (R)
Delmont (D)	Lindner (R)		

**Health and Human Services Finance Division:** Greenfield, chair; Otremba, vice-chair; Anderson, Bob; Boudreau; Delmont; Jennings; Lindner; Lourey; Marko; Mulder; Onnen; Tompkins; Vickerman; Wejeman.

**Minnesota Care Finance Division:** Cooper, chair; Huntley, vice-chair; Anderson, Bob; Bradley; Haas; Hasskamp; Lourey; McCollum; Van Engen; Worke.

### Housing (16)

Clark, chair (D)	Greenfield (D)	McElroy (R)	Sykora (R)
Mariani, vice-chair (D)	Harder (R)	Olson, M. (R)	Trimble (D)
Dauner (D)	Kinkel (D)	Seagren (R)	Tuma (R)
Dawkins (D)	Lindner	Skoglund (D)	Wejeman (D)

### International Trade & Economic Development (21)

Jaros, chair (D)	Jefferson (D)	Long (D)	Simoneau (D)
Hasskamp, vice-chair (D)	Johnson, A. (D)	Molnau (R)	Sykora (R)
Bakk (D)	Koppendrayner (R)	Osskopp (R)	Van Ellen (R)
Girard (R)	Larsen (R)	Pawlenty (R)	Wagenius (D)
Hackbarth (R)	Leighton (D)	Rukavina (D)	Warkentin (R)
Hausman (D)			

### Judiciary (20)

Skoglund, chair (D)	Entenza (D)	Murphy (D)	Smith (R)
Pugh, vice-chair (D)	Luther (D)	Orenstein (D)	Solberg (D)
Bishop (R)	Lynch (R)	Pelowski (D)	Stanek (R)
Brown (D)	Macklin (R)	Rhodes (R)	Swenson, D. (R)
Dawkins (D)	McGuire (D)	Seagren (R)	Van Engen (R)

### Judiciary Finance (14)

Murphy, chair (D)	Luther (D)	Pellow (R)	Smith (R)
Farrell, vice-chair (D)	Macklin (R)	Pugh (D)	Swenson, D. (R)

Bishop (R)	McGuire (D)	Skoglund (D)	Wejcman (D)
Broecker (R)	Olson, E. (D)		

**Labor-Management Relations (18)**

Johnson, B., chair (D)	Goodno (R)	Murphy (D)	Vickerman (R)
Leighton, vice-chair (D)	Haas (R)	Paulsen (R)	Wenzel (D)
Bakk (D)	Johnson, A. (D)	Perlt (D)	Wolf (R)
Bettermann (R)	Mahon (D)	Rukavina (D)	Worke (R)
Daggett (R)	McGuire (D)		

**Local Government and Metropolitan Affairs (22)**

Long, chair (D)	Johnson, V. (R)	Opatz (D)	Schumacher (D)
McGuire, vice-chair (D)	Kelley (D)	Orfield (D)	Tompkins (R)
Bertram (D)	Krinkie (R)	Osskopp (R)	Weaver (R)
Broecker (R)	Larsen (R)	Otremba (D)	Wenzel (D)
Finseth (R)	Mahon (D)	Rostberg (R)	Worke (R)
Garcia (D)	Mariani (D)		

**Regulated Industries and Energy (20)**

Trimble, chair (D)	Erhardt (R)	Kelso (D)	Ozment (R)
Kelley, vice-chair (D)	Hausman (D)	Mahon (D)	Tunheim (D)
Anderson, Bob (D)	Holsten (R)	Olson, E. (D)	Vickerman (R)
Delmont (D)	Huntley (D)	Olson, M. (R)	Wolf (R)
Dempsey (R)	Jennings (D)	Onnen (R)	Workman (R)

**Rules and Legislative Administration (17)**

Carruthers, chair (D)	Delmont (D)	Pawlenty (R)	Trimble (D)
Lynch, vice-chair (R)	Koppendrayner (R)	Rest (D)	Weaver (R)
Abrams (R)	McCullum (D)	Sarna (D)	Wenzel (D)
Anderson, I. (D)	Munger (D)	Sviggum (R)	Winter (D)
Bettermann (R)			

**Taxes (25)**

Rest, chair (D)	Daggett (R)	Jaros (D)	Olson, E. (D)
Dawkins, vice-chair (D)	Dauner (D)	Kelley (D)	Ostrom (D)
Abrams (R)	Erhardt (R)	Krinkie (R)	Sviggum (R)
Anderson, I. (D)	Girard (R)	Long (D)	Van Dellen (R)
Bakk (D)	Goodno (R)	Macklin (R)	Wagenius (D)
Carruthers (D)	Hugoson (R)	Milbert (D)	Winter (D)
Commers (R)			

**Property Tax & Tax Increment Financing (TIF) Division:** Winter, chair; Dauner, vice-chair; Abrams; Anderson, I.; Daggett; Girard; Goodno; Kelley; Long; Macklin; Olson, E.; Ostrom; Rest.

**Sales & Income Tax Division:** Milbert, chair; Bakk, vice-chair; Carruthers; Commers; Dawkins; Erhardt; Hugoson; Jaros; Krinkie; Rest; Sviggum; VanDellen; Wagenius.

**Transportation and Transit (22)**

Tunheim, chair (D)	Hugoson (R)	Mahon (D)	Schumacher (D)
Marko, vice-chair (D)	Kalis (D)	Mariani (D)	Tompkins (R)
Bradley (R)	Kelso (D)	McElroy (R)	Wagenius (D)
Broecker (R)	Knight (R)	Osthoff (D)	Winter (D)
Cooper (D)	Krinkie (R)	Rhodes (R)	Workman (R)
Frerichs (R)	Lieder (D)		

**Ways and Means (20)**

Solberg, chair (D)	Bishop (R)	Girard (R)	Ozment (R)
Luther, vice-chair (D)	Brown (D)	Kahn (D)	Rest (D)
Abrams (R)	Carlson (D)	Kalis (D)	Rice (D)
Anderson, B. (D)	Carruthers (D)	Krinkie (R)	Sviggum (R)
Anderson, I. (D)	Frerichs (R)	Orenstein (D)	Weaver (R)

**Government Efficiency & Oversight Division:** Orenstein, chair; Delmont, vice-chair; Abrams; Brown; Davids; Entenza; Girard; Krinkie; Marko; Opatz; Ozment; Rukavina; Solberg; Weaver.

## OFFICERS OF THE SENATE AND LEADERSHIP STAFF



**Secretary of the Senate:** Patrick E. Flahaven, St. Paul. Born Willmar; Sauk Centre H.S., College of St. Thomas (B.A., political science), Metropolitan State University (Master in management & administration); former congressional assistant and Assistant Secretary; married: Maureen McKenna, son: Sean; past president, American Society of Legislative Clerks and Secretaries; chair, Mason's Legislative Manual Revision Commission; past staff vice-president, National Conference of State Legislatures; Atlantic and Pacific Exchange Program. Elected 1973-96 sessions.



**First Assistant Secretary:** Janine Mattson, Eagan. Born Ulen; Concordia College Moorhead (B.A., business education); widow of Roger A. Mattson, three children; house of representatives employee (1957-61); secretary to minority leader (1969-71); second assistant secretary (1973-80); associate vice president, American Society of Legislative Clerks and Secretaries (1988-89). Elected 1981-96 sessions.



**Second Assistant Secretary:** Patrice M. Dworak, St. Paul. St. Agnes H.S., Metropolitan State University (B.A., personnel management); daughter: Leanna; senate employee since 1973; third assistant secretary (1977-80); member, American Society of Legislative Clerks and Secretaries since 1977. Elected 1981-96 sessions.



**Sergeant at Arms:** Sven K. Lindquist, Spring Lake Park. Born January 12, 1963. Clarissa H.S., Bemidji State University (B.A., public administration); senate employee since 1981; member: National Legislative Services and Security Association, American Society of Legislative Clerks and Secretaries. Elected 1986-96 sessions.



**Assistant Sergeant at Arms:** Ralph C. Graham, St. Paul. Born July 6, 1925. John Marshall H.S., business college, radiologic technology school graduate; Minneapolis Veterans Hospital Employee (1946-80); married, one child; senate employee since 1965. Elected 1981-96 sessions.



**Chaplain:** Reverend Marilyn S. Breckenridge, Minneapolis. Augsburg College (B.A., English, German, biology); Hartford Seminary Foundation, Hartford, CT (M.A., Christian education); Luther Northwestern Theological Seminary, St. Paul (Master of Divinity and Doctor of Ministry); Intern Pastor, Our Saviour's Lutheran, Minneapolis (1977-78); Pastor for Life and Growth, Lutheran Church of the Good Shepherd, Minneapolis (1979-1988); Assistant to the Bishop, St. Paul Area Synod-ELCA (1988-present); Elected 1995-96 sessions.

**Engrossing Secretary:** Catherine E. Morrison, St. Paul. University of Minnesota (B.A., political science); senate index employee (1973-76); member: American Society of Legislative Clerks & Secretaries; engrossing and appointments clerk (1977-86). Elected 1987-96 sessions.



**Third Assistant Secretary:** Colleen Pacheco, Minneapolis. South H.S., business college; senate employee since 1975; member, American Society of Legislative Clerks and Secretaries since 1981; third assistant secretary since 1981.



**Fourth Assistant Secretary:** Michael R. Linn, St. Paul. Born December 29, 1963. Paynesville High School, Bemidji State University (B.S., aquatic biology); member: American Society of Legislative Clerks & Secretaries since 1990; senate employee since 1986; fourth assistant secretary since 1990.



**Executive Secretary:** Betty J. Colston, Eden Prairie. University of Minnesota (B.S., business education); married, Forrest, two sons; senate employee since 1988.



**Executive Director to the Rules Committee:** Vic Moore. Born June 26, 1950, Montgomery, Minnesota. St John's University (B.S., 1972); Mankato State University (M.A., 1973); University of Minnesota, School of Public Affairs (1973-74); regional planner, planning director, Minnesota State Planning Agency (1972-81); assistant to the Senate Majority Leader (1981-90); executive director to the Senate Rules Committee (1990-present).



**Minority Caucus Chief of Staff:** Daniel P. Wolf. St. Mary's College (B.A., political science, history, 1976); University of Minnesota Law School (J.D., cum laude, 1979). Private practice of law (1979-84), Senate minority caucus researcher (1984-86); minority caucus research director (1987-91); minority caucus chief of staff (1991-present).





**Director Human Resources:** Karen A. Veninga, St. Paul. Sioux Falls College, (B.S., biology), University of Minnesota (Master of Public Health Degree, Certificate in Human Resources); former Director/Manager of Human Resources in health care facilities; faculty member, St. Olaf College & College of St. Catherine; married, Robert L. Veninga, one son..

## OFFICERS AND EXECUTIVE EMPLOYEES OF THE HOUSE OF REPRESENTATIVES



**Chief Clerk:** Edward A. Burdick, St. Paul. First employed by the house of representatives 1941 as a page. Later employed as chief page, administrative aide, assistant desk clerk and desk clerk. Elected chief clerk in 1967.



**First Assistant Chief Clerk:** Albin A. Mathiowetz, St. Paul. Employed by the house of representatives since 1970. Journal clerk (1973-1980), second assistant chief clerk (1981-1984). Elected first assistant chief clerk in 1985.



**Second Assistant Chief Clerk:** Teresa B. Kittridge, Linwood. Served as an intern in 1978. Employed by the house of representatives since 1979. Elected second assistant chief clerk 1987.



**Journal Editor:** Patrick Duffy Murphy, St. Paul. Employed by the house of representatives since 1978. Appointed journal editor 1981-1995 sessions.


**Desk Clerk:** Jill S. Gebhardt. Employed by the house of representatives as a page in 1983 and 1986, committee secretary 1987 and 1988 sessions. Appointed desk clerk 1989.



**Index Clerk:** Frank J. Strohmayer, St. Paul. Employed by the state of Minnesota since 1960 and the house of representatives since 1968. Elected Index Clerk in 1989.



**Chaplain:** Monsignor James D. Habiger, St. Paul. Minnesota Catholic Conference-Executive Director. Elected house chaplain 1989,1991 and 1995 sessions.



**Chief of Staff to the Speaker:** Maureen Novak, St. Paul. Employed by the house of representatives since 1973.



**Executive Director, Majority Caucus:** James S. Wafler, St. Paul. St. Olaf College (B.A.), University of Minnesota (M.A., Ph.D.). Employed by the house of representatives since 1974.



**Legislative Director to the Speaker:** Michael J. Charboneau, Champlin. Employed by the house of representatives since 1991.





**Legislative Assistant to the Speaker:** Joan Harrison. Employed by the house of representatives since 1973.



**Executive Assistant to the Majority Leader:** Todd Rapp, St. Paul. Employed by the house of representatives since 1987. Appointed: 1993.



**Legislative Assistant to the Majority Leader:** Mary Ellen Langenberger, Roseville. Employed by the house of representatives since 1988.



**Chief Sergeant at Arms:** Isabelle A. Schmidt, International Falls. Born: October 30, 1946. Served in U.S. Army Air Defense Signal Corps (1975-1978); St. Cloud State University (M.S.). Previously employed by Rainy River Community College. Appointed 1994.



**Executive Director of the Minority Caucus:** Jeanne M. Danaher, Afton. College of St. Catherine, William Mitchell College of Law. Employed by the house of representatives since 1981.



**Controller:** Paul A. Schweizer, Woodbury. Born 1953, St. Paul; St. Cloud State University (B.A., economics), University of Minnesota (MBA), married: Marie, four children. Employed by the house of representatives since 1991.

**Research Director:** Thomas M. Todd, St. Paul. Carleton College (B.A.), University of Chicago Law School (J.D.), University of Minnesota (M.A., Ph.D.). Employed in the House Research Department since 1974; appointed Associate Director in 1981, Director in 1991; married, two children.



**Director of Public Information:** Grant Moos, St. Paul. Born: 1955, Baltimore, MD. Marshall University H.S., University of Minnesota (B.A., philosophy); married Sue Elliott, three children. Employed by the house of representatives since 1990.



## LEGISLATIVE COMMISSIONS

---

**LEGISLATIVE ADVISORY COMMISSION**  
400 Centennial Building, St. Paul 55155, (612)296-2438.

**Law provides:** that the commission has the authority to review and recommend requests by state departments and agencies for funding from contingent appropriations. The commission has six members for any given request: the majority leader of the senate or designee, the chair of the senate committee on finance, and the chair of the senate division of finance responsible for overseeing the items being considered by the commission, the speaker of the house of representatives or a designee, the chair of the house ways and means committee, and the chair of the respective house finance committee responsible for overseeing the items being considered by the commissioner constitute the legislative advisory commission. The division chair of the finance committee in the senate and the house ways and means committee shall rotate according to the items being considered by the commission. The commissioner of finance acts as secretary and presides at meetings held in the governor's absence. (*Minnesota Statutes, Section 3.30*).

**Presiding Officer:** Governor Arne Carlson  
**Executive Secretary:** Laura M. King

Sen. Douglas J. Johnson (designee)  
Sen. Gene Merriam

Rep. Irv Anderson  
Rep. Loren Solberg

**LEGISLATIVE AUDIT COMMISSION / OFFICE OF THE LEGISLATIVE AUDITOR**  
First Floor, Centennial Building, St. Paul 55155, (612)296-4708.

The commission appoints the legislative auditor (for a six year term) and, through reports from the auditor, provides oversight of state agencies and programs. The commission is composed of the senate majority leader, the president of the senate, the chairs of the senate committees on taxes, governmental operations and finance, the speaker of the house, the chairs of the house committees on rules, taxes, governmental operations, ways and means, and three members of the minority of each house (*Minnesota Statutes, Sections 3.97*).

\*Sen. Phil Riveness, chair  
Sen. William V. Bellanger  
Sen. Warren Limmer  
Sen. Gene Merriam  
Sen. James Metzen  
Sen. Tom Neuville  
Sen. Pat Pariseau  
Sen. Ember Reichgott- Junge  
Sen. Allan Spear

Rep. Ann Rest, vice-chair  
Rep. Irv Anderson  
Rep. Phil Carruthers  
Rep. Alice Johnson  
Rep. Phyllis Kahn  
Rep. Loren Solberg  
Rep. Steven Sviggum  
\*Designee of appointee.



## CHAPTER 2 LEGISLATIVE BRANCH

The office of legislative auditor serves as the post audit agency for all state departments and agencies, reviews financial activities and compliance with applicable laws and regulations, and evaluates the results and effectiveness of programs. The office includes a financial audits division and a program evaluation division.

**Legislative Auditor:** James Nobles

**Deputy Auditor/Financial Audits Division:** John Asmussen

**Deputy Auditor/Program Evaluation Division:** Roger Brooks

### LEGISLATIVE COMMISSION ON CHILDREN, YOUTH AND THEIR FAMILIES

60 State Office Bldg., St. Paul 55155, (612)282-6289, TDD: (612)296-9896, Fax: (612)296-1321.

**Law provides:** for the commission to study state policy and make recommendations on issues concerning children, youth and their families. Membership includes eight members each from both the House and Senate. The commission is bipartisan and has representatives from the seven county metropolitan area as well as greater Minnesota. The commission also meets with the Children's Cabinet to coordinate policy making between legislative and executive authorities. (*Minnesota Statutes, Section. 3.873*)

Sen. Ellen Anderson  
Sen. John Hottinger  
Sen. Jerry Janezich  
Sen. Terry Johnston  
Sen. David Knutson  
Sen. Gene Merriam  
Sen. Pat Piper  
Sen. Jane Ramun

Rep. Richard Jefferson  
Rep. Alice Johnson  
Rep. Becky Kelso  
Rep. Peggy Leppik  
Rep. Don Ostrom  
Rep. Wayne Simoneau  
Rep. Barb Vickerman  
VACANT

### LEGISLATIVE COMMISSION ON THE ECONOMIC STATUS OF WOMEN

85 State Office Bldg., St. Paul 55155, (612)296-8590, (800)657-3949.

**Law provides:** for the commission to study and report on the economic status of women in Minnesota and make recommendations to the governor and legislature (*Minnesota Statutes, 3.9222*).

**Executive Director:** Aviva Breen

**Assistant Director:** Chris Halvorson

**Assistant Director:** Cheryl Hoiium

Sen. Janet Johnson, chair  
Sen. Linda Berglin  
Sen. Kevin Chandler  
Sen. Sheila Kiscaden  
Sen. Pat Piper

Rep. Betty McCollum, vice-chair  
Rep. Karen Clark  
Rep. Tim Commers  
Rep. Steve Kelley  
Rep. Becky Lourey

### LEGISLATIVE COMMISSION ON EMPLOYEE RELATIONS

85 State Office Bldg., St. Paul 55155, (612)296-2963.

**Law provides:** for the commission to monitor collective bargaining between the state and its employees. The Commission must approve negotiated and arbitrated labor contracts before they become effective. The contracts are later submitted to the full legislature for ratification. The LCER approves compensation plans for unrepresented employees, and must approve salary increases for heads of state agencies and higher education systems. It also conducts studies on public employment issues. (*Minnesota Statutes, Section 3.855*).

**Commission Director:** Greg Hubinger

**Commission Secretary:** Barb Patterson

Sen. Carol Flynn, chair  
Sen. Terry Johnston  
Sen. Tracy Beckman  
Sen. Sheila Kiscaden  
Sen. Gene Merriam  
Sen. Jim Metzen

\*Designee of appointee.

Rep. Irv Anderson  
\*Rep. Jim Knoblach  
\*Rep. Harry Mares  
Rep. Ann Rest  
Rep. Loren Solberg  
VACANT

**LEGISLATIVE COMMISSION ON LONG TERM HEALTH CARE**

**Law provides:** to monitor health inspection and regulation activities, and to study long-term care services and funding. The commission consists of six senators and six representatives (*Minnesota Laws of 1983, c 199, s 17*).

Sen. Linda Berglin, co-chair	Rep. VACANT
Sen. Joe Bertram	Rep. VACANT
Sen. Don Betzold	Rep. VACANT
Sen. Harold "Skip" Finn	Rep. VACANT
Sen. Cal Larson	Rep. VACANT
Sen. Arlene J. Lesewski	Rep. VACANT
Sen. Dallas Sams	

**LEGISLATIVE COMMISSION ON PENSIONS AND RETIREMENT**

55 State Office Bldg., St. Paul 55155, (612)296-2750.

**Law provides:** for the commission to make a continuing study and investigation of retirement benefit plans applicable to non-federal government employees in this state. The commission consists of five senators and five representatives (*Minnesota Statutes, Section 3.85*).

**Executive Director:** Lawrence A. Martin

**Deputy Director:** Edward Burek

**Secretary:** Jean A. Liebgott

Sen. Phil Riveness, vice-chair	Rep. Richard Jefferson, chair
Sen. Steven Morse	Rep. Jeff Bertram
Sen. Lawrence Pogemiller	Rep. Bob Johnson
Sen. Leroy Stumpf	Rep. Phyllis Kahn
Sen. Roy Terwilliger, secretary	Rep. Steve Smith

**LEGISLATIVE COMMISSION ON PLANNING AND FISCAL POLICY**

Room 60, State Office Bldg., St. Paul 55155, (612)296-0134.

The principal responsibilities include providing the legislature with research and analysis of current and projected state revenue, state expenditures and state tax expenditures as well as a report analyzing the governor's proposed levels of revenue and expenditures for biennial budgets. The commission conducts research on matters of economic and fiscal policy, provides economic reports and studies on the state's economy, reviews and makes recommendations on the operation of state programs and makes continuing studies of the building needs of state government. (*Minnesota Statutes 3.885*).

**Coordinator:** Bill Sims

Sen. Roger Moe, chair	Rep. Irv Anderson, vice-chair
Sen. Carol Flynn	Rep. Dave Bishop
Sen. Dennis Frederickson	Rep. Phil Carruthers
Sen. Dean Johnson	Rep. Joel Jacobs
Sen. Doug Johnson	Rep. Phyllis Kahn
Sen. Gene Merriam	Rep. Phil Krinkie
Sen. Larry Pogemiller	Rep. Ann Rest
Sen. Ember Reichgott Junge	Rep. Loren Solberg
Sen. Don Samuelson	Rep. Steve Sviggum

**LEGISLATIVE COMMISSION TO REVIEW ADMINISTRATIVE RULES**

55 State Office Bldg., St. Paul 55155, (612)296-1143.

**Law provides:** for the commission to promote adequate and proper rules by state agencies, to investigate complaints, hold public hearings, require agencies to hold hearings, and suspend rules. The commission consists of five senators and five representatives. The commission also provides advice and comment when an agency elects not to follow the recommendations of the chief hearing examiner when a proposed rule is found not to be needed or reasonable (*Minnesota Statutes, Sections 3.841 - 3.846 and 14.15, subdivision 4*).

**Director:** Maryanne Hruby

**Secretary:** Michele Swanson

## CHAPTER 2 LEGISLATIVE BRANCH

Sen. Don Betzold, vice-chair  
Sen. Ellen Anderson  
Sen. John Hottinger  
Sen. Pat Parisseau  
Sen. Linda Runbeck

Rep. Wayne Simoneau, chair  
Rep. Phil Carruthers  
Rep. Loren Jennings  
Rep. Peggy Leppik  
Rep. Edgar Olson  
Rep. Richard Pellow

### LEGISLATIVE COMMISSION ON WASTE MANAGEMENT

85 State Office Bldg., St. Paul 55155, (612)297-3604.

**Law provides:** for the commission to oversee waste-related funds and activities of the state agencies, conduct research, and make recommendations to the legislature. The commission consists of five senators and five representatives (*Minnesota Statutes, Section 115A.14*).

**Director:** Kim Austrian  
**Research Assistant:** Kathryn E. DeBoer  
**Secretary:** Diana Farrell

Sen. Janet Johnson, co-chair  
Sen. Kevin Chandler  
Sen. Ted Mondale  
Sen. Dan Stevens  
Sen. Deanna Wiener

Rep. Jean Wagenius, co-chair  
Rep. Bob Anderson  
Rep. Willard Munger  
Rep. Dennis Ozment

### LEGISLATIVE COORDINATING COMMISSION

85 State Office Bldg., St. Paul 55155, (612)297-3697.

**Law provides:** for the commission to coordinate certain activities of the senate and the house of representatives; supervise all legislative commissions and joint agencies, setting the complement and salaries and reviewing the budgets. The commission determines the benefits for legislators, employees of both houses and joint agencies. Membership consists of the majority leader of the senate, the president of the senate, two senators appointed by the majority leader, the minority leader of the senate, and one member appointed by the minority leader; and the speaker of the house, two representatives appointed by the speaker, the majority leader of the house, the minority leader of the house, and one representative appointed by the minority leader (*Minnesota Statutes, Sections 3.303-3.305*).

**Acting Director:** Mary E. Ryan  
**Accountant:** Sandra Gulbranson  
**Assistant Accountant:** Delores Stendahl  
**Secretary:** Barbara Patterson  
**Claims Clerk:** D'Ann Knight  
**Clerk:** Flora Jenkins

Sen. William Belanger  
Sen. Dean Johnson  
Sen. Randy Kelly  
Sen. Roger D. Moe  
Sen. Ember Reichgott Junge  
Sen. Allan Spear

Rep. Irv Anderson, chair  
Rep. Ron Abrams  
Rep. Phil Carruthers  
Rep. Mary Murphy  
Rep. Tom Pugh  
Rep. Steve Sviggum

### LEGISLATIVE WATER COMMISSION

85 State Office Building., St. Paul 55155, (612)297-7905

**Law Provides:** for the commission to conduct research and analysis on water-related problems, to oversee implementation of water quality and quantity policies and programs, and, to make recommendations, as requested, on water-related matters. The commission consists of five senators and five representatives\* (*Minnesota Statutes, 3.887*)

**Director:** Susan Schmidt  
**Office Administrator:** Krysta Niedernhofer

Sen. Len Price, chair  
Sen. Steve Dille  
Sen. Jane Krentz

Rep. Henry Kalis, vice-chair  
Rep. Dave Bishop, secretary  
Rep. Teresa Lynch

Sen. Steve Morse  
Sen. Steve Murphy

Rep. Willard Munger  
Rep. Steve Trimble

\* Members are appointed in odd-numbered years. Officers are elected in even-numbered years.

## LEGISLATIVE-RELATED FUNCTIONS

---

### HOUSE INDEX

211 State Capitol, St. Paul 55155, (612)296-6646.

**Function:** to provide bill status information to the legislature and the public and edit and print chapters of the permanent index to the journal of the house of representatives.

**Index Clerk:** Frank J. Strohmayer

**Staff:** Heather Ball, Janet Bower, Marcia Lacey, Anthony Pucci, Noel Stiller, David Surdez.

### HOUSE PUBLIC INFORMATION OFFICE

175 State Office Bldg., St. Paul 55155, (612)296-2146 or 1-800-657-3550

**Function:** to provide information about the House of Representatives and the legislative process to members and their constituents, the general public, and the media. The office publishes daily and weekly committee meeting schedules, a weekly newsletter during sessions, a session summary, membership directories, seating charts, informational brochures, and interim publications. The staff provides 24-hour recorded information during sessions outlining the daily committee meeting schedules. Most of what the office produces is available electronically via the Internet.

**Director of Public Information:** Grant Moos

**Staff:** Paul Battaglia, Toinette Battle, Mathew Niewohner, Waleta (Peg) Hamerston, Kathleen Darcy Hanzlik, Tom Olmscheid, Laura Phillips, John Tschida.

### HOUSE RESEARCH DEPARTMENT

600 State Office Bldg., St. Paul 55155, (612)296-6753.

**Function:** provides research, legislative and legal services to the entire membership of the house of representatives and its committees on a non-partisan basis.

**Director:** Thomas Todd.

**Staff:** Staff consists of attorneys, research analysts, and support staff.

### LEGISLATIVE REFERENCE LIBRARY

645 State Office Bldg., St. Paul 55155, (612)296-3398.

**Law provides:** that the library provide information to legislators and their staffs and serve as a depository of all publications issued by state agencies. The library also serves as custodian for the recordings of committee meetings and floor sessions, committee logs and minute books. (*Minnesota Statutes 3.302, 3.3025, 3.195*).

**Director:** Marilyn S. Cathcart.

**Staff:** Staff consists of professional librarians, a state documents specialist and support staff.

### LEGISLATIVE COMMISSION ON MINNESOTA RESOURCES

65 State Office Bldg., St. Paul 55155, (612)296-2406.

**Law provides:** for the Commission to make funding recommendations to the Legislature that help maintain and enhance Minnesota's natural resources. Recommendations are funded by the Legislature from the following sources: (1) the Minnesota Future Resources Fund, which receives money from tax on cigarettes, (*Minnesota Statutes 116P.13*); (2) federal oil overcharge funds (*Minnesota Statutes 4.071*); (3) the Minnesota Environment and Natural Resources Trust Fund (*Minnesota Statutes 116P.08 and .04*); and (4) the Great Lakes Protection Account. LCMR also is given oversight responsibility on other programs and advises the legislature accordingly. The Commission consists of eight senators and eight representatives (*Minnesota Statutes, Sec. M.S. 116P.05*) which include Chairs of Appropriations, Finance and the House and Senate Environment Committees.

## CHAPTER 2 LEGISLATIVE BRANCH

**Director:** John R. Velin  
**Assistant Director:** Dave Flipp  
**Manager, Research & Planning:** Susan A. Thornton  
**Administrative Assistant:** Tamara Wishard  
**Commission Secretary:** Mary Lou Kendle

Sen. Gene Merriam  
Sen. Dennis Frederickson  
Sen. Janet Johnson  
Sen. Gary W. Laidig  
Sen. Bob Lessard  
Sen. James P. Metzger  
Sen. Steven Morse  
Sen. Leonard Price

Rep. Willard Munger  
Rep. Virgil Johnson  
Rep. Phyllis Kahn  
Rep. Tony Kinkel  
Rep. Thomas Osthoff  
Rep. Dennis Ozment  
Rep. John Sarna

### OFFICE OF THE REVISOR OF STATUTES

700 State Office Bldg., 100 Constitution Ave., St. Paul 55155-1297, (612)296-2868,  
Fax: (612)296-0569.

**Law provides:** that the office draft bills, resolutions, amendments, motions, committee reports, and other documents for the legislature; draft administrative rules for state agencies; edit and publish Laws of Minnesota, Minnesota Statutes, and Minnesota Rules; assist with the engrossment and enrollment of bills; report to the legislature on statutory deficiencies noted in opinions of the supreme court; provide computer services to the legislature; and perform other services upon request of the legislature.

**Revisor of Statutes:** Harry M. Walsh.

**Staff:** The office now includes up to sixty people including thirteen attorneys, one writing specialist, nine supervisors, eighteen drafting and editing assistants, eight data systems staff members and eleven administrative staff members. All staff are in the unclassified state service.

### OFFICE OF SENATE COUNSEL AND RESEARCH

G-17, State Capitol, St. Paul 55155, (612)296-4791.

**Function:** to provide legal, research and technical assistance to senate members in the development of public policy.

**Director:** Jo Anne Zoff Sellner

**Counsel:** Peter S. Wattson, Daniel P. McGowan, Kathleen E. Pontius, John C. Fuller, George M. McCormick, Hans I.E. Bjornson, Katherine T. Cavanor, Melissa Johnson, Joan E. White, Kenneth Backhus, Bonnie Berezovsky, Tomas Stafford, Chris Stang.

**Legislative Analysts:** William Riemerman, David Giel, Mark L. Fermanich, Gregory C. Knopff, Patrick J. McCormack, Jack Paulson, Chris L. Turner, Maja Weidmann, Randal S. Hove, Amy M. Vennewitz, Dan Mueller.

### SENATE MEDIA SERVICES OFFICE

B-44 State Capitol, St. Paul 55155, (612)296-0264.

**Function:** to inform the public about legislative activities through television, photography and presentation graphic services. Produces live television coverage of committee hearings and floor session for channel 6, the Metro Cable Network. Produces Capitol Report, a weekly public affairs program featuring state lawmakers discussing important legislative issues. The program is broadcast weekly on Metro Cable Network channel 6 and PBS stations in Greater Minnesota. Produces education video tapes about the legislative process. Creates Senate displays and presentational graphics. Provides still photography services, including documentary and portrait photographs

**Media Services Director:** Steve Senyk.

**Staff:** Jon Brune, Phil Mednick, David Oakes, Marv Raiola, Mike Rowe, Laurie Squillace, Al Uhl.

**SENATE PUBLICATIONS OFFICE**

Room G-95, State Office Building, St. Paul 55155, (612)296-0259.

**Function:** to provide information about the senate to the public and to publish summaries of legislative action, schedules and calendars, a senate newsletter, bill summaries and information brochures. The office maintains a 24-hour telephone hotline (612)296-8088 with recorded messages about the next day's committee schedule.

**Director:** Karen L. Clark.

**CAPITOL NEWS CORRESPONDENTS**

B28 State Capitol, St. Paul 55155, (612)296-6561.

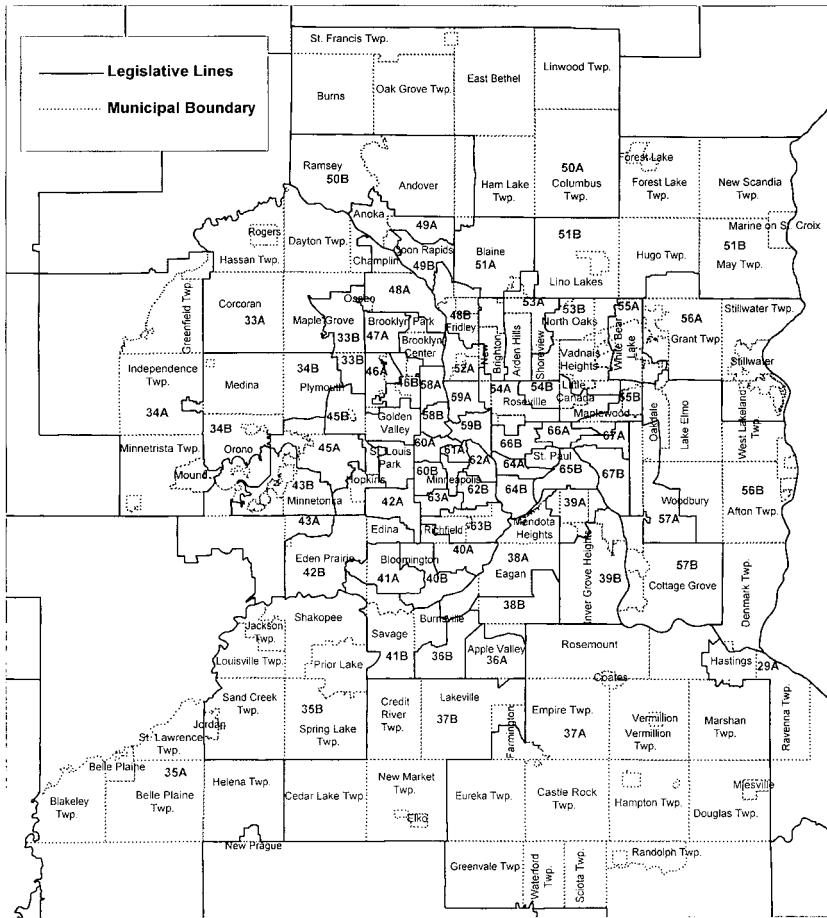
**Name**

Amy Kuebelbeck  
 Pam Schmid  
 Mary Sandok  
 Jack Coffman  
 Gary Dawson  
 Lynda McDonnell  
 Jim Ragsdale  
 Dane Smith  
 Robert Whereatt  
 Patricia Lopez Baden  
 Dennis McGrath  
 Jean Dawson  
 John McCormick  
 John Welsh  
 John Welbes  
 John Sundvor  
 Kerri Miller  
 Dennis Stauffer  
 Aethan Hart  
 Pat Kessler  
 Maureen Willenbring  
 Eric Eskola  
 Mike Mulcahy  
 Bill Wareham

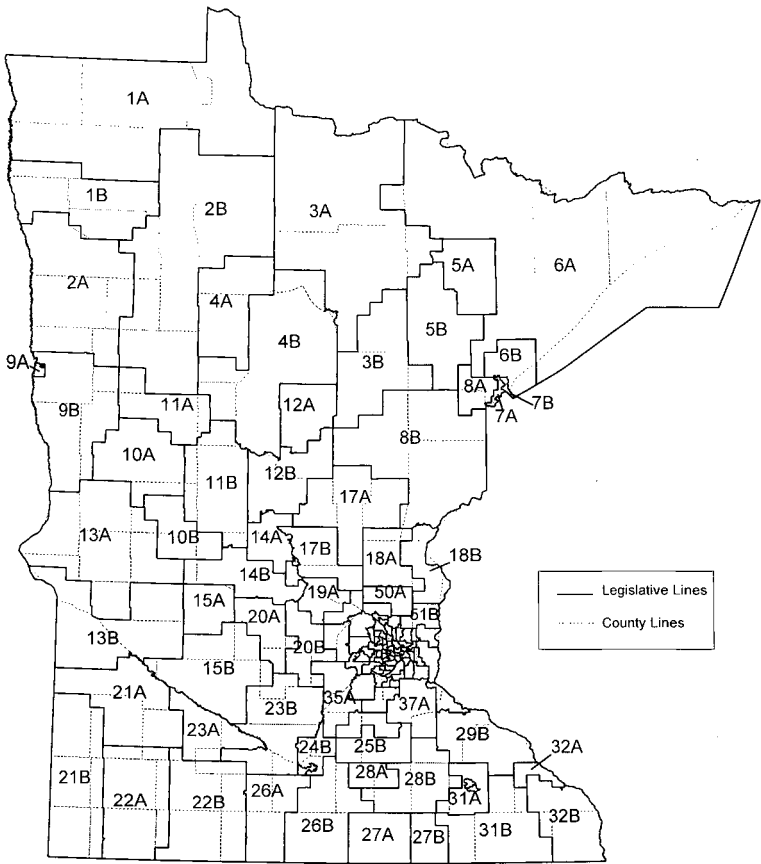
**Service**

Associated Press  
 Associated Press  
 Associated Press  
 St. Paul Pioneer Press  
 St. Paul Pioneer Press  
 St. Paul Pioneer Press  
 St. Paul Pioneer Press  
 Minneapolis Star Tribune  
 Minneapolis Star Tribune  
 Minneapolis Star Tribune  
 Minneapolis Star Tribune  
 Minnesota Government Report  
 Rochester Post-Bulletin  
 St. Cloud Times  
 Duluth News-Tribune  
 Fargo, N.D. Forum  
 KSTP-TV  
 KARE-TV  
 KARE-TV  
 WCCO-TV  
 KTCA-TV  
 WCCO-AM  
 Minnesota Public Radio  
 Minnesota Public Radio

# 1994 Metro Area Legislative Districts



# 1994 Minnesota Legislative Districts





## CHAPTER THREE

# EXECUTIVE BRANCH CONSTITUTIONAL OFFICERS

---

Governor.....	154
Lieutenant Governor.....	157
Secretary of State.....	159
State Auditor.....	162
State Treasurer.....	164
Attorney General.....	166
Executive Agencies.....	169
Executive Officers Since Statehood.....	169
Minnesota Vote for Governor Since 1857.....	172



Laura M. Phillips photo

Members of the State Board of Investment meet in St. Paul: (left to right) Secretary of State Joan Growe, State Auditor Judith Dutcher, Governor Arne Carlson, State Treasurer Michael McGrath and Attorney General Hubert H. Humphrey III.

## OFFICE OF THE GOVERNOR

---

Arne H. Carlson, 130 State Capitol, St. Paul 55155, (612)296-3391.

**Constitution provides:** To qualify as governor a person must be twenty-five years old, resident of the state one year, citizen of the United States, and elected by the people (Article V).

**Term:** Four years.

**Statutory Salary:** \$114,506.



### Arne H. Carlson (Independent-Republican)

**Biography:** Born to Swedish immigrants September 24, 1934, New York City. Received a full scholarship to Choate (private high school) in Connecticut, graduated 1952. Earned a full scholarship to Williams College, Massachusetts, graduated 1957 with a bachelors degree in history. Moved to Minnesota in 1957. Attended graduate school at the University of Minnesota. Worked for Control Data (1962 - 1964), and served on the Minneapolis City Council as Majority Leader (1965 - 1967). Served in Minnesota House of Representatives (1971-78). Elected State Auditor in 1978, 1982, 1986. In his first term as governor, Governor Carlson lifted the state out of an inherited \$2 billion deficit by working with the legislature to cut state budgets and improve Minnesota's business climate by reducing commercial and industrial property tax rates and workers' compensation rates. His commitment to long-term financial planning and conservative debt management practices earned Minnesota a number three ranking in *Financial World* for state budget management and a AAA bond rating from a nationally recognized rating service. His commitment to education resulted in a 29 percent increase in funding for elementary and secondary education over his first four years in office. He developed and signed the most comprehensive wetlands protection bill in the nation and was recognized by the National Audubon Society for his leadership on Great Lakes water quality issues. He was a key player in the creation of a 1992 comprehensive health care reform bill that ultimately controls costs and provides access to health care for all Minnesotans. He created the state's first executive level Children's Cabinet to develop a single integrated agenda and budget for all state children's programs and initiatives. Elected 37th governor of Minnesota in 1990, re-elected in 1994 by the largest margin of any governor in 50 years; married to Susan Carlson, three children, Arne Jr., "Tucker", (1967); Anne (1968); and Jessica (1983).

**Elected:** 1990, 1994.

**Term expires:** 1999.



### Chief of Staff: Morris J. Anderson

**Biography:** Undergraduate degree in economics (Macalester College); Graduate degree in urban affairs (Mankato State University); Executive director, Minnesota Association of Counties (1982-1987); He also held positions as city administrator of the City of Shakopee and county commissioner of Carver County. Vice President of regulatory affairs, Biotrol, Inc.; Assistant Commissioner for tax policy, Minnesota Department of Revenue (1991-1992); Commissioner, Minnesota Department of Revenue (1993-1994); Chief of Staff, Office of the Governor, State of Minnesota (December 1994-present); married to Deb Anderson, four children, Scott, Jon, Ryan and Sean.

**Deputy Chief of Staff:** Cindy Jepsen, Joe Weber  
**Communications:** Cyndy Brucato

## THE CHIEF EXECUTIVE IN MINNESOTA

The primary duties of the governor are to oversee all operations of state government and to take the lead in shaping public policy by proposing ideas to the legislature. The operation of government is

carried out through more than 20 major departments whose heads are appointed by the governor. These department heads, along with the lieutenant governor, make up the governor's cabinet. The departments of revenue and finance are the governor's chief advisors on financial matters; the departments of health, human services and corrections advise the governor on various social policies; and the departments of pollution control, natural resources and waste management and others carry out the governor's environmental policies.

The governor appoints people to state boards and commissions, and appoints judges for all court systems when vacancies occur. The governor chairs the state executive council and the legislative advisory commission, both of which deal with extraordinary matters when the legislature is not in session. He also serves on the land exchange board and the state board of investments. As commander in chief of state military forces, the governor can dispatch the national guard for emergency duty.

The governor reviews all bills passed by the legislature and has the power to veto those of which he disapproves. On occasion, the governor may appear before the legislature. Because of the separation of powers required by Minnesota constitution, a governor may appear in legislative chambers only with the permission of the legislature. Only the governor has the power to call a special session of the legislature.

Governor Carlson entered office facing an economic recession and a massive budget shortfall created during the 1980s when growth in state spending dramatically exceeded the rate of inflation. His proven leadership resulted in a balanced state budget with a \$623 million surplus by the end of his first term. At the start of Governor Carlson's second administration, Governor Carlson and Lieutenant Governor Benson proposed a budget which will continue to bring revenue and spending into balance, while preparing for a long-term projected structural deficit and probable federal budget cuts that will impact all states. The Carlson/Benson administration's priorities are to enact long-term financial reforms that will enable state government to live within its means without raising taxes, job creation, education, environmental protection, crime prevention and welfare reform. These key initiatives are prioritized in the Governor's 1996-97 budget proposal.



Standing on the banks of the Minnesota River, Governor Carlson announces his multi-agency 10-year plan to clean up the Minnesota River.



Governor Carlson plays a reading game with kindergarteners at May McLeod Bethune Elementary School in Minneapolis.

## OFFICE OF THE LIEUTENANT GOVERNOR

Joanne E. Benson, 130 State Capitol, St. Paul 55155, (612)296-3391.

**Constitution provides:** That to qualify as lieutenant governor a person must be twenty-five years old, resident of the state one year, citizen of the United States, and elected by the people jointly with the governor by a single vote applying to both offices (Article V).

**Term:** Four years.

**Statutory Salary:** \$62,980.

### Joanne E. Benson (Independent-Republican)



**Biography:** Born January 4, 1943, Le Sueur, Minnesota. Graduated Glencoe High School 1960. St. Cloud State University, graduated with honors 1970 with elementary education major, special education minor. Graduate work, educational administration, St. Cloud State University. Elected 44th lieutenant governor of Minnesota in 1994. State senator (1991-1994). Assistant Professor, St. Cloud State University (1987-present, 1982-1984); Associate Director of Alumni and Development, SCSU (1986-1987); Associate Director of Alumni Services and Executive Director of Alumni Association, SCSU (1984-1986); Instructor, Asst. Instructor SCSU (1976-1982, 1973-1976); Head Teacher, Gaetz Nursery School, St. Cloud (1967-1973). Served as co-chair, Governor's Commission on Violent Crimes (1991); chair, Governor's Task Force on Mandates in Education (1991-1992). Minnesota State University Student Association "Senator of the Year" Award (1993). Co-recipient, Minnesota Community College Student Association "Outstanding Senator" Award (1994). Married to Robert R. Benson, two children, two grandchildren. Hometown: St. Cloud.

**Elected:** 1994.

**Term expires:** 1999.

### THE LIEUTENANT GOVERNOR IN MINNESOTA

The lieutenant governor serves as an extension of the governor and assists the governor in carrying out the functions of the executive branch. She represents the governor and is prepared to act in the governor's place in the event of his absence or disability. The governor may delegate to the lieutenant governor any powers, duties, responsibilities or functions as prescribed by law to be performed by the governor by filing a written order with the secretary of state.

Lieutenant Governor Benson is a key member of governor's cabinet and is involved in major policy and budget decisions. A former state senator, she remains active in legislative issues, particularly education, criminal justice, public safety, health care and family services. As lieutenant governor, Benson serves as a member of the State's Executive Council, and chairs the Tourism Advisory Committee, the Capitol Area Architectural Planning Board and the Affirmative Action Council.



Lieutenant Governor Benson discusses citizenship and state government with Project 120 students.



Lieutenant Governor Benson thanks veterans for their service during a *Valentines for Veterans* ceremony.



Governor Carlson and Lieutenant Governor Benson help *Celebrate Minnesota* during the Governor's Annual Snowmobile Ride.

## OFFICE OF THE SECRETARY OF STATE \_\_\_\_\_

Joan Anderson Growe, 180 State Office Bldg., St. Paul 55155, (612)296-3266.

**Constitution provides:** That the secretary of state is an officer in the executive department; to qualify as secretary of state a person must be a qualified voter, twenty-one years old, and elected by the people (Article V).

**Term:** Four Years.

**Statutory Salary:** \$62,980.

### Joan Anderson Growe (Democratic-Farmer-Labor)

**Biography:** Minneapolis. Born September 28, 1935, Minneapolis; education: St. Cloud State University (B.S.), University of Minnesota (special education certificate), Kennedy School of Government Executive Management Program, Harvard University (1979); Minnesota House of Representatives (1973-74); president, National Assn. of Secretaries of State (1979-80); recipient: MEA School Bell Award (1977); YWCA Outstanding Achievement Award for Government/Politics (1978); Distinguished Alumni Award, St. Cloud State University (1979); National Leadership Award for Voter Education, NASS (1983); Charlotte Striebel Long Distance Runner Award (Minnesota N.O.W., 1985); Woman Who Makes a Difference Award, International Women's Forum (1991); Esther V. Crosby Award for Outstanding Leadership, Greater Minneapolis Girl Scout Council (1992); board member: National Commission for the Renewal of Democracy (Project Democracy), Jefferson Center for New Democratic Processes, Minnesota International Center; member, National Association of Secretaries of State, Women Executives in State Government, League of Women Voters, Minnesota Women's Economic Roundtable, Minnesota Women's Political Caucus, Minnesota Women's Consortium, International Women's Forum, Democratic-Farmer-Labor Party; international elections observer, Romania 1990 & 1992, South Africa 1994; children: Michael, Colleen, David, Patrick.



**Elected:** 1974, 1978, 1982, 1986, 1990, 1994.

**Term expires:** 1999.

**Deputy Secretary of State:** Elaine V. Voss.

**Biography:** Blaine. Education: Bethesda Hospital School of Nursing (R.N.), University of Minnesota (B.S., education); married Gordon O. Voss, children: Gregory, Kirsten.

**Appointed:** 1983.

**Administrative Assistant:** Richard Pietz



Secretary Growe served as an official United Nations observer of the first all-race election held in South Africa in April, 1994. She is pictured here with election judges outside one of the voting stations.

**THE SECRETARY OF STATE IN MINNESOTA**

The secretary of state serves with the other constitutional officers on special state policy boards: the Executive Council and the State Board of Investment. In order of gubernatorial succession the secretary of state follows the lieutenant governor, president of the senate, and speaker of the house.

Minnesota law provides that this office maintains many official records of the state, oversees the administration of elections in the state, charters and registers corporations and maintains annual reports for foreign and domestic corporations. The office provides and administers a statewide database for voter registration, and administers a statewide database for the filing of liens under the uniform commercial code.

As chair of the state canvassing board, the secretary of state compiles and certifies state election results. The office publishes the election law book, election judge training guides, official election results, *Minnesota Legislative Manual* and *Minnesota Elected Officials* booklet. As keeper of the great seal of the state of Minnesota, the secretary of state certifies the authenticity of official records, documents, proclamations and executive orders of the governor, and acts of the legislature.

**DIVISIONS OF THE OFFICE OF THE SECRETARY OF STATE**

**Operations Director:** Jayne B. Khalifa (612)296-9219

**Election Division** administers the election responsibilities of the secretary of state and publishes election materials and information. The division also administers the open appointments process for Minnesota state boards and agencies, maintains the original copy of state laws and publishes the *Minnesota Legislative Manual*.

**Director:** Joseph Mansky (612)296-2805

**Business Services Division** reviews, approves and files articles of incorporation and amendments for all business, non-profit, foreign, professional, cooperative, banking and insurance companies doing business in the state. It records trademarks, assumed business names, limited partnerships, and limited liability companies. The division also holds copies of the original land survey records of the state, is the agent of substituted service of process on corporations and registers international student organizations.

**Director:** Bert Black (612)296-9215

**Uniform Commercial Code & Certification Division** maintains the financing records filed under the uniform commercial code. These records contain information on collateral that has been pledged to secure loans and on state and federal tax liens.

**Supervisor:** Cheri Smith (612)296-2434

**Fiscal Operations Section** maintains a centralized system for handling all incoming mail, receipting and tracking all incoming revenue, and providing the accounting, financial reporting, purchasing, payroll processing, accounts payable, and general accounting functions for the office.

**Supervisor:** Kathy Hjelm (612)297-3982

**Human Resources Section** administers the office's personnel and labor relations program including recruitment, selection, classification, and compensation, benefits administration, affirmative action, employee development, and health and safety. The office also assists management and fiscal services in the preparation of the biennial budget and annual spending plans.

**Supervisor:** Terri Elizondo (612)296-0964

**Information Services Division** manages the computerized information management needs of the customer base of the Office of the Secretary of State.

**Assistant Operations Director:** Phyllis Hames (612)297-2594

**Computer Services Section** provides computer programming support and manages all electronic data storage for information gathered by other divisions and sections of the Office of the Secretary of State.

**Supervisor:** Don Bostrom (612)297-8760

**Records Processing Section** is responsible for data entry from documents on domestic and foreign corporations, nonprofit corporations, limited partnerships, trademarks, assumed business names, business trusts, reservations of names, state and federal tax liens and the uniform commercial code. The section files annual registrations for domestic business and nonprofit corporations, foreign corporation annual reports and assumed business name renewals, as well as voluntary and involuntary dissolutions. The section also processes voter registration cards for the 87 counties.



**Supervisor:** Ann Datko

(612)297-4802

**Public Information Section** is responsible for information made available to the public through the business information telephone lines and by direct access to the computer system. The section also prepares lists, labels and tapes of database information, provides voter registration materials, and accepts applications for "legal newspaper" status.

**Supervisor:** Peggy Steineck

(612)296-6243



**Office Staff** (left to right) Front row: Kathy Hjelm, Peggy Gabriel, Karen Mayen, Peggy Steineck, Paula Biever, Donna Scott, Jennifer Kuubits. Second row: Mike Nelson, Mary Jo Swanson, Bonita Harvieux, Ann Datko, Katie Engler, Linda Kelly, Millie Ghani, Sue Dvorak. Third row: Joe Mansky, Ron Roeser, Pat Carlson, Laurie Schlegel, Mark Hanson, Arlene Solum, Becky Meyer, Renee Coffey, Rich Pietz.



**Office Staff** (left to right) Front row: Pat Baird, Georgia Wischnack, Beth Christenson, Diane Estevez, Theresa Dush, Norma Nehring, Pat Shier. Second row: Don Bostrom, Mike Law, Anita Deutsch, Jamie Gulden, Barb Weber, Cathy Evans, Connie Kaltved. Third row: Charlie Thompson, Stuart Fruin, Bert Black, Jeff Sigurdson, Ronda Allis, Greg Taylor, Sue Swanson.

**Not Pictured:** Tom Anderson, Linda Crawley, Terri Elizondo, Kristina Halverson, Jayne Khalifa, Nancy Kurtz, Mary Meek, Mary Moris, Amy Naughton, Kathy Person, Gloria Rudolph, Randy Roemer, Jeannie Sack, JoAnn Silver, Cheri Smith, Roger Smith.

## OFFICE OF THE STATE AUDITOR

Judith H. Dutcher, 525 Park St., #400, St. Paul 55103, (612)296-2551.

**Constitution provides:** That the state auditor is an officer in the executive department. To qualify as state auditor a person must be a qualified voter, twenty-one years old, and elected by the people (Article V).

**Term:** Four years.

**Statutory Salary:** \$68,709.



**Judith H. Dutcher**  
(Independent-Republican)

**Biography:** Minnetonka. Born November 27, 1962, Alpena, Michigan. Education: Jefferson High School, Bloomington (1980); University of Minnesota (B.A. Political Science and English, 1984); University of Minnesota Law School (J.D., 1987); Assistant City Attorney, City of Minneapolis (1987-1988); Lang, Pauly & Gregerson, Ltd. (1988-1994).

**Elected:** 1994

**Term expires:** 1999

**Deputy State Auditor, Constitutional Office/Legal Counsel:** Deno Sterzinger Howard

**Biography:** Savage. Born September 25, 1963, Ivanhoe. Education: South Dakota State University (B.S. Economics, summa cum laude, 1986); University of Missouri - Kansas City (J.D., with distinction, the Order of the Bench & Robe, 1989); Law Clerk/Attorney, Witt & Hicklin (1987-1991); Attorney, Lang, Pauly & Gregerson, Ltd. (1991-1992); General Counsel, Minnesota League of Credit Unions (1992-1995).

**Assistant State Auditor, Audit Practice:** Greg Hierlinger

**Biography:** Brooklyn Park. Born February 18, 1953, Minneapolis. Education: St. Cloud State University (B.S. Accounting, 1975); Chair of Governmental Accounting and Auditing Committee, Minnesota Society of CPA's (1988-89); licensed CPA (MN).

**Assistant to the State Auditor:** Carey Moe

**Biography:** Minneapolis. Education: College of St. Thomas (B.A. magna cum laude, 1988); University of Minnesota (J.D. cum laude, 1993); Associate Attorney, Lang, Pauly & Gregerson, Ltd.; Law Clerk, Anoka County District Court.



(From left to right) - Carey Moe, Greg Hierlinger, Deno Sterzinger Howard

**THE STATE AUDITOR IN MINNESOTA**

The Office of the State Auditor is a constitutional office which serves as a watchdog for Minnesota taxpayers and helps to assure integrity, accountability, and cost-effectiveness in government throughout the state.

Through financial, compliance, and special audits, the Office of the State Auditor helps to assure that local governments hold themselves to the highest standards of integrity. The Office works actively with local government officials to find the most efficient and cost effective ways to spend tax dollars. The Office performs approximately 220 audits per year. The state auditor has oversight responsibilities for 4,300 units of local governments throughout the state, including counties, cities, townships and school districts.

Through its reports and research, the Office helps local governments to find new ways to provide essential services more economically and efficiently in order that they may respond to growing needs with limited financial resources.

The state auditor serves on the State Executive Council, State Board of Investment, Land Exchange Board, Public Employees Retirement Association Board, Minnesota Housing Finance Agency, Rural Finance Administration Board, and the Board of Government Innovation and Cooperation.

**DIVISIONS OF THE OFFICE OF THE STATE AUDITOR**

**Audit Practice** conducts audits of local units of government to ensure the proper expenditure of public funds. It establishes uniform reporting standards and provides technical assistance to strengthen local accounting practices and improve cost effectiveness and efficiency.

**Assistant State Auditor for Audit Practice:** Greg Hierlinger (612)296-7003

**Legal Compliance** serves as a resource to review and assess whether local government expenditures have complied with Minnesota laws. It provides legal assistance to staff and clients.

**Deputy State Auditor, Constitutional Office/Legal Counsel:** Deno Sterzinger Howard (612)297-3673

**Special Investigations** determines whether or not crimes have been committed within local government units and other entities that fall within the oversight of the state auditor. A 1992 law requires public employees and elected officials to report evidence of theft, embezzlement, and unlawful use of public funds or property to the state auditor.

**Assistant State Auditor for Audit Practice:** Greg Hierlinger (612)296-7003

**Research and Information Division** collects, examines, and shares information on the financial condition of local governments and the financial trends affecting government at the state and local levels. It issues research reports analyzing key developments in local government expenditures.

**Director of Research and Information:** David Kazeck (612)297-3682

**Police and Fire Relief Oversight Division** monitors financial and actuarial reporting for approximately 715 police and fire relief associations in Minnesota. This division ensures a financially stable retirement system for police and firefighters throughout the state and compliance with state and federal statutes governing the activities of the relief associations.

**Director of Police and Fire Relief Oversight:** Reginald Vorwerk (612)296-5985

## OFFICE OF THE STATE TREASURER \_\_\_\_\_

Michael A. McGrath, 303 State Administration Bldg., St. Paul 55155, (612)296-7091.

**Constitution provides:** The state treasurer is an officer in the executive department; to qualify as state treasurer a person must be a qualified voter, twenty-one years old, and elected by the people (Article V).

**Term:** Four years.

**Statutory Salary:** \$62,980.



**Michael A. McGrath**  
(Democratic-Farmer-Labor)

**Biography:** Born October 27, 1942, Trenton, New Jersey; education: Stetson University, DeLand, Florida (B.A., American studies); U.S. Air Force (4 years); employed: supervisor, estate accounting, First Trust Co. of St. Paul; vice president, franchise administration, American Dairy Queen Corp.; business manager, McGraw-Hill, Inc.; owner/president, Policy Advisors, Inc.; civic activities: board chair, Urban Concerns; secretary, League of Minnesota Human Rights Commissions; Minneapolis and Bloomington charter commissions; chair, Bloomington Human Rights Commission; various DFL party offices, local to state level. Senior Vice-President National Association of State Treasurers and member of long range planning and pension committees; committee member, Council of State Governments; married Marsha Palmer August 6, 1966, children: David, Stephen, Christopher.

**Elected:** 1986, 1990, 1994.

**Term expires:** 1999.



**Deputy State Treasurer:** John M. Manahan.

**Biography:** Born January 17, 1943, Rochester, Minnesota; education: St. Mary's College (B.A.), University of Minnesota (J.D.); self-employed as an attorney and businessman; member: Hennepin County Bar Association, Minnesota State Bar Association.

**Appointed:** 1987.

### **Staff of the Office of the State Treasurer:**

**Chief of Staff:** Jerry Engebretson.

**Supervisor of Investments and Safekeeping:** Shirley Tigges.

**Supervisor of Data Processing and Cash Management:** Mike Hager.

### **THE STATE TREASURER IN MINNESOTA**

The state treasurer receives and issues receipts for all monies paid into the state treasury. The treasurer also transfers funds to pay warrants presented by banks. The treasurer transacts about \$150 billion in receipts and disbursements annually. The treasurer's office controls funds held in state bank accounts so that the maximum daily amount can be invested by the State Board of Investment. Collateral accounts are monitored to assure the safety of state funds held by others.

The treasurer's office maintains records, provides accounting services, and directs principal and interest payments on 150 separate bond accounts (authorizations and issues), and certificates of indebtedness. The state's vault is in the treasurer's office for safekeeping of assets.

The treasurer is a member of the Executive Council and the State Board of Investment.



**State Treasurer's Staff:**

(Left to right) - Walter Bergfeldt, Carol Johnson, Deputy State Treasurer John Manahan, Marsha Thaldorf, Susann Malmstadt, State Treasurer Michael A. McGrath, Pat Fleming, Shirley Tigges, Jerry Engebretson, Kent Lorentzen, Rodney Johnson and Mike Hager. Not shown: Mike Sullivan.



Group of students visiting the Treasurer's office during their participation in Project 120.

## OFFICE OF THE ATTORNEY GENERAL

---

Hubert H. Humphrey III, 102 State Capitol, St. Paul 55155, (612)296-6196.

**Constitution provides:** That the attorney general is an officer in the executive department; to qualify as attorney general a person must be a qualified voter, twenty-one years old, and elected by the people (Articles V, VII).

**Term:** Four years.

**Statutory Salary:** \$89,454.



**Hubert H. Humphrey III**  
(Democratic-Farmer-Labor)

**Biography:** New Hope; Born June 26, 1942, Minneapolis; education: Shattuck School, Faribault; American University, Washington, D.C. (B.A., 1965); University of Minnesota (J.D., 1969); state senator, District 44 (1972-83); attorney, private practice, Minneapolis (1969-81); president, National Association of Attorneys General (1993-94); member: American and Minnesota Bar Associations, American Judicature Society; community activities: Minnesota DARE Council, Green Seal Board of Directors, Hubert H. Humphrey Institute of Public Affairs Advisory Committee, Supreme Court of Minnesota Racial Bias Task Force, Brunswick United Methodist Church of Crystal; wife: Nancy Lee; children: Lorie, Pam, Hubert H. "Buck" IV.

**Elected:** 1982, 1986, 1990, 1994.

**Term expires:** 1999.



**Chief Deputy Attorney General: John R. Tunheim.**

**Biography:** Stillwater. Born September 30, 1953, Thief River Falls; education: Concordia College, Moorhead (B.A. summa cum laude, 1975); University of Minnesota (J.D. cum laude, 1980), president, Minnesota Law Review (1979-80); chief deputy attorney general (1986), solicitor general (1985); attorney, private practice, St. Paul (1981-84), law clerk, U.S. District Judge Earl R. Larson, Minneapolis (1980-81); staff, U.S. Senator Hubert H. Humphrey (1975-77); Marvin Award, National Association of Attorneys General (1991); President's Distinguished Service Award, National Association of Attorneys General (1988), David Graven Public Service Award, Minnesota State Bar Association (1994); member: Ramsey County Bar Association, Minnesota State Bar Association, American Bar Association; chair elect, ABA Government and Public Sector Lawyers Division; Advisory Committee on Reducing Cost and Delay, United States District Court for the District of Minnesota; Federal Practice Committee, United States District Court for the District of Minnesota; board member, Minnesota Institute for Legal Education; Director, Family Service of the St. Croix Area; Adjunct Professor, University of Minnesota Law School; wife: Kathryn, children: Elizabeth, Samuel.



**THE ATTORNEY GENERAL IN MINNESOTA**

The attorney general is the chief legal officer for the state and is the legal advisor to the governor and all of the constitutional officers. The attorney general's duties stem from the state constitution, statutes and common law. He is the attorney for all state officers, departments, boards and commissions. He represents them in all matters related to their official duties. He interprets statutes and provides other legal services for local units of government. He enforces statutes and acts to protect the legal interests of Minnesotans. He also provides legal information and solves problems for citizens. The attorney general regularly initiates legislation to deal with public and legal policy concerns in Minnesota.

The attorney general appears for the state in all cases in the federal courts, in all civil cases in the district courts and, upon request of the governor or any county attorney, in any criminal case in the district courts.

The attorney general prosecutes all actions against persons who claim an interest adverse to the state, as well as claims of the state against the federal government. He may institute, conduct, and maintain any action or proceeding he deems necessary for the enforcement of the laws of the state, the preservation of order, and the protection of public rights. The attorney general is a member of the Executive Council, the State Board of Investment, the Pardons Board and the Land Exchange Board. The attorney general's office is comprised of 210 attorneys in the following divisions: agriculture, antitrust, charities, civil litigation, collections, commerce, construction litigation, consumer, corrections, criminal, education, employment law, environmental protection, gambling, health, human rights, human services, labor, licensing, medicaid fraud, natural resources, opinions, public finance, public safety, public utilities, residential utilities, tax litigation, telecommunication and energy, tort claims and transportation.

**Deputy Attorneys General:** Beverly Jones Heydinger, Gail M. Olson, Thomas F. Pursell, Charles I. Wikelius.

**Solicitor General:** Catharine F. Haukedahl

**Executive Assistant:** Eric Johnson

**Director of Consumer Policy:** D. Douglas Blanke

**Director of Environmental Policy:** Leroy Paddock

**Director of Criminal Justice Policy and Law Enforcement Services:** Patricia Moen

**Director of Civil Rights Policy:** H. Camilla Nelson

**Director of Special Projects:** Maureen Kucera







## EXECUTIVE COUNCIL

2nd Floor, Administration Bldg., St. Paul 55155, (612)296-1424.

**Law provides:** that the council consists of the governor, lieutenant governor, secretary of state, state auditor, state treasurer, and attorney general. The council designates state depositories; approves mineral leases, extensions of timber permits, and sale and disposal of certain state lands; acts as a calamity board and may grant emergency relief (Minnesota Statutes, Chapter 9).

**Executive Secretary:** Elaine S. Hansen, Commissioner of Administration.

## LAND EXCHANGE BOARD

DNR, 500 Lafayette Rd., St. Paul 55155, (612)296-0237.

**Law provides:** for the governor, attorney general, and state auditor to approve unanimously the exchange of state public lands for publically or privately owned lands (Minnesota Constitution, Article XI section 10; Minnesota Statutes, Section 94.341).

**Land Exchange Supervisor:** Michael Miller.

## STATE BOARD OF INVESTMENT

105 MEA Bldg., 55 Sherburne Ave., St. Paul 55155, (612)296-3328.

**Law provides:** for a board comprised of the governor, state auditor, state treasurer, secretary of state, and the attorney general to administer and direct the investment of all state funds. The board is responsible for the investment, purchase and sale of securities for statewide pension funds, trust funds, and cash accounts. An advisory council advises the board and the executive director on general policy and investment management. Minnesota Statutes prescribe the types of securities in which funds may be invested by the board and include provisions to insure the quality of investments (Minnesota Constitution, Article XI; Minnesota Statutes, Chapter 11A).

**Executive Director:** Howard J. Bicker.

## EXECUTIVE OFFICERS SINCE STATEHOOD

### GOVERNORS

Name	P.O. address	Assumed office
Henry H. Sibley	St. Paul	May 24, 1858
Alexander Ramsey	St. Paul	January 2, 1860
Henry A. Swift	St. Peter	July 10, 1863
Stephen Miller	Worthington	January 11, 1864
William R. Marshall	St. Anthony	January 8, 1866
Horace Austin	St. Peter	January 9, 1870
Cushman K. Davis	St. Paul	January 7, 1874
John S. Pillsbury	Minneapolis	January 7, 1876
Lucius F. Hubbard	Red Wing	January 10, 1882
A. R. McGill	St. Peter	January 5, 1887
William R. Merriam	St. Paul	January 9, 1889
Knute Nelson	Alexandria	January 4, 1893
David M. Clough	Minneapolis	January 31, 1895
John Lind	New Ulm	January 2, 1899
Samuel R. VanSant	Winona	January 7, 1901
John A. Johnson	St. Peter	January 4, 1905
Adolph O. Eberhart	Mankato	September 21, 1909
Winfield S. Hammond	St. James	January 5, 1915
J. A. A. Burnquist	St. Paul	December 30, 1915
J. A. O. Preus	Minneapolis	January 5, 1921
Theodore Christianson	Dawson	January 6, 1925
Floyd B. Olson	Minneapolis	January 6, 1931
Hjalmar Petersen	Askov	August 24, 1936
Elmer A. Benson	Appleton	January 4, 1937
Harold E. Stassen	South St. Paul	January 2, 1939
Edward J. Thye	Northfield	April 27, 1943
Luther W. Youngdahl	Minneapolis	January 8, 1947
C. Elmer Anderson	Brainerd	September 27, 1951
Orville L. Freeman	Minneapolis	January 5, 1955
Elmer L. Andersen	St. Paul	January 2, 1961
Karl F. Rolvaag	St. Paul	March 25, 1963
Harold LeVander	South St. Paul	January 2, 1967
Wendell R. Anderson	St. Paul	January 4, 1971
Rudy Perpich	Hibbing	December 29, 1976
Al Quie	Dennison	January 4, 1979

CHAPTER 3 CONSTITUTIONAL OFFICERS

Rudy Perpich .....	Hibbing .....	January 3, 1983
*Arne Carlson .....	Shoreview .....	January 7, 1991

**LIEUTENANT GOVERNORS**

<b>Name</b>	<b>P.O. address</b>	<b>Assumed office</b>
William Holcombe .....	Stillwater .....	May 24, 1858
Ignatius Donnelly .....	Nininger .....	January 2, 1860
Henry A. Swift .....	St. Peter .....	March 3, 1863
Charles D. Sherwood .....	Prescott .....	January 11, 1864
Thomas H. Armstrong .....	High Forest .....	January 8, 1866
William H. Yale .....	Winona .....	January 7, 1870
Alphonso Barto .....	Sauk Centre .....	January 9, 1874
James B. Wakefield .....	Blue Earth .....	January 7, 1876
C. A. Gilman .....	St. Cloud .....	January 10, 1880
A. E. Rice .....	Willmar .....	January 4, 1887
G. S. Ives .....	St. Peter .....	January 5, 1891
D. M. Clough .....	Minneapolis .....	January 3, 1893
Frank A. Day .....	Fairmont .....	January 31, 1895
John L. Gibbs .....	Geneva .....	January 5, 1897
Lyndon A. Smith .....	Montevideo .....	January 3, 1899
Ray W. Jones .....	Minneapolis .....	January 5, 1903
Adolph O. Eberhart .....	Mankato .....	January 5, 1907
E. E. Smith .....	Minneapolis .....	June 25, 1910
S. Y. Gordon .....	Browns Valley .....	January 3, 1911
J. A. A. Burnquist .....	St. Paul .....	January 7, 1913
Geo. H. Sullivan .....	Stillwater .....	October 28, 1916
Thos. Frankson .....	St. Paul .....	January 2, 1917
Louis L. Collins .....	Minneapolis .....	January 4, 1921
W. I. Nolan .....	Minneapolis .....	January 6, 1925
Chas. E. Adams .....	Duluth .....	June 25, 1929
Henry Arens .....	Jordan .....	January 6, 1931
K. K. Solberg .....	Clarkfield .....	January 3, 1933
Hjalmar Petersen .....	Askov .....	January 8, 1935
Gottfrid Lindsten .....	Minneapolis .....	January 5, 1937
C. Elmer Anderson .....	Brainerd .....	January 2, 1939
Edward J. Thye .....	Northfield .....	January 4, 1943
Archie H. Miller .....	Hopkins .....	April 27, 1943
C. Elmer Anderson .....	Brainerd .....	January 2, 1945
Ancher Nelsen .....	Hutchinson .....	January 5, 1953
Donald O. Wright .....	Minneapolis .....	September 3, 1954
Karl F. Rolvaag .....	Rochester .....	January 3, 1955
A. M. Keith .....	Rochester .....	January 8, 1963
James B. Goetz .....	Winona .....	January 2, 1967
Rudy Perpich .....	Hibbing .....	January 4, 1971
Alec G. Olson .....	Spicer .....	December 29, 1976
Lou Wangberg .....	Bemidji .....	January 4, 1979
Marlene Johnson .....	St. Paul .....	January 3, 1983
Joanell Dyrstad .....	Red Wing .....	January 7, 1991
*Joanne E. Benson .....	St. Cloud .....	January 3, 1995

**SECRETARIES OF STATE**

<b>Name</b>	<b>P.O. address</b>	<b>Assumed office</b>
Francis Baasen .....	New Ulm .....	May 24, 1858
James H. Baker .....	Mankato .....	January 2, 1860
David Blakeley .....	St. Paul .....	November 17, 1862
Henry C. Rogers .....	St. Paul .....	January 8, 1868
Hans Mattson .....	Minneapolis .....	January 7, 1870
S. P. Jennison .....	Red Wing .....	January 5, 1872
John S. Irgens .....	Austin .....	January 7, 1876
Fred VonBaumbach .....	Alexandria .....	January 10, 1880
Hans Mattson .....	Minneapolis .....	January 4, 1887
Frederick P. Brown .....	Blue Earth .....	January 5, 1891
Albert Berg .....	Center City .....	January 7, 1895
Peter E. Hanson .....	Litchfield .....	January 7, 1901
Julius A. Schmahl .....	Redwood Falls .....	January 7, 1907
Mike Holm .....	Roseau .....	January 4, 1921
H. H. Chesterman .....	St. Paul .....	July 7, 1952
Mrs. Mike Holm .....	St. Paul .....	September 16, 1952
Joseph L. Donovan .....	Duluth .....	January 3, 1955
Arlen I. Erdahl .....	Blue Earth .....	January 4, 1971
*Joan Anderson Growe .....	Minneapolis .....	January 6, 1975

**AUDITORS**

<b>Name</b>	<b>P.O. address</b>	<b>Assumed office</b>
W. F. Dunbar .....	Caledonia .....	May 24, 1858
Charles McIlrath .....	St. Paul .....	January 1, 1861

O. P. Whitcomb	Rochester	January 13, 1873
W. W. Braden	Preston	January 10, 1882
Adolph Biermann	Rochester	January 5, 1891
Robert C. Dunn	Princeton	January 7, 1895
Samuel G. Iverson	Rushford	January 5, 1903
J. A. O. Preus	Minneapolis	January 5, 1915
Ray P. Chase	Anoka	January 5, 1921
Stafford King	St. Paul	January 6, 1931
William J. O'Brien	Mendota Heights	March 7, 1969
Rolland F. Hatfield	St. Paul	January 4, 1971
Robert W. Mattson	St. Paul	January 6, 1975
Arne H. Carlson	Roseville	January 4, 1979
Mark Dayton	Minneapolis	January 7, 1991
*Judith H. Dutcher	Minnetonka	January 3, 1995

**TREASURERS**

<b>Name</b>	<b>P.O. address</b>	<b>Assumed office</b>
George W. Armstrong	St. Paul	May 24, 1858
Charles Scheffer	St. Paul	January 1, 1860
Emil Munch	Pine City	January 10, 1868
William Seeger	St. Peter	January 5, 1872
Edwin W. Dyke	Faribault	February 7, 1873
William Pfaender	New Ulm	January 7, 1876
Charles Kittelson	St. Paul	January 10, 1880
Joseph Bobleter	New Ulm	January 5, 1887
August T. Koerner	Litchfield	January 7, 1895
Julius H. Block	St. Peter	January 7, 1901
Clarence C. Dinehart	Slayton	January 7, 1907
E. S. Pettijohn	St. Peter	June 8, 1910
Walter J. Smith	Eveleth	January 3, 1911
A. C. Gooding	Rochester	February 14, 1916
Henry Rines	Mora	January 2, 1917
Edward W. Stark	Center City	July 1, 1925
Julius A. Schmahl	St. Paul	January 4, 1927
C. A. Halverson	Revere	January 5, 1937
Julius A. Schmahl	Redwood Falls	January 2, 1939
Val Bjornson	Minneapolis	January 2, 1951
Arthur Hansen	Ulen	January 3, 1955
Val Bjornson	Minneapolis	January 7, 1957
Jim Lord	Chanhassen	January 6, 1975
Robert W. Mattson	Britt	January 3, 1983
*Michael A. McGrath	Bloomington	January 7, 1987

**ATTORNEYS GENERAL**

<b>Name</b>	<b>P.O. address</b>	<b>Assumed office</b>
Charles H. Berry	Mankato	May 24, 1858
Gordon E. Cole	Faribault	January 4, 1860
William Colville	Lake City	January 8, 1866
F. R. E. Cornell	Minneapolis	January 10, 1868
George P. Wilson	Winona	January 9, 1874
Charles M. Start	Rochester	January 10, 1880
W. J. Hahn	Minneapolis	March 11, 1881
Moses E. Clapp	Fergus Falls	January 5, 1887
H. W. Childs	Wadena	January 2, 1893
W. B. Douglas	Moorhead	January 2, 1899
W. J. Donahower	St. Paul	April 1, 1904
Edward T. Young	Appleton	January 2, 1905
George T. Simpson	Winona	January 4, 1909
Lyndon A. Smith	Montevideo	January 1, 1912
Clifford L. Hilton	Fergus Falls	March 9, 1918
Albert F. Pratt	Anoka	December 21, 1927
G. A. Youngquist	Crookston	February 2, 1928
Henry N. Benson	St. Peter	November 20, 1929
Harry H. Peterson	St. Paul	January 3, 1933
William S. Ervin	Minneapolis	December 15, 1936
J. A. A. Burnquist	Minneapolis	January 2, 1939
Miles Lord	Minneapolis	January 3, 1955
Walter F. Mondale	Minneapolis	May 4, 1960
Robert W. Mattson	Minneapolis	December 30, 1964
Douglas M. Head	Minneapolis	January 2, 1967
Warren Spannaus	Minneapolis	January 4, 1971
*Hubert H. Humphrey III	New Hope	January 3, 1983
* — incumbent		

**MINNESOTA VOTE FOR GOVERNOR SINCE 1857** \_\_\_\_\_

**A:** Alliance  
**AM:** American Party of Minnesota  
**Am:** American  
**C:** Communist  
**D:** Democratic  
**DFL:** Democratic-Farmer-Labor  
**D-Peo:** Democratic People's  
**ER:** EarthRIGHT  
**FL:** Farmer-Labor  
**G:** Greenback  
**GRP:** Grassroots  
**HG:** Honest Government 87  
**I:** Independent  
**In:** Industrial  
**InG:** Industrial Government  
**InGSL:** Industrial Government (Socialist Labor)  
**InL:** Industrial Labor  
**IProg:** Independent Progressive

**IR:** Independent-Republican  
**L:** Libertarian  
**LIB:** Libertarian  
**M-Pop:** Midroad-Populist  
**N:** National  
**NRA:** Nutritional Rights Alliance  
**Peo:** People's  
**PO:** Public Ownership  
**Pro:** Prohibition  
**Prog:** Progressive  
**R:** Republican  
**S:** Socialist  
**SA:** Savings Account  
**SD:** Socialist Democrat  
**SIn:** Socialist Industrial  
**SL:** Socialist Labor  
**SW:** Socialist Workers  
**WC:** Workers Communist

**1857**  
 Henry H. Sibley (D) ..... 17,790  
 Alexander Ramsey (R) ..... 17,550  
 \_\_\_\_\_  
 35,340

**1859**  
 Alexander Ramsey (R) ..... 21,335  
 George L. Becker (D) ..... 17,582  
 \_\_\_\_\_  
 38,917

**1861**  
 Alexander Ramsey (R) ..... 16,274  
 E. O. Hamblin (D) ..... 10,448  
 \_\_\_\_\_  
 26,722

**1863**  
 Stephen Miller (R) ..... 19,628  
 Henry T. Welles (D) ..... 12,739  
 \_\_\_\_\_  
 32,367

**1865**  
 William R. Marshall (R) ..... 17,318  
 Henry M. Rice (D) ..... 13,842  
 \_\_\_\_\_  
 31,160

**1867**  
 William R. Marshall (R) ..... 34,874  
 Charles E. Flandrau (D) ..... 29,502  
 \_\_\_\_\_  
 64,376

**1869**  
 Horace Austin (R) ..... 27,348  
 George L. Otis (D) ..... 25,401  
 Daniel Cobb (Pro) ..... 1,764  
 \_\_\_\_\_  
 54,513

**1871**  
 Horace Austin (R) ..... 46,950  
 Winthrop Young (D) ..... 30,376  
 Samuel Mayall (Pro) ..... 846  
 \_\_\_\_\_  
 78,172

**1873**  
 Cushman K. Davis (R) ..... 40,741  
 Ara Barton (D) ..... 35,245  
 Samuel Mayall (Pro) ..... 1,036  
 \_\_\_\_\_  
 77,022

**1875**  
 John S. Pillsbury (R) ..... 47,073  
 D. L. Buell (D) ..... 35,275  
 R. F. Humiston (Pro) ..... 1,589  
 \_\_\_\_\_  
 83,937

**1877**  
 John S. Pillsbury (R) ..... 57,071  
 William L. Banning (D) ..... 39,147  
 William Meigher (G) ..... 2,396  
 Austin Willey (Pro) ..... 1,421  
 \_\_\_\_\_  
 100,035

**1879**  
 John S. Pillsbury (R) ..... 57,524  
 Edmund Rice (D) ..... 41,524  
 W. W. Satterlee (Pro) ..... 2,868  
 William Meigher (G) ..... 4,264  
 \_\_\_\_\_  
 106,180

**1881**  
 Lucius F. Hubbard (R) ..... 65,025  
 Richard W. Johnson (D) ..... 37,168  
 C. H. Roberts (G) ..... 2,676  
 Isaac C. Searns (Pro) ..... 708  
 \_\_\_\_\_  
 105,577

**1883**  
 Lucius F. Hubbard (R) ..... 72,462  
 Adolph Biermann (D) ..... 58,251  
 Charles E. Holt (Pro) ..... 4,924  
 \_\_\_\_\_  
 135,637

**1886**  
 Andrew R. McGill (R) ..... 107,064  
 Albert Ames (D) ..... 104,464  
 James E. Childs (Pro) ..... 9,030  
 \_\_\_\_\_  
 220,558

**1888**  
 William R. Merriam (R) ..... 134,355  
 Eugene M. Wilson (D) ..... 110,251  
 Hugh Harrison (Pro) ..... 17,026  
 \_\_\_\_\_  
 261,632

**1890**  
 William R. Merriam (R) ..... 88,111  
 Thomas Wilson (D) ..... 85,844  
 Sidney M. Owen (A) ..... 58,513  
 James P. Pinkham (Pro) ..... 8,424  
 \_\_\_\_\_  
 240,892

**1892**  
 Knute Nelson (R) ..... 109,220  
 Daniel W. Lawler (D) ..... 94,600  
 Ignatius Donnelly (Peo) ..... 39,862  
 William J. Dean (Pro) ..... 12,239  
 \_\_\_\_\_  
 255,921

**1894**  
 Knute Nelson (R) ..... 147,943  
 George L. Becker (D) ..... 53,584  
 Sidney M. Owen (Peo) ..... 87,890  
 Hans S. Hilleboe (Pro) ..... 6,832  
 \_\_\_\_\_  
 296,249

**1896**  
 David M. Clough (R) ..... 165,806  
 John Lind (D-Peo) ..... 162,254  
 William J. Dean (Pro) ..... 5,154  
 A. A. Ames (I) ..... 2,890  
 W. B. Hammond (S) ..... 1,125  
 \_\_\_\_\_  
 337,229

**1898**

William H. Eustis (R)	111,796
John Lind (D-Peo)	131,980
George W. Higgins (Pro)	5,299
William B. Hammond (SL)	1,685
Lionel C. Long (M-Pop)	1,802
	<u>252,562</u>

**1900**

Samuel R. VanSant (R)	152,905
John Lind (D-Peo)	150,651
Bernt B. Haugan (Pro)	5,430
Sylvester M. Fairchild (M-Pop)	763
Thomas H. Lucas (SD)	3,546
Edward Kriz (SL)	886
	<u>314,181</u>

**1902**

Samuel R. VanSant (R)	155,849
Leonard A. Rosing (D)	99,362
Thomas J. Meighen (Peo)	4,821
Charles Scanton (Pro)	5,765
Jay E. Nash (S)	2,521
Thomas VanLear (SL)	2,570
	<u>270,888</u>

**1904**

Robert C. Dunn (R)	140,130
John A. Johnson (D)	147,992
Charles W. Dorsett (Pro)	7,577
Jay E. Nash (PO)	5,810
A. W. M. Anderson (SL)	2,293
	<u>303,802</u>

**1906**

A. L. Cole (R)	96,162
John A. Johnson (D)	168,480
Charles W. Dorsett (Pro)	7,223
O. E. Loftus (PO)	4,646
	<u>276,511</u>

**1908**

Jacob F. Jacobson (R)	147,997
John A. Johnson (D)	175,136
George D. Haggard (Pro)	7,024
Becher Moore (PO)	6,516
William W. Allen (I)	593
	<u>337,266</u>

**1910**

Adolph O. Eberhart (R)	164,185
James Gray (D)	103,779
J. F. Heiberg (Pro)	8,959
George E. Barrett (PO)	11,173
C. W. Brandborg (SL)	6,310
	<u>294,606</u>

**1912**

Adolph O. Eberhart (R)	129,688
Peter M. Ringdahl (D)	99,659
David Morgan (PO)	25,769
Engebret E. Lobeck (Pro)	29,876
Paul V. Collins (Prog)	33,455
	<u>318,447</u>

**1914**

William E. Lee (R)	143,730
Winfield S. Hammond (D)	156,304
Thomas J. Lewis (S)	17,225
Willis G. Calderwood (Pro)	18,582
Hugh T. Halbert (Prog)	3,553
Herbert Johnson (InL)	3,861
	<u>343,255</u>

**1916**

J. A. A. Burnquist (R)	245,841
Thomas P. Dwyer (D)	93,112
J. O. Bentall (S)	26,306
Thomas J. Anderson (Pro)	19,884
John P. Johnson (InL)	5,476
	<u>390,619</u>

**1918**

J. A. A. Burnquist (R)	166,515
Fred E. Wheaton (D)	76,793
L. P. Berot (S)	7,794
Olaf O. Stageberg (N)	6,648
David H. Evans (FL)	11,948
	<u>369,698</u>

**1920**

Jacob A. O. Preus (R)	415,805
Henrik Shipstead (I)	281,402
L. C. Hodgson (D)	81,293
Peter J. Sampson (S)	5,124
	<u>783,624</u>

**1922**

Jacob A. O. Preus (R)	309,756
Magnus Johnson (FL)	295,479
Edward Indrehus (D)	79,903
	<u>685,138</u>

**1924**

Theodore Christianson (R)	406,692
Floyd B. Olson (FL)	366,029
Carlos Avery (D)	49,353
Oscar Anderson (In)	3,876
Michael Ferch (Pro)	9,052
	<u>835,002</u>

**1926**

Theodore Christianson (R)	395,779
Magnus Johnson (FL)	266,845
Alfred Jaques (D)	38,008
	<u>700,632</u>

**1928**

Theodore Christianson (R)	549,857
Ernest Lundeen (FL)	227,193
Andrew Nelson (D)	213,734
Harris A. Brandborg (In)	3,279
J. O. Bentall (WC)	5,760
	<u>999,823</u>

**1930**

Raymond P. Chase (R)	289,528
Floyd B. Olson (FL)	473,154
Edward Indrehus (D)	29,109
Karl Reeve (C)	5,594
	<u>797,385</u>

**1932**

Earle Brown (R)	334,081
Floyd B. Olson (FL)	522,438
John E. Regan (D)	169,859
William Schneiderman (C)	4,807
John P. Johnson (In)	1,824
	<u>1,035,009</u>

**1934**

Floyd B. Olson (FL)	468,812
Martin A. Nelson (R)	396,359
John E. Regan (D)	176,928
Samuel K. Davis (C)	4,334
Arthur C. Townley (I)	4,454
	<u>1,050,887</u>

**1936**

Elmer A. Benson (FL)	680,342
Martin A. Nelson (R)	431,841
Earl Stewart (In)	7,996
	<u>1,120,179</u>

**1938**

Elmer A. Benson (FL)	387,263
Harold E. Stassen (R)	678,839
Thomas Gallagher (D)	65,875
John William Castle (In)	899
	<u>1,132,876</u>

**1940**

Harold E. Stassen (R)	654,686
Hjalmer Petersen (FL)	459,609
Edward Murphy (D)	140,021
John William Castle (In)	3,175
	<u>1,257,491</u>

**1942**

Harold E. Stassen (R)	409,800
Hjalmer Petersen (FL)	299,917
John D. Sullivan (D)	75,151
Martin Mackie (C)	5,082
Harris A. Brandborg (InG)	4,278
	<u>794,228</u>

CHAPTER 3 CONSTITUTIONAL OFFICERS

**1944**

Edward J. Thye (R)	701,185
Byron G. Allen (DFL)	430,132
Gerald M. York (InG)	7,151
	<u>1,138,468</u>

**1946**

Luther W. Youngdahl (R)	519,067
Harold H. Barker (DFL)	349,565
Rudolph Gustafson (InGSL)	11,716
	<u>880,348</u>

**1948**

Luther W. Youngdahl (R)	643,572
Charles L. Halsted (DFL)	545,766
Rudolph Gustafson (InGSL)	6,598
Orville E. Olson (Pro)	14,950
	<u>1,210,886</u>

**1950**

Luther W. Youngdahl (R)	635,800
Harry H. Peterson (DFL)	400,637
Vernon G. Campbell (InGSL)	10,195
	<u>1,046,632</u>

**1952**

C. Elmer Anderson (R)	785,125
Orville L. Freeman (DFL)	624,480
Martin Fredrickson (Prog)	5,227
Eldrid H. Bauers (InGSL)	4,037
	<u>1,418,869</u>

**1954**

C. Elmer Anderson (R)	538,865
Orville L. Freeman (DFL)	607,099
Ross Schelin (InG)	5,453
	<u>1,151,417</u>

**1956**

Orville L. Freeman (DFL)	731,180
Ancher Nelsen (R)	685,196
Rudolph Gustafson (InG)	5,785
	<u>1,422,161</u>

**1958**

Orville L. Freeman (DFL)	658,326
George MacKinnon (R)	490,731
Arne Anderson (InG)	10,858
	<u>1,159,915</u>

**1960**

Orville L. Freeman (DFL)	760,934
Elmer L. Andersen (R)	783,813
Rudolph Gustafson (InG)	5,518
	<u>1,550,265</u>

**1962**

Karl F. Rolvaag (DFL)	619,842
Elmer L. Andersen (R)	619,751
William Braatz (InG)	7,234
	<u>1,246,827</u>

**1966**

Karl F. Rolvaag (DFL)	607,943
Harold LeVander (R)	680,593
Kenneth Sachs (InG)	6,522
	<u>1,295,058</u>

**1970**

Wendell R. Anderson (DFL)	737,921
Douglas M. Head (R)	621,780
Karl Heck (InG)	4,781
Jack Kirkham (write-in votes)	961
	<u>1,365,443</u>

**1974**

Wendell R. Anderson (DFL)	786,787
John W. Johnson (R)	367,722
Jane VanDeusen (SW)	9,232
Erwin Marquitt (C)	3,570
Harry M. Pool (Am)	20,454
Richard R. Kleinow (L)	2,115
Genevieve Gunderson (InG)	2,720
James G. Miles (I)	60,150
	<u>1,252,750</u>

**1978**

Al Quie (IR)	830,019
Rudy Perpich (DFL)	718,244
Richard Pedersen (AM)	21,058
Jill Lakowske (SW)	6,287
Tom McDonald (HG)	4,254
Robin E. Miller (L)	3,689
Edwin C. Pommerening (SA)	2,043
	<u>1,585,594</u>

**1982**

Rudy Perpich (DFL)	1,049,104
Wheelock Whitney (IR)	711,796
Kathy Wheeler (SW)	10,332
Tom McDonald (HG)	7,984
Franklin Haws (L)	6,323
	<u>1,785,539</u>

**1986**

Rudy Perpich (DFL)	790,138
Cal R. Ludeman (IR)	606,755
W. Z. Brust (WLP)	4,208
Joseph A. Rohner III (Lib)	3,852
Tom Jaax (SWP)	3,151
	<u>1,408,104</u>

**1990**

Arne Carlson (IR)	895,988
Rudy Perpich (DFL)	836,218
Heart Warrior Chosa (ER)	21,139
Ross S. Culverhouse (GRP)	17,176
Wendy Lyons (SW)	6,701
Jon Grunseth (IR)	10,941
	<u>1,788,163</u>

**1994**

Arne Carlson (IR)	1,094,165
John Marty (DFL)	589,344
Will Shetterly (GRP)	20,785
Jon Hillson (SWP)	3,022
Eric Olson (LIB)	15,467
Leslie Davis (NRA)	4,611
	<u>1,727,394</u>

**CHAPTER FOUR**


**EXECUTIVE BRANCH  
DEPARTMENTS AND AGENCIES**

---

**State Executive Departments . . . . . 176**

**Minnesota's Educational Institutions. . . . . 194**

**Boards, Commissions and Other Agencies . . . . . 199**



White House photo

President Clinton addresses the American Association of Community Colleges in Minneapolis on April 24, 1995. Minnesota enjoys a national reputation as a leader in the community college movement.

## DEPARTMENT OF ADMINISTRATION

---

200 Administration Bldg., 50 Sherburne Ave., St. Paul 55155; (612) 296-3862

**Law provides:** The department directs the state government's information, real property, management and material resources. (*Minnesota Statutes, Chapter 16B*)

**Commissioner:** Elaine S. Hansen

**Biography:** Certified Public Accountant; University of Minnesota, Duluth, Bachelor in Accounting; Williams College, Williamstown, MA, Executive Program; Director of Finance, City of Duluth; treasurer, Minnesota Technology, Inc.; staff auditor and director of audits, Office of the State Auditor, State of Minnesota; accountant, comptroller, and chief accounting officer, various firms and businesses; memberships: American Institute of Certified Public Accountants, the Minnesota Society of Certified Public Accountants, Institute of Internal Auditors, Association of Governmental Accountants, Government Finance Officers Association; and alternate delegate to National Intergovernmental Audit Forum.

**Appointed:** 1995

**Salary:** \$67,500

**Assistant Commissioner:** Terry L. Bock

**Function:** The department is charged with managing internal operations of the executive branch. Its mission is to improve the quality and productivity of Minnesota government.

**Management Analysis Division** is state government's in-house management consulting organization, providing consulting services to state agencies, the governor, the Legislature and local units of government. The division administers CORE (Carlson/Dyrstad Commission on Reform and Efficiency) charged by the governor and Legislature with recommending comprehensive state government reforms.

**Assistant Commissioner:** Frederick O. Grimm

**Intertechnologies Group** provides service in managing and operating information technology resources. Services provided to state agencies, the Legislature, cities and counties, the courts, and libraries include: data processing, telecommunications, land management information and 9-1-1.

**Assistant Commissioner:** Bernard E. Conlin

**Operations Management Bureau** provides general services to state agencies which include: transportation services; printing; mailing services; publishing; marketing and sale of publications, products, and mailing lists; record storage; microfilming of documents; production and distribution of the State Register; purchasing; inventory management; asset disposal, procurement from small, disadvantaged and targeted business; insurance coverage, and statewide leadership to the volunteer community.

**Assistant Commissioner:** Robert A. Schroeder

**Facilities Management Bureau** provides development and control services affecting the land and buildings owned or leased by the state. This bureau manages the real estate operations of state facilities by planning, designing, constructing, operating, maintaining, leasing, renovating, and preserving state buildings and grounds. It develops comprehensive strategies to control physical assets using computer modeling and spatial, technological, and program projections.

**Assistant Commissioner:** Dennis J. Spalla

**Information Policy Office (IPO)** assures that all major state government information management activities are coordinated and well-managed. The office takes a statewide view of agency information systems, provides a vision beyond that of the individual agency, and acts as the state's information technology leader. IPO also works with policymakers to develop information systems and policies.

**Assistant Commissioner:** Beverly J. Schuft

**Administrative Services** provides financial management for the department, support for the department's human resources, grant administration, and the statewide Employee Assistance Program which provides confidential assessment and short-term counseling to state employees and their families.

**Acting Director:** Larry Freund



## DEPARTMENT OF AGRICULTURE

---

90 W. Plato Blvd., St. Paul 55107; (612) 297-3219

**Law provides:** The department encourages and promotes agricultural industries, assists in the marketing of farm products, and exercises regulatory powers to ensure the continued high quality of Minnesota agricultural production. (*Minnesota Statutes, Section 17.03*)

**Commissioner:** Elton R. Redalen

**Biography:** Fountain. Born March 5, 1926; University of Minnesota; Miami University, Oxford, Ohio; Minnesota House of Representatives (1977-1991); chair, Regulated Industries, 1985-86; member, committees on Agriculture, Taxes, Environment and Natural Resources, Labor Management Relations; dairy farmer; wife: Joyce, seven children.

**Appointed:** 1991

**Salary:** \$67,505



**Assistant Commissioner:** William L. Oemichen

**Assistant Commissioner:** Merlyn O. Valan

**Function:** The department is the state's farm-food regulatory and promotion agency. Its mission is to work towards a diverse agricultural industry that is economically profitable and environmentally sustainable; to protect public health and safety regarding food and agricultural products; to provide consumer protection on food product quality and content; and to assure orderly commerce in agricultural and food products. To meet this vital mission, the department is organized into three program areas:

**Protection Service** is the state's premier food safety agency and protects public health and safety through its food and dairy inspection; agricultural chemical regulation; ground and surface water cleanup; nursery inspection; plant pest prevention and control; and weed, seed and feed programs.

**Promotion and Marketing** promotes and develops national markets for Minnesota agricultural products; promotes value-added production and processing of Minnesota agricultural products; and provides financial assistance to beginning farmers and to farmer-owned Minnesota processing facilities.

**Administration and Financial Assistance** supports the department by providing licensing, accounting, personnel, office management, planning and information services assistance to program areas. This area also includes the department's livestock compensation, agricultural land preservation, and sustainable agriculture programs.

## DEPARTMENT OF COMMERCE

---

133 7th St. E., St. Paul 55101; (612) 296-4026

**Law provides:** The department is responsible for the regulation of state banks, savings banks, trust companies, savings associations, insurance companies, insurance agents, credit unions, securities, franchises, subdivided land, real estate, collection agencies, and all other financial institutions organized under the laws of this state. (*Minnesota Statutes, Section 45.01*)

**Commissioner:** James E. Ulland

**Biography:** Minneapolis. Undergraduate degree from Carlton College, Northfield; MBA from Wharton School of Business, Univ. of Pennsylvania; Minnesota House of Representatives 1969 to 1976; Minnesota Senate, 1976 to 1984. Minority Leader of the Republican Senate Caucus in 1982; Senior Vice-President, Corporate Relations, First Bank Minneapolis, 1984; Vice-President, National Banking Group, First Bank, 1988; Vice-President and Manager of Minneapolis Office, Tokai Bank; memberships: World Trade Center Board of Directors, Advantage Minnesota, the Minnesota Health Care Commission, and involved in a wide variety of community programs.

**Appointed:** 1993

**Salary:** \$67,500



**Function:** The department consists of three divisions with the following functions:

**Enforcement and Licensing** receives calls and complaints from the public in the areas of residential building contractors, insurance, real estate, securities, franchising, collection agencies and other state regulated financial services. The division investigates complaints of alleged violations and seeks resolutions or recommends disciplinary actions to the commissioner. The division also licenses individuals in approximately 20 regulated professions to assure that sellers of services and products meet minimum standards of conduct and expertise.

**Insurance and Registration** reviews insurance company policy forms and rates. It also licenses and monitors the financial condition of insurance companies. The Registration Section registers securities, franchises and other business activities. The division also administers the Unclaimed Property program and the state's petroleum tank clean-up fund.

**Financial Examinations** charters and monitors the financial condition of state banks, trust companies, credit unions and other financial institutions and consumer credit licensees to ensure consumer protection and preserve a sound financial services industry.

## DEPARTMENT OF CORRECTIONS

---

1450 Energy Park Drive, Suite 200, St. Paul 55108; (612) 642-0200

**Law provides:** The commissioner has the power and duties to accept persons committed by the courts for care, custody and rehabilitation and for the administration of the state correctional facilities. (*Minnesota Statutes, Chapter 241*)



**Commissioner:** Frank W. Wood

**Biography:** North St. Paul. Born September 24, 1938; Antioch College (B.A., law and justice administration); correctional officer, Minnesota State Prison (1959-1963); lieutenant, training director, correctional captain, assistant director and director of secure treatment for juvenile and youthful offenders, assistant to superintendent, Minnesota Correctional Facility-Lino Lakes (1963-1973); director, inspection and enforcement unit, Minnesota Department of Corrections (1973-1976); warden, Minnesota Correctional Facility-Stillwater (1976-1980); warden, Minnesota Correctional Facility-Oak Park Heights (1980-1992); deputy commissioner, institutions division, Minnesota Department of Corrections (1992-1993).

**Appointed:** 1993

**Salary:** \$67,505

**Institutions Division** is responsible for institutional operations and support services including health care, education, industry, and other program areas.

**Deputy Commissioner:** James H. Bruton

**Community Services Division** is responsible for probation and releasee services, administration of the community corrections act, and jail inspection activities.

**Deputy Commissioner:** Richard T. Mulcrone

**Management Services Division** is responsible for programs for crime victims, human resource management, financial and office services, information technology and research, planning for female offenders, employee development, and inmate disciplinary hearings.

**Assistant Commissioner:** Lurline Baker-Kent

**Adult Release** is responsible for supervised release and parole of adult inmates.

**Executive Officer:** Robert Harrell

**Juvenile Release** is responsible for release of juveniles committed to state correctional facilities.

**Executive Officer:** Richard Quick

## MINNESOTA CORRECTIONAL INSTITUTIONS

**Stillwater:** close-security facility for adult male felons.

**Warden:** Dennis Benson

**St. Cloud:** close-security facility for younger adult male felons.

**Warden:** LeRoy Siegel

**Oak Park Heights:** maximum-security facility for high risk adult males.

**Warden:** Erik Skon

**Lino Lakes:** medium/minimum security facility for adult males.

**Warden:** Fred LaFleur

**Shakopee:** facility for adult female offenders.

**Warden:** Connie Roehrich

**Faribault:** medium-security facility for adult males.

**Warden:** Lou Stender

**Willow River / Moose Lake:** medium/minimum security facility for adult males; also site of Challenge Incarceration Program.

**Warden:** Patt Adair

**Sauk Centre:** facility for male juvenile offenders from western counties and all female juvenile offenders.

**Superintendent:** Dale Ulrich

**Red Wing:** facility for juvenile male offenders from eastern and metro counties and for minimum-security adult males.

**Superintendent:** Gerald O'Rourke

**Thistledeew Camp:** a three-month program for juvenile males referred by the courts.

**Superintendent:** David Hegg

## DEPARTMENT OF ECONOMIC SECURITY

390 N. Robert St., St. Paul 55101; (612) 296-3711

**Law provides:** The department has responsibility for income and employment policies and for linking payments, job training and placement programs with veterans' programs, vocational and post-secondary training, federal income insurance programs, economic development programs and rehabilitation services. (*Minnesota Statutes, Chapter 268*)

**Commissioner:** R. Jane Brown

**Biography:** Lino Lakes. Born February 23, 1945, Milwaukee, WI; Winona State University, (B.S., business education); executive director, American Physical Therapy Association, MN Chapter; director, Treasury and Benefit Plan Investments, and director, Corporate Credit Diversified Energies, Inc., Minnegasco, Inc.; energy assistance programs director, Minnesota Department of Economic Security; employment coordinator, Blaine Sr. High School; state training officer, Governor's Office of Economic Opportunity; Head Start director, Southwestern Minnesota Opportunity Council; business education teacher, Park Senior High; executive secretary, Congressman Albert H. Quie's office



**Appointed:** 1991

**Salary:** \$67,505

**Deputy Commissioner:** Earl Wilson

**Job Service/Unemployment Insurance Division** matches workers with employer job orders, provides job seeking assistance and labor market information. Operates job related services such as computerized resume/job match system, public access to job listings, Veterans' Program, Alien Labor Certification and Trade Adjustment Assistance. Processes claims, decides contested cases and issues payments for Reemployment Insurance. Also collects employer taxes, maintains employee wage records, and provides related services and information. Provides for appeals of contested claims/taxes, fraud investigation, and quality control.

**Assistant Commissioner:** Gary Sorenson

**Rehabilitation Services Division** prepares persons with physical, mental and emotional disabilities for employment and independent living compatible with their abilities. Included in this division are the Extended Employment Program, Independent Living Program, Vocational Rehabilitation Services

## CHAPTER 4 DEPARTMENTS AND AGENCIES

and Disability Determination Services Program.

**Assistant Commissioner:** Norena Hale

**Community Based Services Division** working with Community Action Agencies, Private Industry Councils and other local providers, offers a variety of services that assist families in becoming more self-sufficient. Included in this division are 34 separate programs in youth employment, self-sufficiency, energy, employment and training, and dislocated worker programs.

**Assistant Commissioner:** Byron Zuidema

**State Services for the Blind** provides vocational rehabilitation, self-care training, counseling, independent living and communication services such as Braille, tapes, and special radios to blind and visually impaired Minnesotans. Included in this division are the Business Enterprises Program, Career and Independent Living Program, The Store, and the Communications Center.

**Assistant Commissioner:** Richard Davis

**Program Support Services Division** provides support services to the operating divisions of this department through a variety of offices. These include Human Resources, Fiscal Management, Planning and Technology, Customer Services, and Quality Resources. It also contains the Research and Statistics office and supports two major projects: the Labor Market Information Redesign project and the Workforce Development (One-Stop Career Centers) Project Office.

**Deputy Commissioner:** Earl Wilson

## DEPARTMENT OF EDUCATION

---

712 Capitol Square Bldg., St. Paul 55101; (612) 296-6104

**Law provides:** The department administers the policies of the State Board of Education. (*Minnesota Statutes, Chapter 121.02*)



**Commissioner:** Linda Powell

**Biography:** Indiana University, Indiana (M.A., secondary education), Jersey City State College, New Jersey (B.A., English education), College of St. Thomas, Minnesota (superintendent's license); superintendent, assistant superintendent and assistant to the superintendent, Robbinsdale schools; principal, Grand Rapids Public Schools in Michigan; teacher and assistant principal, South Dakota; high school English teacher, New Jersey.

**Appointed:** 1993

**Salary:** \$78,500

**Secretary:** Carol Adams

**Government Relations Director:** Sylvia (Sliv) Carlson

**Deputy Commissioner:** John Mercer

**Fiscal Services Director:** Ed Wilkins

**Employee Relations Director:** Bill O'Neill

**Superintendent, Minnesota State Academy for Deaf:** Linda Mitchell

**Superintendent (Interim), Minnesota State Academy for the Blind:** Elaine Sveen

**Function:** The department provides leadership, service, and quality assurance for Minnesota's public education system and works to ensure that all students receive a world class education. Department staff assist school districts and others through planning, research, consultation and training in many areas.

The department has approximately 475 state and federally funded staff members who work at the direction of the Commissioner of Education. Staff develop rigorous new graduation standards; administer state aids to schools; provide leadership in teaching and learning; administer federal programs including special education and Chapter 1; and assist the State Board of Education in developing education policy.

Key department initiatives include development of rigorous high school graduation standards; adjustment of the school finance system so that resources will be better aligned for implementation of the new graduation rule; creation of a lifework development system to help learners prepare for their lifetime work; improvement of educational facilities through effective organizational structures and technologies in safe and accessible learning sites; providing learning opportunities to erase the learning gap between those living in poverty and their peers; and collaborating with community service agencies to address the personal and family issues that affect student's success and effective learning.

## DEPARTMENT OF EMPLOYEE RELATIONS ---

Centennial Office Building, 2nd Floor, St. Paul 55155; (612) 296-1184, TDD: (612) 297-2003

**Law provides:** The commissioner is the chief personnel and labor relations manager for the executive branch of state government. (*Minnesota Statutes, Chapter 43A*)

**Commissioner:** Bruce H. Johnson

**Biography:** Duke University, Durham, North Carolina (undergraduate and J.D.); career prior to joining state government involved eight years in the U.S. Navy, including a tour in Vietnam; Assistant U.S. Attorney for the eastern district of North Carolina; and a variety of executive positions in the health care industry in Duluth; married, two children.



**Appointed:** 1994

**Salary:** \$78,508

**Acting Deputy Commissioner, Labor Relations:** John Kuderka

**Deputy Commissioner:** Karen Carpenter

**Legislative Liaison:** Fran Williams

**Function:** The department serves as the employer for the executive branch of state government.

**Administration Services Division** provides fiscal, personnel, and office services to the department, and manages the state employee payroll and personnel information for the state.

**Manager:** Chris Goodwill

**Employee Insurance Division** administers the state employee group insurance and workers' compensation programs, and manages safety and health promotion programs for state employees. It also administers the Public Employees Insurance Plan and the Private Employers Insurance Program.

**Manager:** Kathy Burek

**Office of Diversity and Equal Opportunity** works to ensure that diversity is reflected in all state government activities, including hiring, planning, purchasing, decision making, and designing and delivering services to Minnesotans.

**Manager:** Steven Zachary

**Labor Relations and Compensation Division** negotiates with the exclusive representatives of bargaining units and is responsible for contract negotiations. It also manages state and local government pay equity programs.

**Manager:** John Kuderka

**Staffing Division** recruits applicants for state jobs, designs and administers examinations, refers qualified candidates to state agencies, and classifies positions.

**Manager:** Terry Chism

**Human Resource Development Services Division** coordinates training opportunities for state employees and conducts courses on statewide policies, employee development topics, and management and supervisory issues. It serves as a clearinghouse to inform agencies of statewide training opportunities.

**Manager:** Jackie Lind

## DEPARTMENT OF FINANCE ---

400 Centennial Bldg., 650 Cedar St., St. Paul 55155; (612) 296-5900

**Law provides:** The commissioner is in charge of the financial affairs of the state and keeps the general books of account of the state. (*Minnesota Statutes, Chapter 16A*)



**Commissioner:** Laura M. King

**Biography:** Minneapolis. University of Minnesota (undergraduate degree), University of St. Thomas (M.A., business administration); Assistant Commissioner for Budget Services, three years; various positions with the City of Minneapolis, most recently as the Assistant Finance Director responsible for capital project financing and economic development assistance.

**Appointed:** 1994

**Salary:** \$78,508

**Deputy Commissioner:** Vacant

**Assistant Commissioner, Accounting Services:** Rosalie Greeman

**Assistant Commissioner, Budget Services:** Judith M. Johnson

**Assistant Commissioner, Cash and Debt Management:** Peter Sausen

**Assistant Commissioner, Information Services:** Michael G. Ladd

**Function:** The department is responsible for the administration of the financial affairs of the state.

**Economic Analysis Division** analyzes economic factors affecting the state's financial affairs.

**State Economist:** Tom Stinson

**Statewide Accounting Operations Section** operates the state accounting system.

**Director:** Roy Muscatello

**Central Payroll Section** issues salary warrants for the executive branch and judicial officers.

**Director:** Don Smith

**Financial Systems Section** maintains the computerized financial systems of the department.

**Director:** James Stavsvick

**Financial Reporting Section** publishes the state's annual financial report and forecasts and monitors cash flow.

**Director:** Margaret Jenniges

**Statewide Systems Project** is a cooperative project with the departments of Administration and Employee Relations that rebuilds the Statewide Accounting System, Personnel Payroll System, Procurement System and the Human Resources System to reengineer business processes.

**Budget Development Teams** assist the commissioner in budget and policy analysis.

**Team Leaders:** Dale Nelson, Ron Hackett

**Budget Planning and Operations Section** plans biennial budget, reviews and approves fees, and prepares information on historical, current, and projected state revenue and expenditures.

**Director:** Charlie Bieleck

**Debt Management Division** manages the state's long term general obligation debt and short term financing.

**Administrative Services Division** provides internal fiscal, personnel and office services to all sections of the department.

**Director:** Gordon Yurich

## DEPARTMENT OF HEALTH

---

717 Delaware St. S.E., Minneapolis, 55440; (612) 623-5000

**Law provides:** The department is responsible for the development and maintenance of an organized system of programs to protect, maintain and improve the health of the citizens. (*Minnesota Statutes, Chapter 144*)

**Commissioner:** Anne Barry

**Biography:** William Mitchell College of Law, St. Paul (J.D.); University of Minnesota, Minneapolis (M.A., public health and public administration), College of St. Catherine, St. Paul (B.A., occupational therapy); Deputy Commissioner of Health, 1993-1995; Budget Team Leader, Executive Budget Officer, Department of Finance, 1985-1993; Medicaid Waiver Programs Manager, Department of Human Services, 1981-1985.

**Appointed:** 1995

**Salary:** \$78,500



**Deputy Commissioner:** Vacant

**Assistant Commissioners:** Christine D. Rice, Elisabeth Quam

**Director of Public Affairs:** Jennifer A. Norberg

**Director of Legislative Affairs:** Craig Stone

**Director of Governmental Affairs:** Andrew Davis

**Function:** The department identifies public health problems through collection and analysis of health data; provides services to prevent and control disease; establishes and enforces standards for health care facilities and for environmental health hazards; monitors the state's health care delivery system; provides technical assistance for health care facilities and professionals; administers the office of health facilities complaints, disseminates public health information; coordinates, integrates and evaluates local, state and federal programs and services affecting the public's health; advises the governor and the legislature on matters affecting public health.

## DEPARTMENT OF HUMAN RIGHTS

---

500 Bremer Tower, 7th Place & Minnesota St., St. Paul 55101; (612) 296-5663, (800) 657-3704

**Law provides:** The department administers and enforces the Minnesota Human Rights Act, exercises leadership in the development of human rights policies, and mitigates discrimination through public education and awareness.

**Commissioner:** David Beaulieu

**Biography:** St. Paul, University of Minnesota (Ph.D., education administration); Post-Doctorate fellow of the Center for the History of the American Indian, Newberry Library, Chicago; Manager, Indian Education, Minnesota Department of Education; Vice President of Sinte Gleska College, Rosebud, SD; faculty positions at Moorhead State University, University of Illinois and the University of Minnesota.

**Appointed:** 1991

**Salary:** \$60,000



**Deputy Commissioner:** Dolores Fridge

**Policy and Legal Affairs Director:** Ken Nikolai

**Enforcement Division Director:** Blanche Waters

**Function:** The department receives, screens, and investigates charges of discrimination to determine whether there is probable cause to believe the law was violated and resolves complaints through agreement of the parties or through litigation; informs and educates the public about the practices prohibited by the Human Rights act and individual rights, responsibilities, and remedies under the law; and administers the state's contract compliance program which ensures that only Minnesota companies that agree to comply with established hiring goals will be eligible to bid on state construction contracts.

## DEPARTMENT OF HUMAN SERVICES

---

Human Services Building, 444 Lafayette Rd., St. Paul 55155; (612) 296-6117.

**Law provides:** The department administers programs for citizens whose personal or family resources are not adequate to meet their basic needs. The commissioner administers and supervises publicly-funded health care programs, economic self-sufficiency programs, children's services, and community based services to persons with disabilities. It also administers state operated services for persons with chemical dependency, developmental disabilities, and mental illness, and one center for geriatric

## CHAPTER 4 DEPARTMENTS AND AGENCIES

patients. (*Minnesota Statutes, Chapters 245 through 261*)



**Commissioner:** Maria R. Gomez.

**Biography:** St. Paul. Born October 7, 1941; University of Minnesota (M.A., social work), University of Miami, Coral Gables, Florida (B.A.); Workers' Compensation Manager, Minnesota Department of Employee Relations, 1992-1993. Minnesota Department of Human Services, 1976-1992 in different positions in Long Term Care management and as Assistant Commissioner of Health Care and Residential Programs.

**Appointed:** 1993

**Salary:** \$78,500

**Deputy Commissioner:** John Petraborg

**Assistant Commissioners:** Anne Damon, Dennis Erickson, Deborah Huskins, Elaine Timmer, Helen Yates

**Function:** The department supervises county administration of financial assistance and community social service programs and directly administers regional treatment center and community based state operated facilities. It directly administers service programs for hearing-impaired persons and licenses public and private agencies and programs which provide child care, child and adult foster care, and residential and non-residential programming for persons with developmental disabilities, chemical dependency, or mental illness.

The major programs the department is responsible for include publicly funded health care programs; family self-sufficiency (financial assistance) programs; child support; child care; welfare to work programs; and social services to dependent and neglected children, vulnerable adults, elderly persons unable to live independently, and persons with mental illness, developmental disabilities, or chemical dependency.

### STATE OPERATED SERVICES

**Anoka-Metro Regional Treatment Center:** mental illness, chemical dependency.

**Brainerd Regional Human Services Center\*:** mental illness, chemical dependency, developmental disabilities.

**Cambridge Regional Human Services Center:** developmental disabilities.

**Faribault Regional Center\*:** developmental disabilities.

**Fergus Falls Regional Treatment Center\*:** developmental disabilities, mental illness, chemical dependency.

**Minnesota Sexual Psychopathic Personality Treatment Center, Moose Lake:** sexually dangerous, psychopathic personalities.

**St. Peter Regional Treatment Center/Minnesota Security Hospital:** developmental disabilities, mental illness, chemical dependency.

**Willmar Regional Treatment Center\*:** developmental disabilities, mental illness, chemical dependency.

**Ah-Gwah-Ching Center, Walker:** geriatric.

\* Community based state services also operated in this region.

## DEPARTMENT OF LABOR AND INDUSTRY

---

443 Lafayette Rd., St. Paul 55155; (612) 296-6107

**Law provides:** The department administers the laws relating to workers' compensation, working conditions and wages. (*Minnesota Statutes, Chapters 175, 176, 177, 178, 181, 182, 183, 184*)



**Commissioner:** Gary W. Bastian

**Biography:** University of Wisconsin-River Falls (B.S.); William Mitchell College of Law (J.D.); Deputy Commissioner and General Counsel, Department of Labor & Industry; Mayor, Maplewood; director, Minnesota School Labor Management at the Bureau of Mediation Services; former president of Association of Minnesota Municipalities; private practice; Minnesota State Senate; research analyst, Minnesota Taxpayers Association.

**Appointed:** 1995

**Salary:** \$67,500



**Deputy Commissioner:** Michael Houlston

**Assistant to the Commissioner:** M. Scott Brener

**Function:** The department is a regulatory and technical assistance agency with responsibility to ensure widespread compliance with all state laws for the protection of all Minnesota employees.

**General Support Division** provides research, educational, investigative services, information management, personnel management, labor relations, accounting and materials management support services to the department.

**Workplace Services Division** advises the public and enforces laws, rules, and regulations of work place safety, voluntary apprenticeship, the manufacture and maintenance of boilers and high pressure piping, and administers laws for minimum wage, child labor, overtime and other employment issues.

**Assistant Commissioner:** Joyce Simon

**Workers' Compensation Division** assures compliance with workers' compensation statutes, maintains workers' compensation records, monitors workers' compensation rehabilitation services, resolves workers' compensation disputes, pays benefits to injured workers whose employers were uninsured or bankrupt, and pays supplemental benefits.

**Assistant Commissioner:** Kevin Wilkins

## DEPARTMENT OF MILITARY AFFAIRS

Veterans Service Bldg., St. Paul 55155-2098; (612) 296-4666

**Law provides:** The adjutant general is the chief of staff to the commander-in-chief and the administrative head of the military department with responsibility for the military forces and reservations of the state. (*Minnesota Statutes, Chapter 190*)

**Adjutant General:** Major General Eugene R. Andreotti

**Biography:** Born April 15, 1943, St. Paul, MN; University of Minnesota, graduate; Undergraduate Pilot Training, Squadron Officers School, Air Command and Staff College; awarded: Air Force Commendation Medal, Air Force Achievement Medal, Air Force Presidential Unit Citation, Air Force Outstanding Unit Award, Combat Readiness Medal (4 devices), Armed Forces Reserve Medal, Minnesota Commendation Medal, Minnesota State Service Ribbon, Air Force Maintenance and Munitions Badge; Minnesota Air National Guard (1965 to present); married.

**Appointed:** 1988

**Salary:** \$71,800



**Assistant Adjutant General, Army:** Brigadier General Gary E. LeBlanc

**Assistant Adjutant General, Air:** Brigadier General Ron Riach

**Chief of Staff, Army:** Colonel Dennis J. Lord

**Executive Support Staff Officer, Air:** Colonel Verne P. Burque

**Director of Plans, Operations and Training:** Colonel John A. Bathke

**Military Support to Civilian Authorities:** Lieutenant Colonel Larry Osvold

**Director of Personnel:** Lieutenant Colonel Curtis L. Newcomb

**Staff Judge Advocate:** Captain Julio Barron

**Public Affairs Officer:** Major R. Denis Shields

**Function:** The department is responsible to provide personnel and units that are trained, equipped and supported by facilities to meet all federal and state missions.

The **Minnesota National Guard** is equipped and, to a large extent, maintained by the federal government and can be ordered into active military service by the federal government. The guard has served in active federal service in all of the nation's wars, beginning with the Civil War and including the Middle East conflict. The Guard serves the State of Minnesota at the call of the Governor to protect life and property and to preserve peace, order and public safety. Minnesota National Guard units have been called to state active duty for such crises as floods, fires, searches for lost children and civil disturbances. Army units are stationed in 61 state-owned armories and an Army aviation base in St. Paul. Air units are based at the Duluth and Minneapolis-St. Paul International Airports. The department also manages the guard's annual training site, Camp Ripley, near Little Falls.

## DEPARTMENT OF NATURAL RESOURCES

---

500 Lafayette Rd., St. Paul 55155-4001; (612) 296-6157, Greater Minnesota: (800) 766-6000

**Law provides:** The department coordinates management of the public domain and seeks to best serve the public in developing a long-range program to conserve the natural resources of the state. (*Minnesota Statutes, Chapter 84*)



**Commissioner:** Rodney W. Sando

**Biography:** Chisago City. Born May 30, 1941; University of Minnesota, College of Forestry (B.S., 1965, forest management; M.S., 1967, forest management; Ph.D. candidate, 1973).

**Appointed:** 1991

**Salary:** \$67,500

**Function:** The mission of the department is to "work with people to manage the state's diverse natural resources for a sustainable quality of life."

**Deputy Commissioner:** Ron Nargang

**Assistant Commissioner for Administration:** Eugene Gere

**Assistant Commissioner for Operations:** Ray Hitchcock

**Assistant Commissioner for Human Resources and Legal Affairs:** Gail Lewellan

**Division of Enforcement** enforces state resource statutes; provides snowmobile and firearms safety training, and advanced hunter education; and engages in public relations and conservation programs.

**Director:** Col. Leo Haseman

**Division of Fish and Wildlife** protects and manages Minnesota's fish, wildlife, native plants, and their communities for their intrinsic values and long-term benefits to people, through the work of its Ecological Services, Fisheries and Wildlife sections.

**Director:** Roger Holmes

**Division of Forestry** manages and protects the forest environment, improves wildlife habitat, practices land and water conservation, and provides forest fire protection.

**Director:** Gerald Rose

**Division of Minerals** manages 10 million acres of state-owned trust fund and tax-forfeited mineral rights.

**Director:** William Brice

**Division of Parks and Recreation** manages 65 state parks, three state recreational areas, and 11 waysides, and maintains campgrounds, trails, picnic areas and other facilities within those areas.

**Director:** Bill Morrissey

**Division of Waters** has general administrative jurisdiction over the public waters of the state, both surface and underground.

**Director:** Kent Lokkesmoe

**Trails and Waterways Unit** responds to public needs for recreational trails, waterways and public accesses.

**Director:** Dennis Asmussen

## DEPARTMENT OF PUBLIC SAFETY

---

Suite 1000 NCL Tower, 445 Minnesota St., St. Paul 55101-2128; (612) 296-6642; TDD: (612) 282-6555

**Law provides:** The department coordinates and directs the functions and services of the state relating to the safety and convenience of its citizens. (*Minnesota Statutes, Chapter 299A*)

**Commissioner:** Michael S. Jordan

**Biography:** Apple Valley. Born October 2, 1949, Minneapolis; University of Minnesota (political science); Stanford University (M.S., management); 14 years with Honeywell, Inc.; Archibald Bush Fellow; Alfred W. Sloan Fellow; wife: Rosemary; three children.

**Appointed:** 1992

**Salary:** \$76,128



**Deputy Commissioner:** Richard J. Carlquist  
**Assistant Commissioner:** Carolen Bailey  
**Assistant Commissioner:** Mary Ellison  
**Assistant Commissioner:** Deborah L. Montgomery  
**Assistant to the Commissioner:** Chuck Anderson

**Function:** The department is an enforcement, licensing and services agency which develops and operates programs in the areas of law enforcement, traffic safety, liquor control, fire safety, driver and vehicle licensing, emergency management and public safety information.

**Bureau of Criminal Apprehension** assists law enforcement agencies, upon request, in providing investigative and specialized law enforcement services.

**Superintendent:** Nicholas O'Hara

**Driver and Vehicle Services Division** is responsible for motor vehicle registration, driver licensing, motor vehicle dealer licensing, maintenance of driving records and enforcement of no-fault insurance requirements.

**Director:** Katherine Burke Moore

**Emergency Management Division** is responsible for planning and coordinating disaster reduction, preparedness, response and recovery efforts throughout the state.

**Director:** James Franklin

**Fire Marshal Division** investigates fire upon request by local fire or law enforcement officials and promotes fire safety through inspections and public education.

**Fire Marshal:** Thomas R. Brace

**State Patrol** provides traffic safety and law enforcement on highways and freeways, assists motorists at accidents, and inspects school buses and commercial vehicles.

**Chief:** Michael Chabries

**Capitol Security** provides security for all persons and property in the capitol complex and state buildings in the Twin Cities.

**Director:** Major Dennis Lazenberry

**Supervisor:** Bill Lunz

**Liquor Control Division** enforces state liquor laws, inspects retail and wholesale liquor establishments, and issues certain liquor licenses and permits.

**Director:** Fred Petersen

**Crime Victims Reparation Board** provides financial assistance to crime victims who have suffered a physical or emotional injury.

**Executive Director:** Marie Bibus

**Crime Victim and Witness Advisory Council** serves as the statewide advocate for victims of crime by ensuring that high quality services and information are available to crime victims throughout Minnesota and by strengthening laws and regulations supportive of improved treatment of victims.

**Contact:** Sara Schlauderaff

## CHAPTER 4 DEPARTMENTS AND AGENCIES

**Office of Crime Victims Ombudsman** ensures statutory compliance with crime victim rights in Minnesota by investigating complaints and by providing information to crime victims on services available to them.

**Ombudsman:** Laura Goodman-Brown

**Office of Pipeline Safety** inspects and investigates natural gas, propane and hazardous liquid pipelines. The office also collects data used to evaluate the safety and effectiveness of a pipeline operator.

**Director:** Charles Kenow

**Peace Officer Standards and Training Board** is a licensing agency for approximately 7,700 peace officers and 1,200 part-time peace officers. The board approves peace officer education programs, administers licensing examinations, and coordinates and approves continuing education courses.

**Executive Director:** John Laux

**Private Detective Board** administers laws and rules relating to private detectives and investigators, and security service providers in Minnesota.

**Executive Director:** Marie Ohman

**Office of Public Education and Media Relations** provides educational and informational services and programs on behalf of the Department of Public Safety. The office serves as a resource for information on all vital public safety issues. Distribution of the Minnesota Driver's Manuals, as well as brochures, posters, and other written material is coordinated through this office. The office also operates a 24-hour toll-free media information hot line.

**Director:** Kevin Burns

**Office of Drug Policy and Violence Prevention** coordinates the distribution of federal and state anti-drug funds, assists agencies, public officials and groups with training in prevention strategies, and develops a state drug strategy and violence prevention strategy.

**Assistant Commissioner:** Mary Ellison

**Gambling Enforcement** conducts investigations of criminal violations relating to gambling, conducts background investigations of those licensed by the state to operate gambling establishments, and it regulates gambling on Minnesota's Native American Reservations.

**Director:** Tom Brownell

**Office of Traffic Safety** coordinates Minnesota's involvement in federally-funded traffic safety programs and administers state funds for motorcycle and bicycle safety programs. The office also develops an annual Highway Safety Plan and collects data for and publishes Minnesota Motor Vehicle Crash Facts, an annual summary of traffic crashes on Minnesota's roads.

**Director:** Tom Boerner

## DEPARTMENT OF PUBLIC SERVICE

---

121 7th Pl. E., Suite 200, St. Paul 55101-2145; (612) 296-5120

**Law provides:** The department is responsible for enforcement of Public Utilities Commission rules and orders (Chapter 216A), regulation of natural gas and electric public utilities (216B), energy conservation standards and information programs (216C), regulation of telephone and telegraph companies (237), and enforcement of standards for weighing and measuring devices used in commerce (239).



**Commissioner:** Krista L. Sanda

**Biography:** Businesswoman; former family farm owner/operator, Henning, Minnesota; attended St. Cloud State University and the Hubert Humphrey Institute of Public Affairs, University of Minnesota; past president of the Rural Technology Partnership; director of Office of Consumer Services, Minnesota Department of Commerce (1979-1983); consumer advocate and public affairs spokesperson; native of Detroit Lakes and former teacher at Staples, Minnesota.

**Appointed:** 1991

**Salary:** \$60,000

**Deputy Commissioner:** Ruth Grendahl

**Assistant Commissioner, Energy:** Susan Landwehr

**Assistant Commissioner, Telecommunications:** JoAnn Hanson

**Function:** The department develops, advocates, and implements equitable policies regarding energy, telecommunications, and standards for weighing and measuring devices used in commerce.

**Energy Regulation and Resource Management Division** collects and analyzes data on energy and develops policies to ensure economically and environmentally sound energy supplies for Minnesotans. It represents the public interest before the Minnesota Public Utilities Commission and federal regulatory agencies, reviews utility supply plans and conservation programs, and disseminates information on, and develops standards for, energy conservation and renewable energy technologies.

**Telecommunications Division** regulates the state's telephone industry to ensure quality, reliability, and fair prices. It represents the public interest before the Minnesota Public Utilities Commission and enforces the commission's orders and statutory requirements. It collects and analyzes data and develops policies to encourage a sound and competitive telecommunications industry.

**Information and Operations Management Division** directs department communications with other government agencies and the public. Operations management provides centralized services for department operations.

**Weights and Measures Division** assures accurate and uniform measurement in the commerce of weighed and measured commodities in Minnesota. It inspects weighing and measuring devices, maintains a state standard for weights and measures, and tests petroleum products to assure quality.

## DEPARTMENT OF REVENUE

---

10 River Park Plaza, St. Paul 55107; (612) 296-3781

**Law provides:** The department supervises the administration of Minnesota tax laws. (*Minnesota Statutes, Chapter 270.06*)

**Commissioner:** Matthew G. Smith

**Biography:** Stillwater. University of Minnesota (B.A., magna cum laude, history, M.A., agricultural and applied economics); previous positions held at the Minnesota Department of Revenue since 1988 include assistant commissioner for property tax, property tax system manager and senior research analyst. Before joining the Minnesota Department of Revenue, Smith was an economist, Economic Research Service, USDA, Washington, D.C., and a research assistant/associate at the University of Minnesota.



**Appointed:** 1994

**Salary:** \$78,509

**Deputy Commissioner:** John Lally

**Assistant Commissioners:** Bev Driscoll, Dwight Lahti, Pat Lien, Don Trimble

**Function:** The department is responsible for achieving compliance with state tax laws. To do this, it develops sound revenue policy and operations, educates citizens about their rights and responsibilities, delivers quality services, provides feedback to taxpayers, and uses enforcement when need be.

The department administers 154 taxes, with annual tax collections nearing \$8 billion. This money is used to support school aids, property tax relief, local government aids, individual assistance programs, and a number of other state programs and operations.

The department is organized by division. Divisions of related nature or of the same tax type form organizational clusters that are led by an assistant commissioner or the deputy commissioner. Clusters, and the divisions that make them up, are:

**Income Tax Cluster** administers corporate, individual income tax, payroll, and other business income taxes.

**Property Taxes and State Aids Cluster** administers property and petroleum taxes.

**Sales and Special Taxes Cluster** administers the MinnesotaCare tax, sales and use tax, and special taxes (such as gambling, cigarette and alcohol).

**Tax Policy Cluster** administers appeals and legal services and tax research.

**Tax Systems Operations Cluster** oversees collections, communications, document processing,

revenue accounting, and the taxpayer database, called Profile, Access and Security.

**Deputy Commissioner's Cluster** includes administrative services, human resources, information systems, internal auditing, and fiscal services and measurement.


The department's affirmative action officer and taxpayer rights advocate report directly to the Commissioner of Revenue.

## DEPARTMENT OF TRADE AND ECONOMIC DEVELOPMENT

---

500 Metro Square Bldg., 121 7th Pl. E., St. Paul 55101; (612) 297-1291, (800) 657-3858

**Law provides:** The department is the lead agency in state government's commitment to a balanced and competitive statewide economy through partnerships with communities, commercial, industrial and agricultural sectors; labor; education and consumers. (*Minnesota Statutes 116J*)



**Commissioner:** E. Peter Gillette, Jr.

**Biography:** Minneapolis. Princeton University, William Mitchell College of Law, and Harvard Business School; former managing director with Piper, Jaffray & Hopwood Inc. investment firm; former chief executive officer, Norwest Bank-Minneapolis and corporate vice chairman of Norwest Corp.; former director of Dayton Hudson Corp. and the Minnesota Business Partnership; executive fellow at the University of St. Thomas Graduate School of Business.

**Appointed:** 1991

**Salary:** \$67,505

**Function:** To employ all state government resources to facilitate an economic environment that produces net new job growth in excess of the national average, and to increase nonresident tourism revenues.

**Business Community Development Division** administers technical assistance programs and business promotion and retention strategies for businesses, local government units and community organizations; provides business information and analysis for location and expansion decisions, projects impact analysis, and computer and information system support. Also offers comprehensive planning, economic development and funding assistance to local communities and businesses to ensure a unified approach to community development and to encourage balanced economic growth throughout Minnesota.

**Office of Tourism** stimulates tourism-related economic activity by marketing travel to and throughout Minnesota, domestically and internationally.

### Minnesota Trade Office

World Trade Center, 30 7th St. E., St. Paul 55101; (612) 297-4222

The Minnesota Trade Office assists businesses entering the international marketplace through export education seminars throughout the state; maintaining a specialized international library; providing one-on-one counseling; managing 10 international information offices, hosting foreign delegations, coordinating trade missions, coordinating meetings between foreign buyers and Minnesota companies; providing export finance assistance information through state and federal resources. The office manages and collaborates with the Minnesota World Trade Center Corporation to provide additional global networking for Minnesota businesses.

### World Trade Center Corporation

400 World Trade Center, 30 7th St. E., St. Paul 55101; (612) 297-1580

**Law provides:** The World Trade Center Corporation (MWTCC) is a facility-based public corporation established to promote international business partnerships, foster increased participation in world trade, and encourage mutual assistance and cooperation among members. It is a member of the World Trade Centers Association - a global network with over 260 locations throughout the world, providing global networking for Minnesota businesses. The MWTCC 12 member board of directors includes industry, community and state department representatives. (M.S. 44A.01)

**President:** George R. Crolick

## DEPARTMENT OF TRANSPORTATION

---

Transportation Bldg., 395 John Ireland Blvd., St. Paul 55155; (612) 296-3000

**Law provides:** The department is the principal agency for development, implementation, administration, consolidation and coordination of transportation policies, plans and programs. (*Minnesota Statutes, Chapter 174*)

**Commissioner:** James N. Denn

**Biography:** Deputy Commissioner, MN Dept. of Labor and Industry (1991); Executive Director, MN Trucking Association (1972-1991); Senior Contract Administrator, Honeywell Inc. ((1966-1972); former member, MN Transportation Safety Advisory Council and MN Transportation Alliance; former chair, MN Highway Users Conference; current member, MN Safety Council and Executive Committee of the Center for Transportation Studies; graduate, University of Minnesota, 1964.



**Appointed:** 1991

**Salary:** \$78,500

**Function:** The department develops, implements, administers, consolidates, and coordinates state transportation policies, plans, and programs; manages the transportation system to serve the people of Minnesota, including aeronautics, highways, motor carriers, waterways, public transit, and railroads; constructs, maintains, and regulates transportation facilities as authorized by law; maintains close liaison, coordination and cooperation with private sectors of transportation, the Upper Great Lakes Seaway Development Commission corporation, federal agencies, and multi-state agencies and organizations involved in transportation issues affecting Minnesota.

**Public Affairs:** Robert McFarlin, Jr., Director

**Intergovernmental Policy:** William H. Schreiber, Director  
Merritt H. Linzie, Associate Director  
Timothy T. Worke, Associate Director

**Communications:** Jean Mehle Goad, Director

**Modal and Resource Management Bureau** administers Mn/DOT's divisions of Finance and Administration, Transportation Research and Investment Management, State Aid for Local Transportation, and the Audit Section. Deputy Commissioner serves as agency's Chief Financial Officer.

**Deputy Commissioner:** Edwin H. Cohoon

**Engineering and Operations Bureau** administers Mn/DOT's divisions of Engineering Services, Operations, Metro and the office of EEO Contract Compliance. Deputy Commissioner serves as agency's Chief Engineer.

**Deputy Commissioner:** Darryl E. Durgin

**Finance and Administration Division** provides administrative services to the department in the areas of human resource administration, workforce equity and diversity, cost accounting, federal aid billing, fiscal reporting, contract management, budget and investment management, records and facility management, central purchasing. Conducts studies in organization, management, and administrative effectiveness. Establishes department-wide data and technology architecture and standards. Develops and maintains department-wide systems, office automation and network infrastructure. The division is composed of six offices: Administrative Services, Contract Management, Financial Management, Human Resources, Information Policy, and Systems.

**Director:** Barbara L. Sundquist

**Transportation Research and Investment Management Division** provides professional and technical information, develops alternate investment and management strategies, implements public investment programs, and enforces laws and rules to enhance the safe and effective movement of people and goods. The division is composed of 10 offices: Aeronautics, Alternative Transportation Financing, Investment Management, Measurement and Evaluation/Transportation Data Analysis, Motor Carrier Services, Railroads and Waterways, Research Administration, Special Projects/Guidestar, Strategic Initiatives, and Transit.

**Director:** Eugene E. Ofstead

**State Aid for Local Transportation Division** supervises the distribution of county and municipal State Aid highway funds and Federal Aid funds to counties and cities; authorizes grants for bridge

## CHAPTER 4 DEPARTMENTS AND AGENCIES

construction funds from the Minnesota State Transportation Fund; provides technical assistance in the design, construction, and maintenance of the county and municipal State Aid and Federal Aid highway and street systems; promulgates rules and procedures for management of the State Aid system..

**Division Engineer:** Patrick Murphy

**Engineering Services Division** provides internal and external customers with engineering services and expertise; develops and issues standards, specifications and manuals used by contractors and local governments; and provides liaison with the U.S. Department of Transportation, Federal Highway Administration. The division is composed of six offices: Bridges and Structures, Construction Materials and Engineering, Environmental Services, Minnesota Road Research, Right of Way and Surveys, Technical Support.

**Director:** John E. Sandahl

**Operations Division** provides for the design, construction, maintenance and operation of highway facilities. The division provides maintenance, traffic engineering and electronic communications services to Mn/DOT district offices and the Metro Division. The division is composed of 11 offices: Electronic Communications, Maintenance, Quality, Traffic Engineering, District 1-Duluth, District 2-Bemidji, District 3-Brainerd/Baxter, District 4-Detroit Lakes, District 6-Rochester, District 7-Mankato, District 8-Willmar..

**Assistant Commissioner:** Patrick C. Hughes

**Metro Division** is responsible for all operations in the metropolitan area, including the primary programming, planning, design, construction and maintenance of regular trunk and interstate trunk highways.

**Director:** Charles A. Siggerud

## DEPARTMENT OF VETERANS AFFAIRS

---

Veterans Services Bldg., St. Paul 55155; (612) 296-2562

**Law provides:** The department was established to furnish services and benefits to veterans and their families. (*Minnesota Statutes, Chapter 196, 197*)



**Commissioner:** Bernie R. Melter

**Biography:** Cannon Falls. Inver Hills Community College (A.A.); Mankato State University (B.S., magna cum laude); Marine Corps veteran, retiree, Vietnam; assistant county veterans service officer, Dakota county (1977-1980); county veterans service officer, Goodhue county (1980-1991); married, wife: Midge.

**Appointed:** 1991

**Salary:** \$58,000

**Deputy Commissioner:** Jeffrey L. Olson

**Administrative Services Division** provides general administrative support to the department in fiscal and personnel management.

**Administrative Officer:** Kathleen Schwartz

**Agent Orange Information and Assistance Division** reviews and compiles all data relating to Agent Orange and other herbicides.

**Agent Orange Director:** Gerald C. Bender

**Claims Services Division** advocates for veterans and dependents seeking assistance from the U.S. Veterans Administration.

**Supervisor:** Clark Dyrud

**State Veterans Cemetery** provides burial services to veterans and eligible dependents who wish to be buried at this cemetery near Little Falls. For information call (612) 632-3272.

**Veterans Benefits Division** provides temporary financial assistance, information, referral services, education programs, and discharge locator services.

**Director of Veterans Benefits:** Terrence A. Logan

**Veterans Preference Division** provides enforcement of state veterans preference statutes pertaining to the rights of veterans in hiring and dismissal actions.



**Program Director:** Gerald C. Bender

**Veterans Program Division** provides veterans benefits and claims services, and also provides functional supervision and assistance to the eighty-seven county veterans service offices.

**Director of Veterans Programs:** Dennis Forsberg

## MINNESOTA POLLUTION CONTROL AGENCY

520 Lafayette Rd., St. Paul 55155; (612) 296-6300

**Law provides:** The agency has a commissioner and a nine member citizen board to administer the laws relating to preservation of the environment and protection of the public health consistent with the economic welfare of the state. (*Minnesota Statutes, Chapter 116*)

**Commissioner:** Charles W. (Chuck) Williams

**Biography:** Born in Ironwood, Michigan; grew up in Aurora on Minnesota's Iron Range; University of Wisconsin-Stout (degree in industrial education); served in U.S. Air Force; employed by Reserve Mining Company for 20 years - superintendent of mechanical maintenance for Babbitt and Silver Bay facilities; executive director of Western Lake Superior Sanitary District (1987-1991); married, two children.



**Appointed:** 1991

**Salary:** \$67,500

**Deputy Commissioner:** Ann Glumac

**Assistant Commissioners:** Gordon Wegwart, Peder Larson

**Function:** The agency deals directly or indirectly through local governments with the state's pollution problem. A system of administrative rules regulates pollutants released to the environment under specified conditions. The interest and requirements of other state departments involved with other aspects of the resources are incorporated into the programs of the agency.

**Water Quality Division, Manager:** Patty Burke

**Air Quality Division, Manager:** Lisa Thorvig

**Solid Waste/Ground Water Division, Manager:** James Warner

**Hazardous Waste Division, Manager :** Tim Scherkenbach

**Administrative Services, Manager :** Elaine Johnson

Five regional offices are maintained in Brainerd, Detroit Lakes, Duluth, Marshall and Rochester.

## OFFICE OF STRATEGIC AND LONG RANGE PLANNING

300 Centennial Bldg., 658 Cedar St., St. Paul 55155; (612) 296-3985

**Law provides:** The office performs long-range planning for the state; coordinates activities among all levels of government; stimulates public interest and participation in the future of the state; and acts with the Commissioner of Finance, affected state agencies and the legislature in the planning and financing of major public programs.

**Deputy Director:** John Hustad

**Director:** Linda Kohl

**Biography:** St. Paul. Iowa State University (B.S., journalism); former editor, reporter and columnist for the St. Paul Pioneer Press; married, one child.

**Appointed:** 1991

**Salary:** \$67,500



**Function:** The mission of the office is to keep Minnesotans focused on the future; to provide policymakers with accurate information and analysis on emerging and critical issues; and to influence public policy decisions for a better future through long-range planning.

To accomplish its mission, Minnesota Planning developed and is implementing *Minnesota Milestones*,

## CHAPTER 4 DEPARTMENTS AND AGENCIES

an integrated long-range plan for the state that identifies and analyzes emerging and critical issues; collects, analyzes and disseminates demographic data and population trends; conducts long-range and strategic planning on environmental issues; and plans and implements reform of the service delivery system for children and families through coordination between state, county and local officials.

The office also coordinates activities between departments with major environmental programs through the Environmental Quality Board; serves Minnesota's geographic information technology needs by promoting information integration and providing services in computing, mapping and graphics, analysis of the natural and built environments, and small systems developments; conducts public meetings around the state to stimulate public participation and interest in long-range planning; publishes and distributes strategic planning information to the public; assists Department of Finance in long-range planning through performance budgeting; and works with state agencies to coordinate long-range plans.

## MINNESOTA'S EDUCATIONAL INSTITUTIONS \_\_\_\_\_

### MINNESOTA STATE COLLEGES AND UNIVERSITIES

550 Cedar St., St. Paul 55101

**Law provides:** The statewide campuses of community colleges, state universities and technical colleges are known collectively as Minnesota State Colleges and Universities (MnSCU). Together, they form an integrated system of academic, technical and continuing education, ranging from short-term diploma programs to associate, baccalaureate and master's degrees. The transition from three separate systems and governing boards to an integrated system, governed by one board, has led to opportunities for students to combine academic and technical education. The principal goal of the new merged system is to make all levels of education relevant to students' futures. (*Minnesota Statutes 136E & 136F*)



**Chancellor:** Judith S. Eaton

**Biography:** Born New Jersey, 1942. University of Michigan (B.A., philosophy, 1964; M.A., University of Michigan, history, 1966; Ph.D., Wayne State University, education 1975); Community College of Southern Nevada, president, 1979-83; Community College of Philadelphia, president, 1983-89; American Council on Education, vice president, 1989-92; Council for Aid to Education, 1992-95.

**Appointed:** June, 1995

**Salary:** \$108,780

#### Board of Trustees:

Nancy Brataas, Rochester  
Irene Bertram\*, Plymouth  
Archie D. Chelseth, Cloquet  
Robert Cahlander, Red Wing  
David T. Erickson, Mahtomedi  
Christine Fritsche, Marshall  
Nellie Stone Johnson, Minneapolis  
Steven L. Maxwell, St. Paul

Steve McElroy\*, Eagan  
Gary Mohrenweiser, Eden Prairie  
John Mulder, Rochester  
Fannie M. Primm, Minneapolis  
Rachael Scherer, Plymouth  
Marty Seifert\*, Marshall  
William Ulland, Duluth  
\* Student members

**Campuses:** The statewide MnSCU system includes seven state universities, 19 community college campuses, four consolidated community and technical colleges and 30 technical college campuses. The board has approved plans for 20 close-together community and technical colleges to consolidate into 10 comprehensive colleges by 1997, and has directed far-reaching consolidations or collaboration among all other institutions in the system.

**Services:** Along with education and training resources, colleges and universities serve as intellectual and cultural centers for their communities.

**Minnesota State Universities:****Bemidji State University**, Bemidji 56601-2699, (218)755-2011**President:** Dr. James M. Bensen**Biography:** Bemidji State University (B.S.), University of Wisconsin-Stout (M.S.), Pennsylvania State University (Ed.D.); president of Dunwoody Institute (1989-94); various administrative positions in the School of Industry and Technology at the University of Wisconsin-Stout (1970-89).**Appointed:** 1994**Mankato State University**, Mankato 56002-8400, (507)389-1111**President:** Dr. Richard R. Rush**Biography:** Gonzaga University (A.B.), University of California, Los Angeles (M.A., Ph.D.); executive vice president, professor, chief academic officer, vice president in charge, in lieu of a president, California State University, San Marcos (1989-92); dean, associate professor, chief academic and administrative officer, San Diego State University (1984-89)**Appointed:** 1992**Metropolitan State University**, 700 East 7th Street, St. Paul 55106-5000, (612)772-7777**President:** Dr. Susan A. Cole**Biography:** Barnard College, Columbia University (B.A.), Brandeis University (M.A. and Ph.D.); visiting senior fellow in academic administration, The City University of New York (1991-94); vice president for university administration and personnel, Rutgers, the State University of New Jersey (1980-92).**Appointed:** 1993**Moorhead State University**, Moorhead 56563, (218)236-2243**President:** Dr. Roland E. Barden**Biography:** University of North Dakota (B.S.), University of Wisconsin-Madison (M.S. and Ph.D.); vice president for academic affairs, Moorhead State University (1989-94); associate provost for academic affairs, University of Wyoming (1984-89).**Appointed:** 1994**St. Cloud State University**, St. Cloud 56301-4498; (612) 255-2122**President:** Dr. Bruce F. Grube**Biography:** University of California (A.B., political science); California State University (M.A., American government and politics); University of Texas (Ph.D., American government and politics, public administration, and comparative politics); provost, University of Southern Colorado, Pueblo, 1992-95; administrative and faculty positions, California State Polytechnic University, 1977-92; director, master of public administration program, Consortium of California State University, (1978-80); faculty: John Jay College (City University of New York) and University of Texas at Austin.**Appointed:** March, 1995



**Southwest State University**, Marshall, 56258, (507)537-6272

**Interim President:** Dr. Douglas Sweetland

**Biography:** Northern State College, South Dakota (B.S.), Kansas State University (M.S.), Kansas State University (Ph.D.); vice president for academic affairs, Winona State University (1990-94); acting vice president for academic affairs, Winona State University (1988-90); dean, College of Business, Winona State University (1985-88).

**Appointed:** 1994



**Winona State University**, Winona, 55987, (507)457-5003

**President:** Dr. Darrell W. Krueger

**Biography:** Southern Utah State College (B.A.), University of Arizona (M.A., Ph.D.); vice president for academic affairs/dean of instruction, Northern Missouri State University (1973-89); assistant professor of political science, Northeast Missouri State University (1971-73).

**Appointed:** 1989



**Minnesota State University - Akita Campus**, Akita, Japan 010-12, 011-81-188-86-3000

**Provost:** Dr. John Norris

**Biography:** Southwest Texas State University (B.A.); University of Texas at Austin (M.Ed.); Texas A&M University (Ph.D.); former director of Texas A&M's branch campus in Japan..

**Appointed:** 1994

**Community Colleges:**

**Anoka-Ramsey**

Coon Rapids  
Cambridge

**Arrowhead Region**

Fond du Lac Tribal, Cloquet  
Hibbing  
Itasca, Grand Rapids  
Mesabi, Virginia  
Rainy River, International Falls  
Vermillion, Ely

**Austin**

**Brainerd**

**Fergus Falls**

**Inver Hills**, Inver Grove Heights

**Lakewood**, White Bear Lake

**Minneapolis**

**Normandale**, Bloomington

**North Hennepin**, Brooklyn Park

**Rochester**

**Willmar**

**Worthington**

**Consolidated Community and Technical Colleges:**

**Central Lakes College**, Brainerd & Staples  
**Lake Superior College**, Duluth

**Northland Community & Technical College**,  
Thief River Falls

**Technical Colleges:**

**Albert Lea/Mankato**

Albert Lea  
Mankato

**Alexandria**

**Anoka-Hennepin**

**Northwest**

Bemidji  
Detroit Lakes  
East Grand Forks  
Moorhead

**Dakota County**  
**Hennepin**  
 Brooklyn Park  
 Eden Prairie  
**Hutchinson/Willmar**  
 Hutchinson  
 Willmar  
**Minneapolis**  
**MN Riverland**  
 Austin  
 Faribault  
 Rochester  
**Northeast Metro**

Wadena  
**Pine**  
**Range**  
 Eveleth  
 Hibbing  
**Red Wing/Winona**  
 Red Wing  
 Winona  
**St. Cloud**  
**St. Paul**  
**Southwestern**  
 Canby  
 Granite Falls  
 Jackson  
 Pipestone

## MINNESOTA HISTORICAL SOCIETY

Minnesota History Center., 345 Kellogg Blvd. W., St. Paul 55102-1906; (612) 296-6126

**Law provides:** The society is a semi-state agency chartered by the first territorial legislature in 1849. It is governed by an independent board of 30 members plus the society's six officers; the six constitutional officers serve as ex-officio members. (*Minnesota Statutes, Chapter 138*)

**Director:** Nina M. Archabal

**Biography:** St. Paul. Radcliffe College (B.A.); Harvard University (M.A.T.); University of Minnesota (Ph.D.); Minnesota Historical Society: assistant supervisor, education division (1977-78), deputy director for program management (1978-86), acting director (1986-87); serves as state historic preservation officer and state historical records coordinator.

**Appointed:** 1987.

**Deputy Director:** Ian R. Stewart



**Function:** The society is the oldest institution in the state and is the official custodian of the state's history. Its purpose is to nurture a knowledge of and appreciation for the history of Minnesota. The society collects and preserves those items, records, and published materials that document the human experience in Minnesota and interprets the state's cultural heritage through publications, educational programs, exhibitions, and a statewide network of historic sites. The society serves as a free public research library, oversees the preservation of the Minnesota State Capitol, and administers the state's historic preservation, public records, and archaeology programs. The society provides assistance to county and local historical organizations, units of government, and individuals in identifying, preserving, and interpreting the cultural resources of Minnesota.

The society publishes *Minnesota History*, a quarterly journal; *The Minnesota History Interpreter*, a newsletter for local and county historical societies; *Member News*, a bi-monthly newsletter; and monthly books of historical interest. The society also mounts thematic exhibits about Minnesota history and offers education programs to school children and other special and general audiences. Membership in the society is open to anyone. Public programs are offered at state historic sites and at the Minnesota History Center on a regular basis.

### State Historic Sites:

Alexander Ramsey House, St. Paul  
 Comstock House, Moorhead  
 Forest History Center, Grand Rapids  
 Fort Ridgely, Fairfax  
 Grand Mound, International Falls  
 Harkin Store, New Ulm  
 Historic Fort Snelling, Minneapolis  
 Historic Forestville, Preston  
 James J. Hill House, St. Paul  
 Jeffers Petroglyphs, Jeffers  
 W.W. Mayo House, Le Sueur

Lac qui Parle Mission, Montevideo  
 Lindbergh House, Little Falls  
 Lower Sioux Agency, Morton  
 Mille Lacs Indian Museum, Onamia  
 Minnesota State Capitol, St. Paul  
 North West Company Fur Post,  
 Pine City  
 Oliver H. Kelley Farm, Elk River  
 Split Rock Lighthouse, Two Harbors  
 W.H.C. Folsom House, Taylors Falls

**UNIVERSITY OF MINNESOTA**

University Relations, 6 Morrill Hall, 100 Church St. S.E., Minneapolis 55455;(612) 625-5000

**Law provides:** "(T)here shall be established in this territory an institute under the name and style of the University of Minnesota; the government of this university shall be vested in a board of regents elected by the legislature for six year terms." (*Territorial Laws 1851, Chapter 3; perpetuated by the Minnesota Constitution, Article XIII, Section 3*)



**President of the University and President (ex officio) of the Board of Regents:** Nils Hasselmo

**Biography:** Born Kola, Sweden, 1931; Augustana College (B.A., 1957); Uppsala University (Fil. mag., 1956; Fil. lic., 1962); Harvard University (Ph.D., 1961); Swedish Royal Signal Corps (1951-52 and 1953-54); University of Minnesota (1965-1983); University of Arizona (1983-88).

**Appointed:** 1988

**Salary:** \$166,007

**University of Minnesota Board of Regents:**

Wendell R. Anderson, 6th Cong. Dist.  
Julie A. Bleyhl, 2nd Cong. Dist.  
William E. Hogan, II, 3rd Cong. Dist.  
Jean B. Keffeler, 5th Cong. Dist.  
Hyon T. Kim, 4th Cong. Dist.  
H. Byran Neel, III, 1st Cong. Dist.

Mary J. Page, at large  
Lawrence Perlman, at large  
William R. Peterson, at large  
Thomas R. Reagan, 8th Cong. Dist.  
Darrin M. Roshka, at large  
Stanley D. Sahlstrom, 7th Cong. Dist.

**Function:** The university serves not only its students but all residents of Minnesota through its extension division, information services, agricultural services, sponsorship of cultural events, and its publications. The nation as a whole benefits from research in medicine, agriculture, social welfare, engineering, and other fields.

**Colleges Located on the Twin Cities Campus:**

College of Agriculture  
College of Architecture and  
Landscape Architecture  
College of Biological Sciences  
College of Human Ecology  
College of Education  
College of Liberal Arts  
College of Natural Resources  
College of Pharmacy  
College of Veterinary Medicine  
Continuing Education and Extension

Curtis L. Carlson School of Management  
General College  
Graduate School  
Hubert H. Humphrey Institute of Public Affairs  
Institute of Technology  
Law School  
Medical School  
School of Dentistry  
School of Nursing  
School of Public Health  
University College

**Greater Minnesota Campuses:**

Crookston (UMC), (218) 281-8020  
Duluth (UMD), (218) 726-8000  
Morris (UMM), (612) 589-2211

**Service and Research Programs:** University of Minnesota Hospital and Clinic, Center for Urban and Regional Affairs, Minnesota Extension Service, James Ford Bell Museum of Natural History, Agricultural Experiment Stations, Minnesota Landscape Arboretum and numerous others. (Call 625-5000 for information.)

**Cultural programs:** Cultural activities are featured on all campuses and include theater, dance, opera, musical organizations, art shows, library services and student centers for social functions.

**BOARDS, COMMISSIONS, AND OTHER AGENCIES** \_\_\_\_\_**AGRICULTURAL CHEMICAL RESPONSE COMPENSATION BOARD**

Dept. of Agriculture, 90 W. Plato Blvd., St. Paul 55107; (612) 297-3490

**Law provides:** The five member board accepts applications for reimbursement from the Agricultural Chemical Response and Reimbursement Account, determines eligibility and amount of reimbursement due, and notifies the commissioner of Agriculture of eligible claims. (*M.S. 18E.05*)

**Executive Director:** Paul Liemandt

**BOARD OF ACCOUNTANCY**

85 7th Pl. E., St. Paul 55101; (612) 296-7937

**Law provides:** The board of nine certified public accountants (CPA), licensed public accountants (LPA) and public members examines and licenses CPAs, LPAs, and CPA and LPA firms; investigates complaints; administers continuing professional education and practice monitoring rules; and enforces a code of professional conduct. (*M.S. 326.165*)

**Executive Secretary:** Dave O'Connell

**BOARD OF ANIMAL HEALTH**

90 W. Plato Blvd., St. Paul 55107; (612) 296-2942

**Law provides:** The board of five veterinarians and livestock producers protects the health of the domestic animals in the state. (*M.S. 35*)

**Executive Secretary:** T. J. Hagerty, D.V.M.

**BOARD OF ARCHITECTURE, ENGINEERING, LAND SURVEYING AND LANDSCAPE ARCHITECTURE AND INTERIOR DESIGN**

85 7th Pl. E., St. Paul 55101; Mail: 133 7th St. E., 3rd Fl., St. Paul 55101-2333; (612) 296-2388

**Law provides:** The board of 20 professional and public members examines and licenses architects, engineers, land surveyors, landscape architects; certifies interior designers; and investigates complaints. (*M.S. 214.10, 326.02*)

**Executive Secretary:** Pamela K. Smith

**BOARD OF ASSESSORS**

Board of Assessors, Dept. of Revenue, Mail Station 3340, St. Paul 55146-3340; (612) 296-0209

**Law provides:** The board of nine professional and public members oversees assessor's licensure, education and conduct. (*M.S. 270.41*)

**Secretary-Treasurer:** Gerald D. Garski

**BOARD OF BARBER EXAMINERS**

1885 University Ave. W., Suite 335, St. Paul 55104-3403; (612) 642-0489

**Law provides:** The board of three barbers and one public member regulates the barber industry and protects the public interest through adoption and enforcement of rules and investigation of complaints. (*M.S. 154.22*)

**Acting Executive Secretary:** Maureen Tibbetts

**BOARD OF BOXING**

133 E. 7th St., St. Paul 55101; (612) 296-2501

**Law provides:** The seven member board supervises all amateur and professional boxing contests (including full contact karate and kick boxing) and approves and issues licenses to promoters, boxers, managers, judges, seconds and referees. (*M.S. 341.05*)

**Executive Secretary:** James J. O'Hara

**BOARD OF DENTISTRY**

2700 University Ave. W., Suite 109, St. Paul 55114; (612) 642-0579

**Law provides:** The board of nine dentists, hygienists, dental assistants and public members examines and licenses dentists and dental hygienists, registers dental assistants, and investigates complaints. (*M.S. 150A.01, 214.09*)

**Executive Director:** Patricia H. Glasrud

**BOARD OF DIETETICS AND NUTRITION PRACTICE**

2700 University Ave. W., Suite 103, St. Paul 55114; (612) 643-2121

**Law provides:** The board licenses nutritionists and dietitians, investigates violations, and conducts hearings. It consists of seven members including dietitians, nutritionists, and consumers. (*M.S. 148.62*)

**Executive Director:** Laurie E. Mickelson

**BOARD OF ELECTRICITY**

1821 University Ave., Room S128, St. Paul 55104; (612) 642-0800

**Law provides:** The board of 11 industry and public members administers the laws relating to the examination and licensing of electricians and the inspection all new electrical installations in any construction, remodeling, replacement or repair. (*M.S. 214.09, 326.241*)

**Executive Director:** William E. Bickner

**BOARD OF EXAMINERS FOR NURSING HOME ADMINISTRATORS**

2700 University Ave. W., Room 104, St. Paul 55114; (612) 642-0595

**Law provides:** The board of nine industry and public members examines and licenses nursing home administrators and investigates complaints. (*M.S. 144A.19*)

**Executive Director:** Julie M. Vikmanis

**BOARD OF GOVERNMENT INNOVATION AND COOPERATION**

309 Administration Bldg., 50 Sherburne Ave., St. Paul 55155; (612) 282-2390

**Law provides:** The board facilitates local government innovation and cooperation by granting waivers of state laws and rules that impair the effective and efficient delivery of services, by providing financial assistance for pilot projects demonstrating innovative service delivery, management, and cooperative efforts, by acting on applications from cities and towns to combine, and by recommending repeal of those state mandates that inhibit efficiency. The board consists of six legislators (ex officio), two administrative law judges, the commissioners of administration and finance, and the state auditor. (*M.S. 465.796*)

**Executive Director:** Jim Gelbmann

**BOARD OF MARRIAGE AND FAMILY THERAPY**

2700 University Ave. W., Suite 67, St. Paul 55114; (612) 643-3667

**Law provides:** The board of five therapists and two public members adopts and enforces rules relating to licensure of marriage and family therapists and regulation of professional conduct. (*M.S. 148B*)

**Chair:** Brian Nystrom

**BOARD OF MEDICAL PRACTICE**

2700 University Ave. W., #106, St. Paul 55114-1080; (612) 642-0538

**Law provides:** The board of 16 physicians and citizen members licenses and disciplines persons involved in the practice of medicine and enforces the Medical Practices Act. (*M.S. 147.01*)

**Executive Director:** H. Leonard Boche



**BOARD OF OPTOMETRY**

2700 University Ave. W., Suite 103, St. Paul 55114; (612) 642-0594

**Law provides:** The board of two public members and five qualified optometrists examines and licenses optometrists, investigates complaints, and adopts rules. (*M.S. 148.52*)**Executive Director:** Laurie E. Mickelson**BOARD OF PEACE OFFICER STANDARDS AND TRAINING**

1600 University Ave., Suite 200, St. Paul 55104-3828; (612) 643-3060

**Law provides:** The board of 15 peace officers, municipal officials and public members examines and licenses peace officers and part-time peace officers, regulates their training, mandates standards of selection and professional conduct, and investigates complaints. (*M.S. 626.84*)**Executive Director:** John Laux**BOARD OF PHARMACY**

2700 University Ave. W., St. Paul 55114; (612) 642-0541

**Law provides:** The board of seven pharmacists and public members examines and licenses pharmacists, investigates complaints, oversees the inspection of pharmacies, drug wholesalers and drug manufacturers, and enforces drug laws pertaining to health care professionals. (*M.S. 151.01, 214.09*)**Executive Secretary:** David E. Holmstrom**BOARD OF PODIATRIC MEDICINE**

2700 University Ave. W., Room 40, St. Paul 55114; (612) 642-0401

**Law provides:** The board of five podiatrists and two public members examines and licenses podiatrists, investigates complaints, and disciplines for practice violations. (*M.S. 153.01*)**Executive Director:** Lois E. Mizuno**BOARD OF PRIVATE DETECTIVES AND PROTECTIVE AGENT SERVICES**

1246 University Ave., St. Paul 55104; (612) 642-0775

**Law provides:** The board of five industry and citizen members administers laws governing licensing of private detectives and protective agents, license reissuance, complaint procedures and unlicensed activity. (*M.S. 326.32*)**Executive Director:** Marie L. Ohman**BOARD OF PSYCHOLOGY**

2700 University Ave. W., Room 101, St. Paul 55114-1095; (612) 642-0587

**Law provides:** The 11 member board, including licensed psychologists, psychological practitioners, and public members, licenses qualified psychologists and psychological practitioners for practice by examination and investigates and disposes of complaints. (*M.S. 148.88*)**Executive Director:** Pauline Walker-Singleton**BOARD OF SOCIAL WORK**

2700 University Ave. W., #225, St. Paul 55114; (612) 643-2580

**Law provides:** The board of 11 licensed social worker and public members adopts and enforces rules for licensure of social workers and for regulation of their professional conduct. (*M.S. 148B.19*)**Executive Director:** Thomas McSteen**BOARD OF TEACHING**

608 Capitol Square Bldg., 550 Cedar St., St. Paul 55101; (612) 296-2415

**Law provides:** The 11 member board establishes rules for licensure of public school teachers, for approval of teacher education programs and for a code of ethics governing professional conduct and performance. (*M.S. 125.183*)**Executive Secretary:** Judith A. Wain

### **BOARD OF WATER AND SOIL RESOURCES**

1 W. Water St., Suite 200, St. Paul 55107; (612) 296-3767

**Law provides:** The board of 12 soil and water officials and public members coordinates the water and soil resources management activities of local units of government through educational activities, approval of local plans, administration of state grants and cost-sharing contracts. (*M.S. 103B.101*)

**Chair:** D. James Nielsen

**Executive Director:** Ron Harnack

### **BUREAU OF MEDIATION SERVICES**

1380 Energy Lane, Suite 2, St. Paul 55108; (612) 649-5421

**Law provides:** The independent agency encourages stable labor-management relationships in the public, private and non-profit sectors of Minnesota's economy by assisting in resolving collective bargaining disputes; resolving union representation issues; maintaining rosters of qualified arbitrators; and providing training and information to labor-management representatives, employers, employees, and the public. (*M.S. 179, 179A*)

**Commissioner:** Lance Teachworth

### **CAPITOL AREA ARCHITECTURAL AND PLANNING BOARD**

204 Administration Building, St. Paul 55155; (612) 296-7138

**Law provides:** The board oversees architectural and urban design and comprehensive planning for the capitol area. (*M.S. 15.50*)

**Executive Secretary:** Gary Grefenberg

### **CITIZENS' COUNCIL ON VOYAGEURS NATIONAL PARK**

509 3rd St., International Falls 56649; (218) 283-3507

**Law provides:** The 17 member board researches all matters related to the establishment and operation of Voyageurs National Park and makes recommendations to the U.S. National Park Service and other federal and state agencies concerned. (*M.S. 84B.11*)

**Administrative Secretary:** Mary Schuman

### **COMPENSATION COUNCIL**

Legislative Coordinating Commission, Rm. 85, State Office Building, St. Paul 55155; (612) 297-3697

**Law provides:** The 16 member board makes recommendations to the legislature in establishing the compensations of constitutional officers, legislators, Supreme Court justices, Court of Appeals judges, and trial court judges. (*M.S. 15A.082*)

### **COUNCIL ON AFFAIRS OF SPANISH SPEAKING PEOPLE**

506 Rice St., St. Paul 55103; (612) 296-9587

**Law provides:** The council advises the governor and legislature on the nature of the issues and disabilities confronting Spanish-speaking people, including the problems encountered by Spanish-speaking migrant agricultural workers. (*M.S. 3.9223*)

**Executive Director:** vacant

### **COUNCIL ON ASIAN-PACIFIC MINNESOTANS**

205 Aurora Ave., Suite 100, St. Paul 55103; (612) 296-0538

**Law provides:** The council includes 19 representatives of the Asian-Pacific community and four ex-officio legislative members to advise the governor and legislature on issues confronting Asian-Pacific people in Minnesota, to ensure that Asian-Pacific people have access to benefits and services provided to people in the state, to help eliminate under utilization of Asian-Pacific people in the state's workforce, and to develop improved state trade relations with Asian and Pacific counties. (*M.S. 3.9226*)

**Executive Director:** vacant

### **COUNCIL ON BLACK MINNESOTANS**

2233 University Ave., Suite 426, St. Paul 55114; (612) 642-0811

**Law provides:** The council includes 11 public members and four ex-officio legislative members to serve as a catalyst for the creation of innovative strategies for community activities designed to effectively intervene in areas affecting the African and African American community; to research, monitor and lobby on public policy issues; and to act as advocates in areas of economic development, employment, education, social welfare. (*M.S. 3.9225*)

**Executive Director:** Lester R. Collins

### **COUNCIL ON DISABILITY**

121 7th Pl. E., Suite 107, St. Paul 55101; (612) 296-6785

**Law provides:** The council advises the governor, legislature, and state agencies and provides information and encourages coordination of planning programs and services for persons with disabilities. It has 21 members, a majority of whom are persons with a disability or parents or guardians of persons with a disability. (*M.S. 256.481*)

**Chair:** Audrey Richardson

**Executive Director:** Clell Hemphill

### **EMERGENCY RESPONSE COMMISSION**

450 N. Syndicate, Suite 290, St. Paul 55104; (612) 643-3000

**Law provides:** The commission coordinates the implementation of the federal Emergency Planning and Community Right-to-Know Act. It consists of 22 members drawn from state agency, fire fighting, law enforcement, emergency medical, industry, labor, and public sectors. (*M.S. 299K.01*)

**Director:** Paul Aasen

### **ETHICAL PRACTICES BOARD**

Centennial Bldg., 1st Fl., S., 658 Cedar St., St. Paul 55155; (612) 296-5148

**Law provides:** The board administers laws relating to public disclosure in campaign finance, lobbying, local officials' and public officials' economic interests and conflicts of interest, and public financing of candidates and state committees of political parties. It has six members, with no more than three members of the same political party. (*M.S. 10A.02*)

**Executive Director:** Mary Ann McCoy

### **EXPORT FINANCE AUTHORITY**

1000 Minnesota World Trade Center, St. Paul 55101-4902; (612) 297-4658

**Law provides:** The seven member board aids and facilitates the financing of exports from Minnesota. (*M.S. 116J.9673*)

**Executive Director:** M. Noor Doja

### **GAMBLING CONTROL BOARD**

1711 W. Cty. Rd. B., Suite 300 S., Roseville 55113; (612) 639-4000

**Law provides:** The seven member board regulates lawful gambling in Minnesota. (*M.S. 349*)

**Director:** Harry W. Baltzer

### **GOVERNMENT INFORMATION ACCESS COUNCIL**

320 Centennial Bldg., 658 Cedar St., St. Paul 55155; (612) 296-6322

**Law provides:** The council's primary mission is to develop principles to assist elected officials and other government decision makers in providing citizens with greater and more efficient access to government information and services both directly and through private business. The council consists of 29 members including representatives from state agencies, media, education, business, labor, utilities, nonprofit community access centers, public, and legislature (ex officio). (*M.S. 15.95*)

**Director:** Thomas A. Satre

**GOVERNOR'S RESIDENCE COUNCIL**

1006 Summit Ave., St. Paul 55105; (612) 296-2161

**Law provides:** The council oversees the restoration and furnishing of the governor's residence. Its 19 members are drawn from state agencies, the governor's spouse, legislators, the family which donated the building, and the fields of higher education, landscaping, architecture and interior design, and the public. (*M.S. 16B.27*)

**Chair:** Sam Grabarski

**GREAT LAKES COMMISSION**

10 State Capitol Bldg., St. Paul 55155; (612) 296-6648

**Law provides:** The commission seeks to increase economic development of the Great Lakes while protecting their environmental integrity. Two state representatives, two state senators and one member appointed by the governor represent Minnesota on the eight-state commission. (*M.S. 1.21*)

**Chair:** Henry K. Hanka

**HARMFUL SUBSTANCE COMPENSATION BOARD**

2700 University Ave. W., Suite 115, St. Paul 55114; (612) 642-0455

**Law provides:** The five member board, representing the medical and legal professions and the public, investigates claims of property damages or injury and compensates victims for verified losses caused by release of harmful substances into the environment. (*M.S. 115B.27*)

**Chair:** Debra McBride

**HEALTH COVERAGE REINSURANCE ASSOCIATION BOARD**

133 7th St. E., St. Paul 55101; (612) 297-4634

**Law provides:** The 13 member board from the health and insurance industry and the public provides for the fair and equitable sharing of risk among health carriers serving the small employer market. (*M.S. 62L.14*)

**Chair:** Dan Schneeman

**HIGHER EDUCATION COORDINATING BOARD**

400 Capitol Square Bldg., 550 Cedar St., St. Paul 55101; (612) 296-9665

**Law provides:** The 11 member board analyzes and develops plans to meet present and long range higher education needs. (*M.S. 136A.02*)

**Interim Executive Director:** Joseph P. Graba

**HIGHER EDUCATION FACILITIES AUTHORITY**

175 5th St. E., Suite 450, St. Paul 55101; (612) 296-4690

**Law provides:** The independent agency assists Minnesota institutions of higher education in construction and financing of projects through issuance of revenue bonds. (*M.S. 136A.25*)

**Executive Director:** Joseph E. LaBelle

**HOUSING FINANCE AGENCY**

400 Sibley St., Suite 300, St. Paul 55101; (612) 296-7608

**Law provides:** The agency facilitates the construction, acquisition, improvement, and rehabilitation of housing for low and moderate income people by providing affordable financing and related assistance. Its board consists of the state auditor, commissioner of the Department of Trade and Economic Development, and five citizen members. (*M.S. 462A*)

**Commissioner:** Katherine G. Hadley

**INDIAN AFFAIRS COUNCIL**

1819 Bemidji Ave., Bemidji 56601; (218) 755-3825  
 1450 Energy Park Dr., St. Paul 55108; (612) 643-3032

**Law provides:** The council includes representatives from the 11 tribal governments and two elected members representing Minnesota residents enrolled in non-Minnesota Indian reservations, to advise the governor, the legislature, and state agencies regarding policies, programs and services affecting Indian citizens, and to create public awareness of their needs. The law also provides for an advisory council on urban Indians appointed by the council and consisting of five members from the vicinity of Minneapolis, St. Paul and Duluth. (*M.S. 3.922*)

**Executive Director:** Joseph B. Day

**IRON RANGE RESOURCES AND REHABILITATION BOARD**

Highway 53 South, P.O. Box 441, Eveleth 55734; (218) 749-7721

**Law provides:** The board is funded from a portion of the taconite production tax receipts and interest from dedicated funds to conduct grant and loan programs supporting economic development and tourism. It also administers environmental development funds for Carlton and Koochiching counties and programs for mineland reclamation, building demolition, and trails in northeastern Minnesota. The board owns and operates the Giants Ridge Recreation Area, the Iron Range Research and Interpretive Center, and Ironworld, USA. The commissioner is appointed by the governor, and the board consists of five senators, five representatives, and the commissioner of natural resources. (*M.S. 298.22*)

**Commissioner:** Jim Gustafson

**LABOR INTERPRETATIVE CENTER**

Labor & Industry Bldg., 443 Lafayette Rd., St. Paul 55155; (612) 297-2713

**Law provides:** The center's purpose is to celebrate the contribution of working people to the past, present, and future of Minnesota; to spur an interest among the people of Minnesota in their own family and community traditions of work; to help young people discover their work skills and opportunities for a productive working life; and to advance the teaching of work and labor studies in schools and colleges. The center is governed by a 10 member board representing labor, business, state and local government, education, and arts groups. (*M.S. 138A*)

**Acting Executive Director:** Gary Park

**MARKET ASSISTANCE PROGRAM COMMITTEE**

Pioneer Post Office, Box 1760, St. Paul 55101; (612) 222-0484

**Law provides:** The 12 member committee, including insurers, the public and customers, reviews applicants of the Minnesota Joint Underwriting Association to ascertain if coverage is available in private insurance. (*M.S. 621.09*)

**Chair:** Jerry Jurasek

**MEDICAL MALPRACTICE JOINT UNDERWRITING ASSOCIATION**

133 7th St. E., St. Paul 55101; (612)222-0484

**Law provides:** The 11 member board, including health care providers, the public, and the insurance industry, provides medical malpractice insurance coverage to any licensed health care provider unable to obtain this insurance through ordinary methods. (*M.S. 62F.01*)

**Chair:** Marsha Ford

**MEDICAL SERVICES REVIEW BOARD**

Dept. of Labor and Industry, 443 Lafayette Rd. N., St. Paul 55155; (612)297-4404

**Law provides:** A 13 member board, representing chiropractic, labor, physical therapy, hospital administrators, physicians, employees, employers or insurers and the general public, advises on medical matters relating to workers' compensation and disciplines health care providers for violation of rules pertaining to workers' compensation. (*M.S. 176.103*)

**Executive Secretary:** Emily Wenstad

**MERIT SYSTEM COUNCIL**

Dept. of Human Services, 2nd Fl., 444 Lafayette Rd. N., St. Paul 55155-3822;  
(612) 296-3996

**Law provides:** The three member council reviews and makes recommendations on all proposed rule amendments, classification specifications, and compensation plans, assists in formulating personnel policies and procedures, and hears appeals as provided under Merit System rules. (*M.S. 256.012*)

**Personnel Manager:** Betty Carlson

**METROPOLITAN AIRPORTS COMMISSION**

6040 28th Ave. S., Minneapolis 55450; (612) 726-8100

**Law provides:** The 15 member commission, including Twin cities and Greater Minnesota representatives, promotes air transportation locally, nationally and internationally by development the Twin Cities as an aviation center. (*M.S. 473.603*)

**Chair:** Sandy Grieve

**METROPOLITAN PARKS AND OPEN SPACE COMMISSION**

Mears Park Centre, 230 5th St. E., St. Paul 55101; (612) 291-6320

**Law provides:** The commission advises the Metropolitan Council on its policy plan for regional recreation open space, including a regional park system plan and capital improvement program, on grants for acquisition and development of regional parks, and in review of regional park master plans prepared by local implementing agencies. It consists of eight members selected from districts where they reside and a chair, selected at large, appointed by the Metropolitan Council. (*M.S. 473.303*)

**Chair:** Edward Gale

**METROPOLITAN SPORTS FACILITIES COMMISSION**

Hubert H. Humphrey Metrodome, 900 S. 5th St., Minneapolis 55415; (612) 332-0386

**Law provides:** The commission consists of six members appointed by the Minneapolis City Council and a chair appointed by the governor; and it is responsible for the location, design, construction and operation of the Hubert H. Humphrey Metrodome and other sports facilities. (*M.S. 473.553*)

**Chair:** William R. Hunter

**MINNESOTA ACADEMIC EXCELLENCE FOUNDATION**

971 Capitol Square Bldg., 550 Cedar St., St. Paul 55101; (612)297-1875,  
FAX: (612) 296-5846

**Law provides:** The 20 member board, representing various education groups, business groups, by charter from the legislature and through private sector and community based partnerships, is the primary advocate for promoting and recognizing the importance of academic excellence in all of Minnesota's elementary and secondary students, schools, and communities (a non-profit organization). (*M.S. 121.612*)

**Executive Director:** Zona Sharp-Burk

**MINNESOTA AGRICULTURAL & ECONOMIC DEVELOPMENT BOARD**

500 Metro Square, 121 7th Pl. E., St. Paul 55101; (612) 297-1391

**Law provides:** The board provides for agricultural and economic development in the state through the use of loans and loan guarantees. It consists of seven members, including two public members with experience in finance and state agency representatives.

**Executive Director:** Paul Moe

**MINNESOTA AMATEUR SPORTS COMMISSION**

National Sports Center, 1700 105th Ave. N.E., Blaine 55449; (612) 785-5630

**Law provides:** The commission works with and supports the amateur sports associations in the state and promotes amateur sports events. It consists of 12 voting members including amateur sports promoters and the public and two nonvoting members of the state house and senate. (*M.S. 240A.02*)

**Executive Director:** Paul D. Erickson

**MINNESOTA AUTOMOBILE ASSIGNED CLAIMS BUREAU**

Richfield State Bank Bldg., 6625 Lyndale Ave. S., Suite 200, Richfield 55423;  
(612) 798-4020

**Law provides:** The seven member board governs the operations of the Minnesota Automobile Assigned Claims Plan in providing no-fault basic economic loss benefits to eligible recipients. (*M.S. 65B.63*)

**Chair:** Curt Gordon

**MINNESOTA AUTOMOBILE INSURANCE PLAN GOVERNING COMMITTEE**

133 7th St. E., St. Paul 55101; (612) 296-2656

**Law provides:** The nine member committee, including public members and insurers, directs the operation of the Minnesota automobile Insurance Plan which provides for the placement of insurance for Minnesota drivers and owners of vehicles registered in Minnesota who are unable to obtain coverage in the open market. (*M.S. 65B03*)

**Chair:** Kurt Muhlhausen

**MINNESOTA BOARD OF CHIROPRACTIC EXAMINERS PEER REVIEW COMMITTEE**

2700 University Ave. W., Suite 20, St. Paul 55114-1089; (612) 642-0591

**Law provides:** The seven member committee, including five chiropractors and two consumers, makes determinations of whether or not certain chiropractors properly utilized services, rendered or ordered appropriate treatment or service, and if the cost of treatment was appropriate. (*M.S. 148.106*)

**Executive Director:** Dr. Larry Spicer

**MINNESOTA BOARD OF NURSING**

2700 University Ave. W., #108, St. Paul 55114; (612) 642-0567

**Law provides:** The board of eight registered nurses, four licensed practical nurses and four public members, examines and licenses registered nurses and licensed practical nurses, investigates complaints and disciplines licensees, registers public health nurses, authorizes nurse practitioners and clinical specialists in psychiatric and mental health nursing to prescribe drugs and therapeutic devices, approves nursing programs, and registers nursing corporations. (*M.S. 148.181*)

**Executive Director:** Joyce M. Schowalter

**MINNESOTA BOARD OF VETERINARY MEDICINE**

2700 University Ave. W., #108, St. Paul 55114; (612) 642-0567

**Law provides:** The board of five veterinarians and two public members examines and licenses veterinarians and investigates consumer complaints. (*M.S. 156*)

**Executive Director:** Roland C. Olson, D.V.M.

**MINNESOTA BOARD ON AGING**

Human Services Bldg., 4th Fl., 444 Lafayette Rd. N., St. Paul 55155-3843;  
(612) 296-2770

**Law provides:** The 25 member board advises the governor and state agencies on policies, programs and services affecting older persons and administers the Older Americans Act and the Ombudsman for Older Minnesotans Program. (*M.S. 256.975*)

**Executive Secretary:** James G. Varpness

**MINNESOTA CENTER FOR ARTS EDUCATION**

6125 Olson Memorial Highway, Golden Valley 55422; (612) 591-4700,  
FAX: (612)591-4747

**Law provides:** The center educates high school pupils with artistic talent and provides enhanced arts education opportunities for all Minnesota students in elementary and secondary schools. The center operates the state's arts high school for students in grades 11-12, offers technical assistance to teachers

## CHAPTER 4 DEPARTMENTS AND AGENCIES

and school districts, and provides education programming in art forms that are underrepresented and in geographic regions that are underserved. (*M.S. 129*)

**Executive Director:** James F. Undercofler

### MINNESOTA COMPREHENSIVE HEALTH ASSOCIATION BOARD OF DIRECTORS

Dept. of Commerce, 133 7th St. E., St. Paul 55101; (612)297-4634

**Law provides:** The nine member board governs the activities of the Minnesota association which provides basic health insurance coverage to persons in Minnesota unable to obtain coverage through the open market. (*M.S. 62E.10*)

**Executive Director:** Lynn Gruber

### MINNESOTA COMMISSION SERVING DEAF AND HARD OF HEARING PEOPLE

Dept. of Human Services, 444 Lafayette Rd., St. Paul 55155-3814; voice & TTY: (612) 297-7305

**Law provides:** The 15 member council advises the governor, legislature, and commissioners of economic security, education, health and human services regarding policies, programs and services affecting hearing impaired citizens and creates public awareness of the needs and potential of hearing impaired people. (*M.S. 256C.28*)

**Executive Director:** Curt Micka

### MINNESOTA ENVIRONMENTAL QUALITY BOARD

300 Centennial Bldg., 658 Cedar St., St. Paul 55155; (612) 296-9027

**Law provides:** The board provides for cooperation of state agencies affecting the environment, initiates environmental studies, reviews major actions, programs and legislation to ensure compliance with state environmental policy. (*M.S. 116C*)

**Executive Director:** Michael D. Sullivan

### MINNESOTA HEALTH CARE COMMISSION

121 7th Pl. E., PO Box 64975, St. Paul 55164-0975

**Law provides:** The commission makes recommendations to the commissioner of health and the legislature to improve the accessibility, affordability and quality of health care for all Minnesotans. The commission is made up of 27 members representing consumers, labor, employers, health care providers, health plan companies, and state government. (*M.S. 62J.08*)

**Chair:** Tom Swain

**Interim Executive Director:** David K. Haugen

### MINNESOTA INSURANCE GUARANTY ASSOCIATION

Dept. of Commerce, 133 7th St. E., St. Paul 55101; (612) 297-4634

**Law provides:** The association consists of two public members and seven insurers and provides for the payment of covered claims to avoid financial loss to policyholders because of the liquidation of an insurer. (*M.S. 60C.08, Subd. 1*)

**Executive Director:** Tom Houser

### MINNESOTA JOB SKILLS PARTNERSHIP BOARD

Dept. of Trade & Economic Development, 500 Metro Square, 121 7th Pl. E., St. Paul 55101-2146; (612) 296-0388

**Law provides:** The eight member board, and the commissioners of the departments of Trade and Economic Development and Economic Security, and the chancellor of the Higher Education Board, brings together employers with specific training needs with educational or other non-profit institutions which can assist in development of training programs. (*M.S. 116L.01*)

**Executive Director:** Roger Hughes



**MINNESOTA JOINT UNDERWRITING ASSOCIATION - LIABILITY INSURANCE**

Pioneer Post Office Box 1760, St. Paul 55101; (612) 222-0484

**Law provides:** An 11 member board provides liability insurance coverage for persons unable to obtain it through ordinary means where coverage is required by law or is necessary for the conduct of business and serves a public purpose. (*M.S. 621.02*)

**Administrator:** Beth Eulberg

**MINNESOTA PROPERTY INSURANCE PLACEMENT FACILITY**

Dept. of Commerce, 133 7th St. E., St. Paul 55101; (612) 297-4634

**Law provides:** A nine member board administers the Fair-Plan Act to make property or liability (including homeowners and commercial multiperil) insurance available statewide. (*M.S. 65A.35*)

**Manager:** Ross Farmer

**MINNESOTA PUBLIC FACILITIES AUTHORITY**

Dept. of Trade & Economic Development, 150 E. Kellogg Blvd., St. Paul 55101; (612) 296-5005

**Law provides:** A board of five public members and four ex-officio members manages grant and loan programs for assisting state or local jurisdictions in financing water and wastewater treatment systems. (*M.S. 446A*)

**Chair:** E. Peter Gillette, Jr.

**MINNESOTA RACING COMMISSION**

7825 Washington Ave. S., #800, Bloomington 55439; (612)297-3557

**Law provides:** The nine member commission regulates pari-mutual horse racing in Minnesota to ensure its integrity and conduct in the public interest. (*M.S. 240*)

**Executive Director:** Richard G. Krueger

**MINNESOTA RURAL FINANCE AUTHORITY**

MN Dept. of Agriculture, 90 W. Plato Blvd., St. Paul 55107; (612) 297-3557

**Law provides:** The board develops the state's agricultural resources by extending credit on real estate security. It consists of six public members, the commissioners of the Department of Agriculture, Department of Commerce, Department of Trade and Economic Development, and Department of Finance, and the state auditor. (*M.S. 41B.025*)

**Chair:** Elton Redalen

**MINNESOTA SMALL BUSINESS DEVELOPMENT CENTER ADVISORY BOARD**

900 American Center, St. Paul 55101; (612) 297-5770

**Law provides:** The advisory board advises, counsels and confers with the director of the Small Business Development Center Network on all policy matters pertaining to the operation of the network, to include advice and counsel on needs assessments, program offerings, and program evaluations. The advisory board also advises and assists in leveraging of local financial and other resources to support the statewide Small Business Development Center network and regional SBDC centers. It consists of ten members.

**State Directory:** Mary J. Kruger

**MINNESOTA STATE AGRICULTURAL SOCIETY**

State Fairgrounds, 1265 N. Snelling Ave., St. Paul 55108-3099; (612)642-2200

**Law provides:** The society conducts the annual Minnesota State Fair and administers the maintenance, control and improvement of the state fairgrounds, located immediately north of St. Paul. The society (and fair) is financial self-sufficient, using no tax dollars, and is governed by a 10 member board of managers. The board is elected by the society's authorized delegates, representing county fairs and various agribusiness groups throughout Minnesota.

## CHAPTER 4 DEPARTMENTS AND AGENCIES

**Executive Vice President:** Mike Heffron

### **MINNESOTA STATE ARMORY BUILDING COMMISSION**

Veterans Service Bldg., St. Paul 55155; (612) 296-4678

**Law provides:** The commission acquires property for armory use, exercises the right of eminent domain, issues bonds for the construction and equipping of new armories, can sue or be sued, and pays the cost of operating, maintaining and improving commission owned armories. (*M.S. 193*)

**Executive Director:** Terrence J. Palmer

### **MINNESOTA STATE ARTS BOARD**

432 Summit Ave., St. Paul 55102; (612) 297-2603

**Law provides:** The 11 member board reviews and makes grants to individual artists, schools, and non-profit organizations in support of arts activities. (*M.S. 129D*)

**Executive Director:** Dr. Sam W. Grabarski

### **MINNESOTA STATE BOARD OF INVENTION**

49 Inner Dr., St. Paul 55116-1819; (612) 698-6318

**Law provides:** The mission of the board is to enhance both the quality of social life and the business climate throughout the state by making inventiveness an integral part of every Minnesotan's thought process and the benefits of invention available to us all. The board intends to nurture the development/use of inventions, foster an appreciation for inventive thought/expression, and recognize/preserve the inventive heritage of the state. It has 11 members. (*M.S. 116J.987*)

**Chair:** Dr. Daniel A. Ferber

### **MINNESOTA STATE HIGH SCHOOL LEAGUE**

2100 Freeway Blvd., Brooklyn Center 55430; (612) 560-2262

**Law provides:** The 20 member board exercises control, supervision, regulation of interscholastic athletics, and musical, dramatic and other contests between pupils of Minnesota high schools. (*M.S. 129.121*)

**Executive Director:** Dave Stead

### **MINNESOTA STATE HORTICULTURAL SOCIETY**

Center for Northern Gardening, 1755 Prior Ave. N., St. Paul 55113-5549; (612) 643-3601, toll free from outside the metro calling area: (800) 676-MSHS, FAX: (612)643-3638

**Law provides:** The society, founded in 1866, collects and disseminates horticultural and environmental information to Minnesotans. it publishes Minnesota Horticulturist magazine nine times a year, conducts MN Green community greening outreach; sponsors workshops, tours, and other programs; and maintains a horticultural library. Membership is open to any interested person and is approximately 16,000.

**Executive Director:** Dorothy B. Johnson

### **MINNESOTA STATE RETIREMENT SYSTEM**

175 W. Lafayette Frontage Rd., #300, St. Paul 55107; (612) 296-2761

**Law provides:** The administrative function is vested in the executive director and the policy making and appellate functions are vested in a board of eleven members, three appointed by the governor, one retired employee, one MCTO union representative, and six elected by the covered employees. (*M.S. 3A, 352, 352B, 352C, 352C, and 490*)

**Executive Director:** David Bergstrom

### **MINNESOTA TECHNOLOGY, INC.**

111 3rd Ave. S., Minneapolis 55401; (612) 338-7722

**Law provides:** Minnesota Technology, Inc. is a public, nonprofit corporation established to assist Minnesota companies in becoming more competitive. The company focuses its efforts on working

with small and medium-size manufacturers, with an emphasis on companies located outside the Twin Cities metropolitan area. Minnesota Technology also operates one of seven federally funded Manufacturing Technology Centers. (*M.S. 1160.03*)

**President:** Jacques Koppel

**Chair:** John Yngve

#### **MINNESOTA VETERANS HOMES BOARD OF DIRECTORS**

Veterans Service Bldg., 20 W. 12th St., Rm. 206A, St. Paul 55155; (612) 296-2073

**Law provides:** The nine member board names the executive director and administrators, determines policy, and adopts, amends, and repeals rules for the governance of the Minnesota veterans homes, reporting quarterly to the governor on the management, operations, and quality of care provided. It represents the facilities before their various constituencies, other units of government and the legislature. (*M.S. 198*)

**Chair:** James H. Main

#### **MINNESOTA-WISCONSIN BOUNDARY AREA COMMISSION**

619 2nd St., Hudson, WI 54016; (612) 436-7131, (715) 386-9444, FAX: (715) 386-9571, E-Mail: MWBAC@AOL.COM

**Law provides:** The interstate commission is composed of five members from each state appointed by their respective governors who recommend, review and correlate studies for the use of lands and waters which form the common boundaries of the two states, especially the St. Croix and Mississippi Rivers. (*M.S. 1.31*)

**Administrative Director:** Dan McGuiness

#### **MINNESOTA WORKERS' COMPENSATION ASSIGNED RISK PLAN REVIEW BOARD**

133 7th St. E., St. Paul 55101; (612) 297-4634

**Law provides:** The six member board audits the case and total reserves for assigned risk business, monitors the Assigned Risk Plan's operation, and recommends plan improvements. (*M.S. 79.251*)

**Administrator:** Mark Sheehan

#### **MINNESOTA WORKERS' COMPENSATION INSURERS' ASSOCIATION (RATING ASSOCIATION)**

7760 France Ave. S., Suite 640, Minneapolis 55435; (612) 897-1737

**Law provides:** The association is a non-profit statistical and research organization supported and governed by the insurance industry, and it is a licensed data service organization. The commissioner of commerce licenses the association and appoints its 12 member board. (*M.S. 79.61*)

**President:** John P. Hildebrandt

#### **MINNESOTA ZOOLOGICAL BOARD**

13000 Zoo Blvd., Apple Valley 55124; (612) 431-9200

**Law provides:** The 30 member board acquires, constructs, equips, operates and maintains the Minnesota Zoological Garden. (*M.S. 85A.01*)

**Executive Director:** Kathryn R. Roberts

#### **MISSISSIPPI RIVER COORDINATING COMMISSION**

National Park Service, Mississippi National River & Recreation Area, Galtier Plaza, Suite 418, Box 41, 175 5th St. E., St. Paul 55101-2901; (612) 290-4160

**Law provides:** The 22 member commission assists federal, state, and local authorities in development and implementation of a resource management plan for the lands and waters of the national designated Mississippi national River and Recreation Area from the Crow River to the Dakota-Goodhue county line along the Mississippi. (*Public Law 100-696, Title VII*)

**Chair:** Peter L. Gove

**Superintendent, Mississippi National River & Recreation Area:** JoAnn M. Kyrall

**OCCUPATIONAL SAFETY AND HEALTH REVIEW BOARD**

Labor & Industry Building, 443 Lafayette Rd., St. Paul 55155; (612) 296-8946

**Law provides:** The three-member hearing board reviews and affirms, modifies, or revokes contested OSHA citations, penalties, or orders of the commissioner of the Department of Labor and Industry. (*M.S. 182.664*)

**Executive Secretary:** Pam Carlson

**OFFICE OF ENVIRONMENTAL ASSISTANCE**

520 Lafayette Rd. N., 2nd Fl., St. Paul 55155; (612)296-3417

**Law provides:** The office administers the Minnesota Waste Management Act and exercises leadership in identifying current and evolving critical waste issues facing Minnesota; researches and promotes practical and cost-effective solutions to waste generation and waste management; causes visible change in the attitudes and behavior of the people of Minnesota regarding waste and waste management; and recommends policy positions where legislation may be advantageous.

**Director:** Edward A. Garvey

**OMBUDSMAN FOR MENTAL HEALTH AND MENTAL RETARDATION**

420 Metro Square Bldg., 121 7th Pl. E., St. Paul 55101; (612) 296-3848

**Law provides:** The ombudsman receives complaints, provides mediation or advocacy, and conducts investigations on behalf of persons receiving care and treatment for mental illness, mental retardation or related conditions, chemical dependency, and emotional disturbance. (*M.S. 245.91*)

**Ombudsman:** Roberta C. Opheim

**OMBUDSMAN FOR CORRECTIONS**

1885 University Ave., Suite 395, St. Paul 55104; (612) 643-3656

**Law provides:** The ombudsman receives complaints, investigates where necessary, and offers recommendations for resolving conflicts regarding complaints from inmates and staff of the Department of Corrections and facilities covered by the Community Corrections Act. (*M.S. 241.41*)

**Ombudsman:** Patricia Seleen

**PESTICIDE APPLICATOR EDUCATION AND EXAMINATION REVIEW BOARD**

90 W. Plato Blvd., St. Paul 55107; (612) 297-7175

**Law provides:** The board reviews, revises and updates pesticide applicator training materials, and discusses topics that can be incorporated into pesticide applicator training. The 15 member board represents industry, private nonprofit organizations, and other governmental agencies.

**Chair:** Rich Hansen

**PETROLEUM TANK RELEASE COMPENSATION BOARD**

133 E. 7th St., St. Paul 55107; (612) 296-2284

**Law provides:** The three member board considers applications for reimbursement from the Petroleum Tank Release Clean-up Fund for clean-up of leaks and spills from petroleum storage tanks. (*M.S. 115C.07*)

**Executive Director:** Shawn Hooper

**PHYSICAL THERAPY COUNCIL**

2700 University Ave. W., Rm. 106, St. Paul 55114-1080; (612) 642-0538

**Law provides:** The Board of Medical Practice appoints three registered physical therapists, two doctors of medicine, one physical therapy assistant and one public member to examine and register physical therapists. (*M.S. 148.67*)

**Executive Director:** H. Leonard Boche

**PUBLIC EMPLOYEES RETIREMENT ASSOCIATION**

Suite 200, Skyway Level, 514 St. Peter St., St. Paul 55102; (612) 296-7460

**Law provides:** An 11 member governing board manages the collection of payments, approves applications for membership, approves claims for withdrawals, pensions or benefits, and adopts an appropriate mortality table based on experience of the fund. (*M.S. 353*)

**Executive Director:** Laurie Fiori Hacking

**PUBLIC UTILITIES COMMISSION**

121 7th Pl. E., Suite 350, St. Paul 55101-2147; (612) 296-7124

**Law provides:** The commission regulates rates and services and certain gas, electric and telephone companies, and it establishes service areas, grants authorities and promulgates rules for regulated industries. It consists of five commissioners. (*M.S. 216, 216A, 216B, 237*)

**Chair:** vacant

**Executive Secretary:** Burl W. Haar

**REGIONAL COORDINATING BOARDS**

Minnesota Dept. of Health, 121 7th Pl. E., Suite 400, St. Paul 55164-0975; (800) 366-5424

**Law provides:** The six regional coordinating boards advise the commissioner of the Department of Health on ways to improve the affordability, accessibility and quality of health care in the region and throughout the state. The boards also undertake voluntary activities to educate consumers, providers, and purchasers about community plans and projects promoting health care cost containment, consumer accountability, access, and efforts to achieve public health goals. (*M.S. 62J.09*)

**Chair:** Curtis Chong

**REHABILITATION REVIEW PANEL**

Dept. of Labor and Industry, 443 Lafayette Rd. N., St. Paul 55155; (612) 297-4404

**Law provides:** The 13 member panel, representing employers, insurers, rehabilitation, medicine, chiropractors and labor; determines appeals regarding registration of qualified rehabilitation consultants, qualified rehabilitation consultants' conduct and accountability, and studies rehabilitation and recommends rules. (*M.S. 176.102*)

**Executive Secretary:** Emily Wenstad

**RURAL DEVELOPMENT BOARD**

500 Metro Square, 121 7th Pl. E., St. Paul 55101-2146; (612) 296-9090

**Law provides:** The 14 member board investigates, evaluates and implements new methods of rural development, including a Challenge Grant Program to assist rural business and a Rural Investment Guide to offer recommendations for the legislature and state agencies to allocate state resources and funds to rural Minnesota. (*M.S. 116N.02*)

**Chair:** E. Peter Gillette, Jr.

**SEAWAY PORT AUTHORITY OF DULUTH**

P.O. Box 16877, Duluth 55816-0877; (218) 727-8525

**Law provides:** A seven member board to promote waterborne commerce in the port district, may acquire, construct, or facilitate waterfront development, participate in harbor dredging, and is responsible for the sale of land in Airport Industrial Park.

**Executive Director:** Davis Helberg

**SIBLEY HOUSE ASSOCIATION**

55 D St., P.O. Box 50772, Mendota 55150; (612) 452-1596

**Law provides:** The association owns, operates and maintains the 7.5 acre Sibley site in Mendota including three historic houses: Sibley House, home of Minnesota's first governor; Faribault House, an Indian museum; and Du Puis House. All Minnesota members of the Daughters of the American Revolution are automatically members of the Sibley House Association.

**President:** Mrs. Dorothy Bennett

**STATE BOARD OF CHIROPRACTIC EXAMINERS**

2700 University Ave. W., Suite 20, St. Paul 55114-1089; (612) 642-0591

**Law provides:** The board of five chiropractors and two public members examines, licenses, and regulates chiropractors, handles complaints, registers professional corporations and coordinates a peer review committee. (*M.S. 148.01-148.106*)

**Executive Director:** Larry Spicer, D.C.

**STATE BOARD OF EDUCATION**

714 Capitol Square Bldg., St. Paul 55101; (612) 297-1925

**Law provides:** The nine member board directs the Department of Education, adopts rules and sets statewide policy for preschool, elementary, secondary, vocational and community education, and public libraries. (*M.S. 121.02*)

**Executive Director:** Marsha Gronseth

**STATE COUNCIL ON VOCATIONAL TECHNICAL EDUCATION**

314 McColl Bldg., 366 Jackson St., St. Paul 55101; (612) 296-4202

**Law provides:** The 13 member council, representing business, industry, agriculture, labor, high schools, and technical colleges; reports to and advises the governor, the state's education boards, the business community and the public on policy for vocational technical education. (*M.S. 136C.50*)

**Executive Director:** Brenda M. Dillon

**STATE DESIGNER SELECTION BOARD**

State Administration Bldg., G-10, St. Paul 55155; (612) 296-4656

**Law provides:** A five member board, appointed by the commissioner of the Department of Administration, selects designers for major state building projects. (*M.S. 16B.33*)

**Executive Secretary:** George Iwan

**STATE FUND MUTUAL INSURANCE COMPANY**

900 Wilson Ridge, 7500 Flying Cloud Dr., Eden Prairie 55344-3758

**Law provides:** The nine member board of directors controls and manages the fund created as a non-profit independent public corporation to insure employers against liability for work-related injuries to employees. (*M.S. 176A.02*)

**Chair:** Tom H. Swain

**STATE LOTTERY BOARD**

Minnesota State Lottery, 2645 Long Lake Rd., Roseville 55113-2533; (612) 635-8211

**Law provides:** The seven member board advises the director, reviews and comments on rules and game procedures, procurement contracts, joint lottery agreements, and advertising. (*M.S. 349A.01*)

**Chair:** Grace Nelson

**TEACHERS RETIREMENT ASSOCIATION**

Gallery Bldg., 17 W. Exchange St., #500, St. Paul 55102; (612) 296-2409

**Law provides:** The association is managed by an eight member board, to provide eligible members with annuity payments at retirement and disability or survivor benefits. membership includes all teachers employed in Minnesota's public elementary and secondary schools, state universities, community colleges and all other education institutions maintained by the State. Not included are those employed by the city of Minneapolis, St. Paul and Duluth or by the University of Minnesota and the state university or community college teachers first employed after June 30, 1989. (*M.S. 354*)

**Executive Director:** Gary Austin

**TELECOMMUNICATION ACCESS FOR COMMUNICATION-IMPAIRED PERSONS BOARD**

658 Cedar St., St. Paul 55155; Voice (612) 296-0412, TDD: (612) 296-9863

**Law provides:** The 12 member board determines eligibility for applicants for communication devices and maintains a statewide toll-free telecommunications relay service to enhance communication between individuals using telecommunication devices for the deaf (TDD) and individuals without such special devices, through assistance of a telephone relay operator. (*M.S. 237.50*)

**Program Administrator:** Bill Lamson

**TRANSPORTATION REGULATION BOARD**

254 Livestock Exchange Bldg., 100 Stockyard Rd., S. St. Paul 55075; (612) 296-0400

**Law provides:** The three member board, with no more than two members of the same political party, performs investigations and makes determinations, holds hearings, prescribes rules and issues orders respecting control and conduct of businesses coming within its jurisdiction. (*M.S. 174A*)

**Chair:** Richard Helgeson

**URBAN INITIATIVE BOARD**

500 Metro Square Bldg., 121 7th Pl. E., St. Paul 55101; (612) 297-1291

**Law provides:** The board investigates, evaluates and implements new methods to enhance urban development, particularly through the Urban Initiatives Program for minority business enterprises and job creation for minority and other persons in low-income areas. The board consists of 11 members including representatives of minority businesses and state agencies. (*M.S. 116M.15*)

**Chair:** E. Peter Gillette, Jr.

## CHAPTER FIVE

# JUDICIAL BRANCH

---

Judiciary in Minnesota .....	218
Supreme Court.....	218
Court of Appeals .....	220
District Court .....	224
Administrative Agencies .....	240



**Minnesota Supreme Court** (from left to right)

**Standing:** Justice Paul H. Anderson, Justice Sandra S. Gardebring, Justice Alan C. Page,  
Justice Edward C. Stringer.

**Seated:** Justice M. Jeanne Coyne, Chief Justice Alexander M. (Sandy) Keith, Justice Esther M.  
Tomljanovich.



## THE JUDICIARY IN MINNESOTA

**Constitution provides:** "The judicial power of the state is vested in a supreme court, a court of appeals, if established by the legislature, a district court and such other courts, judicial officers and commissioners with jurisdiction inferior to the district court as the legislature may establish" (Article VI, section 1).

### SUPREME COURT

Minnesota Judicial Center, 25 Constitution Avenue, St. Paul, MN 55155, (612)296-2581

	Residence	Term Expires
<b>Chief Justice</b> Alexander M. Keith . . . . .	Rochester . . . . .	1999
<b>Associate Justice</b> M. Jeanne Coyne . . . . .	Edina . . . . .	1997
<b>Associate Justice</b> Esther M. Tomljanovich . . . . .	Lake Elmo . . . . .	1999
<b>Associate Justice</b> Sandra S. Gardébring . . . . .	Shoreview . . . . .	1999
<b>Associate Justice</b> Alan C. Page . . . . .	Minneapolis . . . . .	1999
<b>Associate Justice</b> Paul H. Anderson . . . . .	Inver Grove Heights . . . . .	1997
<b>Associate Justice</b> Edward Stringer . . . . .	St. Paul . . . . .	1997

**Commissioner of Supreme Court:** Cynthia M. Johnson

**State Court Administrator:** Sue K. Dosal

**Supreme Court Administrator and Clerk of Appellate Courts:** Frederick K. Grittner

**Court Information Officer:** Rebecca J. Fanning

**State Law Librarian:** Marvin R. Anderson

**Jurisdiction:** The Minnesota constitution provides that the supreme court shall have original jurisdiction in such remedial cases as are prescribed by law, and appellate jurisdiction in all cases, but there shall be no trial by jury in the supreme court.

**Justices:** The constitution provides for one chief justice and from six to eight associate justices. Justices are elected by the people of the state to six-year terms; vacancies are filled by governor's appointment. Justices are elected without party designation. Candidates file for a specific judicial office which is designated on the ballot by seat number.

**Functions:** The chief justice of the supreme court is the administrative head of the judicial branch and supervises the work of all courts. A state court administrator, supreme court administrator/clerk of the appellate courts, and state law librarian are appointed by the court. The court has power and duties to promote effective utilization of judicial officers and conduct continuing study of the court system.

**Salary:** \$103,835 chief justice; \$94,395 associate justices.



**Chief Justice  
Alexander M. Keith**

**Biography:** Rochester. Born November 22, 1928, Rochester; Amherst College (1950); Yale University Law School (1953); Mayo Clinic legal department (1955-60); private practice (1960-89); Minnesota Senate (1959-63); Minnesota lieutenant governor (1963-67); justice, Supreme Court (1989-90); wife, Marion; sons, Ian, Douglas. Appointed chief justice December 1, 1990; elected 1992.

Associate Justice  
**M. Jeanne Coyne**

**Biography:** Edina. Born December 7, 1926, Minneapolis; University of Minnesota (B.S.L., 1955; J.D., 1957); private practice, Minneapolis (1957-82). Appointed September 1, 1982; elected 1984, 1990.



Associate Justice  
**Esther Moellering Tomljanovich**

**Biography:** Lake Elmo. Born November 1, 1931; William Mitchell College of Law (LL.B., 1955); assistant revisor of statutes (1957-66); revisor of statutes (1974-77); district judge (1977-90); married, William S. Tomljanovich; one son. Appointed September 1, 1990; elected 1992.



Associate Justice  
**Sandra S. Gardebring**

**Biography:** Shoreview. Born June 15, 1947, Bismarck, ND; Luther College (B.A., 1969); University of Minnesota Law School (J.D., 1973; law review); special assistant attorney general (1973-77); commissioner, Minnesota Pollution Control Agency (1977-79, 1982-84); director, U.S. Environmental Protection Agency's Region 5 enforcement division (1979-82); chair, Metropolitan Council (1984-86); commissioner, Minnesota Department of Human Services (1986-89); Minnesota Court of Appeals (1989-91); married Paul A. Ogren. Appointed January 4, 1991; elected 1992.



Associate Justice  
**Alan C. Page**

**Biography:** Minneapolis. Born August 7, 1945, Canton, OH; University of Notre Dame, (B.A., 1967); University of Minnesota Law School (J.D., 1978); associate, Lindquist & Vennum (1979-84); special assistant attorney general, employment law division, (1985-87); assistant attorney general (1987-93); member, board of regents, University of Minnesota (1989-93); founder, Page Education Foundation (1988); married Diane Sims Page, four children; elected 1992.





Associate Justice  
**Paul H. Anderson**

**Biography:** Inver Grove Heights. Born May 14, 1943, Eden Prairie; Macalester College (B.A. 1965; cum laude with departmental honors in political science); University of Minnesota Law School, 1968; VISTA volunteer attorney (1968-69); special assistant attorney general (Criminal Division and Motor Vehicle Division of the Department of Public Safety, 1970; associate (1971-75) and partner (1975-92) LeVander, Gillen & Miller Law Offices, South St. Paul; Independent School District No. 199, board member and chair; member and chair of Minnesota Judicial Selection Commission (1991-92); appointed Chief Judge of the Minnesota Court of Appeals, September 1, 1992; married Jan Stadther, two children, Yovanna & Marina. Appointed July 1, 1994.



Associate Justice  
**Edward C. Stringer**

**Biography:** St. Paul. Born February 13, 1935, St. Paul. Amherst College (B.A., 1957, cum laude, American studies); University of Minnesota Law School, (J.D., 1960, cum laude, Order of the Coif); Stringer, Donnelly & Sharood (1960-1969); Briggs & Morgan, partner and shareholder, manager, board of directors (1969-1980); The Pillsbury Company, senior vice president and general counsel (1980-1982); executive vice president and general counsel (1982-1983); executive vice president, general counsel and chief administrative officer (1983-1989); secretary (1983-1987); U.S. Department of Education, general counsel (1989-1991); Office of the Governor, State of Minnesota, deputy chief of staff (1992); chief of staff (1992-1994); married, Virginia L., four children, one stepson. Appointed September 1, 1994.

## COURT OF APPEALS

Minnesota Judicial Center, 25 Constitution Avenue, St. Paul, MN 55155, (612)297-1000

**Jurisdiction:** The court of appeals has jurisdiction of appeals from all final decisions of trial courts other than conciliation courts except for appeals in certain election contests, convictions of murder in the first degree, and from administrative agencies except appeals from the workers' compensation court of appeals and the tax court. All of these exceptions go directly to the supreme court.

**Judges:** The Court of Appeals has sixteen judges. Judges are elected by the voters to six-year terms; vacancies are filled by governor's appointment. Judges are elected without party designation and candidates file for a specific seat. All judges of the court are subject to statewide election, but one seat on the court is designated for each congressional district. One year's residence in the district is required for appointment or election to a congressional district seat. The governor designates one of the judges as chief judge, who, subject to the authority of the chief justice, has administrative authority for the court.

**Salary:** \$93,392 chief judge; \$88,945 judges.



Chief Judge  
**Edward Toussaint, Jr.**

**Biography:** Minneapolis. Born October 7, 1941. Chicago State University (B.A., 1964); DePaul University Law School (J.D., 1974). Chicago public school teacher (1964-1975). Claim counsel for American Family Insurance (1975-1981); Workers Compensation Judge (1981-87); Workers Compensation Court of Appeals Judge (1987-1992); district court judge (1992-1995); Adjunct professor, evidence, at William Mitchell College of Law; active in the Minnesota State Bar Association and has served on the Executive Committee since 1993; married: Portia, four children. Appointed March 13, 1995.

Former Chief Judge, Deceased  
**Anne V. Simonett**

**Biography:** St. Louis Park. Born 1952, Little Falls. Lawrence University, Appleton, WI (B. Mus., 1974, magna cum laude in piano performance), Yale University (M. Mus., 1977, in piano performance), Harvard University (J.D., 1981, cum laude). Faegre & Benson, partner in business litigation. Fourth District Trial Court Judge; married, Henry J. Shea II, two children. Appointed July 1, 1994, retired March 31, 1995.



**Edward J. Parker**

**Biography:** Minneapolis. Born 1927, Detroit, MI; University of Minnesota (B.A., 1952; LL.B., 1955); U.S. Marine Corps. (WWII, Korean Conflict); assistant attorney general (1955-60); private practice (1960-63); Minneapolis Municipal Court, Fourth Judicial District Court (1963-74); private practice (1974-83); married, Dorothy Person, 1949; five children. Appointed November 1, 1983; elected 1984, 1990.



**Harriet Lansing**

**Biography:** St. Paul. Born May 19, 1945; Macalester College (B.A., 1967); University of Minnesota Law School (J.D., 1970); private practice (1973-76); St. Paul city attorney (1976-78); Ramsey county municipal judge (1978-83); married, Allan W. Klein; two children, Alexander, Stuart. Appointed November 1, 1983; elected 1984, 1990.



**Doris Ohlsen Huspeni**

**Biography:** Lindstrom. Born February 19, 1929; University of Minnesota (B.A., 1964); William Mitchell College of Law (J.D., 1970); municipal judge (1980-82); district judge (1982-84); married, five children. Appointed April 1, 1984; elected 1986, 1992.





### R. A. (Jim) Randall

**Biography:** Center City. Born August 31, 1940, Little Falls; Gonzaga University (B.A., 1962); lieutenant, U.S. Marine Corps (1962); University of Minnesota (J.D., 1967); private practice, Hibbing (1967-84); assistant public defender (1967-84); married, Monica Eichten; three children. Appointed April 1, 1984; elected 1986, 1992.



### Gary L. Crippen

**Biography:** Mendota Heights. Born October 8, 1936, Worthington; Worthington Junior College (A.A. honors 1956); University of Minnesota (J.D. cum laude, 1960); University of Virginia Law School (LL.M., 1990); private practice (1960-74); county attorney, Nobles county (1966-74); trial judge (1974-84); Minnesota Judicial Council (1971-74); married, Nancy K. Eigeman; children, Anne, Joseph, Sarah, John, Stephen, Mary and Elizabeth. Appointed April 1, 1984; elected 1986, 1992.



### Fred C. Norton

**Biography:** St. Paul. Born August 19, 1928, Minneapolis; Wesleyan University (B.A., 1950); University of Minnesota (LL.B., 1955); assistant attorney general (1955-65); private practice (1966-87); Minnesota House of Representatives (1967-87); speaker of the house (1980, 1987); married, Marvel; children, Jeffrey, Cynthia, Katharine. Appointed July 1, 1987; elected 1988, 1994.



### Thomas J. Kalitowski

**Biography:** Hastings. Born March 26, 1948; University of Minnesota (B.A., 1970); University of Minnesota Law School (J.D., 1973); special assistant attorney general (1973-75); assistant commissioner of agriculture (1975-77); chair, State Water Planning Board (1977-83); chair, Environmental Quality Board; assistant director, State Planning Agency (1983-84); executive director, Minnesota Pollution Control Agency (1984-87); married, Susan Horn; children, Susanna, Maggie. Appointed November 16, 1987; elected 1990.

**Robert H. Schumacher**

**Biography:** Eden Prairie. Born January 21, 1936, Minneapolis; College of St. Thomas (B.A., 1957); William Mitchell College of Law (J.D., 1962); private practice (1962-74); Hennepin County Municipal Court, Hennepin County District Court (1974-87); chief judge (1987); three children, John, Anne, Thomas. Appointed December 1, 1987; elected 1990.



**Marianne D. Short**

**Biography:** St. Paul. Born March 12, 1951, Minneapolis; Newton College of the Sacred Heart (B.A., 1973); Boston College Law School (J.D., 1976); Dorsey & Whitney (1977-88); special assistant attorney general to Minnesota Department of Public Welfare (1976-77); married, Raymond L. Skowyr, Jr.; two sons, R. Louis, Nicholas. Appointed May 20, 1988; elected 1990.




**Roger M. Klaphake**

**Biography:** St. Cloud. Born June 16, 1942; St. Cloud State University (B.S., 1963); University of Minnesota Law School (J.D., 1966); Roger Nierengarten Law Office (1966-68); Rinke, Klaphake & Noonan, Ltd. (1968-74); judicial officer (1974-75); county court, district court (1975-89); four children. Appointed August 8, 1989; elected 1990.



**Jack Davies**

**Biography:** Born January 6, 1932; Itasca Junior College (A.A. honors, 1952); University of Minnesota (B.A. magna cum laude, 1954); U.S. Army counterintelligence (1954-56); University of Minnesota Law School (J.D. cum laude, 1960); Minnesota state senator (1959-82); chair, Judiciary Committee (1973-82); president of senate (1981-82); professor of law, William Mitchell College of Law (1965-90); member, Constitutional Study Commission (1971-73); Commissioner on Uniform State Laws (1966-present); member, American Law Institute (1980-present); author, *Institutions and Methods of the Law* and *Legislative Law and Process in a Nutshell*; married, Pat; three children; appointed July 1, 1990, elected 1992.





**Randolph W. Peterson**

**Biography:** Wyoming. Born September 11, 1953; University of Minnesota (B.A., 1976); University of Minnesota Law School (J.D., 1979); Minnesota State Senate (1981-90); married; one child. Appointed December 4, 1990; elected 1992.



**Roland C. Amundson**

**Biography:** Minneapolis. Born July 29, 1949; Gustavus Adolphus College (B.A., 1971); University of Notre Dame Law School (1975); assistant commissioner of agriculture (1971-73); private practice (1975-81; 1983-88); faculty, William Mitchell College of Law (1981-83); district judge (1988-91). Appointed January 7, 1991; elected 1992.



**James C. Harten**

**Biography:** Northfield. Born March 24, 1935, Mankato; St. Olaf college (B.A., magna cum laude, Phi Beta Kappa, 1957); Lieutenant, USAF (1957-60); Northwestern University School of Law (J.D., 1964); private practice (1964-76); county attorney, Blue Earth County (1967-71); judge of Blue Earth County Court/District Court (1976-92); assistant chief judge, Fifth Judicial District (1989-92); married, Marion Murner, two children; appointed, February 3, 1992.

**DISTRICT COURT**

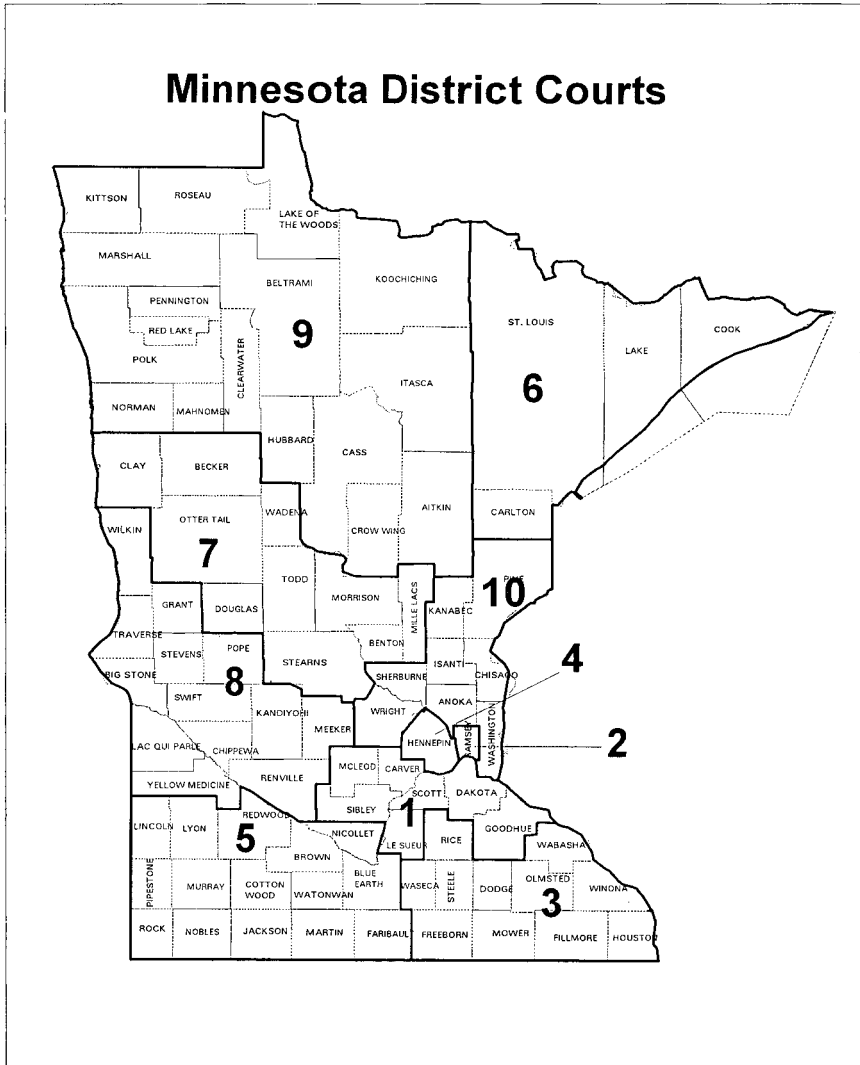
---

**Jurisdiction:** Minnesota has one district court, divided into ten judicial districts. The chief justice of the supreme court has the power to assign judges from one district to serve in another. The constitution provides that the district court has original jurisdiction in civil and criminal cases and such appellate jurisdiction as may be prescribed by law. In Hennepin and Ramsey counties the district courts have juvenile court jurisdiction.

**Judges:** Each district has three or more judges. Judges are elected by the voters of the district to six-year terms; vacancies are filled by governor's appointment. Judges are nominated and elected without party designation. Candidates file for a specific judgeship. Judges of each district elect a chief judge and assistant chief judge to exercise general administrative authority over the courts of the district.

**Salary:** \$87,669 chief judges; \$83,494 judges.

# DISTRICT COURT MAP



## FIRST DISTRICT

**District Administrator:** Gerald J. Winter  
 Dakota County Judicial Center, 1560 Highway 55, Hastings 55033, (612)438-4325

**Eugene Atkins**, Inver Grove Heights. Born 1937, Platte, SD; admitted to bar (1968); private practice (1968-83); county commissioner (1978-83); wife, Andrienne; two children. Appointed January 28, 1983; elected 1984, 1990.

**Robert F. Carolan**, Mendota Heights. Born 1945, Decorah, Iowa; St. Mary's College (B.A., 1967); University of Iowa (J.D., 1970); Appointed September 11, 1987; elected 1988, 1994.

**John J. Daly**, Burnsville. Born 1930, Rosemount; St. Thomas College (B.A., 1951); University of Minnesota (LL.B., 1954); commissioned officer USAF (1954-56); municipal judge (1965-71); three children. Appointed September 1, 1971; elected 1972, 1978, 1984, 1990.



## CHAPTER 5 JUDICIAL BRANCH

**Jan A. Davies**, Chaska. Born 1952; University of Minnesota (B.A., 1974); William Mitchell College of Law (J.D., 1979); assistant Carver county attorney (1980-1993); Appointed February 18, 1993; elected 1994.

**Robert J. Goggins**, New Prague. Born 1936, Fond du Lac, Wisconsin; University of Wisconsin (B.S. 1962); William Mitchell College of Law (J.D., 1967); U.S. Army (1955-57); wife, Joan; two children. Appointed October 18, 1985; elected 1986, 1992.

**Duane R. Harves**, Burnsville. Mankato State University (B.A., 1963); William Mitchell College of Law (J.D., 1967); trial attorney (1967-72); hearing examiner, Minnesota Department of Commerce (1972-73); deputy commissioner of securities (1973-75); chief administrative law judge, Minnesota Office of Administrative Hearings (1975-88); adjunct professor, William Mitchell College of Law (1977-88); faculty member, National Judicial College (1980-present); married, three children. Appointed July 1, 1988; elected 1990.

**George H. Hoey**, Burnsville. Born 1941, Minneapolis; University of Minnesota (B.S., 1963; J.D., 1966); U.S. Navy, Judge Advocate General's Corps (1967-69); private practice (1969-81). Appointed April 13, 1981; elected 1982, 1988, 1994.

**Peder B. Hong**, Red Wing. Born 1941, Northfield; St. Olaf College (B.A. magna cum laude, 1963); Yale Law School (LL.B., 1969); special assistant attorney general (1975-80); private practice 17 years; Goodhue county misdemeanor public defender (1980-90); wife, Joanne; two children. Appointed January 4, 1991, elected 1992.

**H. Richard Hopper**, Sunfish Lake. Born 1948, Passaic, New Jersey; Calvin College (B.A., 1970); Boston College (J.D., 1973); law clerk, Minnesota Supreme Court (1973-74); assistant Dakota county attorney (1974-78); assistant First Judicial District public defender (1978-87); Dakota county examiner of titles (1984-89); wife, Gwen; six children. Appointed March 4, 1989; elected 1990.

**Thomas R. Howe**, Waconia. Born 1941, Beloit, Wisconsin; St. Thomas College (1964); University of Minnesota Law School (1967); U.S. Coast Guard (1967-70); private practice (1970-79); county judge (1979-83); married, three children. Appointed January 28, 1983; elected 1984, 1990.

**Gerald W. Kalina**, Burnsville. Born 1928, New Prague; University of Minnesota; William Mitchell College of Law (LL.B., 1960); law practice (1961-72); county judge (1972-83); past president, Minnesota County Judges Assn. Appointed April 25, 1983; elected 1984, 1990.

**Phillip T. Kanning**, Shakopee. Born 1946, Truman; Valparaiso University (B.S., 1968); William Mitchell College of Law (J.D., 1974); private practice (1974-84); wife, Marianne; three children. Appointed May 5, 1984; elected 1986, 1992.

**Robert R. King, Jr.**, Burnsville. Born 1948, Richmond, Virginia. University of Minnesota (B.A., 1970); William Mitchell College of Law (J.D., 1976). Private practice (1976-1984); assistant Dakota county attorney (1984-1994); wife, Christine; two children. Appointed May 31, 1994.

**Thomas R. Lacy**, South St. Paul. Born 1938; St. Thomas College (B.A., 1960); William Mitchell College of Law (J.D., 1965); private practice (1966-83); wife, Jeanne; five children. Appointed March 22, 1983; elected 1984, 1990.

**Edward Lynch**, Inver Grove Heights. Born 1947, St. Paul; College of St. Thomas (B.A., 1970); University of Minnesota (J.D., 1973); private practice (1973-89); married; one child. Appointed July 1, 1989; elected 1990.

**Thomas G. McCarthy**, Winthrop. Born 1949, St. Paul; College of St. Thomas (B.A., 1971); University of Notre Dame Law School (J.D., 1974); private practice (1974-88); Sibley county attorney (1979-88); wife, Patty; three children. Appointed February 12, 1988; elected 1990.

**Richard J. Menke**, Prior Lake. Born 1935, Jordan; University of Minnesota (1953-60); county judge (1974-83); wife, Judith Anderson; three daughters. Appointed January 28, 1983; elected 1984, 1990.

**Leslie M. Metzen**, South St. Paul. University of Minnesota (B.S., 1970); William Mitchell College of Law (J.D., 1979); married; three children. Appointed May 7, 1986; elected 1988, 1994.

**Thomas M. Murphy**, West St. Paul. Born 1934, St. Paul; St. Thomas College (B.A., 1956); William Mitchell College of Law (B.S.L., 1959; J.D., 1961); private practice (1961-85); wife, Marianne Bell; four children. Appointed October 1, 1985, elected 1986, 1992.

**Mary E. Pawlenty**, Eagan. Bethel College (B.A. summa cum laude, 1983); University of Minnesota

Law School (J.D. cum laude, 1986); private practice (1986-1994); married; one child. Appointed July 1, 1994.

**Richard C. Perkins**, Le Sueur. Born 1949, Shakopee; Mankato State University (B.S., 1971); William Mitchell College of Law (J.D., 1978); private practice (1978-1994); spouse, Mary; two children. Appointed February 24, 1994.

**Michael V. Sovis**, Burnsville. Born 1949, Minneapolis; University of Minnesota (B.A., 1971); Hamline University School of Law (J.D. cum laude, 1975); private practice (1975-88); sons, Eric and Sean. Appointed June 1, 1988; elected 1990.

**Richard Spicer**, Mendota Heights. Born 1947, St. Paul; University of Minnesota (B.A., 1969); University of Kentucky (J.D. 1972); private practice (1972-90); married; two children. Appointed January 4, 1991, elected 1992.

**Patrice K. Sutherland**, Inver Grove Heights. University of Minnesota (B.S., 1976); William Mitchell College of Law (J.D., 1980); private practice (1980-90). Appointed July 1, 1990, elected 1992.

**William F. Thuet**, Hastings. Born 1947, St. Paul; University of Minnesota-Duluth (B.A., 1969); University of Minnesota (J.D., 1972); wife, Linda; three children. Appointed June 1, 1983; elected 1984, 1990.

**LeRoy W. Yost**, Hutchinson. Born 1939, Lincoln, Nebraska; Hamline University (B.A.); William Mitchell College of Law (J.D.); U.S. Air Force; wife, Pamela; two children. Appointed December 1, 1971; elected 1974, 1980, 1986, 1992.

**Michael A. Young**, Chaska. Born 1947, Faribault; University of Minnesota (B.A., 1969; J.D., 1973); private practice (1973-83); wife, Stephanie; two children. Appointed June 15, 1983; elected 1984, 1990.

## SECOND DISTRICT

**District Administrator:** Suzanne Alliegro  
Room 1001, Ramsey County Courthouse, St. Paul 55102, (612)266-8266

**James M. Campbell**, St. Paul. Born May 12, 1949; College of St. Thomas (1971); William Mitchell College of Law (1975); special assistant attorney general (1978-82); private practice (1975-78, 1982-88). Appointed April 6, 1988; elected 1990.

**James H. Clark, Jr.**, St. Paul; University of Minnesota (B.A., 1970), University of Minnesota Law School (1973-79); Control Data Corporation (1979-89); private practice (1989-92); married, two children. Appointed January 27, 1993, elected 1994.

**Lawrence David Cohen**, St. Paul. Born April 17, 1933, St. Paul; University of Minnesota Law School (B.S.L., 1955; J.D., 1957); private practice (1957-72, 1976-87); Ramsey county commissioner (1970-72); mayor, city of St. Paul (1972-76). Appointed January 4, 1988; elected 1990.

**John Stevens Connolly**, St. Paul. St. Thomas College (1954); Georgetown Law Center (1957); private practice (1957-86); public defender (1959-61). Appointed October 7, 1986; elected 1988, 1994.

**Michael Talbot DeCourcy**, St. Paul. Born 1946; University of Minnesota (B.A., 1968); William Mitchell College of Law (J.D., 1972); assistant St. Paul city attorney (1972-75); assistant Ramsey county public defender (1975-86); private practice (1975-91); wife, Merry; three children. Elected 1990.

**Roland J. Faricy**, St. Paul. Born 1934; University of Minnesota (B.B.A., 1956; LL.B., 1961); private practice (1961-66); assistant U.S. attorney (1966-68); married, four children. Appointed June 1, 1968; elected 1970, 1976, 1982, 1988, 1994.

**Kenneth J. Fitzpatrick**, St. Paul. St. Paul Seminary; William Mitchell College of Law; assistant attorney general; city attorney; wife, Mary Ann; four children. Appointed June 2, 1973; elected 1976, 1982, 1988, 1994.

**Charles A. Flinn, Jr.**, St. Paul. Born April 10, 1940, Windom; Yale University (1962); University of Minnesota (LL.B., 1965); U.S. Air Force Reserve (1966-1990); private practice (1965-80). Appointed January 7, 1980; elected 1982, 1988, 1994.

## CHAPTER 5 JUDICIAL BRANCH

**Paulette Kane Flynn**, St. Paul. Derham Hall High School, College of St. Catherine, William Mitchell College of Law; assistant city attorney; private practice; married, two children. Appointed September 11, 1991; elected 1992.

**Kathleen R. Gearin**, St. Paul. Born September 22, 1944, St. Paul; College of St. Catherine; William Mitchell College of Law; assistant Ramsey county attorney (1975-86). Elected 1986, 1992.

**Donald E. Gross**, St. Paul. University of Minnesota (B.S.L.; B.B.A.; J.D., 1953); U.S. Navy Judge Advocate (1953-60); private practice (1960-75); part time municipal judge (1964-75). Elected 1964, 1970, 1976, 1982, 1988, 1994.

**Gregg E. Johnson**, St. Paul. Born 1950; University of Minnesota (B.A. 1972); Hamline University School of Law (J.D., 1983); Metropolitan Council (1974-84), Ramsey County public defender (1984-92); wife, Susan, four children. Appointed October 1, 1992, 1994.

**Mary Louise (May) Klas**, St. Paul. Born June 5, 1930, St. Paul; St. Joseph's Academy; College of St. Catherine (1952); William Mitchell College of Law (1960); private practice (1960-86); husband Dan, five children. Appointed October 7, 1986; elected 1988, 1994.

**Allan R. Markert**, St. Paul. University of Minnesota (B.S., 1955); William Mitchell College of Law (J.D., 1959); U.S. Army (1951-53); assistant county attorney (1961-66). Appointed January 25, 1968; elected 1970, 1976, 1982, 1988, 1994.

**Margaret M. Marrinan**, St. Paul. College of St. Catherine (1969); University of Minnesota Law School (1972); private practice Jarine, Logan & O'Brien (1972-74); assistant Ramsey county attorney (1974-84); MSBA board of governors (1987). Elected 1984, 1990.

**M. Michael Monahan**, St. Paul. Born 1941, Buenos Aires, Argentina; Georgetown University (A.B., 1964), University of Minnesota (J.D., 1967); U.S. Army (1967-69), private practice, Maun & Simon (1969-1991). Appointed May 6, 1991; elected 1992.

**J. Thomas Mott**, Little Canada. Born November 9, 1949, Rochelle, Illinois; Austin State Junior College (A.A., 1970); University of Minnesota (B.A., 1972); William Mitchell College of Law (J.D., 1976); private practice (1976-88). Appointed March 18, 1988; elected 1990.

**George O. Petersen**, Arden Hills. Born November 3, 1938; University of Minnesota Law School (J.D., 1964); private practice, Peterson, Bell & Converse (1964-74); municipal judge (1974-86). Elected 1974, 1980, 1986, 1992.

**Bertrand Poritsky**, St. Paul. Dartmouth College (A.B.); Columbia Law School (LL.B.); U.S. Army; municipal judge (1971-83); married, two daughters, two stepdaughters, one stepson. Appointed judge August 12, 1983; elected, 1984, 1990.

**Salvador Miguel Rosas**, St. Paul. Born 1950; DePaul University (1972); University of Minnesota Law School (1976); Southern Minnesota Regional Legal Services (La Oficina Legal) (1976-81); Centro Legal Inc. (1981-84); Neighborhood Justice Center, Inc. (1984-90). Appointed October 8, 1990, elected 1992.

**John R. Sands**, St. Paul. Born October 4, 1936; Cretin High School (1954); University of St. Thomas (1958); William Mitchell College of Law (1963); special assistant attorney general (1976-79); assistant Ramsey county attorney (1979-80); private practice (1964-76, 1980-94); wife, Janet, three children. Appointed July 1, 1994.

**Gordon W. Shumaker, Jr.**, St. Paul. Born February 10, 1942; St. Thomas College (B.A., 1964; M.A., 1965); William Mitchell College of Law (J.D., 1971); Meier, Kennedy, Quinn and Shumaker (1971-82). Appointed March 10, 1982; elected 1984, 1990.

**Joanne M. Smith**, Vadnais Heights. Born 1946; University of Minnesota, Duluth (B.A., 1968; M.A. 1971); Hamline University School of Law (J.D., 1977); municipal judge (1983-86). Appointed November 10, 1983; elected 1986, 1992.

**Edward S. Wilson**, St. Paul. Born October 20, 1948; Macalester College (B.A., 1970); University of Minnesota Law School (J.D., 1974); Legal Aid Society of Minneapolis (1974-79); Neighborhood Justice Center (1979-87). Appointed September 1, 1987; elected 1988, 1994.

**THIRD DISTRICT****District Administrator:** Donald Cullen

2200 Second Street S.W., Suite 101, Rochester 55902, (507)285-7463

**Lawrence E. Agerter**, Kasson. University of Minnesota; Mankato State University (B.A., 1963); William Mitchell College of Law (J.D., 1968); private practice; county attorney (1971-76). Appointed October 15, 1976; elected 1978, 1984, 1990.

**Bernard E. Borene**, Northfield. Born 1945, Montevideo; University of Minnesota (B.A., 1967); University of Minnesota Law School (J.D., 1970); private practice (1971-84); wife, Julie; three children. Appointed April 2, 1984; elected 1986, 1992.

**Thomas R. Butler**, Albert Lea. Born 1932, Mankato; St. Thomas College (B.A., 1954); University of Minnesota (LL.B., 1957); private practice (1957-77); wife, Barb; four children. Appointed August 1, 1977; elected 1978, 1984, 1990.

**Dennis A. Challeen**, Winona. Born 1936; Stout University; University of Minnesota; William Mitchell College of Law (J.D., 1963); private practice (1963-72); municipal, county judge (1964-84). Appointed July 17, 1972; elected 1984, 1990.

**John J. Chesterman**, Albert Lea. Born 1942; University of Minnesota (B.A. 1964); University of Minnesota (J.D. 1969); private practice (1969-90); Peace Corps (1964-65); wife, Sally; two children. Appointed May 23, 1990, elected 1992.

**Casey J. Christian**, Owatonna. Born 1950; University of Minnesota (B.A. 1972); William Mitchell (J.D. cum laude, 1982); U.S. Army M.P. (1972-74); private practice (1984-90); assistant Steele county attorney (1982-90); wife, Margaret; four children. Appointed June 18, 1990, elected 1992.

**Lawrence T. Collins**, Winona. Moorhead State University (B.A., 1964); University of Minnesota Law School (J.D., 1968); USMC (1957-60); assistant attorney general (1968-70); private practice (1970-82). Appointed February 8, 1982; elected 1984, 1990.

**Lawrence T. Gallagher**, College of St. Thomas (B.S., 1951); University of Minnesota (J.D., 1963); private practice (1963-77); U.S. Army (1952-55); part-time municipal judge (1965-72). Appointed March 1, 1977; elected 1978, 1984, 1990.

**John S. Gowan**, Rochester. Born 1927; University of Minnesota (B.A., 1950); University of Minnesota (J.D., 1956); U.S. Navy (WWII and Korea); private practice (1956-90); Board of Governors, MTLA (1983-84); wife, Helen; three children. Appointed August 17, 1990; elected 1992.

**Debra A. Jacobson**, Rochester. Born 1952. University of Minnesota (B.A., 1976); William Mitchell College of Law (J.D., 1980); assistant Olmsted county attorney (1981-93); spouse, Paul H. Grinde; one son. Appointed February 18, 1992; elected 1994.

**Margaret Shaw Johnson**, Winona. University of Minnesota (B.A., 1968); William Mitchell College of Law (J.D. cum laude, 1980); general practice (1980-87). Appointed April 30, 1987; elected 1988, 1994.

**William Andrew Johnson**, Northfield. Born 1945; Michigan State University (B.A., 1967); Harvard Law School (J.D., 1972); county judge (1977-84); married, three children. Appointed March 9, 1984; elected 1986, 1992.

**Harold G. Krieger**, Rochester. Macalester (B.A. summa cum laude, 1950); St. Paul College of Law (LL.B., 1955); William Mitchell College of Law (J.D.); U.S. Navy (WWII); private practice (1956-75); Minnesota State Senate (1963-74). Elected 1974, 1980, 1986, 1992.

**James L. Mork**, Blooming Prairie. Born 1939; University of Minnesota Law School (1965); National Judicial College (1979); chair, Minnesota Jury Standards Commission; wife, Tricia; children, Kristin, John. Elected 1978, 1984, 1990.

**Ancy L. Morse**, Rochester. Born March 8, 1935; University of Minnesota Law School (1959); husband, Robert Morse, M.D.; three daughters and one son. Appointed November 14, 1983; elected 1986, 1992.

**Duane M. Peterson**, Caledonia. Born 1929; University of Minnesota - Duluth (1947-49); St. Paul College of Law (LL.B. cum laude, 1953); U.S. Marine Corps (1953-55); private practice (1955-89); Minnesota Tax Court (1970-75); president, MTLA (1975); elected ABOTA (1980); wife, Patricia; five children. Appointed September 29, 1989; elected 1990.

## CHAPTER 5 JUDICIAL BRANCH

**Gerard W. Ring**, Rochester. Born 1938. College of St. Thomas (1956-59); Georgetown University (1959-61); University of Minnesota (J.D., 1964); private practice (1964-72); municipal judge (1972); county judge (1972-84); Bush Fellow, Harvard University (1975-76); wife, Carole; five children. Appointed July 1, 1972; elected 1984, 1990.

**Michael H. Seibel**, Austin. Born 1951; University of Minnesota (B.A., 1973); Hamline University School of Law (J.D., 1977); private practice (1977-78, 1981-88); assistant county attorney (1978-81); wife, Linda; three children. Appointed November 4, 1988; elected 1990.

**Clement H. Snyder**, Preston. Born 1930; University of Notre Dame (B.A. 1953; LL.B. 1954); U.S. Marine Corps (1955-58); private practice (1958-76); county judge (1976-84). Appointed October 1, 1976; elected 1978, 1984, 1990.

**Dennis H. Weber**, Lake City. Born 1936. Trimont; Mankato State University (B.S., 1958); University of Minnesota Law School (J.D., 1970); U.S. Army (1959-60). Appointed March 1, 1973; elected 1974, 1980, 1986, 1992.

**Joseph F. Wieners**, Rochester. Born 1947; College of St. Thomas (B.A., 1969); University of Minnesota (J.D., 1973); private practice (1974-89); Dodge county attorney (1976-78), (1983-89); wife, Sharon; two children. Appointed September 1, 1989; elected 1990.

**Gerald Wolf**, Moorhead State University (B.A., 1967); University of North Dakota (J.D., 1970); U.S. Marines (1958-60); private practice; assistant county attorney (1970-74). Elected 1974, 1980, 1986, 1992.

### FOURTH DISTRICT

**District Administrator:** Jack M. Provo  
C-1251, Government Center, Minneapolis 55487, (612)348-5016

**H. Peter Albrecht**, Minneapolis. Born 1944; University of Minnesota (B.A., 1967; J.D., 1971); assistant state public defender (1971-72); private practice (1972-76); municipal judge (1977-84). Appointed January 1, 1977; elected 1986, 1992.

**Pamela Gayle Alexander**, Minneapolis. Born 1952; Augsburg College; University of Minnesota Law School (1977); private practice (1977-80); assistant county attorney (1980-83); municipal judge (1983-86). Appointed February 9, 1983; elected 1984, 1990.

**Ann Leslie Alton**, Plymouth. Born September 10, 1945; Smith College (B.A., 1967); University of Minnesota Law School (J.D., 1970); assistant county attorney (1970-89). Appointed July 7, 1989; elected 1990.

**Catherine L. Anderson**, Hopkins. Born April 30, 1947; private practice (1973-75, part-time), public defender (1973-79 part-time), felony prosecutor (1979-82), special assistant attorney general (1982-83); director, American Prosecutors Research Institute (1983-84), special assistant county attorney (1984-86), director of Civil Liability Reduction Program (1986-91), sr. supervising attorney - civil division section chief (1988-91). Appointed January 4, 1991; elected 1992.

**Patricia L. Belois**, Minneapolis. Born May 31, 1945; University of Minnesota (B.A., 1967); University of Minnesota Law School (1970); private practice (1971-73); public defender (1971-76); district court referee (1976-87). Appointed June 16, 1987; elected 1988, 1994.

**Kathleen Blatz**, Bloomington. Born 1954; University of Notre Dame (B.A., 1976); University of Minnesota (M.S.W., 1978, J.D., 1984); associate attorney, Popham, Haiik, Schnobrich & Kaufman, Ltd., (1984-88); assistant county attorney (1992-93); Minnesota House of Representatives (1979-94). Appointed January 24, 1994.

**Tanya M. Bransford**, Minneapolis. Born 1959; Gustavus Adolphus College (B.A., cum laude); Hamline University School of Law (J.D., 1983); associate attorney, Spicer, Watson & Carp (1983-87); worker's compensation judge, State of Minnesota (1987-89); district court referee, Hennepin County (1990-94). Appointed July 1, 1994.

**Kevin S. Burke**, Minneapolis. Born September 17, 1950; University of Minnesota (B.A. summa cum laude, 1972; J.D., 1975); assistant public defender (1975-79); private practice (1979-84). Appointed July 26, 1984; elected 1986, 1992.

**Phillip D. Bush**, Minneapolis. Born May 16, 1951; University of Minnesota (Bachelor of Elective

Studies, 1975); Sheffield University (M.A., 1977); University of Minnesota Law School (J.D., 1980); married, two sons. Appointed July 7, 1989; elected 1990.

**Thomas H. Carey**, Minneapolis. Born 1937; William Mitchell College of Law (B.S.L., 1963); University of North Dakota (J.D., 1964); married, four children. Appointed July 15, 1986; elected 1988, 1994.

**William B. Christensen**, Bloomington. Born 1936, Duluth; University of Minnesota (B.A., 1959); William Mitchell College of Law (J.D., 1964); municipal judge (1967-86); married, two children. Elected 1966, 1972, 1978, 1984, 1990.

**Harry Seymour Crump**, Minneapolis. Born December 20, 1937; University of Illinois (B.S., 1967); DePaul University (J.D., 1974); federal public defender (1974); field attorney, N.L.R.B. (1974-75); Legal Advice Clinics (1975-87); state administrative law judge (1978-84); commissioner, Public Utilities Commission (1984-87). Appointed December 1, 1987; elected 1988, 1994.

**Andrew W. Danielson**, Minneapolis. Born December 14, 1932; University of Minnesota (B.S.L., 1954; J.D., 1961); private practice (1961-71); municipal court judge (1971-72); district court judge (1972-76); United States attorney (1976-79); private practice (1979-88). Appointed June 2, 1988; elected 1990.

**Mary L. Davidson**, Edina. Born September 17, 1939; Stanford University (A.B., 1960); University of Minnesota Law School (1975); private practice (1975-80); family court referee (1980-87). Appointed July 6, 1987; elected 1988, 1994.

**David M. Duffy**, Minneapolis. Born July 10, 1947; Villanova University (B.A., 1969; J.D., 1972); private practice (1975-77). Appointed August 3, 1987; elected 1988, 1994.

**Patrick W. Fitzgerald**, Golden Valley. Born August 5, 1927; Creighton University Law School (LL.B., 1951); trial attorney (1951-73); municipal judge (1973-74); married, six children. Appointed March 16, 1973; elected 1976, 1982, 1988, 1994.

**Harvey C. Ginsberg**, St. Louis Park. Born September 2, 1953; Hamline University (B.A.), University of Minnesota Law School (1980); private practice (1980-82), assistant Carver county attorney (1982-87), assistant Hennepin county attorney (1987-91). Appointed January 4, 1991; elected 1992.

**Isabel Gomez**, Minneapolis. Middlebury College; University of Minnesota (M.A.); Arizona State University (J.D.); law clerk, Arizona Supreme Court; St. Paul Neighborhood Justice Center. Appointed April 1, 1984; elected 1986, 1992.

**Myron S. Greenberg**, Golden Valley. Born September 13, 1943; University of Minnesota (B.A., 1966; J.D., 1969); corporate attorney (1971-74); administrative law judge (1975-83); assistant chief administrative law judge (1983-87). Appointed July 2, 1987; elected 1988, 1994.

**Bruce Hartigan**, Minneapolis. Born April 19, 1932; University of Minnesota (B.S., 1956; J.D., 1961); private practice (27 years); public defender (1963-65 and 1967-68). Appointed July 15, 1988; elected 1990.

**Deborah Hedlund**, Wayzata. Born 1947; University of Kansas (B.S., 1969); University of Minnesota (J.D., 1972); public defender (1972-73); city attorney (1974-80); municipal, family court (1980-87). Appointed November 1, 1980; elected 1982, 1988, 1994.

**John L. Holahan, Jr.**, Edina. Born 1946; St. Cloud State University (B.S., 1970); William Mitchell College of Law (J.D., 1974); court clerk, Hennepin County municipal court (1970-75); law clerk Hennepin County district court (1970-75); private practice (1975-85, 1992-95); private practice, Frisbee & Holahan, Ltd. (1985-92). Appointed February 21, 1995.

**William R. Howard**, St. Louis Park. Born September 15, 1945; University of Minnesota (B.A., 1968); University of Minnesota Law School (J.D., 1971); assistant attorney general (1971-89). Appointed July 25, 1990; elected 1992.

**Marilyn J. Justman**, Minneapolis. Born December 28, 1947; Vanderbilt University (B.A., 1970); University of Chicago (M.A., 1971); University of Wisconsin Law School (J.D., 1978); assistant public defender (1984-90); adjunct professor, William Mitchell College of Law (1983-84); private practice (1979-82). Appointed January 12, 1990; elected 1992.

**Harold Kalina**, Minneapolis. Born July 2, 1928; University of Minnesota (B.S., 1949; J.D., 1953); Minnesota Senate (1955-72); instructor business law, Minneapolis public school system (1960-65);

## CHAPTER 5 JUDICIAL BRANCH

district court judge (1972-83); private practice (1983-90). Appointed April 16, 1990; elected 1992.

**Patricia Kerr Karasov**, Edina. Born 1951; William Mitchell College of Law (J.D., 1983); elected 1994.

**Franklin J. Knoll**, Minneapolis. Born 1940, Minneapolis; St. John's University (B.A., 1962); University of Minnesota (J.D., 1966); Minnesota Senate (1973-82); married, three children. Appointed April 1, 1984; elected 1986, 1992.

**LaJune Thomas Lange**, Minneapolis. Born 1946; Augsburg College (B.S., 1975); University of Minnesota Law School (J.D., 1978); municipal judge (1985-86); married. Appointed January 7, 1985; elected 1986, 1992.

**Steven Z. Lange**, Edina. University of Minnesota (B.A., 1960; J.D., 1963); Phi Beta Kappa; assistant county attorney (1964-66); assistant U.S. attorney (1966-67); city prosecutor (1970-86); private practice (1967-86). Appointed May 12, 1986; elected 1988, 1994.

**Gary Larson**, Shorewood. Born May 23, 1943; University of Minnesota (B.A., 1964; J.D. cum laude, 1967); private practice (1968-75); married, three children. Appointed March 18, 1985; elected 1986, 1992.

**Herbert P. Lefler, III**, Edina. Born 1946; University of Minnesota (B.A.); John Marshall Law School, Chicago (J.D.). Appointed January 4, 1995.

**Tony N. Leung**, Bloomington. Born 1959. Appointed July 29, 1994.

**Roberta K. Levy**, Golden Valley. Born March 18, 1937; Temple University (B.A. magna cum laude); University of Minnesota Law School (J.D. magna cum laude); municipal judge (1978-83). Appointed May 30, 1978; elected 1986, 1992.

**Peter J. Lindberg**, Edina. Born September 9, 1935; University of Minnesota (B.A., 1961; LL.B., 1963); municipal judge (1974-83); married, three children. Appointed May 1, 1974; elected 1984, 1990.

**Robert H. Lynn**, Minneapolis. Born September 11, 1946; Dartmouth College (B.A., 1968); University of Minnesota (J.D., 1973); private practice (1973-75, 1985-88); county attorney (1975-85). Appointed July 15, 1988; elected 1990.

**Daniel H. Mabley**, Minneapolis. Born December 26, 1948; Carleton College (B.A., 1971), University of Minnesota Law School (1974); private practice (1974), St. Paul city attorney (1975-78), Dakota county attorney (1978-80), Hennepin county attorney (1980-92). Appointed October 13, 1992; elected 1994.

**E. Anne McKinsey**, Minneapolis. Born September 28, 1946; University of Minnesota (B.A., 1971); Washington College of Law (J.D., 1976); assistant United States attorney for the District of Columbia (1977-82); private practice (1983-90). Appointed August 6, 1990; elected 1992.

**Cara Lee T. Neville**, St. Louis Park. William Mitchell College of Law (1975); municipal court (1983); two children. Appointed September 1, 1983; elected 1988, 1994.

**Beryl A. Nord**, Edina. Born 1948; Macalester College; University of Minnesota (B.A. cum laude, 1970; J.D. cum laude, 1973); assistant city attorney (1974-83); municipal judge (1983-86). Appointed April 11, 1983; elected 1984, 1990.

**Jack Nordby**, Plymouth. Appointed March 3, 1995.

**Allen Oleisky**, Minneapolis. Born March 31, 1938, Pierre, SD; University of Minnesota (B.A., 1960; J.D., 1962); municipal judge (1972-74); juvenile division of district court since 1979. Appointed July 1, 1972; elected 1976, 1982, 1988, 1994.

**Dolores C. Orey**, Minneapolis. Born January 16, 1930, New York; Cornell University (B.A., 1951; LL.B., 1954); legal services attorney (7 years); private practice (22 years); widowed, three children. Appointed August 18, 1986; elected 1988, 1994.

**Delila F. Pierce**, Minneapolis. Born January 21, 1934, St. Cloud; University of Minnesota Law School (J.D. cum laude, 1958); private practice (15 years); municipal judge (1974-83). Appointed April 9, 1974; elected 1984, 1990.

**Charles A. Porter, Jr.**, Minneapolis. University of Minnesota Law School (1970); U.S. Air Force judge advocate (1970-74); private practice (1974-80); municipal judge (1980-82); U.S. Navy Reserve. Appointed September 10, 1980; elected 1984, 1990.

**William S. Posten**, Minneapolis. Born March 10, 1931, East Moline, IL; William Mitchell College of Law (J.D., 1959); assistant Hennepin county attorney (1961-73); municipal judge (1973-76). Appointed August 1, 1973; elected 1978, 1984, 1990.

**Marilyn Brown Rosenbaum**, Minnetonka. Born September 2, 1944; University of Illinois (B.S., 1966), Georgetown University Law Center (1969); civil rights (1969-72), IRS (1972-77), private practice (1977-92). Appointed July 21, 1992.

**Richard S. Scherer**, Edina. Gustavus Adolphus College (B.A., 1968); University of Minnesota Law School (J.D., 1975); teacher, Robbinsdale Senior High School (1968-72); Castor, Klukas, Scherer & Logren (1975-94). Appointed July 5, 1994.

**Robert G. Schiefelbein**, Edina. Born 1932, Minneapolis; St. Thomas Academy; University of Minnesota (B.S.L.; J.D.); military counter-intelligence corps (1956-58); private practice (1959-82). Appointed June 1, 1982; elected 1984, 1990.

**Richard B. Solum**, Minneapolis. Born March 1, 1944; University of Kansas (B.S., 1966), University of Minnesota Law School (1969); private practice (1969-92.) Appointed January 17, 1992; elected 1994.

**John J. Sommerville**, Minneapolis. Born 1946; University of Minnesota (B.A., 1968; J.D., 1972); Eighth Circuit Court of Appeals (1972-74); private practice (1974-83); municipal judge (1983-86). Appointed November 23, 1983; elected 1986, 1992.

**John M. Stanoch**, Bloomington. Born December 4, 1957; University of Wisconsin-Madison (B.A., 1980), William Mitchell College of Law (1985); private practice (1986-91). Appointed January 4, 1991; elected 1992.

**Stephen D. Swanson**, Minneapolis. Born November 3, 1944; Miami University (B.A., 1966); University of Cincinnati School of Law (J.D., 1969); New York University School of Law (LL.M., 1971); attorney (1971-85); administrative law judge (1985-88). Appointed July 7, 1989; elected 1990.

**Thomas W. Wexler**, Edina. Born September 26, 1941; University of Minnesota (B.S., 1963), University of Minnesota Law School (1966); U.S. Army (1966-68), private practice (1969-90.) Elected 1990.

**Lucy Wieland**, Minneapolis. Born August 8, 1950; Stanford University (A.B., 1972); William Mitchell College of Law (1982); county attorney (1982-85); private practice (1985-90). Appointed July 25, 1990; elected 1992.

## FIFTH DISTRICT

**District Administrator:** Richard H. Fasnacht  
P.O. Box 3366, Mankato 56001, (507)388-5204

**David E. Christensen**, Pipestone. Born February 12, 1940; University of Minnesota (B.A., 1972; J.D., 1968); U.S.A.F. (1962-65); private practice (1968-78). Elected 1978, 1984, 1990.

**Timothy K. Connell**, Luverne. Born June 9, 1949; St. John's University (1971); William Mitchell College of Law (1976); private practice (1976-87); Rock county attorney (1976-86). Appointed June 30, 1987; elected 1988, 1994.

**Terry M. Dempsey**, New Ulm. Born February, 1932; College of St. Thomas (B.S.); University of California, Hastings School of Law (J.D.); public defender, 5th Judicial District (2 years); city attorney, New Ulm (10 years). Appointed 1992; elected 1994.

**Jeffrey L. Flynn**, Worthington. Born March 23, 1949; St. John's University (1971); William Mitchell College of Law (1975); private practice (1975-84). Appointed June 1, 1984; elected 1986, 1992.

**Bruce F. Gross**, Windom. Born January 10, 1946; Gustavus Adolphus College (B.A., 1968); Hamline University (J.D., 1977); private practice (1977-89); county attorney (1979-89). Appointed July 31, 1989; elected 1990.



## CHAPTER 5 JUDICIAL BRANCH

**George I. Harrelson**, Marshall. Born March 24, 1935; University of Minnesota (1971); William Mitchell College of Law (J.D., 1975); U.S. Army; private practice (1977-83); district public defender (1980-82); county attorney (1983). Appointed May 23, 1983; elected 1984, 1990.

**Richard L. Kelly**, Mankato. Born July 25, 1928; St. John's University (1952); William Mitchell College of Law (1957); U.S. Navy; private practice (1957-80). Elected 1980, 1986, 1992.

**Warren E. Litynski**, St. Peter. Born July 4, 1936; Rochester Jr. College (1960); LaCrosse State College (1962); University of Minnesota Law School (1966); U.S.A.F. (1954-57); private practice (1966-79); assistant county attorney (1967-79). Appointed December 13, 1979; elected 1982, 1988, 1994.

**George Marshall**, Marshall. Born June 8, 1940; Hamline University (1962); George Washington University (1969); private practice (1970-76); assistant chief judge, 5th Judicial District (1987-89). Appointed May 21, 1977; elected 1978, 1984, 1990.

**James D. Mason**, Mankato. Born November 7, 1935; University of Texas (1957); William Mitchell College of Law (1963); U.S. Army; special assistant attorney general (1962-65); private practice (1965-76); married, Marcia Olson (1958); three children. Elected 1976, 1982, 1988, 1994.

**John R. Moonan**, Mankato. Born April 6, 1928; St. Thomas College (1951); William Mitchell College of Law (1959); U.S.A.F.; private practice (1959-87). Appointed January 4, 1988; elected 1990.

**David W. Peterson**, Redwood Falls. Born September 23, 1950; St. John's University (B.S., 1972); University of Minnesota (J.D., 1975); assistant Polk and Lyon county attorney (1977-83); Lyon county attorney (1983-90). Appointed May 2, 1990; elected 1992.

**Douglas L. Richards**, Blue Earth. Born May 15, 1952. Hamline University (1974); William Mitchell College of Law (1978); private practice, Spencer, Johnson & Richards (1978); Blue Earth city attorney (1978); assistant Faribault county attorney (1990). Appointed March 6, 1995.

**Norbert P. Smith**, Mankato. Born April 11, 1946; Mankato State University (B.S. 1972); University of Minnesota Law School (J.D. 1975); U.S. Army (1967-69); private practice (1975-92). Appointed April 10, 1992; elected 1994.

**Terri J. Stoneburner**, New Ulm. Born October 13, 1945; Hanover College (B.A., 1967); Peace Corps (1969-70); University of Washington School of Law (J.D., 1975); Alaska Human Rights Commission (1976-79); private practice (1980-90). Appointed April 16, 1990; elected 1992.

**Linda S. Titus**, Jackson. Born September 4, 1947; Morningside College (B.A., 1969); William Mitchell College of Law (J.D., 1978); private practice (1978-90); assistant city attorney (1978-84); county attorney (1988-89). Appointed March 1, 1990; elected 1992.

**Robert D. Walker**, Fairmont. Born October 30, 1949; Gustavus Adolphus College (1971); William Mitchell College of Law (1975); private practice (1975-89). Appointed April 3, 1989; elected 1990.

## SIXTH DISTRICT

**District Administrator:** Ted C. Gladden  
Room 425, St. Louis County Courthouse, Duluth 55802, (218)726-2544

**David E. Ackerson**, Hibbing. Born September 13, 1949, Hibbing; Hibbing High School (1967); St. Thomas College (1971); William Mitchell College of Law (1976). Appointed January 4, 1982; elected 1984, 1990.

**Robert F. Berger**, Virginia. Born August 27, 1936, Virginia; Virginia public schools; Bemidji State University; William Mitchell College of Law (1963); private practice (1963-89). Appointed January 3, 1989; elected 1990.

**David S. Bouschor**, Duluth. Born November 23, 1930, Duluth; Northwestern University; William Mitchell College of Law (J.D.); private practice (1958-77); county judge (1977-78). Appointed August 1, 1978; elected 1980, 1986, 1992.

**Donovan W. Frank**, Virginia. Luther College (B.A. magna cum laude, 1973); University of Durham (1971-72); Hamline University School of Law (J.D. magna cum laude, 1977); assistant county attorney. Appointed February 1, 1985; elected 1986, 1992.

**Terry C. Hallenbeck**, Duluth. University of Michigan, Purdue University; Indiana University School of Law (LL.B. magna cum laude, 1971); private practice (1971-1995). Appointed February 23, 1995.

**Robert Macaulay**, Cloquet. Roanoke College, Salem, VA (B.S., 1978); University of Minnesota Law School (J.D., 1981); assistant Carlton county attorney (1984-95). Appointed February 23, 1995.

**Gerald C. Martin**, Duluth. Born September 28, 1944, New York City; Princeton University (B.A., 1966); Yale Law School (LL.D., 1969); legal aid attorney; married, two children. Appointed December 27, 1978; elected 1980, 1986, 1992.

**John T. Oswald**, Duluth. Born 1941, Duluth; Marquette University (B.A., 1964; J.D., 1968); private practice, Duluth (1968-83); appointed judicial officer (1983); married, four children. Appointed March 11, 1985; elected 1986, 1992.

**Gary J. Pagliaccetti**, Mountain Iron. Born October 3, 1954; Mountain Iron High School; St. John's University (B.A., 1976); Hamline University School of Law (J.D., 1979); assistant county attorney (1980-83); private practice (1984-88). Appointed June 30, 1989; elected 1990.

**Carol M. Person**, Duluth. Born December 21, 1951. University of Minnesota-Morris (1973); William Mitchell School of Law (1978); general practice Stuartville, MN (1979-81); Fryberger, Buchanan, Smith & Frederick PA (1981-89); Clure, Eaton, Butler Law Office (1989); married, two children. Appointed November 10, 1993.

**Jeffrey S. Rantala**, Born 1951; Hibbing High School, University of Minnesota (B.A. philosophy, 1975), Hamline University School of Law (J.D. cum laude, 1978); Legal Aid Service (1978-81), private practice (1981-91). Appointed January 3, 1992, elected 1994.

**Kenneth A. Sandvik**, Two Harbors. University of Minnesota. Duluth (B.A., 1970); University of Minnesota (J.D., 1973); private practice (1973-75; 1978-84); judicial officer (1975-78). Appointed November 16, 1984; elected 1986, 1992.

**Jeanne H. Sederberg**, Duluth. Born July 30, 1926; Duluth public schools, University of Minnesota (B.S.L., 1950), University of Minnesota Law School (LL.B., 1952); private practice (1957-74), judicial officer (1974-92); married, three children. Appointed June 3, 1992, elected 1994.

**Galen C. Wilson**, Duluth. Born 1938; University of Minnesota (B.A., 1959); University of Minnesota Law School (LL.B., 1963); U.S. Army (1963-66); assistant city attorney (1966-67). Appointed August 1, 1978; elected 1980, 1986, 1992.

**Dale A. Wolf**, Wrenshall. Born 1948, Cloquet; University of Minnesota, Duluth (B.A. magna cum laude, 1970); William Mitchell College of Law (J.D. cum laude, 1974); private practice (1974-78). Appointed July 19, 1982; elected 1984, 1990.

## SEVENTH DISTRICT

**District Administrator:** Gregory W. Solien  
410 Administration Center, P.O. Box 1836, St. Cloud 56302, (612)656-3650

**Richard J. Ahles**, St. Cloud. Born 1942, St. Cloud; St. John's University (B.A., 1964); University of Minnesota (J.D., 1967); private practice (1967-71); St. Cloud city attorney (1971-76). Appointed August 1, 1976; elected 1978, 1984, 1990.

**Timothy J. Baland**, Long Prairie. Born 1944; St. John's University (B.A., 1966); Cornell University Law School (J.D., 1975); law clerk, Chief Justice Robert Sheran (1975-76); private practice (1976-84). Appointed March 2, 1984; elected 1986, 1992.

**Paul L. Ballard**, Alexandria. Born 1937; William Mitchell College of Law (B.S.; LL.B.; J.D., 1964); assistant county attorney (1967-69); elected probate judge (1969); county judge (1974; 1980). Appointed January 12, 1972; elected 1986, 1992.

**Bernard E. Boland**, St. Cloud. Born November 14, 1943, Minneapolis; University of Minnesota (B.A., 1968); William Mitchell College of Law (J.D., 1973); law clerk, Minnesota Supreme Court (1973-74); St. Cloud assistant city attorney (1975); city attorney (1976-79); private practice, (1979-83). Appointed June 15, 1983; elected 1984, 1990.

**Paul E. Flora**, Long Prairie. Born 1928, North Dakota; Hamline University; St. Paul College of Law (B.S.; LL.B., 1954); private practice (1954-80); married, five children. Elected 1980, 1986, 1992.

## CHAPTER 5 JUDICIAL BRANCH

**Thomas A. Godzala**, Little Falls. Born 1950; St. Cloud State University (B.A., 1973); University of North Dakota (M.A., 1975; J.D., 1978); private practice (1978-89). Appointed February 17, 1989; elected 1990.

**Elizabeth A. Hayden**, St. Cloud. College of St. Benedict (B.A., 1968); Oklahoma City University School of Law (J.D., 1978); assistant county attorney. Appointed October 24, 1986; elected 1988, 1994.

**Richard T. Jessen**, St. Cloud. St. John's University, Collegeville (B.A., 1963), University of Minnesota (J.D., 1966); private practice, Foley (1967-74), Benton county attorney (1975-91). Appointed October 1, 1991; elected 1992.

**Michael L. Kirk**, Moorhead. Born 1950; University of Minnesota (B.A., 1972; J.D., 1975); private practice (1975-78); Otter Tail county attorney (1978-89). Appointed December 1, 1989; elected 1992.

**Vicki E. Landwehr**, St. Cloud. Born March 13, 1955; St. Cloud State University (B.A., 1975); University of Minnesota (J.D., 1978); private practice, 1979-1993; married; three children. Appointed July 28, 1993, elected 1994.

**Willard P. Lorette**, Foley. Gustavus Adolphus (B.A., 1957); Columbia University (LL.B., 1960); private practice (1960-72); part-time probate-juvenile judge (1968-72); county court (1972-84). Appointed February 1, 1968; elected 1986, 1992.

**Harlan L. Nelson**. Appointed July 1, 1978; elected 1992.

**John E. (Jack) Pearson**, Moorhead. Born May 8, 1941; University of Minnesota (B.S., 1963; LL.B., 1966); private practice (1966-93); special municipal judge, City of Detroit Lakes (1968-70); Becker county attorney (1971-1993); board of directors, past president Minnesota County Attorney's Association (1972-93). Appointed January 3, 1994.

**Skipper J. Pearson**. Foley. St. Cloud State University (B.A., 1972), Hamline School of Law (J.D., 1977); private practice (1978-90). Appointed May 1, 1990; elected 1992.

**Steven P. Ruble**, Princeton. Born 1946; Gustavus Adolphus (B.A., 1968); Washington University (J.D., 1973); private practice (1974-86); assistant county attorney (1975-77); married, three children. Appointed July 11, 1986; elected 1988, 1994.

**Thomas P. Schroeder**, Detroit Lakes. Born October 26, 1942; College of St. Thomas (B.A., 1972); Hamline University School of Law (J.D., 1976); private practice (1976-86); married, three children. Elected 1986, 1992.

**Thomas M. Stringer**, Fergus Falls. Born 1943; U.S. Army (1964-66); University of Minnesota (B.A., 1969; J.D., 1972); private practice (1972-89). Appointed July 28, 1989; elected 1990.

**William E. Walker**, Detroit Lakes. Born 1939; St. Olaf College (B.A.); Luther Theological Seminary (B.Th.); Hamline University School of Law (J.D.); Minnesota legislature; chair, Waste Management Board. Appointed January 6, 1987; elected 1988, 1994.

**Kathleen Weir**, Moorhead. Born 1942; Universities of Minnesota and South Dakota (B.S., 1970; J.D., 1973); private practice (1978-88). Appointed April 4, 1988; elected 1990.

**Paul Widick**, St. Cloud. Born January 16, 1945, Houston, Texas; University of Kansas (B.A., 1967); University of Minnesota (M.A., 1972; Ph.D. candidate 1973; J.D., 1980); law clerk (1980-81); private practice (1981-89). Appointed November 8, 1989; elected 1992.

## EIGHTH DISTRICT

**District Administrator:** Timothy L. Ostby  
P.O. Box 352, Chippewa County Courthouse, Montevideo 56265, (612)269-2134

**Arthur J. Boylan**, Willmar. Born December 18, 1948, Chicago, Illinois; St. Mary's College, Winona (B.A., 1971); IIT/Chicago Kent College of Law (J.D., 1976); private practice (1976-86). Appointed October 10, 1986; elected 1988, 1994.

**Allan D. Buchanan**, Willmar. Born May 5, 1928; University of North Dakota Law School (1953); veteran (Korean War); married, four children; municipal judge (1964-72), judicial officer (1972-77). Appointed 1977; elected 1978, 1984, 1990.

**Bruce W. Christopherson**, Clarkfield. Born December 14, 1939, Minneapolis; University of Minnesota (B.S.B., 1961); William Mitchell College of Law (J.D., 1967); private practice (1967-86); chief judge (1994-present). Appointed October 31, 1986; elected 1988, 1994.

**Peter A. Hoff**, Breckenridge. Born January 16, 1941; University of Minnesota (B.S., 1963); University of Minnesota Law School (J.D., 1967); private practice (1967-94). Appointed October 28, 1994.

**John C. Lindstrom**, Willmar. St. John's University (B.A., 1963); University of Minnesota Law School (1966); private practice (1966-76); Minnesota House of Representatives (1972-76). Appointed July 1, 1976; elected 1978, 1984, 1990.

**Gerald J. Seibel**, Morris. Born 1950; St. John's University (B.A., 1972), William Mitchell College of Law (J.D., 1978); private practice (1978-92). Appointed October 30, 1992, elected 1994.

**Randall J. Slieter**, Olivia. University of Minnesota (B.A., 1983); Hamline University School of Law (J.D., 1986); Qualley, Bouton & Slieter, Canby, MN (1986-94). Appointed May 20, 1994.

**Donald M. Spilseth**, Willmar. Born April 14, 1952; Gustavus Adolphus College (B.A., 1974); William Mitchell College of Law (J.D., 1977); private practice (1978-93). Appointed July 15, 1993, elected 1994.

**Jon Stafsholt**, Glenwood. Born 1943; California Lutheran University (A.A.), University of Missouri (B.A.; B.J.), University of Minnesota (J.D.); U.S. Army intelligence officer (1967-70); Vietnam veteran; general practice (1972-83); Grant county attorney (1979-83). Appointed June 20, 1983; elected 1984, 1990.

**Marquis L. Ward**, Montevideo. Born January 21, 1932; University of Minnesota (B.B.A.; J.D.); married, three children. Appointed January 26, 1970; elected 1974, 1980, 1986, 1992.

**John J. Weyrens**, Litchfield. Born 1935, St. Cloud; Itasca Community College; St. John's University; William Mitchell College of Law; county judge (1973-82); wife, Catherine Kugler; three children. Appointed July 1, 1982; elected 1984, 1990.

## NINTH DISTRICT

**District Administrator:** D. J. Hanson  
Beltrami County Courthouse, P.O. Box 1008, Bemidji 56601, (218)759-4500

**Russell A. Anderson**, Crookston. St. Olaf College (B.A., 1964); University of Minnesota (J.D., 1968); George Washington University (LL.M., 1976); U.S. Navy (1968-76); county attorney (1978-82). Appointed November 1, 1982; elected 1984, 1990.

**Frederick J. Casey**, Brainerd. Born April 30, 1942, Brainerd; Concordia College, Moorhead (B.A., 1964), University of Minnesota Law School (J.D., 1967); private practice (1967-92), assistant Crow Wing county attorney (1964-74), assistant district public defender (1978-85). Elected 1992.

**Michael J. Haas**, Walker. St. John's University (1958); University of Minnesota Law School (1967); private practice (1967-72); assistant county attorney and private practice (1972-76). Appointed June 1, 1976; elected 1984, 1990.

**John R. Hawkinson**, Grand Rapids. Born December 17, 1947; University of Colorado (B.A., 1971), William Mitchell College of Law (J.D., 1975); private practice (1975-92); married, three children. Elected 1992.

**Peter N. Hemstad**, International Falls. Born January 19, 1938, Montevideo; University of Nebraska College of Law (B.S.; J.D., 1964); private practice; married, two children. Appointed October 1, 1976; elected 1978, 1984, 1990.

**Terrance C. Holter**, Bemidji. Born 1944; Bemidji State College (B.A., 1967); University of North Dakota (J.D., 1970); private practice (1970-80); judicial officer (1976-80). Appointed January 15, 1980; elected 1982, 1988, 1994.

**Larry G. Jorgenson**, Warren. Born September 2, 1937; Bemidji State College (B.A.); William Mitchell College of Law (J.D.); married. Appointed April 15, 1974; elected 1982, 1988, 1994.

**William E. Kalar**, Grand Rapids. Born September 15, 1928, International Falls; University of Minnesota College of Law (LL.D., 1953); private practice; married, six children. Appointed July 5,

## CHAPTER 5 JUDICIAL BRANCH

1982; elected 1984, 1990.

**Robert E. Kautz**, Brainerd. Born February, 1944; South Dakota School of Mines and Technology (1966); William Mitchell College of Law (J.D., 1976); private practice (1976-78); assistant county attorney (1978-82). Elected 1982, 1988, 1994.

**Michael J. Kraker**, Mahanomen. Born September 18, 1947; St. John's University (1969); U.S. Army (Vietnam); University of Minnesota Law School (1974); Mahanomen county attorney (1975-89). Appointed June 1989; elected 1990.

**Louis J. Lang**, Grand Rapids. Born December 30, 1953; University of Minnesota (B.A., 1976; J.D., cum laude, 1979); private practice (1979-94). Appointed June 3, 1994.

**John R. Leitner**, Nisswa. Born January 7, 1949; University of Minnesota, (B.A., 1971); William Mitchell College of Law (J.D., 1975); private practice (1975-78); Aitkin county attorney (1979-92); wife, Joyce; four children. Appointed August 1, 1992, elected 1994.

**Jay D. Mondry**, Park Rapids. Born May 4, 1939; University of Notre Dame (B.A., 1961); University of North Dakota School of Law (LL.B., 1964); Hubbard county attorney (1972-80); private practice (1965-90); married, wife, Jody; four children. Elected 1990.

**Dennis J. Murphy**, Thief River Falls. Born July 25, 1938; University of Notre Dame (1960); University of Minnesota Law School (1963); private practice (1963-88). Elected 1988, 1994.

**James E. Preece**, Bemidji. Born December 6, 1926, International Falls; University of Minnesota (B.S.L.; LL.B.); U.S. Army (1943-46); private practice (1952-66). Appointed November 14, 1966; elected 1968, 1974, 1980, 1986, 1992.

**Paul E. Rasmussen**, Bagley. Born June 5, 1958; University of Minnesota (B.A., 1981; J.D., 1984); private practice (1984-92), assistant county attorney - county attorney (1988-92); wife, Cynthia, four children. Elected 1992.

**John M. Roue**, Crookston. Appointed June 1, 1980; elected 1982, 1988, 1994.

**John P. Smith**, Walker. Born 1950; Concordia College, Moorhead, (B.A., 1971); William Mitchell College of Law, (J.D., 1975); Bush Scholarship (1986); Emory University, (LL.M., litigation, 1987); civil trial specialist; admitted to practice in Minnesota and Georgia; College for Financial Planning (C.F.P., 1988); wife Linda; three children - Lisa, Allison, Zachary. Appointed September 16, 1991; elected 1992.

**John R. Solien**, Aitkin. Born June 3, 1953; University of Minnesota-Duluth (B.A., 1975); William Mitchell College of Law (J.D., 1979); assistant Aitkin county attorney (1980-85); private practice 1985-94). Appointed September 23, 1994.

**James R. Wilson**, Roseau. Born April 20, 1946; Grinnell College (B.A., 1968); University of Minnesota (J.D., 1973); private practice (1974-86); assistant county attorney, county attorney (1974-90); wife, Carole; sons, Jeremy and Christopher. Appointed March 5, 1990, elected 1992.

## TENTH DISTRICT

**District Administrator:** Sam C. Juncker  
Anoka County Courthouse, 325 E. Main St., Anoka 55303-2489, (612)422-7475

**Howard R. Albertson**, Stillwater. Born January 22, 1928; Gustavus Adolphus; William Mitchell College of Law; private practice (18 years); Minnesota House of Representatives (12 years); county court judge (11 years); married, three children. Elected county court judge, 1972, 1978; elected district court judge 1984, 1990.

**P. Hunter Anderson**, Cambridge. Born November 3, 1943; University of Minnesota - Duluth (1964); William Mitchell College of Law (1969); private practice (1970-86). Appointed January 15, 1986; elected 1988, 1994.

**Thomas G. Armstrong**, Lake Elmo. Born 1947; University of Minnesota (B.A., 1967; J.D., 1970); U.S. Army, JAGC (1971-74); U.S. Army Reserve, COL JAG Corps., (1974-present); private practice (1974-80); mayor, Lake Elmo (1977-80). Elected 1980, 1986, 1992.

**Stephen J. Askew**, Coon Rapids. Born 1944; St. John's University 1966; University of Minnesota

(J.D., 1969); U.S. Army (1969-71); Anoka county administration (1971-75); county attorneys' council (1975-80); special assistant attorney general (1980-83). Appointed November 21, 1983; elected 1986, 1992.

**Edward W. Bearse**, Anoka. Michigan State University (B.A., 1967); University of Minnesota Law School (J.D., 1970); U.S. Army (1960-63); assistant county attorney (1972-75); private practice (1975-83). Appointed May 5, 1983; elected 1984, 1990.

**Timothy R. Bloomquist**, Cambridge. Born July 27, 1947; Gustavus Adolphus College (B.A., 1969), University of Denver College of Law (J.D., 1972); private practice (1972-91), part-time assistant district public defender (1976-91). Appointed November 15, 1991, elected 1994.

**John Edward Cass**, Stillwater. Born 1941, Boston, MA; University of Massachusetts (B.A., 1962; M.A., 1966); University of Minnesota Law School (J.D., 1969); private practice (1969-83). Appointed February 1, 1983; elected 1984, 1990.

**James R. Clifford**, Stanchfield. Born July 22, 1947; University of Minnesota (B.S., 1972); William Mitchell College of Law (J.D., 1976); U.S. Army (1965-68); county attorney (1976-84). Appointed January 28, 1985; elected 1986, 1992.

**Robert B. Danforth**, Elk River. Born June 15, 1938, Mason City, Iowa; Morningside College (B.A., 1960); University of Minnesota Law School (J.D., 1962); private practice (1963-85). Appointed September 18, 1985; elected 1986, 1992.

**James E. Dehn**, Cambridge. Born September 25, 1949; University of Minnesota (B.A., 1971); William Mitchell College of Law (J.D., 1975); special assistant attorney general (1976-78); assistant county attorney (1979); private practice (1980-87). Appointed June 26, 1987; elected 1988, 1994.

**Bruce R. Douglas**, Buffalo. Born 1945, Montrose; Carleton College (B.A., 1967); University of Minnesota (J.D., 1970); U.S. Naval Reserve, JAGC (1968-74); private practice (1975-82). Appointed December 31, 1982; elected 1984, 1990.

**David E. Doyscher**, Forest Lake. Born August 30, 1939, Jackson; Maryville College, Tennessee (B.A., 1961); University of Minnesota Law School (J.D., 1971); U.S. Army (1961-64); private practice (1971-86). Appointed February 3, 1986; elected 1988, 1994.

**Smith F. Eggleston**, Lakeland. Born May 20, 1928; College of St. Thomas (1950); St. Paul College of Law (1957); U.S. Army (1950-53); public defender. Appointed July 1, 1987; elected 1988, 1994.

**Gabriel D. Giancola**, Fridley. Born March 25, 1930; Nazareth Hall Seminary (1950); St. Paul Major Seminary (B.A., 1953); William Mitchell College of Law (J.D., 1957); private practice (1958-62, 1967-90); assistant Anoka county attorney (1963-67). Appointed July 23, 1990; elected 1992.

**James D. Gibbs**, Fridley. Born May 18, 1935, St. Paul; St. Thomas College (B.A., 1959); William Mitchell College of Law (1964); U.S. Army (1953-55); private practice (1964-81). Appointed January 14, 1982; elected 1984, 1990.

**J. B. Gunderson**, Wyoming. Born August 21, 1931; St. John's University (B.S.); William Mitchell College of Law (J.D.); National College of State Trial Judges; USAF; county court (1969-83). Appointed December 1, 1969; elected 1984, 1990.

**Sharon L. Hall**, Coon Rapids. Born July 23, 1954; College of St. Benedict (B.A., 1976); Hamline University School of Law (J.D., 1979); public defender (1983-86); private practice (1986-93). Appointed July 23, 1993; elected 1994.

**Kim Robert Johnson**, Buffalo. Born 1941; St. John's University (B.A., 1963); University of Minnesota Law School (LL.B., 1966); U.S. Army (1966-68); private practice (1968-83). Appointed September 1, 1983; elected 1984, 1990.

**Daniel M. Kammeyer**, Coon Rapids. Born August 14, 1938; St. John's University (B.A., 1960); University of Minnesota Law School (LL.B., 1964); assistant county attorney (1968-79); county judge (1979-82). Appointed July, 1979; elected 1984, 1990.

**Ellen L. Maas**, Birchwood. Born June 29, 1956, Stuttgart, West Germany; Drake University (B.A., Phi Beta Kappa, 1978); University of Iowa Law School (J.D., with distinction, 1981); law clerk, Judge Glenn E. Kelley, Minnesota Supreme Court (1981-82); private practice (1982-95). Appointed January 13, 1995.

## CHAPTER 5 JUDICIAL BRANCH

**Kenneth J. Maas**, Birchwood. Born 1932; University of Minnesota (B.B.A., 1957); William Mitchell College of Law (J.D., 1961); U.S. Army (1954-56); Birchwood city council (1966-73); mayor (1973-76). Elected 1980, 1986, 1992.

**Gary J. Meyer**, Albertville. Born October 30, 1935, Chicago, IL; University of Minnesota Law School (B.S.L., 1957; LL.B., 1959); private practice (1959-87). Appointed June 29, 1987; elected 1988, 1994.

**James A. Morrow**, Coon Rapids. Born 1945; University of Minnesota (B.A.); William Mitchell College of Law (J.D. magna cum laude, 1978); law clerk, Judge D. K. Amdahl; assistant U.S. attorney (1978-83); county judge (1983-84). Appointed February 18, 1983; elected 1984, 1990.

**Dale E. Mossey**, Clearwater. Born February 2, 1946; Grinnell College; University of Minnesota Law School (1973); private practice (1973-88). Appointed July 1, 1988; elected 1990.

**Stephen L. Muehlberg**, Coon Rapids. Born December 28, 1939; University of Minnesota (B.A.); University of Nebraska College of Law (J.D., 1971); private practice (1971-73); assistant United States attorney (1973-76); assistant Washington county attorney (1976-79); assistant Anoka county attorney (1979-89). Appointed July 7, 1989; elected 1990.

**Lynn C. Olson**, Columbia Heights. Born 1941; Michigan State University (B.A., 1963); William Mitchell College of Law (J.D., 1977); public defender; assistant county attorney; county judge (1982-83). Appointed February 1, 1983; elected 1984, 1990.

**R. Joseph Quinn**, Coon Rapids. Born August 22, 1942, Litchfield; St. John's Preparatory; St. John's University (B.A.); Hamline University (J.D.); Minnesota House of Representatives (1982-91). Appointed January 5, 1991; elected 1992.

**Michael Joseph Roith**, Fridley. Born 1945; St. Thomas College (B.A., 1968); Aquinas Institute of Theology (M.A., 1972); William Mitchell College of Law (J.D., 1977); assistant county attorney. Appointed October 12, 1984; elected 1986, 1992.

**Gary R. Schurrer**, Stillwater. Born August 28, 1953; University of Minnesota (B.A., 1975); Hamline University School of Law (J.D., 1977); private practice and part-time assistant district public defender (1978-1990). Appointed December 14, 1990; elected 1992.

**Linn Slattengren**, Shafer. Born August 24, 1938; University of Minnesota, University of Minnesota Law School (1964); Chisago county attorney (1968-75); married, two children. Appointed July 1, 1976; elected 1984, 1990.

**Spencer Sokolowski**, Coon Rapids. University of Minnesota (B.B.A., 1957; J.D., 1963); U.S. Navy (1951-55); Minnesota House of Representatives (1971-72); county judge (1972). Appointed February 1, 1983; elected 1984, 1990.

**Stanley N. Thorup**, Coon Rapids. Born 1929; Hamline University (B.A.); William Mitchell College of Law (B.S.L.; J.D.); U.S. Army; Minnesota Senate (1970-74); municipal judge (1962-68). Appointed July 1, 1974; elected 1988, 1994.

**Donald J. Venne**, Coon Rapids. Born 1948, Forsyth, Montana; St. John's University (B.S., 1970); St. Thomas College (M.A., 1972); William Mitchell College of Law (J.D., 1979); private practice. Appointed June 24, 1986; elected 1988, 1994.

## ADMINISTRATIVE AGENCIES

---

### BOARD OF PARDONS

1450 Energy Park Dr., Suite 200, St. Paul 55108; (612)642-0284.

**Law provides:** The board may grant pardons, commutations, and pardons extraordinary to applicants. The board consists of the governor, the chief justice of the supreme court, and the attorney general. It meets twice yearly and the meetings are open to the public. (*Minnesota Statutes 638*)

**Secretary:** Jean M. Whitney

**BOARD ON JUDICIAL STANDARDS**

2025 Centre Pointe Blvd., Suite 420, Mendota Heights 55120; (612)296-3999.

**Law provides:** The board of 10 lawyers, judges and public members investigates allegations of misconduct by Minnesota judges and recommends judicial discipline to the Supreme Court. (*Minnesota Statutes 490.15*)

**Executive Secretary:** DePaul Willette

**CLIENT SECURITY BOARD**

25 Constitution Ave., Suite 105, St. Paul, MN 55155, (612)296-3952; 1-800-657-3601.

**Law provides:** that the board is established by the supreme court and funded by lawyers' registration fees. The board has four lawyer members, two non lawyer members, and a chair. Members may serve two three-year terms. The board was established to reimburse clients who suffer a loss of money or other property from the intentional dishonesty of their attorney.

**Director:** Marcia A. Johnson

**COMMISSION ON JUDICIAL SELECTION**

Office of the Governor, 130 State Capitol, St. Paul, MN 55155, (612)296-0013

The commission is established by the state legislature to recommend to the governor nominees for vacancies which occur in the district courts prior to a judge's elected term being completed. The nine at large and four members from each of the ten districts who meet when a vacancy occurs in their specific district. Judges who are appointed must run for election beyond one year of their swearing-in date.

**Director:** John Hultquist

**LAWYERS PROFESSIONAL RESPONSIBILITY BOARD**

Judicial Center, Suite 105, 25 Constitution Ave., St. Paul 55155; (612)296-3952.

**Court rules provide:** The board oversees the Office of the Lawyers Professional Responsibility, which investigates complaints of alleged misconduct and disability involving lawyers, and prosecutes disciplinary actions against lawyers.

**Director:** Marcia A. Johnson

**MINNESOTA SENTENCING GUIDELINES COMMISSION**

Meridian National Bank Bldg., 205 Aurora Ave., Suite 205, St. Paul 55103; (612)296-0144.

**Law provides:** The 11 member commission seeks to reduce the disparity in sentencing practices in regard to length of prison terms and to establish goals for sentence uniformity and proportionality. It is composed of jurists, attorneys in public service, law enforcement officials, correction officials, and public members. (*Minnesota Statutes 244.09*)

**Director:** Debra L. Dailey

**OFFICE OF ADMINISTRATIVE HEARINGS**

100 Washington Square, Suite 1700, Minneapolis 55401-2138; (612)341-7600.

**Law provides:** The office is responsible for the conduct of rulemaking and contested case hearings for state agencies pursuant to the Administrative Procedures Act, certain child support enforcement hearings, hearings for political subdivisions, and workers' compensation trials pursuant to the Workers' Compensation Law, issuance of reports and orders, and preparation of the record of the proceedings. (*Minnesota Statutes 14 and 176*)

**Chief Administrative Law Judge:** Kevin E. Johnson

**STATE BOARD OF PUBLIC DEFENSE**

625 4th Ave. S., #1425, Minneapolis 55415; (612)349-2565.

**Law provides:** The seven member board approves and recommends a budget to the legislature and establishes procedures for distribution of state funding for the board, the office of state public defender, the judicial district public defenders, and the public defense corporations. The board approves standards for the offices of the state and district public defenders and for the conduct of all appointed counsel systems as established by the state public defender. The board also appoints the state public



## CHAPTER 5 JUDICIAL BRANCH

defender and all judicial district public defenders. (*Minnesota Statutes 611.215*)

**Chief Administrator:** Richard F. Scherman

### STATE PUBLIC DEFENDER

Law School, University of Minnesota, Minneapolis 55455, (612)625-5008

**Law provides:** that the state public defender has responsibility for criminal cases on appeal to the Minnesota supreme court and court of appeals; post-conviction proceedings in the district courts throughout the state and appeals there from; parole revocation proceedings for juveniles and adults; civil legal services and prison disciplinary proceedings for inmates; and law student clinical legal work in conjunction with these responsibilities. (*Minnesota Statutes, Section 611.215*).

**State Public Defender:** John M. Stuart

### TAX COURT

Judicial Center, 2nd Fl., 25 Constitution Ave., St. Paul 55155; (612)296-2806.

**Law provides:** The court is composed of three members, to which taxpayers may file appeals related to any state or local tax, except for special assessments. (*Minnesota Statutes 271*)

**Chief Judge:** Kathleen Doar

### WORKERS' COMPENSATION COURT OF APPEALS

Judicial Center, 4th Fl., 25 Constitution Ave., St. Paul 55155-1500; (612)296-6526.

**Law provides:** The five member court reviews all appealed questions of law and fact concerning workers compensation claims. (*Minnesota Statutes 175A and 176*)


**Chief Judge:** Steven D. Wheeler

## CHAPTER SIX

# LOCAL ADMINISTRATION

---

Regional Development Commissions .....	244
Metropolitan Council .....	245
Counties in Minnesota .....	245
Cities in Minnesota .....	290
Townships in Minnesota .....	302
School Districts in Minnesota .....	302



John Grossman photo

Hastings City Hall, renovated in 1993. Previously the Dakota County Courthouse, built in 1871.

## REGIONAL DEVELOPMENT COMMISSIONS ---

**Law provides:** Regional development commissions consist of local elected officials from counties, cities, townships and school boards selected by the groups they represent and representatives of public interest groups in the region. The regional development commissions facilitate cooperation among the various government units and coordinate local planning and development programs for the regions (Minnesota Statutes, Chapters 462.473B).

<b>Region</b>	<b>Established</b>	<b>Director</b>
<b>Northwest (1)</b> .....	2/8/73 .....	Leon Heath
.....	.....	115 S. Main St.
.....	.....	Warren 56762, (218)681-2637
.....	.....	Fax: (218)681-2670
<b>Headwaters (2)</b> .....	4/23/71 .....	John Ostrem
.....	.....	403 4th ST. N.W.
.....	.....	P.O. Box 906
.....	.....	Bemidji 56601, (218)751-3108.
.....	.....	Fax: (218)371-7540
<b>Arrowhead (3)</b> .....	11/20/69 .....	Henry Hanka
.....	.....	330 Canal Park Drive
.....	.....	Duluth 55802, (218)722-5545.
.....	.....	Fax: (218)722-2335
<b>West Central (4)</b> .....	<i>(Dissolved: 9/30/82)</i>	
<b>Region Five (5)</b> .....	7/6/73 .....	Leyten Fontaine
.....	.....	611 Iowa Ave.
.....	.....	Staples 56479, (218)894-3233.
.....	.....	Fax: (218)894-1328
<b>Mid-Minnesota (6E)</b> .....	3/29/73 .....	Eugene Hippe
.....	.....	333 W. 6th St.
.....	.....	Willmar 56201, (612)235-8504
.....	.....	Fax: (612)235-4329
<b>Upper Minnesota Valley (6W)</b> .....	5/18/73 .....	Paul Michaelson
.....	.....	323 W. Schlieman Ave.
.....	.....	Appleton 56208, (612)289-1981.
.....	.....	Fax: (612)289-1983
<b>East Central (7E)</b> .....	7/14/73 .....	Roger J. Ames
.....	.....	100 S. Park, P.O. Box 147
.....	.....	Mora 55051, (612)679-4065.
.....	.....	Fax: (612)679-4120
<b>Central (7W)</b> .....	<i>(Dissolved: 9/8/82)</i>	
<b>Southwest (8)</b> .....	6/12/73 .....	Randy Jorgenson
.....	.....	2524 Broadway Ave., P.O. Box 265
.....	.....	Slayton 56172, (507)836-8549.
.....	.....	Fax: (507)836-8866
<b>Region Nine (9)</b> .....	2/25/72 .....	Terence Stone
.....	.....	410 S. 5th St., P.O. Box 3367
.....	.....	Mankato 56001, (507)387-5643
.....	.....	Fax: (507)387-7105.
<b>Southeastern (10)</b> .....	<i>(Dissolved: 11/20/81)</i>	

## METROPOLITAN COUNCIL

---

Mears Park Centre, 230 East 5th St., St. Paul 55101, (612)291-6359.

**Law provides:** The council consists of one citizen member appointed by the governor from each of sixteen districts and a chair. The chair and the council members serve at the pleasure of the governor. District members serve four year terms. Council districts in the seven county metropolitan area were reapportioned in 1993 and are of equal population. The metropolitan council coordinates the planning and development of the seven county area. The council is authorized by state and federal legislation to plan for land use, transportation, sewers, parks and open space, airports, air and water quality and housing (*Minnesota Statutes, Chapter 473B*).

**Chair:** Curt Johnson.

**Regional Administrator:** Jim Solem

### **OTHER METROPOLITAN AGENCIES: (See Chapter 4 for details)**

- Metropolitan Airports Commission . . . . . (M.S. 473.603, 473.604)
- Metropolitan Parks and Open Space Commission . . . . . (M.S. 473.303)
- Metropolitan Sports Facilities Commission . . . . . (M.S. 473.553)

## COUNTIES IN MINNESOTA

---

The State of Minnesota has 87 counties. Ramsey county is the smallest in land area, encompassing less than 170 square miles. St. Louis county has the largest land area with over 6,000 square miles. County populations vary from over 1,000,000 in Hennepin county to less than 4,000 in Cook county.

**Law provides:** Counties are governed by a board of commissioners and administrative officers elected by the people to four year terms; alternate forms of government may be adopted, chiefly to allow for an elected executive, a manager or administrator, or appointive administrative officers (*Minnesota Statutes, Chapter 375A*).

**Functions:** Counties are responsible for property tax assessment, tax administration, elections, record keeping, transportation, planning and zoning, solid waste management, environment, parks and water management, law enforcement, courts, and health and human services.

Additional information about Minnesota's eighty-seven counties is available from the Association of Minnesota Counties, 125 Charles Ave., St. Paul 55103-2108, (612)224-3344.



Alice C. Dotzler  
Auditor



Everett Davies  
Recorder

**AITKIN COUNTY (1) — Courthouse: 209 2nd St. N.W., Aitkin 56431  
—(218) 927-2102**

Established May 23, 1857  
Congressional District 8  
Legislative District 3B, 8B


1990 Population 12,425  
Judicial District 9

Land Area 1,164,502.29 acres  
Board meets every T. but 5th T.

Office	Name	Post Office	Term Expires
Auditor	Alice C. Dotzler	Aitkin	1999
Treasurer	Vernon Nelson	Aitkin	1999
Recorder	Everett Davies	Aitkin	1999
Sheriff	Tim Catlin	Aitkin	1999
Attorney	Brad Rhodes	Aitkin	1999
Commissioner District 1	Merle Peterson	Aitkin	1999
Commissioner District 2	Katherine Galliger	Aitkin	1997
Commissioner District 3	Mary Haug	Aitkin	1999
Commissioner District 4	Darrell E. Bruggman	McGregor	1997
Commissioner District 5	Margaret Sherman	Palisade	1999
Assessor	Marlin Danielson	Aitkin	A
Court Administrator	Bonnie LeCocq	Aitkin	A
Engineer	John Walkup	Aitkin	A
Family Services Director	Kirk Pysar	Aitkin	A



Tom Durand  
Div. Manager  
Gov. Services



Terry Johnson  
Div. Manager  
Finance/Central Serv.



Edward M. Treska  
Div. Manager  
Property Tax



Larry Podany  
Sheriff



Robert Johnson  
Attorney

**ANOKA COUNTY (2) — Government Center, 2100 3rd. Ave., Anoka  
55303-2265 — (612) 421-4760**

Established May 23, 1857  
Congressional District 6  
Legislative District 48B, 49A, 49B, 50A, 50B, 51A, 51B, 52A, 53A

1990 Population 243,641  
Judicial District 10

Land Area 426.5 sq. miles  
Board meets 2nd, 4th T.

Office	Name	Post Office	Term Expires
Sheriff	Larry Podany	Anoka	1999
Attorney	Robert M.A. Johnson	Anoka	1999
Commissioner District 1	Dennis D. Berg	Burns	1999
Commissioner District 2	Dick Lang	Ham Lake	1999
Commissioner District 3	Margaret Langfeld	Blaine	1997
Commissioner District 4	James A. Kordiak	Columbia Heights	1997
Commissioner District 5	Dave McCauley	Coon Rapids	1997
Commissioner District 6	Paul McCarron	Spring Lake Park	1999
Commissioner District 7	Dan Erhart	Coon Rapids	1997
Assessor	Ed Thurston	Anoka	A
Coroner	Dr. Janis Amatuzio	Coon Rapids	A
County Administrator	John "Jay" McLinden	Anoka	A
Court Administrator	Jane F. Morrow	Anoka	A
Division Mgr. Government Services	Tom Durand	Anoka	A
Division Mgr. Finance/Central Serv.	Terry Johnson	Anoka	A
Division Mgr. Property Records/Tax	Ed Treska	Anoka	A
Engineer	Jon Olson	Anoka	A



Keith Brekken  
Auditor



Rita Thompson  
Treasurer



Marlene M. Martinson  
Recorder



Tom Hunt  
Sheriff



Joe Evans  
Attorney

**BECKER COUNTY (3) — Courthouse: 915 Lake Ave., Detroit Lakes  
56501 — (218) 846-7301**

Established March 18, 1858  
Congressional District 7  
Legislative District 2A, 2B, 9B, 11A

1990 Population 27,881  
Judicial District 7

Land Area 837,688.99 acres  
Board meets 2nd & 4th T.

Office	Name	Post Office	Term Expires
Auditor	Keith Brekken	Detroit Lakes	1999
Treasurer	Rita Thompson	Detroit Lakes	1999
Recorder	Marlene M. Martinson	Detroit Lakes	1999
Sheriff	Tom Hunt	Detroit Lakes	1999
Attorney	Joe Evans	Detroit Lakes	1999
Commissioner District 1	Carolyn Engebretson	Detroit Lakes	1997
Commissioner District 2	Vern Seal	Detroit Lakes	1997
Commissioner District 3	Al Mohs	Detroit Lakes	1997
Commissioner District 4	Jack Murray	Detroit Lakes	1999
Commissioner District 5	Marjorie Johnson	Lake Park	1997
Coroner	Knute Thorsgard	Detroit Lakes	1999
Assessor	John Keefe	Detroit Lakes	A
Coordinator	Michael Williams	Detroit Lakes	A
Court Administrator	Donna J. Gjesvold	Detroit Lakes	A
Engineer	David Heyer	Detroit Lakes	A



Christine Patten  
Auditor



Kay L. Mack  
Treasurer

**BELTRAMI COUNTY (4) — Courthouse: 619 Beltrami Ave. N.W.,  
Bemidji 56601 — (218) 759-4100; FAX: (218) 759-4527**

Established February 28, 1866  
Congressional District 7  
Legislative District 2B, 4A

1990 Population 34,384  
Judicial District 9

Land Area 1,608,518.71 acres  
Board meets each T., except 5th

Office	Name	Post Office	Term Expires
Auditor	Christine Patten	Bemidji	1999
Treasurer	Kay L. Mack	Bemidji	1999
Recorder	Ann F. Allen	Bemidji	1999
Sheriff	DeeWayne Rognstad	Bemidji	1999
Attorney	Tim Faver	Bemidji	1999
Commissioner District 1	Brad Nord	Bemidji	1999
Commissioner District 2	Audrey Richardson	Bemidji	1997
Commissioner District 3	Leland Coe	Bemidji	1999
Commissioner District 4	Richard Florhaug	Kelliher	1997
Commissioner District 5	Gail Skare	Bemidji	1999
Administrator	Greg Lewis	Bemidji	A
Assessor	Duane Ebbighausen	Bemidji	A
Court Administrator	Sue Wells	Bemidji	A
Engineer	Tom Kozojed	Bemidji	A
Human Service Director	VACANT	Bemidji	A



Joan Neyssen  
Treasurer



Alice Engelmeyer  
Recorder



Frank F. Wippler  
Sheriff

**BENTON COUNTY (5) — Courthouse: 531 Dewey St., Box 129,  
Foley 56329 — (612) 968-6254**

Established October 27, 1849  
Congressional District 7  
Legislative District 14A, 16A, 17B

1990 Population 30,185  
Judicial District 7

Land Area 257,798.83 acres  
Board meets 1st, 3rd T.

Office	Name	Post Office	Term Expires
Auditor, (Interim)	Curtis Nordling	Rice	1999
Treasurer	Joan Neyssen	Foley	1999
Recorder	Alice Engelmeyer	Foley	1999
Sheriff	Frank F. Wippler	Sauk Rapids	1999
Attorney	Michael Jesse	Sauk Rapids	1999
Commissioner District 1	Duane J. Walter	Ronneby	1997
Commissioner District 2	Al Seppelt	Gilman	1999
Commissioner District 3	Duane Grandy	Sauk Rapids	1999
Commissioner District 4	Alice M. Trushenski	St. Cloud	1997
Commissioner District 5	Ken Neeser	Sauk Rapids	1997
Coroner	Clifford D. Stiles, M.D.	Foley	1999
Assessor	Richard Peterson	Foley	A
Clerk of Court	Timothy Roberts	Sartell	A
Engineer	Roger Diesen	Sauk Rapids	A
Social Services Director	Timothy Martin	Sauk Rapids	A



Judith Pattison  
Auditor



Cindy Nelson  
Treasurer



Gloria Arndt  
Recorder



Joe Berning  
Sheriff

**BIG STONE COUNTY (6) — Courthouse: 20 S.E. 2nd St., Ortonville  
56278 — (612) 839-2525**

Established February 20, 1862  
Congressional District 2  
Legislative District 13A, 13B

1990 Population 6,285  
Judicial District 8

Land Area 316,501.23 acres  
Development Region 6W  
Board meets 1st T., 3rd T.

Office	Name	Post Office	Term Expires
Auditor	Judith Pattison	Ortonville	1999
Treasurer	Cindy Nelson	Ortonville	1999
Recorder	Gloria Arndt	Ortonville	1999
Sheriff	Joe Berning	Ortonville	1999
Attorney	Bill Watson	Ortonville	1999
Commissioner District 1	Richard Lane	Graceville	1997
Commissioner District 2	Jeanne Krueger	Beardsley	1999
Commissioner District 3	Dave Torgerson	Clinton	1997
Commissioner District 4	Elwood Throndrud	Ortonville	1999
Commissioner District 5	Arlen LaCombe	Ortonville	1997
Assessor	Lila Benson	Ortonville	A
Coroner	Robert S. Ross, M.D.	Ortonville	A
Court Administrator	Diana Sheilstad	Ortonville	A
Engineer	Jim Skonhovd	Ortonville	A
Family Service Director	Dan Hanratty	Ortonville	A



Patty O'Connor  
Elections/License  
Center Director



Jerome Books  
Finance Director



Jerry Kallheim  
Land Records  
Director



Brad Peterson  
Sheriff

**BLUE EARTH COUNTY (7) — Courthouse: 204 S. 5th St., Mankato  
— (507) 389-8100 Mailing address: P. O. Box 8608, 56001-8608**

Established March 5, 1853  
Congressional District 1  
Legislative District 23B, 24A, 24B, 26A, 26B

1990 Population 54,044  
Judicial District 5

Land Area 764 sq. miles  
Board meets each T.

Office	Name	Post Office	Term Expires
Sheriff	Brad Peterson	Lake Crystal	1999
Attorney	Ross Arneson	Mankato	1999
Commissioner District 1	Colleen Landkamer	Mankato	1999
Commissioner District 2	Leon Tacheny	Mankato	1999
Commissioner District 3	Linley A. Barnes	Mankato	1997
Commissioner District 4	Keith W. Stoltzman	Amboy	1999
Commissioner District 5	Alvis More	Pemberton	1997
County Administrator	David Twa	Mankato	A
Court Administrator	Dave Carlson	North Mankato	A
Elections/License Center Director	Patty O'Connor	Mankato	A
Engineer	Al Forsberg	Mankato	A
Finance Director	Jerome Books	Mankato	A
Land Records Director/Assessor	Jerry Kallheim	Mankato	A



Marlin Helget  
Auditor/Treasurer



Tom Weilage  
Recorder

**BROWN COUNTY (8) — Courthouse: Courthouse Sq., New Ulm —  
(507) 359-7900 Mailing address: P.O. Box 248, 56073**

Established February 20, 1855  
Congressional District 2  
Legislative District 22B, 23A, 23B

1990 Population 26,984  
Judicial District 5

Land Area 610 sq. miles  
Board meets 1st, 3rd, 4th T.

Office	Name	Post Office	Term Expires
Auditor/Treasurer	Marlin Helget	New Ulm	1999
Recorder	Tom Weilage	New Ulm	1999
Sheriff	Larry Pederson	New Ulm	1999
Attorney	James R. Olson	New Ulm	1999
Commissioner District 1	Martin Steffel	New Ulm	1997
Commissioner District 2	Charles Griebel	New Ulm	1999
Commissioner District 3	Charles Guggisberg	New Ulm	1997
Commissioner District 4	Andrew Lochner	Sleepy Eye	1999
Commissioner District 5	Alphonse Mathiowetz	Comfrey	1999
Assessor	Judith Friesen	Madelia	1999
Coroner	C. M. Galvin, M.D.	Sleepy Eye	A
County Administrator	Jerome Bentz	New Ulm	A
Court Administrator	Judith Besemer	New Ulm	A
Engineer	Clifford Hill	New Ulm	A
Family Service Director	Tom Henderson	New Ulm	A
Public Health Nurse	Anita Hoffmann	New Ulm	A
Veterans Service Officer	Walt Siegmann	New Ulm	A





Karen E. Stark  
Recorder

**CARLTON COUNTY (9) — Courthouse: 301 Walnut Ave., Carlton 55718 — (218) 384-4281**

Established May 23, 1857  
Congressional District 8  
Legislative District 8A, 8B

1990 Population 29,259  
Judicial District 6

Land Area 550,093.43 acres  
Board meets 2nd, T., 4th M.

Office	Name	Post Office	Term Expires
Auditor/Treasurer	Paul G. Gassert	Cloquet	1999
Recorder	Karen E. Stark	Esko	1999
Sheriff	David Seboe	Wright	1999
Attorney	Marvin E. Ketola	Cloquet	1999
Commissioner District 1	Richard Brenner	Cloquet	1997
Commissioner District 2	Patty Murto	Esko	1999
Commissioner District 3	Mel Tan	Cloquet	1997
Commissioner District 4	Gordon Aanerud	Carlton	1999
Commissioner District 5	Ted Pihlman	Moose Lake	1997
Coroner	Ricard Puumala, M.D.	Cloquet	1999
Assessor	Richard O. Witanen	Esko	A
Court Administrator	Bruce Ahlgren	Cloquet	A
Engineer	Wayne Olson	Carlton	A
Human Services Director	Bill Pinsonnault	Cloquet	A



Mark B. Lundgren  
Auditor



Donald F. Dahlke  
Treasurer



Carl W. Hanson Jr.  
Recorder



Al Wallin  
Sheriff

**CARVER COUNTY (10) — Courthouse: 600 E. 4th St., Chaska 55318 — (612) 361-1500**

Established February 20, 1855  
Congressional District 3  
Legislative District 20B, 35A, 43A

1990 Population 47,915  
Judicial District 1

Land Area 226,810.68 acres  
Board meets every Tuesday

Office	Name	Post Office	Term Expires
Auditor	Mark B. Lundgren	Chaska	1995
Treasurer	Donald F. Dahlke	Carver	1995
Recorder	Carl W. (Kelly) Hanson Jr.	Victoria	1995
Sheriff	Al Wallin	Chaska	1995
Attorney	Michael A. Fahey	Carver	1995
Commissioner District 1	Ursula Dimler	Chanhassen	1997
Commissioner District 2	James Hoese	Mayer	1997
Commissioner District 3	Earl F. Gnan	Norwood	1997
Commissioner District 4	Tracy D. Swanson	Chaska	1995
Commissioner District 5	John Siegfried	Chaska	1995
Administrator	Richard J. Stolz	Waconia	A
Assessor	Orlin Schafer	Chaska	A
Community Social Services	Gary Bork	Eden Prairie	A
Court Administrator	Greg Ess	Chaska	A
Engineer	Roger Gustafson	Chaska	A



Sharon Anderson  
Auditor



Marge Daniels  
Treasurer



Claudine Kaylor  
Recorder



Jim Dowson  
Sheriff



Earl Maus  
Attorney


**CASS COUNTY (11) — Courthouse: 4th St. and Minnesota Ave.,  
Walker 56484 — (218) 547-3300**

Established September 1, 1851  
Congressional District 8  
Legislative District 4B, 12B

1990 Population 21,791  
Judicial District 9

Land Area 2,380 sq. miles  
Board meets 1st, 3rd, T.

Office	Name	Post Office	Term Expires
Auditor	Sharon Anderson	Walker	1999
Treasurer	Marge Daniels	Walker	1999
Recorder	Claudine "Connie" Kaylor	Walker	1999
Sheriff	Jim Dowson	Walker	1999
Attorney	Earl Maus	Walker	1999
Commissioner District 1	John Stranne	Staples	1999
Commissioner District 2	Jim Demgen	Brainerd	1997
Commissioner District 3	Glenn Witham	Longville	1999
Commissioner District 4	Erwin Ostlund	Walker	1997
Commissioner District 5	Virgil Foster	Cass Lake	1999
Assessor	Steve Kuha	Walker	A
Engineer	Jim Worcester	Walker	A
Medical Examiner	Richard D. Rottschafer	Brainerd	A
Social Services Director	John Fjelstul	Walker	A



Jon Clauson  
Auditor/Treasurer



Gail Erickson  
Recorder



Mike Dann  
Sheriff



David M. Gilbertson  
Attorney

**CHIPPEWA COUNTY (12) — Courthouse: 629 N. 11th St.,  
Montevideo 56265 — (612) 269-7447**

Established February 20, 1862  
Congressional District 2  
Legislative District 13B, 15B

1990 Population 13,228  
Judicial District 8

Land Area 370,269.83 acres  
Board meets 1st, 3rd W

Office	Name	Post Office	Term Expires
Auditor/Treasurer	Jon Clauson	Montevideo	1999
Recorder	Gail Erickson	Montevideo	1999
Sheriff	Mike Dann	Montevideo	1999
Attorney	David M. Gilbertson	Montevideo	1999
Commissioner District 1	Kenneth F. Koenen	Maynard	1997
Commissioner District 2	Orville Meints	Clara City	1997
Commissioner District 3	Mark Dahl	Montevideo	1999
Commissioner District 4	Jim Dahlvang	Montevideo	1997
Commissioner District 5	Gene Van Binsbergen	Montevideo	1999
Coroner	Thomas G. Birkey, M.D.	Montevideo	1999
Assessor	Carol Koenen	Montevideo	A
Court Administrator	Cliff Toov	Montevideo	A
Engineer	Elroy Dragsten	Montevideo	A
Family Service Director	Kevin Coler	Montevideo	A



Dennis J. Freed  
Auditor



Lee Olson  
Treasurer



Eleanor Trippler  
Recorder

**CHISAGO COUNTY (13) — Government Center: 313 N. Main St.,  
Center City 55012 — (612) 257-1300**

Established September 1, 1851  
Congressional District 8  
Legislative District 18A, 18B

1990 Population 30,521  
Judicial District 10

Land Area 419 sq. miles  
Board meets each Th. except 5th.

Office	Name	Post Office	Term Expires
Auditor	Dennis J. Freed	Center City	1999
Treasurer	Lee Olson	Center City	1999
Recorder	Eleanor Trippler	Center City	1999
Sheriff	Randy Schwegman	Center City	1999
Attorney	James T. Reuter	Center City	1999
Commissioner District 1	Bob Anderson	Taylors Falls	1997
Commissioner District 2	Bob Vande Kamp	North Branch	1999
Commissioner District 3	Bob Gustafson	Chisago City	1997
Commissioner District 4	Curtis Lendt	Wyoming	1999
Commissioner District 5	Dale Miller	Harris	1997
Assessor	David Wm. Johnson	Center City	A
County Administrator	James Thoreen	Center City	A
Court Administrator	Kathleen Karnowski	Center City	A
Engineer	Rodney Webster	Center City	A
Welfare Director	Gerald Huber	Center City	A
Zoning Administrator	Marion HeemBergen	Center City	A



Pauline E. Sarbaum  
Auditor



Betty J. Swetland  
Treasurer



J. Bonnie Rehder  
Recorder

**CLAY COUNTY (14) — Courthouse: 807 N. 11th St., Moorhead —  
(218) 299-5006 Mailing address: P.O. Box 280, 56560**

**Fax: (218) 299-5195**

Established March 8, 1862  
Congressional District 7  
Legislative District 2A, 9A, 9B

1990 Population 50,422  
Judicial District 7

Land Area 683,198 acres  
Board meets 1st, 2nd T.

Office	Name	Post Office	Term Expires
Auditor	Pauline E. Sarbaum	Glyndon	1999
Treasurer	Betty J. Swetland	Moorhead	1999
Recorder	J. Bonnie Rehder	Moorhead	1999
Sheriff	Larry Costello	Dilworth	1999
Attorney	Todd Webb	Moorhead	1999
Commissioner District 1	Diane Meyer	Moorhead	1997
Commissioner District 2	Alan Melby	Hawley	1997
Commissioner District 3	Jon D. Evert	Moorhead	1999
Commissioner District 4	Charles Brantner	Moorhead	1999
Commissioner District 5	Dewey Possehl	Moorhead	1997
Assessor	Loren Johnson	Moorhead	A
County Coordinator	Vijay Sethi	Moorhead	A
Court Administrator	Peter Morin	Moorhead	A
Engineer	Jack Cousins	Moorhead	A
Social Services Director	Dennis Lien	Moorhead	A



Daniel C. Stenseng  
Auditor



Charlene R. Olson  
Treasurer



Marlys Blooflat  
Recorder



Denny Trandem  
Sheriff



Kip Fontaine  
Attorney

**CLEARWATER COUNTY (15) — Courthouse: 213 N. Main Ave.,  
Bagley 56621-8304— (218) 694-6520**

Established December 20, 1902  
Congressional District 7  
Legislative District 2B

1990 Population 8,309  
Judicial District 9

Land Area 640,689.25 acres  
Board meets 2nd T.

Office	Name	Post Office	Term Expires
Auditor	Daniel C. Stenseng	Bagley	1999
Treasurer	Charlene R. Olson	Bagley	1999
Recorder	Marlys Blooflat	Bagley	1999
Sheriff	Denny Trandem	Bagley	1999
Attorney	Kip Fontaine	Bagley	1999
Coroner	Rudd Thabes, M.D.	Bagley	1999
Commissioner District 1	Duane Hayes	Bagley	1999
Commissioner District 2	Dennis Fultz	Bagley	1997
Commissioner District 3	Ken Solberg	Shevlin	1999
Commissioner District 4	Clayton Steenserson	Clearbrook	1997
Commissioner District 5	Julie Gustafson	Gonvick	1999
Assessor	Donald E. Holm	Bagley	A
Clerk of Court	Darlene Gerbracht	Leonard	A
Civil Defense Director	Gayden Stenseng	Bagley	A
Engineer	Lee H. Berget	Bagley	A
Environmental Director	Tim Nelson	Clearbrook	A
Land Commissioner	Garrett Ous	Bagley	A
Social Services Director	Ordean Synsteliem	Bagley	A
Veterans Service Officer	Carol Monfrooe	Bagley	A



Carol Gresczyk  
Auditor/Treasurer



Alice Powell  
Recorder



David Wirt  
Sheriff



William Hennessy  
Attorney

**COOK COUNTY (16) — Courthouse: 411 2nd St., Grand Marais —  
(218) 387-2282 Mailing Address: P.O. Box 1150, 55604-1150**

Established March 9, 1874  
Congressional District 8  
Legislative District 6A

1990 Population 3,868  
Judicial District 6

Land Area 931,756 acres  
Board meets 2nd, 3rd, 4th T.

Office	Name	Post Office	Term Expires
Auditor/Treasurer	Carol Gresczyk	Grand Marais	1999
Recorder	Alice Powell	Grand Marais	1999
Sheriff	David Wirt	Grand Marais	1999
Attorney	William Hennessy	Grand Marais	1999
Commissioner District 1	David Eliason	Grand Marais	1999
Commissioner District 2	Jean Marie Modl	Grand Marais	1997
Commissioner District 3	Gene Erickson	Grand Marais	1999
Commissioner District 4	Wesley Hedstrom	Grand Marais	1997
Commissioner District 5	James Hall	Lutsen	1999
Assessor	Ted Marshon	Grand Marais	A
Court Administrator	Carol M. Eckel	Grand Marais	A
Engineer	Charles Schmit	Grand Marais	A
Social Services Director	Sue Gronemeyer	Grand Marais	A
Solid Waste Office/Planning Dir.	Timothy Kennedy	Grand Marais	A



W. R. Mielke  
Auditor



Jan Johnson  
Treasurer



Mary Ann Anderson  
Recorder

**COTTONWOOD COUNTY (17) — Courthouse: 900 3rd Ave.,  
Windom 56101 — (507) 831-1905 Fax: (507) 831-5669**

Established May 23, 1857 . . . . . 1990 Population 12,694 . . . . . Land Area 407,635.45 acres  
 Congressional District 2 . . . . . Judicial District 5 . . . . . Board meets 1st, 2nd, 4th T.  
 Legislative District 22A, 22B

Office	Name	Post Office	Term Expires
Auditor	W. R. Mielke	Windom	1999
Treasurer	Jan Johnson	Windom	1999
Recorder	Mary Ann Anderson	Windom	1999
Sheriff	Glen R. Ward	Windom	1999
Attorney	L. Douglas Storey	Windom	1999
Commissioner District 1	Wendy Meyer	Heron Lake	1997
Commissioner District 2	Marlowe "Red" Nelsen	Westbrook	1999
Commissioner District 3	Marvin A. Einertson	Windom	1997
Commissioner District 4	Kenneth Elg	Comfrey	1997
Commissioner District 5	John W. Oeltjenbruns	Mountain Lake	1999
Assessor	Farley Grunig	Windom	A
Court Administrator	Verna Jans	Windom	A
Engineer	Marlin Larson	Windom	A
Human Services Director	Keith Madson	Storden	A
Solid Waste Officer	Mike Kirchmeier	Windom	A



Roy A. Luukkonen  
Auditor



Lauren Borden  
Treasurer



Kathy Ludenia  
Recorder



Donald F. Ryan  
Attorney

**CROW WING COUNTY (18) — Courthouse: 326 Laurel St.,  
Brainerd 56401 — (218) 828-3970**

Established May 23, 1857 . . . . . 1990 Population 44,249 . . . . . Land Area 649,083.37 acres  
 Congressional District 8 . . . . . Judicial District 9 . . . . . Board meets 1st, 2nd and last T.  
 Legislative District 12A, 12B

Office	Name	Post Office	Term Expires
Auditor	Roy A. Luukkonen	Brainerd	1999
Treasurer	Lauren (Laurie) Borden	Merrifield	1999
Recorder	Kathy Ludenia	Brainerd	1999
Sheriff	Dick Ross	Brainerd	1999
Attorney	Donald F. Ryan	Brainerd	1999
Commissioner District 1	Art Wagner	Brainerd	1997
Commissioner District 2	Paul M. Thiede	Pequot Lakes	1999
Commissioner District 3	Mary Koep	Brainerd	1997
Commissioner District 4	Gilbert B. Dewes	Brainerd	1999
Commissioner District 5	John B. (Jinx) Ferrari	Crosby	1997
Coroner	Richard R. Rottschafer, M.D.	Merrifield	1999
Court Administrator	Darrell Paske	Brainerd	A
Engineer	Duane Blanck	Brainerd	A
Social Service Director	Dennis Johnson	Brainerd	A



Thomas V. Novak  
Auditor/Treasurer



James N. Dolan  
Recorder/Registrar



Don Gudmundson  
Sheriff

**DAKOTA COUNTY (19) — Government Center: 1590 W. Hwy. 55, Hastings 55033 — (612) 437-3191**

Established October 27, 1849 . . . . . 1990 Population 275,227 . . . . . Land Area 365,190.78 acres  
 Congressional District 1, 3, 4 & 6 . . . . . Judicial District 1 . . . . . Board meets every other T.  
 Legislative District 25A, 29A, 36A, 36B, 37A, 37B, 38A, 38B, 39A, 39B and 41B

Office	Name	Post Office	Term Expires
Auditor/Treasurer . . . . .	Thomas V. Novak . . . . .	Hastings . . . . .	1999
Sheriff . . . . .	Don Gudmundson . . . . .	Lakeville . . . . .	1999
Attorney . . . . .	James C. Backstrom . . . . .	Inver Grove Heights . . . . .	1999
Commissioner District 1 . . . . .	Joseph A. Harris . . . . .	Hastings . . . . .	1997
Commissioner District 2 . . . . .	Donald J. Maher . . . . .	South St. Paul . . . . .	1999
Commissioner District 3 . . . . .	Patrice Bataglia . . . . .	Mendota Heights . . . . .	1997
Commissioner District 4 . . . . .	James Mueller . . . . .	Inver Grove Heights . . . . .	1999
Commissioner District 5 . . . . .	Michael E. Turner . . . . .	Burnsville . . . . .	1997
Commissioner District 6 . . . . .	Paul J. Krause . . . . .	Lakeville . . . . .	1999
Commissioner District 7 . . . . .	Steven G. Loeding . . . . .	Rosemount . . . . .	1997
Administrator . . . . .	Brandt Richardson . . . . .	Hastings . . . . .	A
Recorder/Registrar of Titles . . . . .	James N. Dolan . . . . .	South St. Paul . . . . .	A



Scott S. Umsted  
Auditor



Janet Tripp  
Treasurer



Sue Alberts  
Recorder



William Weber  
Sheriff



Paul Kiltinen  
Attorney

**DODGE COUNTY (20) — Courthouse: 22 6th St. E., Mantorville — (507) 635-6230 Mailing address: P. O. Box 38, 55955**

Established February 20, 1855 . . . . . 1990 Population 15,731 . . . . . Land Area 432 sq. miles  
 Congressional District 1 . . . . . Judicial District 3 . . . . . Board meets 1st, 2nd, 4th T.  
 Legislative District 28B, 31A

Office	Name	Post Office	Term Expires
Auditor . . . . .	Scott Umsted . . . . .	Mantorville . . . . .	1999
Treasurer . . . . .	Janet Tripp . . . . .	Mantorville . . . . .	1999
Recorder . . . . .	Sue Alberts . . . . .	Mantorville . . . . .	1999
Sheriff . . . . .	William Weber . . . . .	Mantorville . . . . .	1999
Attorney . . . . .	Paul Kiltinen . . . . .	Mantorville . . . . .	1999
Commissioner District 1 . . . . .	Klaus Alberts . . . . .	Kasson . . . . .	1999
Commissioner District 2 . . . . .	Harold Wilke . . . . .	Kasson . . . . .	1997
Commissioner District 3 . . . . .	Ted Tendick . . . . .	Hayfield . . . . .	1997
Commissioner District 4 . . . . .	Don Gray . . . . .	Claremont . . . . .	1999
Commissioner District 5 . . . . .	Dave Hanson . . . . .	Dodge Center . . . . .	1999
Assessor . . . . .	David Meeks . . . . .	Mantorville . . . . .	A
Coordinator . . . . .	Curt Kephart . . . . .	Mantorville . . . . .	A
Court Administrator . . . . .	Annette Hodge . . . . .	Mantorville . . . . .	A
Engineer . . . . .	John (Jack) Dolan . . . . .	Dodge Center . . . . .	A
Social Service Director . . . . .	Brian Hartung . . . . .	Mantorville . . . . .	A



Harvey Tewes  
Auditor



Joyce Wieberdink  
Treasurer



Darlene Chermak  
Recorder

**DOUGLAS COUNTY (21) — Courthouse: 305 8th Ave W.,  
Alexandria 56308 — (612) 762-2381**

Established March 8, 1858 . . . . . 1990 Population 28,674 . . . . . Land Area 722 sq. miles  
 Congressional District 7 . . . . . Judicial District 7 . . . . . Board meets 2nd, 4th W.  
 Legislative District 10A, 10B, 11B, 13A

Office	Name	Post Office	Term Expires
Auditor	Harvey Tewes	Alexandria	1999
Treasurer	Joyce Wieberdink	Alexandria	1999
Recorder	Darlene Chermak	Alexandria	1999
Sheriff	Bill Ingebrigtsen	Alexandria	1999
Attorney	Ann Carrott	Alexandria	1999
Commissioner District 1	Roland Kronberg	Evansville	1997
Commissioner District 2	Jack Reznecneck	Alexandria	1999
Commissioner District 3	Bev Bales	Carlos	1997
Commissioner District 4	Bill Collins	Alexandria	1999
Commissioner District 5	Paul C. Anderson	Alexandria	1997
Assessor	A. Keith Albertsen	Alexandria	A
Court Administrator	Phyllis Haarstad	Alexandria	A
Engineer	Ernest L. Olson	Alexandria	A
Medical Examiner	Mark Spanbauer, M.D.	Alexandria	A
Welfare Director	Mike Marxen	Alexandria	A



John L. Thompson  
Auditor



Nancy Huff  
Recorder

**FARIBAULT COUNTY (22) — Courthouse: 415 N. Main, Blue Earth  
— (507) 526-6211 Mailing address: P. O. Box 130, 56013**

Established February 20, 1855 . . . . . 1990 Population 16,937 . . . . . Land Area 454,723.87 acres  
 Congressional District 1 . . . . . Judicial District 5 . . . . . Board meets 1st, 2nd & 3rd T.  
 Legislative District 26B

Office	Name	Post Office	Term Expires
Auditor	John L. Thompson	Blue Earth	1999
Treasurer	David E. Frank	Blue Earth	1999
Recorder	Nancy Huff	Blue Earth	1999
Sheriff	Scott Campbell	Blue Earth	1999
Attorney	Joel Welder	Blue Earth	1999
Commissioner District 1	Donald Ziegler	Elmore	1997
Commissioner District 2	Loren Lein	Blue Earth	1999
Commissioner District 3	Jerald Niebuhr	Wells	1997
Commissioner District 4	Ralph Prescher	Delavan	1999
Commissioner District 5	Gordon Benson	Kiester	1997
Assessor	Dean Moller	Blue Earth	A
Court Administrator	Wilbur Bierly	Blue Earth	A
County Coordinator	Nan Crary	Blue Earth	A
Engineer	Greg Isakson	Fairmont	A



Angela D. Burrs  
Auditor



Philip Burkholder  
Treasurer



Richard Mensink  
Recorder

**FILLMORE COUNTY (23) — Courthouse: 101 Fillmore St., Preston  
55965 — (507) 765-2144**

Established March 5, 1853 . . . . . 1990 Population 20,777 . . . . . Land Area 864 sq. miles  
 Congressional District 1 . . . . . Judicial District 3 . . . . . Board meets T.  
 Legislative District 31B, 32B

Office	Name	Post Office	Term Expires
Auditor	Angela D. Burrs	Whalan	1999
Treasurer	Philip Burkholder	Harmony	1999
Recorder	Richard Mensink	Preston	1999
Sheriff	James Connolly	Spring Valley	1999
Attorney	Robert Benson	Preston	1999
Commissioner District 1	Donald Boyum	Peterson	1997
Commissioner District 2	Helen Bicknese	Fountain	1999
Commissioner District 3	Gary Peterson	Spring Valley	1997
Commissioner District 4	Robert Thompson	Lanesboro	1999
Commissioner District 5	Robert Underbakke	Canton	1997
Assessor	VACANT		A
Court Administrator	James Atwood	Preston	A
Engineer	Eugene Ullring	Preston	A
Medical Examiner	Dr. R. L. Sauer	Preston	A
Policy Coordinator	Karen Brown	Preston	A
Social Services Director	Thomas Boyd	Spring Valley	A
Surveyor	David Knutson	Preston	A



Dennis A. Distad  
Auditor/Treasurer



Linda K. Tuttle  
Recorder

**FREEBORN COUNTY (24) — Courthouse: 411 S. Broadway,  
Albert Lea 56007-1147 — (507) 377-5121**

Established February 20, 1855 . . . . . 1990 Population 33,060 . . . . . Land Area 449,241.70 acres  
 Congressional District 1 . . . . . Judicial District 3 . . . . . Board meets 1st, 3rd T.  
 Legislative District 27A

Office	Name	Post Office	Term Expires
Auditor/Treasurer	Dennis A. Distad	Albert Lea	1999
Recorder	Linda K. Tuttle	Albert Lea	1999
Sheriff	Donald "Don" Nolander, Jr.	Albert Lea	1999
Attorney	Craig S. Nelson	Albert Lea	1999
Commissioner District 1	Brian Jordahl	Hartland	1997
Commissioner District 2	George F. Hajek	Glenville	1999
Commissioner District 3	Keith A. Porter	Albert Lea	1997
Commissioner District 4	Diane L. Landaas	Albert Lea	1999
Commissioner District 5	Bob Berthelson	Albert Lea	1997
Administrator	Eugene C. Smith	Albert Lea	A
Assessor	Dennis A. Distad	Albert Lea	A
Clerk of Court	Charles Kjos	Albert Lea	A
Planning Administrator	Michael N. Klukow	Albert Lea	A
Social Services Director	Darryl Meyer	Albert Lea	A
Veterans Service Officer	Jon Rhiger	Albert Lea	A





Jeff C. Cole  
Auditor/Treasurer



Forest Wippering  
Sheriff

**GOODHUE COUNTY (25) — Courthouse: West Ave. & 5th Street,  
Red Wing —(612) 385-3000 Mailing Address: P.O. Box 408,  
55066-0408**

Established March 5, 1853. . . . . 1990 Population 40,690. . . . . Land Area 766 sq. miles  
Congressional District 1, 3 . . . . . Judicial District 1 . . . . . Board meets 1st, 3rd T.  
Legislative District 28B, 29A, 29B, 37A

Office	Name	Post Office	Term Expires
Auditor/Treasurer . . . . .	Jeff C. Cole . . . . .	Red Wing . . . . .	1999
Recorder . . . . .	Craig A. Anderson . . . . .	Red Wing . . . . .	1999
Sheriff . . . . .	Forest Wippering . . . . .	Red Wing . . . . .	1999
Attorney . . . . .	Gary Fridell . . . . .	Red Wing . . . . .	1999
Commissioner District 1 . . . . .	Richard E. Mallan . . . . .	Red Wing . . . . .	1997
Commissioner District 2 . . . . .	Richard Samuelson . . . . .	Cannon Falls. . . . .	1999
Commissioner District 3 . . . . .	Robert Noah . . . . .	Kenyon . . . . .	1997
Commissioner District 4 . . . . .	Marlin Benrud . . . . .	Goodhue . . . . .	1999
Commissioner District 5 . . . . .	Dean Massett . . . . .	Red Wing . . . . .	1997
Administrator . . . . .	Steve Bloom . . . . .	Red Wing . . . . .	A
Assessor . . . . .	Brad Johnson . . . . .	Red Wing . . . . .	A
Court Administrator . . . . .	Lawrence H. Peterson . . . . .	Red Wing . . . . .	A
Engineer . . . . .	Greg Paulson . . . . .	Red Wing . . . . .	A
Medical Examiner. . . . .	Donn Leaf, M.D. . . . .	Red Wing . . . . .	A



Patricia Shearer  
Auditor



Patricia Soberg  
Treasurer



Dwight Walvatne  
Sheriff

**GRANT COUNTY (26) — Courthouse: 10 2nd St. N.E., Elbow Lake  
56531-4300 — (218) 685-4520; FAX: (218) 685-4521**

Established March 6, 1868. . . . . 1990 Population 6,246. . . . . Land Area 356,000 acres  
Congressional District 7 . . . . . Judicial District 8 . . . . . Board meets 1st W., next to last W.  
Legislative District 13A

Office	Name	Post Office	Term Expires
Auditor . . . . .	Patricia (Pat) Shearer. . . . .	Elbow Lake . . . . .	1999
Treasurer . . . . .	Patricia (Pat) Soberg . . . . .	Elbow Lake . . . . .	1999
Recorder . . . . .	LeRoy E. Larson . . . . .	Elbow Lake . . . . .	1999
Sheriff . . . . .	Dwight Walvatne . . . . .	Ashby . . . . .	1999
Attorney . . . . .	Lyndon Kratochwill . . . . .	Elbow Lake . . . . .	1999
Commissioner District 1 . . . . .	Vernell Wagner . . . . .	Herman . . . . .	1997
Commissioner District 2 . . . . .	Lyle Alvstad . . . . .	Ashby . . . . .	1999
Commissioner District 3 . . . . .	Jennes Swenson . . . . .	Hoffman . . . . .	1997
Commissioner District 4 . . . . .	Richard S. Kastner . . . . .	Elbow Lake . . . . .	1999
Commissioner District 5 . . . . .	Charles Foss . . . . .	Elbow Lake . . . . .	1997
Social Services Director. . . . .	Joyce Pesch. . . . .	Elbow Lake . . . . .	A



Patrick O'Connor  
Auditor/Treasurer



R. Dan Carlson  
Recorder



Patrick D. McGowan  
Sheriff



Michael Freeman  
Attorney

**HENNEPIN COUNTY (27) — Government Center: 300 S. 6th St.,  
Minneapolis 55487 — (612) 348-3000**

Established March 6, 1852 . . . . . 1990 Population 1,032,43 . . . . . Land Area 354,225.47 acres  
 Congressional District 2, 3, 4, 5 . . . . . Judicial District 4 . . . . . Board meets every other T.  
 Legislative District 33A, 33B, 34A, 34B, 40A, 40B, 41A, 41B, 42A, 42B, 43A, 43B, 44A, 44B, 45A, 45B, 46A,  
 46B, 47A, 47B, 48A, 54A, 58A, 58B, 59A, 59B, 60A, 60B, 61A, 61B, 62A, 62B, 63A, 63B

Office	Name	Post Office	Term Expires
Auditor/Treasurer	Patrick H. O'Connor	Minneapolis	A
Recorder	R. Dan Carlson	Minneapolis	A
Sheriff	Patrick D. McGowan	Minneapolis	1999
Attorney	Michael O. Freeman	Minneapolis	1999
Commissioner District 1	Michael J. Opat	Minneapolis	1997
Commissioner District 2	Sandra Hilary	Minneapolis	1997
Commissioner District 3	Mark Andrew	Minneapolis	1997
Commissioner District 4	Peter McLaughlin	Minneapolis	1997
Commissioner District 5	Randy Johnson	Minneapolis	1999
Commissioner District 6	Mary Tambornino	Minneapolis	1999
Commissioner District 7	Penny Steele	Minneapolis	1999
Assessments Director	Donald F. Monk	Minneapolis	A
County Administrator	James M. Bourey	Minneapolis	A
Court Administrator	Jack M. Provo	Minneapolis	A
Engineer	Vern Genzlinger	Minneapolis	A
Medical Examiner	Garry F. Peterson, M.D.	Minneapolis	A
Surveyor	Gary F. Caswell	Minneapolis	A



A. Peter Johnson  
Auditor



Audrey M. Petersen  
Treasurer



Daryl A. Tessmer  
Recorder



Michael C. Lee  
Sheriff



James A. Fabian  
Attorney

**HOUSTON COUNTY (28) — Courthouse: 304 S. Marshall,  
Caledonia 55921 — (507) 724-5803**

Established February 23, 1854 . . . . . 1990 Population 18,497 . . . . . Land Area 361,000 acres  
 Congressional District 1 . . . . . Judicial District 3 . . . . . Board meets each T.  
 Legislative District 32B

Office	Name	Post Office	Term Expires
Auditor	A. Peter Johnson	Caledonia	1999
Treasurer	Audrey M. Petersen	Caledonia	1999
Recorder	Daryl A. Tessmer	Caledonia	1999
Sheriff	Michael C. Lee	Caledonia	1999
Attorney	James A. Fabian	Caledonia	1999
Commissioner District 1	Larry E. Graf	LaCrescent	1997
Commissioner District 2	Kevin T. Kelleher	Houston	1999
Commissioner District 3	Ann M. Thompson	Caledonia	1997
Commissioner District 4	David Corcoran	Hokah	1999
Commissioner District 5	Nels Gulbranson	Spring Grove	1997
Coroner	Philip H. Utz, M.D.	LaCrescent	1999
Assessor	Sondra Plager	Caledonia	A
County Surveyor	Richard Walter	Caledonia	A
Court Administrator	Darlene L. Larson	Caledonia	A
Engineer	Gary E. Bruggeman	Caledonia	A
Social Service Director	Harold Thompson	Caledonia	A



Pam Heeren  
Auditor



Karen Sells  
Treasurer



Kathy Rossi  
Recorder

**HUBBARD COUNTY (29) — Courthouse: 3rd and Court Sts.,  
Park Rapids 56470 — (218) 732-3196**

Established February 26, 1883      1990 Population 14,939      Land Area 596,829.23 acres  
 Congressional District 7      Judicial District 9      Board meets 1st, 3rd W.  
 Legislative District 4A, 4B

Office	Name	Post Office	Term Expires
Auditor	Pam Heeren	Park Rapids	1999
Treasurer	Karen Sells	Park Rapids	1999
Recorder	Kathy Rossi	Park Rapids	1999
Sheriff	Larry Johnson	Park Rapids	1999
Attorney	Gregory D. Larson	Park Rapids	1999
Commissioner District 1	E. P. "Ed" DeLaHunt Sr.	Park Rapids	1999
Commissioner District 2	Richard L. Thoreson	Park Rapids	1997
Commissioner District 3	Floyd Frank	Park Rapids	1999
Commissioner District 4	Lyle Robinson	Benedict	1997
Commissioner District 5	Cynthia Dudley	Bemidji	1999
Assessor	O'Dean Hokanson	Park Rapids	A
Coroner	John Fredell, M.D.	Park Rapids	1999
County Administrator	Patrick Leadens	Park Rapids	A
Court Administrator	LuAnn Bolton	Nevis	A
Engineer	David Olsonawski	Park Rapids	A
Social Service Director	Daryl Bessler	Lake George	A




Terry F. Treichel  
Auditor



Lyle Myren  
Treasurer



Karen D. Anderson  
Recorder



Larry Southerland  
Sheriff



Jeffrey R. Edblad  
Attorney

**ISANTI COUNTY (30) — Courthouse: 237 S.W. 2nd Ave.,  
Cambridge 55008 — (612) 689-1644**

Established February 13, 1857      1990 Population 25,921      Land Area 293,024 acres  
 Congressional District 8      Judicial District 10      Board meets 1st & 3rd W.  
 Legislative District 18A

Office	Name	Post Office	Term Expires
Auditor	Terry F. Treichel	Cambridge	1999
Treasurer	Lyle Myren	Cambridge	1999
Recorder	Karen D. Anderson	Cambridge	1999
Sheriff	Larry Southerland	Cambridge	1999
Attorney	Jeffrey R. Edblad	Cambridge	1999
Coroner	Donald Deye, M.D.	Cambridge	1999
Commissioner District 1	George Larson	Cambridge	1999
Commissioner District 2	Wallace Bengtson	Braham	1997
Commissioner District 3	Frank Weisbrod	Cambridge	1997
Commissioner District 4	Lyle Schleif	Zimmerman	1997
Commissioner District 5	Glenn E. Johnson	North Branch	1999
Assessor	Curtis Becker	Cambridge	A
County Coordinator	Robyn Sykes	Cambridge	A
Court Administrator	Sue LaBore	Ham Lake	A
Engineer	Richard Heilman	Cambridge	A
Veterans Service Officer	James I. Rostberg	Cambridge	A
Family Services Director	Ronald D. Mooers	Isanti	A



Robert D. Zuehlke  
Auditor/Treasurer



Larry A. Unger  
Recorder



Pat Medure  
Sheriff



Jack Muhar  
Attorney

**ITASCA COUNTY (31) — Courthouse: 123 4th St. N.E.,  
Grand Rapids 55744 — (218) 327-2860**

Established October 27, 1849 ..... 1990 Population 40,863 ..... Land Area 1,729,322.33 acres  
Congressional District 8 ..... Judicial District 9 ..... Board meets 2nd, 4th T.  
Legislative District 3A, 3B, 4B

Office	Name	Post Office	Term Expires
Auditor/Treasurer	Robert D. Zuehlke	Grand Rapids	1999
Recorder	Larry A. Unger	Grand Rapids	1999
Sheriff	Pat Medure	Grand Rapids	1999
Attorney	Jack Muhar	Grand Rapids	1999
Commissioner District 1	Jay Braford	Deer River	1999
Commissioner District 2	Matthew Huju	Marcell	1997
Commissioner District 3	Leo Trunt	Swan River	1999
Commissioner District 4	Robert Loscheider	Grand Rapids	1997
Commissioner District 5	Robert S. Williams	Nashwauk	1999
Clerk of Court	Beverly Sigrinius	Grand Rapids	A
Coordinator	Robert Olson	Grand Rapids	A
Engineer	G. LeRoy Engstrom	Grand Rapids	A



Luther F. Glaser  
Auditor/Treasurer



Dorothy Doppenburg  
Recorder



Richard Seim  
Sheriff

**JACKSON COUNTY (32) — Courthouse: 413 4th St., Jackson  
56143 — (507) 847-2763; Fax: (507) 847-4718**

Established May 23, 1857 ..... 1990 Population 11,677 ..... Land Area 446,068.36 acres  
Congressional District 2 ..... Judicial District 5 ..... Board meets 2nd, 4th M.  
Legislative District 22A, 22B

Office	Name	Post Office	Term Expires
Auditor/Treasurer	Luther F. Glaser	Lakefield	1999
Recorder	Dorothy Doppenburg	Jackson	1999
Sheriff	Richard Seim	Jackson	1999
Attorney	Mark T. Steffan	Jackson	1999
Commissioner District 1	Craig Rubis	Lakefield	1997
Commissioner District 2	Edward G. Yonker	Bingham Lake	1999
Commissioner District 3	Bruce Hochstein	Lakefield	1997
Commissioner District 4	Gerald Benjamin	Jackson	1999
Commissioner District 5	Robert J. Ferguson	Heron Lake	1997
Assessor	Larry Bahr	Jackson	A
Coroner	Bruce Kocourek	Jackson	A
Court Administrator	David E. Johnson	Jackson	A
Engineer	Gary Stribley	Jackson	A
Human Services Director	Norbert Bruegmann	Jackson	A



Mason Hjelle  
Auditor



Elaine Harrison  
Treasurer



Velma Besser  
Recorder

**KANABEC COUNTY (33) — Courthouse: 18 N. Vine St., Mora 55051  
— (612) 679-1030**

Established March 13, 1858 . . . . . 1990 Population 12,802 . . . . . Land Area 337,535.80 acres  
Congressional District 8 . . . . . Judicial District 10 . . . . . Board meets 2nd, 4th W.  
Legislative District 17A, 18A


Office	Name	Post Office	Term Expires
Auditor	Mason Hjelle	Mora	1999
Treasurer	Elaine Harrison	Mora	1999
Recorder	Velma Besser	Mora	1999
Sherriff	Von Thompson	Mora	1999
Attorney	Norman J. Loren	Mora	1999
Commissioner District 1	Lester Stromberg	Ogilvie	1999
Commissioner District 2	Mel Pearson	Mora	1997
Commissioner District 3	Laird Mork	Mora	1999
Commissioner District 4	Tom Roeschlein	Mora	1997
Commissioner District 5	Ralph Voge	Mora	1999
Assessor	Gregory S. Johnson	Mora	A
Coroner	Randall Bostrom M.D.	Mora	A
County Coordinator	Alan Peterson	Mora	A
Court Administrator	LuAnn Blegen	Mora	A
Engineer	Gregory Nikdoym	Mora	A
Human Services Director	Philip Peterson	Mora	A



Sam Modderman  
Auditor/Treasurer



Julie Gravley  
Recorder



Larry Kleinhuizen  
Sheriff


**KANDIYOHI COUNTY (34) — Courthouse: 505 Becker Ave. S.W.,  
Willmar — (612) 231-6202 Mailing Address: P.O. Box 936,  
56201**

Established March 20, 1858 . . . . . 1990 Population 38,761 . . . . . Land Area 497,292.53 acres  
Congressional District 2 . . . . . Judicial District 8 . . . . . Board meets 1st, 3rd W.  
Legislative District 15A, 15B

Office	Name	Post Office	Term Expires
Auditor/Treasurer	Sam Modderman	Willmar	1999
Recorder	Julie Gravley	Willmar	1999
Sheriff	Larry Kleinhuizen	Willmar	1999
Attorney	Boyd Beccue	Willmar	1999
Commissioner District 1	Howard Christiansen	Willmar	1999
Commissioner District 2	Ken Nielsen	Willmar	1997
Commissioner District 3	Bruce Shuck	Willmar	1999
Commissioner District 4	Dennis E. Peterson	Willmar	1997
Commissioner District 5	Harlan Madsen	Willmar	1999
Assessor	Dave Oeislager	Willmar	A
Coordinator	Wayne Thompson	Willmar	A
Court Administrator	Nola J. Zane	Willmar	A
Engineer	Gary Danielson	Willmar	A
Family Service Director	John Haines	Willmar	A



Marilyn Gustafson  
Auditor



Bob Laude  
Treasurer



Janice Klein  
Recorder



Ray Hunt  
Sheriff



Roger C. Malm  
Attorney

**KITTSON COUNTY (35) — Courthouse: 410 S. 5th St., Hallock —**  
**(218) 843-2655 Mailing address: P. O. Box 848, 56728;**  
**Fax: (218) 843-2020**

Established March 9, 1878 . . . . . 1990 Population 5,767 . . . . . Land Area 700,372.50 acres  
 Congressional District 7 . . . . . Judicial District 9 . . . . . Board meets 1st, 3rd T.  
 Legislative District 1A

Office	Name	Post Office	Term Expires
Auditor	Marilyn Gustafson	Hallock	1999
Treasurer	Bob Laude	Hallock	1999
Recorder	Janice Klein	Hallock	1999
Sheriff	Ray Hunt	Hallock	1999
Attorney	Roger C. Malm	Hallock	1999
Commissioner District 1	Jim Wollin	Karlstad	1997
Commissioner District 2	Charles Lindberg	Kennedy	1997
Commissioner District 3	Joe Bouvette	Hallock	1999
Commissioner District 4	Bev Hewitt	Lancaster	1997
Commissioner District 5	Randy Swenson	Lancaster	1999
Assessor	Marian Paulson	Hallock	A
Court Administrator	Paul Clay	Hallock	A
Engineer	Craig Kvale	Hallock	A
Medical Examiner	Roland Larter	Hallock	A
Welfare Director	John BeauLac	Hallock	A



Joseph A. Gust  
Auditor



Pamela Lagoo  
Recorder

**KOOCHICHING COUNTY (36) — Courthouse: 4th St. & 7th Ave.,**  
**International Falls 56649 — (218) 283-6201**

Established December 19, 1906 . . . . . 1990 Population 16,299 . . . . . Land Area 1,989,188.53 acres  
 Congressional District 8 . . . . . Judicial District 9 . . . . . Board meets 1st, 3rd T.  
 Legislative District 3A, 6A

Office	Name	Post Office	Term Expires
Auditor	Joseph A. Gust	International Falls	1999
Treasurer	Aaron Carew	International Falls	1999
Recorder	Pamela Lagoo	International Falls	1999
Sheriff	William Elliott	International Falls	1999
Attorney	David C. Johnson	International Falls	1999
Commissioner District 1	Wade Pavleck	International Falls	1999
Commissioner District 2	Gary Bowman	International Falls	1999
Commissioner District 3	Larry Chezick	International Falls	1997
Commissioner District 4	Charles Lepper	International Falls	1997
Commissioner District 5	Joel Maggert	Northome	1997
Assessor	James Kaistad	International Falls	A
Clerk of Court	Terrance Carew	International Falls	A
Community Services Director	Larry Bernhardt	International Falls	A
County Coordinator	Teresa Jaks	International Falls	A
Engineer	Douglas Grindall	International Falls	A
Medical Examiner	James Berlin	International Falls	A



Stanton L. Bjorgan  
Auditor



Marlene Johnson  
Treasurer



Janine Bornhorst  
Recorder

**LAC QUI PARLE COUNTY (37) — Courthouse: 600 6th. St.,  
Madison 56256 — (612) 598-7444**

Established March 6, 1871 . . . . . 1990 Population 8,924 . . . . . Land Area 770 sq. miles  
 Congressional District 2 . . . . . Judicial District 8 . . . . . Board meets 1st T., 3rd Th.  
 Legislative District 13B

Office	Name	Post Office	Term Expires
Auditor	Stantan L. Bjorgan	Louisburg	1999
Treasurer	Marlene Johnson	Madison	1999
Recorder	Janine Bornhorst	Madison	1999
Sheriff	Graylen Carlson	Madison	1999
Attorney	Roger Swenson	Madison	1999
Commissioner District 1	Arvid Gollnick	Madison	1997
Commissioner District 2	Albert Hoffman	Bellingham	1999
Commissioner District 3	Robert Buer	Madison	1997
Commissioner District 4	Merril Johnson	Dawson	1999
Commissioner District 5	J. LeRoy Jans	Montevideo	1997
Assessor	Lori Schwendemann	Madison	A
Coroner	Ralph Gerbig, M.D.	Dawson	A
Court Administrator	Becky Knutson	Bellingham	A
Engineer	Marlyn Hanson	Madison	A
Veterans Service Officer	Thomas Rademacher	Bellingham	A
Weed Inspector	Thomas Letrud	Louisburg	A



Steven R. McMahon  
Auditor/Treasurer



Erica L. Koski  
Recorder

**LAKE COUNTY (38) — Courthouse: 601 Third Ave., Two Harbors  
55616 — (218) 834-8300**

Established March 1, 1856 . . . . . 1990 Population 10,415 . . . . . Land Area 1,367,808.06 acres  
 Congressional District 8 . . . . . Judicial District 6 . . . . . Board meets 1st Th.  
 Legislative District 6A

Office	Name	Post Office	Term Expires
Auditor/Treasurer	Steven R. McMahon	Two Harbors	1999
Recorder	Erica L. Koski	Two Harbors	1999
Sheriff	J. Andrew Haugan	Two Harbors	1999
Attorney	Bruce L. Anderson	Two Harbors	1999
Commissioner District 1	Lee A. Ramsdell	Silver Bay	1997
Commissioner District 2	Derrick (Rick) Goutermont	Silver Bay	1999
Commissioner District 3	Sharon K. Hahn	Two Harbors	1997
Commissioner District 4	Willard M. Clark	Two Harbors	1999
Commissioner District 5	Stanley A. Nelson, Sr.	Two Harbors	1997
Assessor	Gerald G. Carlson	Two Harbors	A
Court Administrator	Larry J. Saur	Two Harbors	A
Engineer	Alan D. Goodman	Two Harbors	A
Social Services Director	Thomas S. Oswald	Two Harbors	A



Ellen J. Larson  
Auditor



Mark E. Hall  
Treasurer



Sharon Bitter  
Recorder



Robert C. Paulseth  
Sheriff



John R. Krouss  
Attorney

**LAKE OF THE WOODS COUNTY (39) — Courthouse: 206 8th Ave. S.E., Baudette — (218) 634-2836 Mailing Address: P.O. Box 808, 56623**

Established November 22, 1922 . . . . . 1990 Population 4,076 . . . . . Land Area 1,313 sq. miles  
 Congressional District 7 . . . . . Judicial District 9 . . . . . Board meets 2nd & 4th T.  
 Legislative District 1A

Office	Name	Post Office	Term Expires
Auditor . . . . .	Ellen J. Larson . . . . .	Baudette . . . . .	1999
Treasurer . . . . .	Mark E. Hall . . . . .	Baudette . . . . .	1999
Recorder . . . . .	Sharon Bitter . . . . .	Baudette . . . . .	1999
Sheriff . . . . .	Robert C. Paulseth . . . . .	Baudette . . . . .	1999
Attorney . . . . .	John R. Krouss . . . . .	Baudette . . . . .	1999
Commissioner District 1 . . . . .	David C. Swenson . . . . .	Baudette . . . . .	1999
Commissioner District 2 . . . . .	Mable Nordlof . . . . .	Baudette . . . . .	1997
Commissioner District 3 . . . . .	Vernon P. James . . . . .	Baudette . . . . .	1999
Commissioner District 4 . . . . .	Jeri Beckel . . . . .	Baudette . . . . .	1997
Commissioner District 5 . . . . .	Robert Sutherland . . . . .	Roosevelt . . . . .	1997
Assessor . . . . .	Wayne Bendickson . . . . .	Baudette . . . . .	A
Court Administrator . . . . .	Shirley Humeniuk . . . . .	Baudette . . . . .	A
Engineer . . . . .	Walter Leu . . . . .	Baudette . . . . .	A
Planner . . . . .	Gary Lockner . . . . .	Baudette . . . . .	A
Veterans Service Officer . . . . .	Elmer Thompson . . . . .	Williams . . . . .	A



Terry Overn  
Auditor



Joseph M. Boettcher  
Treasurer



David A. Sexe  
Recorder



Pat W. Smith, Jr.  
Sheriff



Don Spartz  
Attorney

**LE SUEUR COUNTY (40) — Courthouse: 88 S. Park Ave., Le Center 56057 — (612) 357-2251**

Established March 5, 1853 . . . . . 1990 Population 23,239 . . . . . Land Area 283,692.68 acres  
 Congressional District 1, 2 . . . . . Judicial District 1 . . . . . Board meets 1st, 2nd, 3rd, 4th T.  
 Legislative District 24B, 25A, 25B, 35A

Office	Name	Post Office	Term Expires
Auditor . . . . .	Terry Overn . . . . .	LeCenter . . . . .	1999
Treasurer . . . . .	Joseph M. Boettcher . . . . .	LeCenter . . . . .	1999
Recorder . . . . .	David A. Sexe . . . . .	LeCenter . . . . .	1999
Sheriff . . . . .	Pat W. Smith, Jr. . . . .	LeCenter . . . . .	1999
Attorney . . . . .	Don Spartz . . . . .	LeCenter . . . . .	1999
Commissioner District 1 . . . . .	Jerome E. Schleis . . . . .	Montgomery . . . . .	1997
Commissioner District 2 . . . . .	Clarence Mager . . . . .	LeCenter . . . . .	1999
Commissioner District 3 . . . . .	Joe Doherty . . . . .	LeSueur . . . . .	1997
Commissioner District 4 . . . . .	Robert Culhane . . . . .	Waterville . . . . .	1999
Commissioner District 5 . . . . .	William Stangler . . . . .	St. Peter . . . . .	1999
Assessor . . . . .	Mike Sheehy . . . . .	LeCenter . . . . .	A
Coroner . . . . .	John Berg, M.D. . . . .	New Prague . . . . .	A
Court Administrator . . . . .	Patrick J. O'Meara . . . . .	LeCenter . . . . .	A
Engineer . . . . .	Greg Ilkka . . . . .	LeCenter . . . . .	A
Human Services Director . . . . .	James Marion . . . . .	LeCenter . . . . .	A





Loretta J. Lundberg  
Recorder



Jack Vizecky  
Sheriff

**LINCOLN COUNTY (41) — Courthouse: 319 N. Rebecca St.,  
Ivanhoe — (507) 694-1529 Mailing Address: P.O. Box 29,  
56142**

Established March 6, 1873. . . . . 1990 Population 6,890 . . . . . Land Area 334,365.00 acres  
 Congressional District 2 . . . . . Judicial District 5 . . . . . Board meets 1st, 3rd T.  
 Legislative District 21B

Office	Name	Post Office	Term Expires
Auditor . . . . .	D. D. Sagmoe . . . . .	Hendricks . . . . .	1999
Treasurer . . . . .	Mark R. Leibfried . . . . .	Ivanhoe . . . . .	1999
Recorder . . . . .	Loretta J. Lundberg . . . . .	Ivanhoe . . . . .	1999
Sheriff . . . . .	Jack Vizecky . . . . .	Ivanhoe . . . . .	1999
Attorney . . . . .	Michael W. Cable . . . . .	Lake Benton . . . . .	1999
Commissioner District 1 . . . . .	Mary Peterson . . . . .	Lake Benton . . . . .	1997
Commissioner District 2 . . . . .	Kenneth H. Toft . . . . .	Tyler . . . . .	1999
Commissioner District 3 . . . . .	Duane Schalek . . . . .	Hendricks . . . . .	1997
Commissioner District 4 . . . . .	Bob Bloch . . . . .	Ivanhoe . . . . .	1999
Commissioner District 5 . . . . .	Carl Hauschild . . . . .	Minneota . . . . .	1997
Assessor . . . . .	Robert Anderson . . . . .	Ivanhoe . . . . .	A
Coroner . . . . .	Richard Mulder . . . . .	Ivanhoe . . . . .	A
Court Administrator . . . . .	Wendy Rost . . . . .	Ivanhoe . . . . .	A
Engineer . . . . .	Luthard "Luke" Hagen . . . . .	Ivanhoe . . . . .	A



Charlotte Sheffield  
Auditor



Liza Zmeskal  
Treasurer



Jeanine M. Barker  
Recorder

**LYON COUNTY (42) — Courthouse: 607 W. Main, Marshall 56258  
— (507) 537-6728**

Established March 6, 1868. . . . . 1990 Population 24,789 . . . . . Land Area 708.6 sq. miles  
 Congressional District 2 . . . . . Judicial District 5 . . . . . Board meets 1st, 3rd T.  
 Legislative District 21A, 21B, 22A

Office	Name	Post Office	Term Expires
Auditor . . . . .	Charlotte Sheffield . . . . .	Russell . . . . .	1999
Treasurer . . . . .	Liza Zmeskal . . . . .	Marshall . . . . .	1999
Recorder . . . . .	Jeanine M. Barker . . . . .	Marshall . . . . .	1999
Sheriff . . . . .	Don Stokke . . . . .	Marshall . . . . .	1999
Attorney . . . . .	Kathryn Keena . . . . .	Marshall . . . . .	1999
Commissioner District 1 . . . . .	Clarence Buysse . . . . .	Minneota . . . . .	1999
Commissioner District 2 . . . . .	Robert Fenske . . . . .	Marshall . . . . .	1999
Commissioner District 3 . . . . .	Gasper Vandelanotte . . . . .	Cottonwood . . . . .	1997
Commissioner District 4 . . . . .	Bill Cole . . . . .	Marshall . . . . .	1997
Commissioner District 5 . . . . .	Mark Goodenow . . . . .	Marshall . . . . .	1997
Assessor . . . . .	Wayne Budde . . . . .	Marshall . . . . .	A
Court Administrator . . . . .	Van Brostrom . . . . .	Marshall . . . . .	A
Engineer . . . . .	David M. Robley . . . . .	Marshall . . . . .	A
Human Services Director . . . . .	Frank Moore . . . . .	Minneota . . . . .	A



Cindy Schultz  
Auditor



Linda J. Radtke  
Treasurer



Carmen Ostlie Mulder  
Recorder



Duane E. Kopesky  
Sheriff



Michael Junge  
Attorney

**MCLEOD COUNTY (43) — Courthouse: 830 11th Ave. E., Glencoe  
55336 — (612) 864-5551**

Established March 1, 1856 . . . . . 1990 Population 32,030 . . . . . Land Area 311,488.63 acres  
 Congressional District 2 . . . . . Judicial District 1 . . . . . Board meets 2nd, 3rd, 4th T.  
 Legislative District 15B, 20A, 20B, 23B

Office	Name	Post Office	Term Expires
Auditor	Cindy Schultz	Glencoe	1999
Treasurer	Linda J. Radtke	Glencoe	1999
Recorder	Carmen Ostlie Mulder	Glencoe	1999
Sheriff	Duane E. Kopesky	Glencoe	1999
Attorney	Michael Junge	Hutchinson	1999
Commissioner District 1	Ray Bayerl	Winsted	1997
Commissioner District 2	Melvin Dose	Glencoe	1999
Commissioner District 3	Eloi A. Hamre	Stewart	1997
Commissioner District 4	Sheldon Nies	Hutchinson	1999
Commissioner District 5	Beverly J. Wangerin	Hutchinson	1997
Assessor	Anthony O. Victorian	Glencoe	A
County Administrator	Joseph Culhane	Arlington	A
Court Administrator	Joan Proehl	Glencoe	A
Engineer	Richard B. Kjonaas	Glencoe	A
Human Services Director	VACANT	Glencoe	A



Frank Thompson  
Auditor

**MAHNOMEN COUNTY (44) — Courthouse: 311 N. Main St.,  
Mahnomen 56557 — (218) 935-5669**

Established December 27, 1906 . . . . . 1990 Population 5,044 . . . . . Land Area 576 sq. miles  
 Congressional District 7 . . . . . Judicial District 9 . . . . . Board meets 2nd T., 3rd W  
 Legislative District 2A, 2B

Office	Name	Post Office	Term Expires
Auditor	Frank Thompson	Mahnomen	1999
Treasurer	Dan Cook	Mahnomen	1999
Recorder	Vernon E. Otto	Mahnomen	1999
Sheriff	Dennis P. Spickard	Mahnomen	1999
Attorney	Gerald S. Paulson	Mahnomen	1999
Commissioner District 1	Barbara Bruggeman	Mahnomen	1997
Commissioner District 2	Jerry Dahl	Bejou	1999
Commissioner District 3	David Siedschlag	Lengby	1997
Commissioner District 4	Nathan Anderson	Mahnomen	1999
Commissioner District 5	Charlie Pazdernik	Waubun	1999
Assessor	Leslie Finseth	Mahnomen	A
Court Administrator	Lois Jean Cook	Mahnomen	A
Highway Engineer	Tim Schulte	Mahnomen	A
Human Services Director	Gordon Hagen	Mahnomen	A
Solid Waste Officer	Mark Diekman	Mahnomen	A
Veterans Service Officer	Cameron Agnew	Mahnomen	A



Roy G. Swanson  
Auditor/Treasurer



Marion Halvorson  
Recorder

**MARSHALL COUNTY (45) — Courthouse: 208 E. Colvin Ave.,  
Warren 56762 — (218) 745-4851**

Established February 25, 1879 . . . . . 1990 Population 10,993 . . . . . Land Area 1,675.04 sq. miles  
 Congressional District 7 . . . . . Judicial District 9 . . . . . Board meets 1st, 3rd T.  
 Legislative District 1A, 1B

Office	Name	Post Office	Term Expires
Auditor/Treasurer . . . . .	Roy G. Swanson . . . . .	Warren . . . . .	1999
Recorder . . . . .	Marion Halvorson . . . . .	Warren . . . . .	1999
Sheriff . . . . .	Dennis G. Brekke . . . . .	Warren . . . . .	1999
Attorney . . . . .	Mike Williams . . . . .	Warren . . . . .	1999
Commissioner District 1 . . . . .	Terry Potucek . . . . .	Warren . . . . .	1999
Commissioner District 2 . . . . .	Curtis Carlson . . . . .	Argyle . . . . .	1997
Commissioner District 3 . . . . .	Ben Kleinwachter . . . . .	Stephen . . . . .	1999
Commissioner District 4 . . . . .	Marcella Gonsorowski . . . . .	Newfolden . . . . .	1997
Commissioner District 5 . . . . .	Delray Larson . . . . .	Gatzke . . . . .	1999
Assessor . . . . .	Bob Hansen . . . . .	Warren . . . . .	A
Clerk of Court . . . . .	Sandra Steinhauer . . . . .	Warren . . . . .	A
Engineer . . . . .	Steven Voight . . . . .	Warren . . . . .	A
Human Services Director . . . . .	Jennifer Anderson . . . . .	Argyle . . . . .	A



Robert Katzenberger  
Auditor/Treasurer



Kay Wrucke  
Recorder



Robert Meschke  
Sheriff



Terry Viesselman  
Attorney

**MARTIN COUNTY (46) — Courthouse: 201 Lake Ave., Fairmont —  
(507) 238-3211 Mailing address: P.O. Box 955, 56031;  
Fax: (507) 238-3259**

Established May 23, 1857 . . . . . 1990 Population 22,914 . . . . . Land Area 450,521.05 acres  
 Congressional District 2 . . . . . Judicial District 5 . . . . . Board meets 1st, 3rd T.  
 Legislative District 22B, 26A

Office	Name	Post Office	Term Expires
Auditor/Treasurer . . . . .	Robert J. Katzenberger . . . . .	Fairmont . . . . .	1999
Recorder . . . . .	Kay Wrucke . . . . .	Fairmont . . . . .	1999
Sheriff . . . . .	Robert Meschke . . . . .	Fairmont . . . . .	1999
Attorney . . . . .	Terry W. Viesselman . . . . .	Fairmont . . . . .	1999
Commissioner District 1 . . . . .	Leighton Hugoson . . . . .	Fairmont . . . . .	1997
Commissioner District 2 . . . . .	Steve Pierce . . . . .	Fairmont . . . . .	1999
Commissioner District 3 . . . . .	Steve Donnelly . . . . .	Fairmont . . . . .	1997
Commissioner District 4 . . . . .	Char Kahler . . . . .	Fairmont . . . . .	1999
Commissioner District 5 . . . . .	Jean Burkhardt . . . . .	Welcome . . . . .	1997
Assessor . . . . .	James Hallstrom . . . . .	Fairmont . . . . .	A
County Coordinator . . . . .	Steven Powers . . . . .	Fairmont . . . . .	A
Court Administrator . . . . .	Robert L. Schmidt . . . . .	Fairmont . . . . .	A
Engineer . . . . .	Robert Witty . . . . .	Fairmont . . . . .	A
Human Services Director . . . . .	Tom Scheinost . . . . .	Fairmont . . . . .	A
Medical Examiner . . . . .	R. L. Zemke, M.D. . . . .	Fairmont . . . . .	A



Darlene Groskreutz  
Auditor



Allan Knutson  
Treasurer



Elaine Lenhard  
Recorder



Mike Hirman  
Sheriff



Michael Thompson  
Attorney

**MEEKER COUNTY (47) — Courthouse: 325 Sibley Ave. N.,  
Litchfield 55355 — (612) 693-2887**

Established February 23, 1856 . . . . . 1990 Population 20,846 . . . . . Land Area 382,891.96 acres  
 Congressional District 2 . . . . . Judicial District 8 . . . . . Board meets 1st, 2nd, 3rd W.  
 Legislative District 15B, 20A

Office	Name	Post Office	Term Expires
Auditor	Darlene Groskreutz	Litchfield	1999
Treasurer	Allan Knutson	Litchfield	1999
Recorder	Elaine Lenhard	Litchfield	1999
Sheriff	Mike Hirman	Litchfield	1999
Attorney	Michael Thompson	Litchfield	1999
Commissioner District 1	Dale Smolinsky	Litchfield	1999
Commissioner District 2	Dave Gabrielson	Litchfield	1999
Commissioner District 3	LeRoy Peterson	Dassel	1997
Commissioner District 4	George Rice	Watkins	1997
Commissioner District 5	Ron Kutzke	Grove City	1997
Assessor	Jane Hoffman	Litchfield	A
Coordinator	Paul Virnig	Litchfield	A
Court Administrator	Linda Jagush	Litchfield	A
Engineer	Gordon Regenscheid	Litchfield	A
Social Services Director	Clark Gustafson	Litchfield	A



Philip Thompson  
Auditor/Treasurer



Sharon Kleingartner  
Recorder



Jennifer Fahey  
Attorney

**MILLE LACS COUNTY (48) — Courthouse: 635 2nd St. S.E., Milaca  
56353 — (612) 983-3146**

Established May 23, 1857 . . . . . 1990 Population 18,670 . . . . . Land Area 365,472.95 acres  
 Congressional District 8 . . . . . Judicial District 7 . . . . . Board meets 1st, 3rd & 4th T.  
 Legislative District 17A

Office	Name	Post Office	Term Expires
Auditor/Treasurer	Philip Thompson	Milaca	1999
Recorder	Sharon Kleingartner	Princeton	1999
Sheriff	Jules Zimmer	Princeton	1999
Attorney	Jennifer Fahey	Milaca	1999
Commissioner District 1	Richard W. Jackson	Princeton	1997
Commissioner District 2	David A. Tellinghuisen	Foreston	1997
Commissioner District 3	Paul A. Reiman, Jr.	Milaca	1999
Commissioner District 4	E. A. Strelow	Onamia	1999
Commissioner District 5	David Oberfeld	Isle	1997
Coroner	Dr. Myron Doebler	Princeton	1999
Assessor	Patricia Stotz	Milaca	A
Coordinator	Marian Bayer	Milaca	A
Court Administrator	Marcia Setrum	Milaca	A
Engineer	Richard Larson	Milaca	A



Russ Nygren  
Auditor



Rose Hubner  
Treasurer



Elda Mae Johnston  
Recorder



Paul Tschida  
Sheriff



Conrad Freeberg  
Attorney

**MORRISON COUNTY (49) — Courthouse: 213 First Ave. S.E.,  
Little Falls 56345-3196 — (612)632-2941**

Established February 25, 1856  
Congressional District 7 & 8  
Legislative District 12B, 14A, 17A

1990 Population 29,604  
Judicial District 7

Land Area 719,593.26 acres  
Board meets three T. each month

Office	Name	Post Office	Term Expires
Auditor	Russ Nygren	Little Falls	1999
Treasurer	Rose Hubner	Little Falls	1999
Recorder	Elda Mae (Bunny) Johnston	Little Falls	1999
Sheriff	Paul Tschida	Little Falls	1999
Attorney	Conrad Freeberg	Little Falls	1999
Commissioner District 1	Thomas R. Wenzel	Randall	1997
Commissioner District 2	Paul Nieman Jr.	Little Falls	1997
Commissioner District 3	Robert Erdrich	Little Falls	1997
Commissioner District 4	Don Meyer	Pierz	1999
Commissioner District 5	Bill Block	Little Falls	1999
Assessor	Glen Erickson	Little Falls	A
County Coordinator	Tim Houle	Little Falls	A
Court Administrator	Linda Sinotte	Little Falls	A
Engineer	Steve Backowski	Little Falls	A
Human Services Director	Steve Reger	Little Falls	A



Sherwood Vereide  
Auditor



Ruth Harris  
Treasurer



Charles Enger  
Recorder



Barry J. Simonson  
Sheriff

**MOWER COUNTY (50) — Courthouse: 201 1st St. N.E., Austin  
55912 — (507) 437-9549**

Established February 20, 1855  
Congressional District 1  
Legislative District 27B, 31B

1990 Population 37,385  
Judicial District 3

Land Area 453,204.88 acres  
Board meets 1st T.

Office	Name	Post Office	Term Expires
Auditor	Sherwood W. (Woody) Vereide	Austin	1999
Coroner	George W. Stahl	Austin	1999
Treasurer	Ruth Harris	Austin	1999
Recorder	Charles Enger	Austin	1999
Sheriff	Barry J. Simonson	Austin	1999
Attorney	Patrick Oman	Austin	1999
Commissioner District 1	Richard P. Cummings	Lansing	1997
Commissioner District 2	Herb Hanson	Grand Meadow	1997
Commissioner District 3	David Hillier	Carolyn	1999
Commissioner District 4	Leonard L. "Len" Miller	Austin	1999
Commissioner District 5	Gary Nernitz	Austin	1999
Assessor	Michael Sutherland	Austin	A
County Coordinator	Craig Oscarson	Austin	A
Court Administrator	Phyllis Handergard	Austin	A
Engineer	John M. Grindeland	Austin	A
Human Services Director	Bruce Henricks	Austin	A
Veteran Services Director	Gretta Kraushaar	Austin	A



Gary Spaeth  
Auditor/Treasurer



Jim Johnson  
Recorder



Ronald E. McKenzie  
Sheriff

**MURRAY COUNTY (51) — Courthouse: 2500 28th St., Slayton —  
(507) 836-6148 Mailing Address: P.O. Box 57, 56172-0057**

Established May 23, 1857 . . . . . 1990 Population 9,660 . . . . . Land Area 432,313 acres  
 Congressional District 2 . . . . . Judicial District 5 . . . . . Board meets 1st, 3rd T.  
 Legislative District 21B, 22A

Office	Name	Post Office	Term Expires
Auditor/Treasurer	Gary Spaeth	Currie	1999
Recorder	Jim Johnson	Slayton	1999
Sheriff	Ronald E. McKenzie	Slayton	1999
Attorney	Paul Malone	Slayton	1999
Commissioner District 1	Steve Cohrs	Currie	1997
Commissioner District 2	Lennen Nelson	Balaton	1997
Commissioner District 3	Gaylen Jensen	Slayton	1999
Commissioner District 4	Berneva Johnson	Slayton	1999
Commissioner District 5	William J. Sauer	Fulda	1997
Assessor	Laurel Nelson	Slayton	A
Coroner	E. G. Wing	Slayton	A
Court Administrator	Joel Schulze	Slayton	A
Engineer	Steven Uring	Slayton	A
Human Services Director	Frank Moore	Marshall	A



Robert Bruns  
Auditor



Myrna Schoeb  
Treasurer



Kathryn Conlon  
Recorder



James Kollmann  
Sheriff

**NICOLLET COUNTY (52) — Courthouse: 501 S. Front St., St. Peter —  
(507) 931-6800 Mailing address: P. O. Box 89, 56082  
Fax: (507) 931-9220**

Established March 5, 1853 . . . . . 1990 Population 28,076 . . . . . Land Area 280,866.22 acres  
 Congressional District 2 . . . . . Judicial District 5 . . . . . Board meets 2nd, 4th T.  
 Legislative District 23B, 24A, 24B

Office	Name	Post Office	Term Expires
Auditor	Robert Bruns	St. Peter	1999
Treasurer	Myrna Schoeb	St. Peter	1999
Recorder	Kathryn Conlon	St. Peter	1999
Sheriff	James Kollmann	St. Peter	1999
Attorney	Michael K. Riley, Sr.	St. Peter	1999
Commissioner District 1	Clete Schroepfer	St. Peter	1997
Commissioner District 2	Clifford (Skip) Wenner	St. Peter	1999
Commissioner District 3	Kenneth J. Albrecht	North Mankato	1997
Commissioner District 4	Judy D. Hanson	Nicollet	1999
Commissioner District 5	William H. Schimmel	North Mankato	1997
Assessor	Doreen Pehrson	St. Peter	A
Coordinator	Bob Podhradsky	St. Peter	A
Engineer	Michael Wagner	St. Peter	A
Social Services Director	Cliff Nebel	St. Peter	A



Sharon A. Balster  
Auditor/Treasurer



Joyce Howard  
Recorder

**NOBLES COUNTY (53) — Courthouse: 315 10th St., Worthington  
— (507) 372-8231 Mailing address: P.O. Box 757, 56187;  
Fax: (507) 372-8223**

Established May 23, 1857 . . . . . 1990 Population 20,098 . . . . . Land Area 454,877.12 acres  
Congressional District 2 . . . . . Judicial District 5 . . . . . Board meets 1st, 3rd T.  
Legislative District 21B, 22A

Office	Name	Post Office	Term Expires
Auditor/Treasurer . . . . .	Sharon A. Balster . . . . .	Worthington . . . . .	1999
Recorder . . . . .	Joyce Howard . . . . .	Worthington . . . . .	1999
Sheriff . . . . .	Les Ebeling . . . . .	Worthington . . . . .	1999
Attorney . . . . .	Kenneth J. Kohler . . . . .	Worthington . . . . .	1999
Commissioner District 1 . . . . .	Mike Peil . . . . .	Brewster . . . . .	1999
Commissioner District 2 . . . . .	Delbert J. Lutmer . . . . .	Lismore . . . . .	1997
Commissioner District 3 . . . . .	David O. Benson . . . . .	Bigelow . . . . .	1999
Commissioner District 4 . . . . .	Mary L. Wasko . . . . .	Worthington . . . . .	1999
Commissioner District 5 . . . . .	Claire Gerber . . . . .	Worthington . . . . .	1997
Assessor . . . . .	Byron Swart . . . . .	Worthington . . . . .	A
Coordinator . . . . .	Melvin J. Ruppert . . . . .	Worthington . . . . .	A
Coroner . . . . .	John N. Mork, M.D. . . . .	Worthington . . . . .	A
Court Administrator . . . . .	Jody D. Huettl . . . . .	Worthington . . . . .	A
Engineer . . . . .	Steven Schnieder . . . . .	Worthington . . . . .	A
Family Service Director . . . . .	Lee McAllister . . . . .	Worthington . . . . .	A



Kari Aanenson  
Recorder

**NORMAN COUNTY (54) — Courthouse: 16 E. 3rd Ave., Ada —  
(218) 784-2101 Mailing address: P.O. Box 266, 56510**

Established February 17, 1881 . . . . . 1990 Population 7,975 . . . . . Land Area 558,689.35 acres  
Congressional District 7 . . . . . Judicial District 9 . . . . . Board meets monthly  
Legislative District 2A

Office	Name	Post Office	Term Expires
Auditor/Treasurer . . . . .	Jack Deitz . . . . .	Halstad . . . . .	1999
Recorder . . . . .	Kari Aanenson . . . . .	Ada . . . . .	1999
Sheriff . . . . .	Myron Thronson . . . . .	Ada . . . . .	1999
Attorney . . . . .	Thomas Opheim . . . . .	Ada . . . . .	1999
Commissioner District 1 . . . . .	Richard Andring . . . . .	Gary . . . . .	1997
Commissioner District 2 . . . . .	Warren Olson . . . . .	Halstad . . . . .	1999
Commissioner District 3 . . . . .	Ed Miller . . . . .	Perley . . . . .	1997
Commissioner District 4 . . . . .	Don Anderson . . . . .	Ada . . . . .	1999
Commissioner District 5 . . . . .	Henry Aaby, Jr. . . . .	Twin Valley . . . . .	1997
Assessor . . . . .	Les Finseth . . . . .	McIntosh . . . . .	A
Court Administrator . . . . .	Gordon Bahner . . . . .	Hendrum . . . . .	A
Engineer . . . . .	Milton Alm . . . . .	Ada . . . . .	A
Environmental Services . . . . .	Kevin Ruud . . . . .	Twin Valley . . . . .	A
Social Services Director . . . . .	David Bertils . . . . .	Fertile . . . . .	A



Bob Ryan  
Auditor/Treasurer



Steven Borchardt  
Sheriff



Raymond Schmitz  
Attorney

**OLMSTED COUNTY (55) — Courthouse: 151 4th St. S.E.,  
Rochester 55904 — (507) 285-8115; Fax: (507) 285-8106**

Established February 20, 1855 . . . . . 1990 Population 106,470 . . . . . Land Area 660 sq. miles  
 Congressional District 1 . . . . . Judicial District 3 . . . . . Board meets 1st and 3rd T.  
 Legislative District 28B, 30A, 30B, 31A, 31B

Office	Name	Post Office	Term Expires
Auditor/Treasurer . . . . .	Bob Ryan . . . . .	Rochester . . . . .	1999
Assessor . . . . .	Daniel J. Hall . . . . .	Rochester . . . . .	A
Recorder . . . . .	Mary Callier . . . . .	Rochester . . . . .	A
Sheriff . . . . .	Steven Borchardt . . . . .	Rochester . . . . .	1999
Attorney . . . . .	Raymond F. Schmitz . . . . .	Rochester . . . . .	1999
Commissioner District 1 . . . . .	Mike Podulke . . . . .	Rochester . . . . .	1997
Commissioner District 2 . . . . .	Carol J. Kamper . . . . .	Rochester . . . . .	1999
Commissioner District 3 . . . . .	Paul F. Wilson . . . . .	Rochester . . . . .	1997
Commissioner District 4 . . . . .	William Kuisle . . . . .	Rochester . . . . .	1999
Commissioner District 5 . . . . .	James Rossman . . . . .	Oronoco . . . . .	1997
Commissioner District 6 . . . . .	Jean Michaels . . . . .	Rochester . . . . .	1999
Commissioner District 7 . . . . .	Paul Stelplflug . . . . .	Rochester . . . . .	1997
Coroner . . . . .	Paul G. Belau, M.D. . . . .	Rochester . . . . .	1999
Community Services Coordinator . . . . .	Patricia Carlson . . . . .	Rochester . . . . .	A
County Administrator . . . . .	Richard Devlin . . . . .	Rochester . . . . .	A
Court Administrator . . . . .	Jeanne A. Haben . . . . .	Rochester . . . . .	A



Wayne Stein  
Auditor



Steve Andrews  
Treasurer



Wendy Metcalf  
Recorder



Gary A. Nelson  
Sheriff



Wally Senyk  
Attorney

**OTTER TAIL COUNTY (56) — Courthouse: 121 W. Junius,  
Fergus Falls 56537 — (218) 739-2271**

Established March 18, 1868 . . . . . 1990 Population 50,714 . . . . . Land Area 1,416,320 acres  
 Congressional District 7 . . . . . Judicial District 7 . . . . . Board meets every T., except 5th  
 Legislative District 9B, 10A, 11A, 11B

Office	Name	Post Office	Term Expires
Auditor . . . . .	Wayne Stein . . . . .	Fergus Falls . . . . .	1999
Treasurer . . . . .	Steve Andrews . . . . .	Fergus Falls . . . . .	1999
Recorder . . . . .	Wendy Metcalf . . . . .	Fergus Falls . . . . .	1999
Sheriff . . . . .	Gary A. Nelson . . . . .	Fergus Falls . . . . .	1999
Attorney . . . . .	Wally Senyk . . . . .	Fergus Falls . . . . .	1999
Commissioner District 1 . . . . .	Harley Windels . . . . .	New York Mills . . . . .	1997
Commissioner District 2 . . . . .	Malcolm Lee . . . . .	Pelican Rapids . . . . .	1999
Commissioner District 3 . . . . .	Andy Lindquist . . . . .	Fergus Falls . . . . .	1997
Commissioner District 4 . . . . .	William Stone . . . . .	Vining . . . . .	1999
Commissioner District 5 . . . . .	Virginia Portmann . . . . .	Fergus Falls . . . . .	1997
Assessor . . . . .	Robert Moe . . . . .	Fergus Falls . . . . .	A
Coroner . . . . .	B. Lazell Michaelis . . . . .	Fergus Falls . . . . .	A
County Coordinator . . . . .	Larry Krohn . . . . .	Fergus Falls . . . . .	A
Court Administrator . . . . .	Virginia Rustad . . . . .	Fergus Falls . . . . .	A
Engineer . . . . .	Richard West . . . . .	Fergus Falls . . . . .	A
Human Services Coordinator . . . . .	Tom Fawcett . . . . .	Fergus Falls . . . . .	A






Kenneth Olson  
Auditor



Vickie Bjorgaard  
Treasurer



Kenneth Schmalz  
Recorder



Gerald E. Moe  
Sheriff



David Olin  
Attorney

**PENNINGTON COUNTY (57) — Courthouse: 101 N. Main,  
Thief River Falls — (218) 681-4011 Mailing Address: P.O. Box 616,  
56701-0616**

Established November 23, 1910 . . . 1990 Population 13,306 . . . . . Land Area 391,606 acres  
Congressional District 7 . . . . . Judicial District 9 . . . . . Board meets 2nd, 4th T.  
Legislative District 1B

Office	Name	Post Office	Term Expires
Auditor	Kenneth Olson	Thief River Falls	1999
Treasurer	Vickie Bjorgaard	Thief River Falls	1999
Recorder	Kenneth Schmalz	Thief River Falls	1999
Sheriff	Gerald E. Moe	Thief River Falls	1999
Attorney	David Olin	Thief River Falls	1999
Commissioner District 1	Donald Jensen	Goodridge	1997
Commissioner District 2	Bob Carlson	Thief River Falls	1999
Commissioner District 3	Charles Naplin	Thief River Falls	1997
Commissioner District 4	Arden Comstock	Thief River Falls	1999
Commissioner District 5	Oliver "Skip" Swanson	Thief River Falls	1997
Coroner	Richard Heinrichs, M.D.	Thief River Falls	1999
Assessor	Adeline Olson	Thief River Falls	A
Court Administrator	Barbara Beito	Thief River Falls	A
Engineer	Delton Schulz	Thief River Falls	A
Welfare Director	Phyllis Schmidt	Thief River Falls	A



Lawrence Perreault  
Auditor



Ruth A. Blahnik  
Treasurer



Edie Larson Teich  
Recorder



Steve Haavisto  
Sheriff

**PINE COUNTY (58) — Courthouse: 315 6th St., Pine City 55063 —  
(612) 629-6781**

Established March 1, 1856 . . . . . 1990 Population 21,264 . . . . . Land Area 906,366.61 acres  
Congressional District 8 . . . . . Judicial District 10 . . . . . Board meets 1st, 2nd, 3rd T.  
Legislative District 8B, 18A, 18B

Office	Name	Post Office	Term Expires
Auditor	Lawrence D. Perreault	Pine City	1999
Treasurer	Ruth A. Blahnik	Grasston	1999
Recorder	Edie Larson Teich	Pine City	1999
Sheriff	Steve Haavisto	Pine City	1999
Attorney	John K. Carlson	Pine City	1999
Commissioner District 1	Eileen J. Anderson	Pine City	1999
Commissioner District 2	Ed Montbriand	Pine City	1997
Commissioner District 3	Donald A. Lindquist	Hinckley	1999
Commissioner District 4	Glenn Danelski	Sturgeon Lake	1997
Commissioner District 5	Everette Koecher	Kerrick	1997
Surveyor	M. B. Rude	Pine City	1999
Human Services Director	Robert G. Walz	Pine City	A

**PIPESTONE COUNTY (59) — Courthouse: 416 S. Hiawatha,  
Pipestone 56164 — (507) 825-4494**

Established May 23, 1857 . . . . . 1990 Population 10,491 . . . . . Land Area 296,887 acres  
 Congressional District 2 . . . . . Judicial District 5 . . . . . Board meets 1st, 2nd, 4th W.  
 Legislative District 21B

Office	Name	Post Office	Term Expires
Auditor	Steven J. Ewing	Pipestone	1999
Treasurer	Steve Weets	Pipestone	1999
Recorder	Mary Ann De Groot	Pipestone	1999
Sheriff	Ronald R. Smidt	Pipestone	1999
Attorney	James E. O'Neill	Pipestone	1999
Commissioner District 1	LeRoy Stensgaard	Ruthton	1997
Commissioner District 2	Gordon Baden	Jasper	1999
Commissioner District 3	Allen Vis	Edgerton	1997
Commissioner District 4	John "Jack" Keers	Pipestone	1999
Commissioner District 5	Darlene M. Johnson	Pipestone	1997
Coroner	Larry Christensen, M.D.	Pipestone	1999
Assessor	Thomas W. Houselog	Pipestone	A
Court Administrator	Steven R. Schulze	Pipestone	A
Engineer	David Halbersma	Pipestone	A
Welfare Director	Dean E. Johnson	Pipestone	A



Gerald J. Amiot  
Auditor/Treasurer



Sheryl Cariveau  
Recorder



Douglas Qualley  
Sheriff



Wayne Swanson  
Attorney

**POLK COUNTY (60) — Courthouse: 612 N. Broadway, #207,  
Crookston 56716-1452 — (218) 281-2554**

Established July 20, 1858 . . . . . 1990 Population 32,498 . . . . . Land Area 1,260,513 acres  
 Congressional District 7 . . . . . 9th District Court . . . . . Board meets in 1st, 3rd & 4th T.  
 Legislative District 1B, 2A, 2B

Office	Name	Post Office	Term Expires
Auditor/Treasurer	Gerald J. Amiot	Crookston	1999
Recorder	Sheryl Hanson Cariveau	Crookston	1999
Sheriff	Douglas Qualley	Crookston	1999
Attorney	Wayne H. Swanson	Crookston	1999
Commissioner District 1	Don Bakken	Fertile	1997
Commissioner District 2	Warren Strandell	East Grand Forks	1999
Commissioner District 3	Lyle H. Eisert	Crookston	1997
Commissioner District 4	Rupert L. Syverson	McIntosh	1999
Commissioner District 5	Eugene L. Mattson	East Grand Forks	1997
Assessor	Dale M. Halos	Crookston	A
Community Social Services Director	William Kurpius-Brock	Crookston	A
County Coordinator	John P. Schmalenberg	Crookston	A
Court Administrator	William J. Scanlon	Crookston	A
Engineer	VACANT	Crookston	A
Medical Examiner	Owen T. Nelson, M.D.	Red Lake Falls	A



Mary Pischke  
Auditor/Treasurer



Darby Bowen  
Recorder



Mark Hedner  
Sheriff



Belvin L. Doebbert  
Attorney

**POPE COUNTY (61) — Courthouse: 130 E. Minnesota, Glenwood  
56334 — (612) 634-5301**

Established February 20, 1862 . . . . . 1990 Population 10,745 . . . . . Land Area 718 sq. miles  
Congressional District 7 . . . . . Judicial District 8 . . . . . Board meets 1st T., next to last T.  
Legislative District 10B, 13A, 14B

Office	Name	Post Office	Term Expires
Auditor/Treasurer . . . . .	Mary Pischke . . . . .	Glenwood . . . . .	1999
Recorder . . . . .	Darby Jergenson Bowen . . . . .	Glenwood . . . . .	1999
Sheriff . . . . .	Mark Hedner . . . . .	Glenwood . . . . .	1999
Attorney . . . . .	Belvin L. Doebbert . . . . .	Glenwood . . . . .	1999
Commissioner District 1 . . . . .	Iver Aal . . . . .	Starbuck . . . . .	1997
Commissioner District 2 . . . . .	Phil McMahon . . . . .	Glenwood . . . . .	1999
Commissioner District 3 . . . . .	James B. Olson . . . . .	Glenwood . . . . .	1997
Commissioner District 4 . . . . .	Arne Stoen . . . . .	Starbuck . . . . .	1997
Commissioner District 5 . . . . .	Mel Brekke . . . . .	Villard . . . . .	1999
Assessor . . . . .	Wayne Anderson . . . . .	Glenwood . . . . .	A
Coroner . . . . .	Roderick B. Brown, M.D. . . . .	Glenwood . . . . .	A
Court Administrator . . . . .	Rodney Olson . . . . .	Glenwood . . . . .	A
Engineer . . . . .	Dale Wegner, Jr. . . . .	Glenwood . . . . .	A
Human Services Coordinator . . . . .	Jack Demorett . . . . .	Glenwood . . . . .	A



Bob Fletcher  
Sheriff



Susan Gaertner  
Attorney

**RAMSEY COUNTY (62) — Courthouse: Government Center West  
50 W. Kellogg Blvd., St. Paul 55102-1697 — (612) 266-8500**

Established October 27, 1849 . . . . . 1990 Population 485,765 . . . . . Land Area 101,190 acres  
Congressional District 4 . . . . . Judicial District 2 . . . . . Board meets each M. except 5th  
Legislative District 48B, 52A, 52B, 53A, 53B, 54A, 54B, 55A, 55B, 57A, 64A, 64B, 65A, 65B, 66A, 66B, 67A,  
67B

Office	Name	Post Office	Term Expires
Sheriff . . . . .	Bob Fletcher . . . . .	St. Paul . . . . .	1999
Attorney . . . . .	Susan Gaertner . . . . .	White Bear Township . . . . .	1999
Commissioner District 1 . . . . .	Dick Wedell . . . . .	Shoreview . . . . .	1997
Commissioner District 2 . . . . .	Brenda Thomas . . . . .	Roseville . . . . .	1997
Commissioner District 3 . . . . .	John T. Finley . . . . .	St. Paul . . . . .	1999
Commissioner District 4 . . . . .	Sue Haigh . . . . .	St. Paul . . . . .	1999
Commissioner District 5 . . . . .	Rafael Ortega . . . . .	St. Paul . . . . .	1999
Commissioner District 6 . . . . .	Warren Schaber . . . . .	St. Paul . . . . .	1997
Commissioner District 7 . . . . .	Hal Norgard . . . . .	North St. Paul . . . . .	1997
County Manager . . . . .	Terry B. Schutten . . . . .	Arden Hills . . . . .	A
Human Services Director . . . . .	Thomas Fashingbauer . . . . .	Shoreview . . . . .	A
Medical Examiner . . . . .	Michael McGee, M.D. . . . .	Bloomington . . . . .	A
Property Ownership Supervisor . . . . .	Dick Wendt . . . . .	Mendota Heights . . . . .	A
Property Valuations Manager . . . . .	Brian Ducklow . . . . .	Spring Valley . . . . .	A
Records Manager . . . . .	Tom Osthoff . . . . .	St. Paul . . . . .	A
Records Manager . . . . .	Peggy Rector . . . . .	Shoreview . . . . .	A
Revenue Manager . . . . .	Christopher A. Samuel . . . . .	St. Paul . . . . .	A
Taxation and Records Director . . . . .	Lou McKenna . . . . .	St. Paul . . . . .	A



Bob Schmitz  
Auditor



Jay Guillemette  
Treasurer



Gerald W. Thibert  
Recorder



Allan Morken  
Sheriff



Daniel Geller  
Attorney

**RED LAKE COUNTY (63) — Courthouse: 124 Langevin, Red Lake Falls — (218) 253-2598 Mailing address: P. O. Box 367, 56750**

Established December 24, 1896 . . . . . 1990 Population 4,525 . . . . . Land Area 432 sq. miles  
 Congressional District 7 . . . . . Judicial District 9 . . . . . Board meets 2nd, 4th M.  
 Legislative District 1B

Office	Name	Post Office	Term Expires
Auditor . . . . .	Bob Schmitz . . . . .	Red Lake Falls . . . . .	1999
Treasurer . . . . .	Jay Guillemette . . . . .	Red Lake Falls . . . . .	1999
Recorder . . . . .	Gerald W. Thibert . . . . .	Red Lake Falls . . . . .	1999
Sheriff . . . . .	Allan Morken . . . . .	Red Lake Falls . . . . .	1999
Attorney . . . . .	Daniel Geller . . . . .	Red Lake Falls . . . . .	1999
Commissioner District 1 . . . . .	Nancy Haglund . . . . .	Red Lake Falls . . . . .	1999
Commissioner District 2 . . . . .	Art Seibel . . . . .	Red Lake Falls . . . . .	1997
Commissioner District 3 . . . . .	Edward G. Larson . . . . .	Oklee . . . . .	1999
Commissioner District 4 . . . . .	Kevin Amiot . . . . .	Red Lake Falls . . . . .	1997
Commissioner District 5 . . . . .	Lee Nielson . . . . .	Erskine . . . . .	1999
Assessor . . . . .	Nancy Amberson . . . . .	Red Lake Falls . . . . .	A
Coroner . . . . .	Owen T. Nelson, M.D. . . . .	Red Lake Falls . . . . .	A
Court Administrator . . . . .	Duane Dargon . . . . .	Red Lake Falls . . . . .	A
Engineer . . . . .	Andrew Sander . . . . .	Red Lake Falls . . . . .	A
Environmental Officer . . . . .	George Dailey . . . . .	Red Lake Falls . . . . .	A
Human Services Director . . . . .	Linda Carroll . . . . .	Red Lake Falls . . . . .	A



Larry L. Bunting  
Auditor/Treasurer



Shirley F. Redmann  
Recorder



Jerry Luttmann  
Sheriff

**REDWOOD COUNTY (64) — Courthouse: Third & Jefferson, Redwood Falls — (507) 637-3207 Mailing address: P.O. Box 130, 56283**

Established February 6, 1862 . . . . . 1990 Population 17,254 . . . . . Land Area 874 sq. miles  
 Congressional District 2 . . . . . Judicial District 5 . . . . . Board meets 1st, 2nd, 3rd , 4th T.  
 Legislative District 21A, 22A, 22B, 23A

Office	Name	Post Office	Term Expires
Auditor/Treasurer . . . . .	Larry L. Bunting . . . . .	Redwood Falls . . . . .	1999
Recorder . . . . .	Shirley F. Redmann . . . . .	Redwood Falls . . . . .	1999
Sheriff . . . . .	Jerry Luttmann . . . . .	Redwood Falls . . . . .	1999
Attorney . . . . .	Robert D. Tiffany . . . . .	Redwood Falls . . . . .	1999
Commissioner District 1 . . . . .	Bob Zwach . . . . .	Milroy . . . . .	1997
Commissioner District 2 . . . . .	Darold Neperman . . . . .	Lamberton . . . . .	1999
Commissioner District 3 . . . . .	Joseph Schouvieller . . . . .	Morgan . . . . .	1997
Commissioner District 4 . . . . .	Deb Hess . . . . .	Redwood Falls . . . . .	1999
Commissioner District 5 . . . . .	Eugene H. Short . . . . .	Belview . . . . .	1997
Assessor . . . . .	Wallace Schroer . . . . .	Redwood Falls . . . . .	A
County Coordinator . . . . .	Cheryl M. Hanson . . . . .	Redwood Falls . . . . .	A
Court Administrator . . . . .	Jon T. Hagen . . . . .	Redwood Falls . . . . .	A
Engineer . . . . .	Peter Boomgarden . . . . .	Redwood Falls . . . . .	A
Human Services Director . . . . .	Patrick Brufat . . . . .	Redwood Falls . . . . .	A



Gail Miller  
Recorder

**RENNVILLE COUNTY (65) — Courthouse: 500 E. DePue, Olivia 56277  
— (612)523-2071**

Office	Name	Post Office	Term Expires
Auditor	Jim Tersteeg	Olivia	1999
Treasurer	Doug Knutson	Sacred Heart	1999
Recorder	Gail Miller	Olivia	1999
Sheriff	Jerry Agre	Olivia	1999
Attorney	Thomas J. Simmons	Olivia	1999
Commissioner District 1	Lea Dobberstein	Buffalo Lake	1997
Commissioner District 2	Francis Schweiss	Fairfax	1999
Commissioner District 3	Robert Ryan	Bird Island	1999
Commissioner District 4	Mary Page	Olivia	1999
Commissioner District 5	Gale Dahlager	Sacred Heart	1997
Assessor	Delton Zimmer	Olivia	A
Court Administrator	Susan Stahl Greenwell	Olivia	A
Engineer	Dennis Stoeckman	Olivia	A
Human Services Director	Gerald Brustuen	Olivia	A



Lorraine Nelson  
Auditor/Treasurer



Meredith Truman  
Recorder



David Schweisthal  
Sheriff



Jeffrey Thompson  
Attorney

**RICE COUNTY (66) — Courthouse: 218 3rd St. NW, Faribault 55021  
— (507) 332-6100; Fax: (507) 332-5999**

Established March 5, 1853. . . . . 1990 Population 49,183. . . . . Land Area 319,162.57 acres  
 Congressional District 1 . . . . . Judicial District 3 . . . . . Board meets 2nd, 4th T.  
 Legislative District 25A, 25B

Office	Name	Post Office	Term Expires
Auditor/Treasurer	Lorraine Nelson	Faribault	1999
Recorder	Meredith Truman	Faribault	1999
Sheriff	David Schweisthal	Faribault	1999
Attorney	Jeffrey D. Thompson	Faribault	1999
Commissioner District 1	Milton Plaisance	Faribault	1997
Commissioner District 2	Heather Robins	Northfield	1999
Commissioner District 3	Stan Pacolt	Faribault	1997
Commissioner District 4	Dan Minnick	Faribault	1999
Commissioner District 5	Robert J. Tuma	Lonsdale	1997
Administrator	Steve O'Malley	Faribault	A
Assessor	Roger Storey	Faribault	A
Court Administrator	Robert Langer	Faribault	A
Engineer	Mitchell Rasmussen	Faribault	A
Social Services Director	Dale Szyszka	Faribault	A



Margaret L. Cook  
Auditor/Treasurer



Jere D. Ohme  
Recorder



Ronnal McClure  
Sheriff



Donald Klosterbuer  
Attorney

**ROCK COUNTY (67) — Courthouse: 204 E. Brown, Luverne —  
(507) 283-9165 Mailing address: P.O. Box 100, 56156**

Established May 23, 1857 . . . . . 1990 Population 9,806 . . . . . Land Area 307,716.11 acres  
Congressional District 2 . . . . . Judicial District 5 . . . . . Board meets 1st T. after 1st M.  
Legislative District 21B

Office	Name	Post Office	Term Expires
Auditor/Treasurer . . . . .	Margaret L. Cook . . . . .	Luverne . . . . .	1999
Recorder . . . . .	Jere D. Ohme . . . . .	Luverne . . . . .	1999
Sheriff . . . . .	Ronnal McClure . . . . .	Luverne . . . . .	1999
Attorney . . . . .	Donald R. Klosterbuer . . . . .	Luverne . . . . .	1999
Commissioner District 1 . . . . .	Kenneth Hoime . . . . .	Kenneth Hills . . . . .	1997
Commissioner District 2 . . . . .	Wendell Erickson . . . . .	Hills . . . . .	1999
Commissioner District 3 . . . . .	Ron Boyenga . . . . .	Ellsworth . . . . .	1997
Commissioner District 4 . . . . .	W. J. Brakke . . . . .	Luverne . . . . .	1997
Commissioner District 5 . . . . .	Jane Wildung . . . . .	Luverne . . . . .	1999
Coroner . . . . .	D. M. Odland, M.D. . . . .	Luverne . . . . .	1999
Assessor . . . . .	Robert Meester . . . . .	Luverne . . . . .	A
County Coordinator . . . . .	Kyle J. Oldre . . . . .	Luverne . . . . .	A
Court Administrator . . . . .	Anna Mae Huiskes . . . . .	Luverne . . . . .	A
Engineer . . . . .	Richard E. Wegner . . . . .	Luverne . . . . .	A
Social Services Director . . . . .	Randy S. Ehlers . . . . .	Luverne . . . . .	A



Anne K. Granitz  
Auditor



Diane M. Gregerson  
Treasurer



Bessie Fugleberg  
Recorder



Curt Hauger  
Sheriff



Michelle E. Moren  
Attorney

**ROSEAU COUNTY (68) — Courthouse: 216 Center St. W., Roseau  
56751 — (218) 463-1282; Fax: (218) 463-1889**

Established December 31, 1894 . . . . . 1990 Population 15,026 . . . . . Land Area 1,073,345 acres  
Congressional District 7 . . . . . Judicial District 9 . . . . . Board meets 1st W. after 2nd M.  
Legislative District 1A

Office	Name	Post Office	Term Expires
Auditor . . . . .	Anne K. Granitz . . . . .	Roseau . . . . .	1999
Treasurer . . . . .	Diane M. Gregerson . . . . .	Roseau . . . . .	1999
Recorder . . . . .	Bessie M. Fugleberg . . . . .	Roseau . . . . .	1999
Sheriff . . . . .	Curt Hauger . . . . .	Roseau . . . . .	1999
Attorney . . . . .	Michelle E. Moren . . . . .	Roseau . . . . .	1999
Commissioner District 1 . . . . .	Doran E. Horner . . . . .	Warroad . . . . .	1999
Commissioner District 2 . . . . .	Richard A. Jackson . . . . .	Roseau . . . . .	1997
Commissioner District 3 . . . . .	Orris A. Rasmussen . . . . .	Roseau . . . . .	1999
Commissioner District 4 . . . . .	John Spina . . . . .	Roseau . . . . .	1997
Commissioner District 5 . . . . .	Glenn C. Darst . . . . .	Greenbush . . . . .	1999
Coroner . . . . .	Bryon D. VandeWege, M.D. . . . .	Roseau . . . . .	1999
Assessor . . . . .	James A. Hanson . . . . .	Roseau . . . . .	A
Court Administrator . . . . .	Teresa McDonnell . . . . .	Roseau . . . . .	A
Engineer . . . . .	Russell L. Larson . . . . .	Roseau . . . . .	A
Environmental Officer . . . . .	Jeff Pelowski . . . . .	Roseau . . . . .	A
Social Services Director . . . . .	David Anderson . . . . .	Roseau . . . . .	A



Gordon D. McFaul  
Auditor/Treasurer

**ST. LOUIS COUNTY (69) — Courthouse: 100 N. 5th Ave. W., Duluth 55802 — (218) 726-2000**

Established March 1, 1856 . . . . . 1990 Population 198,213 . . . . . Land Area 4,043,532.23 acres  
 Congressional District 8 . . . . . Judicial District 6 . . . . . Board meets each T. except 5th  
 Legislative District 3A, 3B, 5A, 5B, 6A, 6B, 7A, 7B, 8A

Office	Name	Post Office	Term Expires
Auditor/Treasurer . . . . .	Gordon D. McFaul . . . . .	Duluth . . . . .	1999
Recorder . . . . .	Mark Monacelli . . . . .	Duluth . . . . .	A
Sheriff . . . . .	Gary Waller . . . . .	Duluth . . . . .	1999
Attorney . . . . .	Alan L. Mitchell . . . . .	Duluth . . . . .	1999
Commissioner District 1 . . . . .	Will Mattson . . . . .	Duluth . . . . .	1997
Commissioner District 2 . . . . .	Marilyn Krueger . . . . .	Duluth . . . . .	1999
Commissioner District 3 . . . . .	Bill Kron . . . . .	Duluth . . . . .	1997
Commissioner District 4 . . . . .	Mike Forsman . . . . .	Ely . . . . .	1999
Commissioner District 5 . . . . .	Martin Lepak . . . . .	Duluth . . . . .	1997
Commissioner District 6 . . . . .	Liz Prebich . . . . .	Virginia . . . . .	1999
Commissioner District 7 . . . . .	Steve Raukar . . . . .	Hibbing . . . . .	1997
Assessor . . . . .	Scott Lindquist . . . . .	Duluth . . . . .	A
County Administrator . . . . .	John J. Kachmar, Jr. . . . .	Duluth . . . . .	A
Engineer . . . . .	Richard Hansen . . . . .	Duluth . . . . .	A
Purchasing Agent . . . . .	Chester Johnson . . . . .	Duluth . . . . .	A
Social Services (Acting Director) . . . . .	John J. Kachmar, Jr. . . . .	Duluth . . . . .	A



Thomas L. Hennen  
Auditor



Thomas E. Muelken  
Treasurer



Pat Boeckman  
Recorder



Tom Harbinson  
Attorney

**SCOTT COUNTY (70) — Courthouse: 428 S. Holmes St., Shakopee 55379 — (612) 445-7750**

Established March 5, 1853 . . . . . 1990 Population 57,846 . . . . . Land Area 225,900.51 acres  
 Congressional District 1, 2, 3 . . . . . Judicial District 1 . . . . . Board meets each T.  
 Legislative District 25A, 35A, 35B, 37B, 41B

Office	Name	Post Office	Term Expires
Auditor . . . . .	Thomas L. Hennen . . . . .	Shakopee . . . . .	1999
Treasurer . . . . .	Thomas E. Muelken . . . . .	Shakopee . . . . .	1999
Recorder . . . . .	Pat Boeckman . . . . .	Shakopee . . . . .	1999
Sheriff . . . . .	William J. (Bill) Nevin . . . . .	Shakopee . . . . .	1999
Attorney . . . . .	Tom Harbinson . . . . .	Savage . . . . .	1999
Commissioner District 1 . . . . .	Ralph T. Malz . . . . .	Belle Plaine . . . . .	1999
Commissioner District 2 . . . . .	Wilma E. Behm . . . . .	Shakopee . . . . .	1997
Commissioner District 3 . . . . .	Art Bannerman . . . . .	Shakopee . . . . .	1999
Commissioner District 4 . . . . .	Dick Underferth . . . . .	Prior Lake . . . . .	1997
Commissioner District 5 . . . . .	Ed Mackie . . . . .	Prior Lake . . . . .	1997
Surveyor . . . . .	William Schmokel . . . . .	Prior Lake . . . . .	1999
Administrator . . . . .	Cliff McCann . . . . .	Savage . . . . .	A
Assessor . . . . .	LeRoy Arnoldi . . . . .	Prior Lake . . . . .	A
Coroner . . . . .	John Plunkett . . . . .	Hastings . . . . .	A
Court Administrator . . . . .	Greg Ess . . . . .	Shakopee . . . . .	A
Engineer . . . . .	Bradley Larson . . . . .	Apple Valley . . . . .	A
Human Services Director . . . . .	Eileen Moran . . . . .	Plymouth . . . . .	A



Ramona Doeblor  
Auditor



Karen Hertel  
Treasurer



Pat Rasmusson  
Recorder



Bruce Anderson  
Sheriff



Tom Hayes  
Attorney

**SHERBURNE COUNTY (71) — Government Center: 13880 Hwy. 10, Elk River — (612) 241-2860 Mailing Address: P.O. Box 311, 55330**

Established February 25, 1856 . . . . . 1990 Population 41,945 . . . . . Land Area 431 sq miles  
 Congressional District 6, 7, 8 . . . . . Judicial District 10 . . . . . Board meets 1st, 2nd, 3rd T., 3rd W.  
 Legislative District 17A, 17B, 19A, 19B

Office	Name	Post Office	Term Expires
Auditor	Ramona Doeblor	Elk River	1999
Treasurer	Karen Hertel	Zimmerman	1999
Recorder	Pat Rasmusson	Elk River	1999
Sheriff	Bruce Anderson	Zimmerman	1999
Attorney	Tom Hayes	Elk River	1999
Commissioner District 1	Arne Engstrom	Elk River	1997
Commissioner District 2	Terry Nagorski	Big Lake	1999
Commissioner District 3	Ray Friedl	St. Cloud	1997
Commissioner District 4	Betsy Wergin	Princeton	1999
Commissioner District 5	Myron Johnson	Zimmerman	1997
Assessor	T.L. Bischoff, Jr.	Elk River	A
County Administrator	David Loch	Lake Shore	A
Court Administrator	Lorayne Norgren	Elk River	A
Engineer	David Schwarting	Becker	A
Health Services Director	Vonna Henry	Elk River	A
Medical Examiner	Dr. Lee Rock M.D.	Elk River	A
Social Services Director	Ken Ebel	Coon Rapids	A
Veterans Services Director	Harold Novotny	Elk River	A



Gene Solmonson  
Auditor



Waldo Reckdahl  
Treasurer



Eldrene Ebert  
Recorder



Roger M. Graham  
Sheriff



David E. Schauer  
Attorney

**SIBLEY COUNTY (72) — Courthouse: 400 Court Ave., Gaylord — (612) 237-2369 Mailing address: P.O. Box 171, 55334 Fax: (612) 237-5142**

Established March 5, 1853 . . . . . 1990 Population 14,366 . . . . . Land Area 372,901.16 acres  
 Congressional District 2 . . . . . Judicial District 1 . . . . . Board meets 2nd, 4th T.  
 Legislative District 23B, 35A

Office	Name	Post Office	Term Expires
Auditor	Gene O. Solmonson	Gaylord	1999
Treasurer	Waldo Reckdahl	Gaylord	1999
Recorder	Eldrene Ebert	Gaylord	1999
Sheriff	Roger M. Graham	Henderson	1999
Attorney	David E. Schauer	Winthrop	1999
Commissioner District 1	John Bach	Henderson	1997
Commissioner District 2	Todd Voigt	Arlington	1999
Commissioner District 3	Leo L. Bauer	Gaylord	1997
Commissioner District 4	Charles Woehler	Arlington	1997
Commissioner District 5	Don Schwecke	Gibbon	1999
Coroner	John Vener, M.D.	Arlington	1999
Surveyor	LeRoy Grewe	Gaylord	1999
Assessor	Calvin W. Roberts	Gaylord	A
Court Administrator	Cheryl Dummer	Gaylord	A
Engineer	Eugene Isakson	Gaylord	A
Human Services Director	Dan Bergner	Gaylord	A






Henry J. Kohorst  
Auditor/Treasurer



Patricia Overman  
Recorder



James Kostreba  
Sheriff



Roger Van Heel  
Attorney

**STEARNS COUNTY (73) — Administration Center: 705 Courthouse Square, St. Cloud, 56303 — (612) 656-3900**

Established February 20, 1855 . . . . . 1990 Population 118,791 . . . . . Land Area 864,521 acres  
 Congressional District 7 . . . . . Judicial District 7 . . . . . Board meets 1st, 2nd, 3rd, 4th T.  
 Legislative District 10B, 11B, 14A, 14B, 16A, 16B, 20A

Office	Name	Post Office	Term Expires
Auditor/Treasurer	Henry J. Kohorst	St. Cloud	1999
Recorder	Patricia Overman	St. Cloud	1999
Sheriff	James Kostreba	St. Cloud	1999
Attorney	Roger Van Heel	St. Cloud	1999
Commissioner District 1	Robert Gambrino	St. Cloud	1999
Commissioner District 2	Mark Sakry	Waite Park	1997
Commissioner District 3	Rose Arnold	Avon	1997
Commissioner District 4	Leigh Lenzmeier	St. Cloud	1997
Commissioner District 5	Henry Dickhaus	Melrose	1999
Administrator	George Rindelaub	St. Cloud	A
Assessor	Gary Grossinger	St. Cloud	A
Court Administrator	Ron Longtin	St. Cloud	A
Engineer	Doug Weiszhaar	St. Cloud	A
Social Services Director	Theresa VanderEyck	St. Cloud	A



Laura Ihrke  
Auditor



Steven J. Rohlik  
Treasurer



Rose Branderhorst  
Recorder



William Hildebrandt  
Sheriff




Douglas Ruth  
Attorney

**STEELE COUNTY (74) — Courthouse: 111 E. Main, Owatonna — (507) 451-8040 Mailing address: P. O. Box 487, 55060; FAX: (507) 451-6803**

Established February 20, 1855 . . . . . 1990 Population 30,729 . . . . . Land Area 432 sq. miles  
 Congressional District 1 . . . . . Judicial District 3 . . . . . Board meets 2nd T., 4th T. eve.  
 Legislative District 28A, 28B


Office	Name	Post Office	Term Expires
Auditor	Laura Ihrke	Owatonna	1999
Treasurer	Steven J. Rohlik	Owatonna	1999
Recorder	Rose P. Branderhorst	Owatonna	1999
Sheriff	William A. Hildebrandt	Owatonna	1999
Attorney	Douglas L. Ruth	Owatonna	1999
Commissioner District 1	Lester Oeltjenbruns	Owatonna	1997
Commissioner District 2	L. Dean Christianson	Blooming Prairie	1999
Commissioner District 3	Jerry L. Peterson	Owatonna	1997
Commissioner District 4	Howard H. Heckes	Owatonna	1999
Commissioner District 5	Tom Shea	Owatonna	1997
Coroner	Philip Wichmann, M.D.	Owatonna	A
Assessor	Glen D. Purdie	Owatonna	A
Court Administrator	Gordon C. Meiners	Owatonna	A
Coordinator	David K. Severson	Owatonna	A
Engineer	Lee Amundson	Owatonna	A
Human Services Director	Stanley A. Groff	Owatonna	A



Dick Bluth  
Auditor/Treasurer



Virginia Mahoney  
Recorder



Larry Sayre  
Sheriff



Charles C. Glasrud  
Attorney

**STEVENS COUNTY (75) — Courthouse: 5th & Colorado, Morris —  
(612) 589-7409 Mailing address: P.O. Box 530, 56267**

Established February 20, 1862 . . . . . 1990 Population 10,634 . . . . . Land Area 355,355.99 acres  
Congressional District 7 . . . . . Judicial District 8 . . . . . Board meets 1st M, 3rd Th.  
Legislative District 13A

Office	Name	Post Office	Term Expires
Auditor/Treasurer	Dick Bluth	Morris	1999
Recorder	Virginia Mahoney	Morris	1999
Sheriff	Larry Sayre	Morris	1999
Attorney	Charles C. Glasrud	Morris	1999
Commissioner District 1	Steven Sherstad	Morris	1997
Commissioner District 2	Herb Kloos	Donnelly	1999
Commissioner District 3	Wallace Staples	Morris	1997
Commissioner District 4	Jerry Loher	Morris	1997
Commissioner District 5	Robert Stevenson	Morris	1999
Assessor	Judy Thorstad	Morris	A
Coordinator	Gene Wiegand	Morris	A
Court Administrator	Jerry Schmidt	Morris	A
Engineer	Merle Earley	Morris	A
Welfare Director	George French	Morris	A



Ronald A. Vadnais  
Treasurer

**SWIFT COUNTY (76) — Courthouse: 301 14th St. N., Benson 56215  
— (612) 843-4069**

Established February 18, 1870 . . . . . 1990 Population 10,724 . . . . . Land Area 475,592.66 acres  
Congressional District 2 . . . . . Judicial District 8 . . . . . Board meets 1st, 3rd T.  
Legislative District 13A, 13B

Office	Name	Post Office	Term Expires
Auditor	Byron L. Giese	Benson	1999
Treasurer	Ronald A. Vadnais	Benson	1999
Recorder	Bonnie Mikkelson	Benson	1999
Sheriff	Ken Hanson	Benson	1999
Attorney	David Mennis	Benson	1999
Commissioner District 1	Lawrence Stock	Appleton	1997
Commissioner District 2	Dick Hanson	Clontarf	1999
Commissioner District 3	John Thompson	Benson	1997
Commissioner District 4	George Clemens	Holloway	1999
Commissioner District 5	Orville Rudningen	Sunburg	1997
Assessor	Loren Harste	Appleton	A
Coroner	Roger Bauer, M.D.	Benson	A
Engineer	Craig Gray	Benson	A
Human Services Director	Noel "Chuck" Koenigs	Benson	A



Joyce L. Rosenow  
Auditor



Kathryn Gresser  
Treasurer



Cheryl Perish  
Recorder



David G. Kircher  
Sheriff



Charles Rasmussen  
Attorney

**TODD COUNTY (77) — Courthouse: 215 1st Ave. S., Long Prairie  
56347 — (612) 732-4469**

Established February 20, 1855 . . . . . 1990 Population 23,363 . . . . . Land Area 604,286.68 acres  
 Congressional District 7 . . . . . Judicial District 7 . . . . . Board meets 1st, 3rd, 5th T. &  
 Legislative District 11B . . . . . M. following the 1st T.

Office	Name	Post Office	Term Expires
Auditor . . . . .	Joyce L. Rosenow . . . . .	Long Prairie . . . . .	1999
Treasurer . . . . .	Kathryn Gresser . . . . .	Long Prairie . . . . .	1999
Recorder . . . . .	Cheryl Perish . . . . .	Browerville . . . . .	1999
Sheriff . . . . .	David G. Kircher . . . . .	Burtrum . . . . .	1999
Attorney . . . . .	Charles Rasmussen . . . . .	Long Prairie . . . . .	1999
Commissioner District 1 . . . . .	Stan Sumey . . . . .	Browerville . . . . .	1997
Commissioner District 2 . . . . .	Lyle Greenwaldt . . . . .	Bertha . . . . .	1999
Commissioner District 3 . . . . .	Tony Haasser . . . . .	Long Prairie . . . . .	1997
Commissioner District 4 . . . . .	George Jagush . . . . .	Browerville . . . . .	1999
Commissioner District 5 . . . . .	Ken Sorenson . . . . .	Osakis . . . . .	1997
Assessor . . . . .	Chuck Pelzer . . . . .	Swanville . . . . .	1997
Coroner . . . . .	Paul Van Gorp, M.D. . . . .	Long Prairie . . . . .	A
Court Administrator . . . . .	Gerald M.C. Wallner . . . . .	Miltona . . . . .	A
Engineer . . . . .	Duane Lorsung . . . . .	Long Prairie . . . . .	A
Human Services Director . . . . .	Frank Sandelin . . . . .	Long Prairie . . . . .	A



Allen Weick  
Treasurer

**TRAVERSE COUNTY (78) — Courthouse: 702 2nd Ave N.,  
Wheaton — (612) 563-4242 Mailing address: P. O. Box 428, 56296**

Established February 20, 1862 . . . . . 1990 Population 4,463 . . . . . Land Area 363,462.95 acres  
 Congressional District 7 . . . . . Judicial District 8 . . . . . Board meets 1st T.  
 Legislative District 13A

Office	Name	Post Office	Term Expires
Auditor . . . . .	John A. Muellenbach . . . . .	Wheaton . . . . .	1999
Treasurer . . . . .	Allen Weick . . . . .	Wheaton . . . . .	1999
Recorder . . . . .	Judy Hutchings . . . . .	Wheaton . . . . .	1999
Sheriff . . . . .	Donald Montonye . . . . .	Dumont . . . . .	1999
Attorney . . . . .	Scott Dymoke . . . . .	Wheaton . . . . .	1999
Commissioner District 1 . . . . .	Gerald Kaus . . . . .	Browns Valley . . . . .	1999
Commissioner District 2 . . . . .	James Conroy . . . . .	Dumont . . . . .	1997
Commissioner District 3 . . . . .	Gordon Lewis . . . . .	Wheaton . . . . .	1999
Commissioner District 4 . . . . .	Milton Larson . . . . .	Wheaton . . . . .	1997
Commissioner District 5 . . . . .	Dean Frisch . . . . .	Wheaton . . . . .	1997
Assessor . . . . .	Lois Sumerfelt . . . . .	Wheaton . . . . .	A
Court Administrator . . . . .	Roger Strand . . . . .	Dumont . . . . .	A
Human Services Adm. . . . .	Christeen Borsheim . . . . .	Wheaton . . . . .	A



Jerry Leisen  
Auditor



William Pfeilsticker  
Treasurer



Jeffery Aitken  
Recorder



Rod Adams  
Sheriff

**WABASHA COUNTY (79) — Courthouse: 625 Jefferson Ave.,  
Wabasha 55981 — (612) 565-3675**

Established October 27, 1849 . . . . . 1990 Population 19,744 . . . . . Land Area 344,324.22 acres  
Congressional District 1 . . . . . Judicial District 3 . . . . . Board meets 1st, 3rd T  
Legislative District 29B

Office	Name	Post Office	Term Expires
Auditor . . . . .	Jerry Leisen . . . . .	Wabasha . . . . .	1999
Treasurer . . . . .	William Pfeilsticker . . . . .	Wabasha . . . . .	1999
Recorder . . . . .	Jeffery Aitken . . . . .	Wabasha . . . . .	1999
Sheriff . . . . .	Rod Adams . . . . .	Wabasha . . . . .	1999
Attorney . . . . .	Jim Nordstrom . . . . .	Wabasha . . . . .	1999
Commissioner District 1 . . . . .	John Schouweiler . . . . .	Kellogg . . . . .	1997
Commissioner District 2 . . . . .	James Poncelet . . . . .	Mazeppa . . . . .	1999
Commissioner District 3 . . . . .	Frank Irwin . . . . .	Mazeppa . . . . .	1997
Commissioner District 4 . . . . .	Harold Hoffman . . . . .	Wabasha . . . . .	1999
Commissioner District 5 . . . . .	David McKenzie . . . . .	Lake City . . . . .	1999
Administrator . . . . .	Gene Mahn . . . . .	Lake City . . . . .	A
Assessor . . . . .	Phil Jensen . . . . .	Lake City . . . . .	A
Coroner . . . . .	Dr. Marvin Timm . . . . .	Wabasha . . . . .	A
Court Administrator . . . . .	David E. Meyer . . . . .	Wabasha . . . . .	A
Engineer . . . . .	Craig Falkum . . . . .	Wabasha . . . . .	A
Social Services Director . . . . .	Terry Smith . . . . .	Lake City . . . . .	A



L. G. (Bonnie) Durkee  
Auditor/Treasurer



Judy Aagard  
Recorder

**WADENA COUNTY (80) — Courthouse: 415 Jefferson St. S.,  
Wadena 56482 — (218) 631-2425; Fax: (218) 631-2428**

Established June 11, 1858 . . . . . 1990 Population 13,154 . . . . . Land Area 543 sq. miles  
Congressional District 7 . . . . . Judicial District 7 . . . . . Board meets 1st, T., sets 2nd meeting  
Legislative District 4B, 11A, 11B

Office	Name	Post Office	Term Expires
Auditor/Treasurer . . . . .	L. G. (Bonnie) Durkee . . . . .	Wadena . . . . .	1999
Recorder . . . . .	Judy Aagard . . . . .	Wadena . . . . .	1999
Sheriff . . . . .	H. Michael Carr . . . . .	Wadena . . . . .	1999
Attorney . . . . .	B. Joe Majors . . . . .	Wadena . . . . .	1999
Commissioner District 1 . . . . .	Ralph Lorentz . . . . .	Wadena . . . . .	1999
Commissioner District 2 . . . . .	Orville Meyer . . . . .	Staples . . . . .	1997
Commissioner District 3 . . . . .	Lyle Freer . . . . .	Wadena . . . . .	1999
Commissioner District 4 . . . . .	Paul Nolte . . . . .	Sebek . . . . .	1997
Commissioner District 5 . . . . .	David Mattila . . . . .	Sebek . . . . .	1999
Assessor . . . . .	Harvey Chermack . . . . .	Alexandria . . . . .	A
Coroner . . . . .	Tim Schmitt, M.D. . . . .	Wadena . . . . .	A
Court Administrator . . . . .	Beverley Paavola . . . . .	New York Mills . . . . .	A
Engineer . . . . .	Mark Daly . . . . .	Wadena . . . . .	A
Social Service Director . . . . .	Paul Sailer . . . . .	Wadena . . . . .	A



Joan Manthe  
Auditor



Pat Loeffler  
Treasurer



Andrea Olsen  
Recorder



Edward Kubat  
Sheriff

**WASECA COUNTY (81) — Courthouse: 307 N. State St., Waseca  
56093 — (507) 835-0610; Fax: (507) 835-0633**

Established February 27, 1857 . . . . . 1990 Population 18,079 . . . . . Land Area 268,158.84 acres  
 Congressional District 1 . . . . . Judicial District 3 . . . . . Board meets 1st, 3rd, T.  
 Legislative District 25B, 26B, 28A, 28B

Office	Name	Post Office	Term Expires
Auditor	Joan Manthe	Waseca	1999
Treasurer	Pat Loeffler	Waseca	1999
Recorder	Andrea Olsen	Waseca	1999
Sheriff	Edward Kubat	Waseca	1999
Attorney	Larry Collins	Waseca	1999
Commissioner District 1	Robert L. Peterson	New Richland	1997
Commissioner District 2	Ralph Keyes	Waseca	1997
Commissioner District 3	James Goettl	Waseca	1999
Commissioner District 4	Alvin Grams	Janesville	1999
Commissioner District 5	George V. Doyle	Waldorf	1997
Coroner	S. T. Normann, M.D.	Waseca	A
Assessor	Jerry Lehman	Waseca	A
Coordinator	Bruce Boyce	Waseca	A
Court Administrator	Douglas Prescher	Waseca	A
Engineer	Jeffrey Blue	Waseca	A
Social Services Director	Russell Lee	Waseca	A



R. H. Stafford  
Auditor-Treasurer



Cindy Koosmann  
Recorder



James Frank  
Sheriff

**WASHINGTON COUNTY (82) — Government Center: 14900 - 61st  
St. N., Stillwater — (612) 439-3220 Mailing address: P. O. Box 6,  
55082-0006**

Established October 27, 1849 . . . . . 1990 Population 145,896 . . . . . Land Area 254,868.86 acres  
 Congressional District 6 . . . . . Judicial District 10 . . . . . Board meets each T. except 5th  
 Legislative District 51B, 55A, 56A, 56B, 57A, 57B

Office	Name	Post Office	Term Expires
Auditor-Treasurer	R. H. Stafford	Woodbury	1999
Recorder	Cindy Koosmann	Stillwater	1999
Sheriff	James Frank	Stillwater	1999
Attorney	Richard M. Arney	Stillwater	1999
Commissioner District 1	Dennis C. Hegberg	Forest Lake	1997
Commissioner District 2	Mary M. Hauser	White Bear Lake	1999
Commissioner District 3	Wallace L. Abrahamson	Stillwater	1997
Commissioner District 4	Myra Peterson	Cottage Grove	1999
Commissioner District 5	D. D. "Dave" Engstrom	Afton	1997
Administrator	Jim Schug	Stillwater	A
Assessor	Scott Hovet	Plymouth	A
Community Social Services Director	Dan Papin	Stillwater	A
Court Administrator	Marie Sunlitis	Stillwater	A
Engineer	Don Wisniewski	Stillwater	A
Surveyor	Larry S. Nybeck	Oakdale	A



Donald Kuhlman  
Auditor



Carol F. Johnson  
Treasurer



Nancy Kunkel  
Recorder



Al Wieland  
Sheriff

**WATONWAN COUNTY (83) — Courthouse: 2nd Ave. S. & 7th St. S.,  
St. James 56081 — (507) 375-3341**

Established February 25, 1860 . . . . . 1990 Population 11,682 . . . . . Land Area 282,240 acres  
 Congressional District 2 . . . . . Judicial District 5 . . . . . Board meets 1st, 3rd T.  
 Legislative District 22B, 26A

Office	Name	Post Office	Term Expires
Auditor	Donald Kuhlman	St. James	1999
Treasurer	Carol F. Johnson	St. James	1999
Recorder	Nancy Kunkel	St. James	1999
Sheriff	Al Wieland	St. James	1999
Attorney	Daniel Birkholz	St. James	1999
Commissioner District 1	Vernon Koerselman	Madelia	1997
Commissioner District 2	Noren Durheim	Madelia	1999
Commissioner District 3	Lester Reckow	St. James	1997
Commissioner District 4	Robert Sorensen	St. James	1999
Commissioner District 5	Milo Holland	Butterfield	1997
Assessor	Noreen Schafer	St. James	A
Court Administrator	Janelle Greier	St. James	A
Engineer	Gerald Engstrom	St. James	A
Human Services Director	Marian Brandt	St. James	A



Wayne Bezenek  
Auditor



Rose Ann Hulne  
Treasurer



Renae Lerbakken  
Recorder

**WILKIN COUNTY (84) — Courthouse: 5th St. & Highway 75 S.,  
Breckenridge 56520 — (218) 643-4981**

Established March 6, 1868 . . . . . 1990 Population 7,516 . . . . . Land Area 472,001 acres  
 Congressional District 7 . . . . . Judicial District 8 . . . . . Board meets 2nd, 3rd Th.  
 Legislative District 9B


Office	Name	Post Office	Term Expires
Auditor	Wayne Bezenek	Breckenridge	1999
Treasurer	Rose Ann Hulne	Breckenridge	1999
Recorder	Renae Lerbakken	Breckenridge	1999
Sheriff	Thomas Matejka	Breckenridge	1999
Attorney	Timothy E. J. Fox	Breckenridge	1999
Commissioner District 1	Gil Voss	Campbell	1997
Commissioner District 2	Terry Boldingh	Breckenridge	1999
Commissioner District 3	James Braton, Sr.	Barnesville	1997
Commissioner District 4	Audrey Krebs	Breckenridge	1999
Commissioner District 5	Robert Perry	Breckenridge	1997
Assessor	Mervin Gunderson	Breckenridge	A
Court Administrator	Diane Caspers	Breckenridge	A
Engineer	Thomas G. Richels	Breckenridge	A
Environmental Officer	Bruce Poppel	Breckenridge	A
Human Service Director	Dave Saylor	Breckenridge	A
Medical Examiner	Vartan Malkasian, M.D.	Breckenridge	A



Cherie MacLennan  
Auditor



Susanne Rivers  
Treasurer



Robert Bambenek  
Recorder



Richard Johnson  
Sheriff



Julius E. Gernes  
Attorney

**WINONA COUNTY (85) — Courthouse: 171 W. 3rd St., Winona  
55987 — (507) 457-6320**

Established February 23, 1854 . . . . . 1990 Population 48,113 . . . . . Land Area 406,320.49 acres  
 Congressional District 1 . . . . . Judicial District 3 . . . . . Board meets 1st, 2nd & 4th T.  
 Legislative District 31B, 32A, 32B

Office	Name	Post Office	Term Expires
Auditor	Cherie MacLennan	Winona	1999
Treasurer	Susanne Rivers	Winona	1999
Recorder	Robert Bambenek	Winona	1999
Sheriff	Richard Johnson	Winona	1999
Attorney	Julius E. Gernes	Winona	1999
Commissioner District 1	M. J. "Mac" McCauley	Winona	1997
Commissioner District 2	Donald O. Peterson	Winona	1999
Commissioner District 3	Sidney S. Hill	Lewiston	1997
Commissioner District 4	Stephen J. DeLano	Winona	1999
Commissioner District 5	Judy Gilow	Winona	1999
Assessor	Loren H. Benz	Winona	A
County Coordinator	Patricia Blaisdell	Winona	A
Engineer	Richard A. Berg	Winona	A
Medical Examiner	Donald J. Morris, M.D.	Winona	A
Social Services Director	Wm. Craig Brooks	Winona	A



Darla M. Groshens  
Auditor/Treasurer



Marcia Lantto  
Recorder

**WRIGHT COUNTY (86) — Courthouse: 10 N.W. 2nd St., Buffalo  
55313 — (612) 682-3900**

Established February 20, 1855 . . . . . 1990 Population 68,710 . . . . . Land Area 424,387.90 acres  
 Congressional District 2, 6 . . . . . Judicial District 10 . . . . . Board meets each T.  
 Legislative District 19A, 19B, 20A, 20B, 33A, 34A

Office	Name	Post Office	Term Expires
Auditor/Treasurer	Darla M. Groshens	Buffalo	1999
Recorder	Marcia Lantto	Buffalo	1999
Sheriff	Don Hozempa	Buffalo	1999
Attorney	Wyman A. Nelson	Buffalo	1999
Commissioner District 1	Ken Jude	Maple Lake	1997
Commissioner District 2	Pat Sawatzke	Monticello	1999
Commissioner District 3	John D. Russek	Delano	1997
Commissioner District 4	Judie Rose	Buffalo	1999
Commissioner District 5	Richard "Dick" Mattson	Buffalo	1999
Assessor	Douglas Gruber	Buffalo	A
Coordinator	Richard W. Norman	Buffalo	A
Coroner	R. D. Brown, M.D.	Buffalo	A
Court Administrator	LaVonn Nordeen	Buffalo	A
Engineer	Wayne Fingalson	Buffalo	A
Human Services Director	Don Mleziva	Buffalo	A
Surveyor	Jerry Unde	Buffalo	A



Carolyn Sherlin  
Auditor



Sharon Schuler  
Treasurer



Norman J. Opdahl  
Recorder



Richard T. Rollins  
Sheriff



Thomas G. Kramer  
Attorney

**YELLOW MEDICINE COUNTY (87) — Courthouse: 415 Ninth Ave.,  
Granite Falls 56241 — (612) 564-3132**

Established March 6, 1891 . . . . . 1990 Population 11,684 . . . . . Land Area 481,686.69 acres  
 Congressional District 2 . . . . . Judicial District 8 . . . . . Board meets 2nd & 4th Th.  
 Legislative District 15B, 21A

Office	Name	Post Office	Term Expires
Auditor	Carolyn Sherlin	Canby	1999
Treasurer	Sharon Schuler	Granite Falls	1999
Recorder	Norman J. Opdahl	Granite Falls	1999
Sheriff	Richard T. Rollins	Granite Falls	1999
Attorney	Thomas G. Kramer	Granite Falls	1999
Commissioner District 1	Eugene House	Wood Lake	1997
Commissioner District 2	Wallace A. Thom	Granite Falls	1999
Commissioner District 3	Gary Lee Johnson	Montevideo	1997
Commissioner District 4	JoAnn Coover	Minneota	1999
Commissioner District 5	Louis Sherlin	Canby	1997
Assessor	Janice Hovland	Hazel Run	A
Coroner	Kenneth R. Carter, M.D.	Granite Falls	A
Court Administrator	Sherilyn Hubert	Granite Falls	A
Engineer	Barry Anderson	Granite Falls	A

**COUNTY ATTORNEYS COUNCIL**

40 Milton St. N., Suite 200, St. Paul 55104, (612) 227-7493.

**Law provides:** The council consists of the county attorney from each of the eighty-seven counties and the attorney general. The council is governed by a board composed of the attorney general and five county attorneys elected by the council for one year terms. The council is responsible for maintaining and improving the quality of legal services provided by the county attorney in enforcing the state criminal code and other laws of the state. The council's funding as a semi-state agency was deleted in early 1980. The Minnesota County Attorney's Association has taken the place of the council. The association has a board of directors consisting of the attorney general, county attorneys, and assistants. (*Minnesota Statutes, Chapter 388.19, 388.20*).

**Executive Director:** Gina G. Washburn.



## CITIES IN MINNESOTA

**Law provides:** Cities are governed by home rule charters or by the city code; of the 856 cities in Minnesota, 108 are home rule charter cities and 748 are statutory cities (Minnesota Statute, Chapters 410, 412).

**Form of government:** Home rule cities may establish any form of government they choose in their charters. Typical forms include: council-manager, commission, strong mayor, and mayor-council. Statutory cities may choose a form of government from three alternatives: the mayor-council plan with either an elected clerk (standard plan), an appointed clerk (plan A), or the council-manager plan (plan B). Most statutory cities are plan A or standard plan.

**Functions:** Police and fire protection, street maintenance, sewer and water, parks and recreation are traditional city services. Cities may choose to provide utilities, sell liquor, operate a hospital, maintain an airport, and provide ambulance service, among other options.

*Additional information about Minnesota cities is available from the League of Minnesota Cities, 3490 Lexington Ave. N., St. Paul 55126-8044, (612) 490-5600.*

**Place:** \* - statutory city  
 # - home rule charter city  
 + - post office

## COUNTY SEAT shown in CAPITAL LETTERS

**Zip Code:** - multiple, check with local post office

**Population:** 1990 census

**Government:** SM - strong mayor-council plan

CM - city manager plan

COM - commission plan

MC - weak mayor-council plan

A - plan A

B - council-manager plan

S - standard plan

**Date:** statutory cities - year incorporated  
 home rule cities - year charter adopted

**Election Date:** year - odd (O), even (E) or both (B)  
 month - number of month (1-12)

Place	ZIP Code	County	Pop.	Govt.	Date	Cong. Dist.	Leg. Dist.	Elec. Date
#Ada	56510	Norman	1,708	MC	1908	7	2A	O-11
*Adams	55909	Mower	756	A	1868	1	27B	E-11
*Adrian	56110	Nobles	1,141	A	1881	2	21B	E-11
*Afton	55001	Washington	2,645	A	1971	6	56B	E-11
*AITKIN	56431	Aitkin	1,698	A	1889	8	3B	E-11
*Akeley	56433	Hubbard	393	S	1916	7	4A	E-11
*Albany	56307	Stearns	1,548	A	1958	7	14A	E-11
*Alberta	56207	Stevens	136	S	1912	7	13A	E-11
#ALBERT LEA	56007	Freeborn	18310	CM	1902	1	27A	E-11
*Albertville	55301	Wright	1251	A	1902	2	19B	E-11
*Alden	56009	Freeborn	623	A	1879	1	27A	E-11
*Aldrich	56434	Wadena	70	S	1938	7	11B	E-11
#ALEXANDRIA	56308	Douglas	7,838	MC	1909	7	10B	B-11
*Alpha	56111	Jackson	105	A	1967	2	22B	B-11
*Altura	55910	Winona	349	A	1906	1	32B	B-11
*Alvarado	56710	Marshall	356	A	1907	7	1B	E-11
*Amboy	56010	Blue Earth	517	A	1887	1	26A	E-11
*Andover	55303	Anoka	15,216	A	1974	6	50B	E-11
*Annandale	55302	Wright	2,054	B	1962	2	19A	E-11
#ANOKA	55303	Anoka	17,192	B	1889	6	49A	E-11
*Appleton	56308	Swift	1,552	A	1881	2	13A	E-11
*Apple Valley	55124	Dakota	34,598	A	1968	6	36A, 38B	E-11
*Arco	56113	Lincoln	104	A	1903	2	21B	E-11
*Arden Hills	55112	Ramsey	9,199	A	1951	4	53A	E-11
*Argyle	56713	Marshall	636	A	1883	7	1A	E-11

Place	ZIP Code	County	Pop.	Govt.	Date	Cong. Dist.	Leg. Dist.	Elec. Date
#Arlington	55307	Sibley	1,886	MC	1948	2	23B	B-11
*Ashby	56309	Grant	469	A	1883	7	13A	E-11
*Askov	55704	Pine	343	A	1918	8	8B	E-11
*Atwater	56209	Kandiyohi	1,053	A	1876	2	15B	O-11
*Audubon	56511	Becker	411	S	1969	7	9B	E-11
#AUSTIN	55912	Mower	21,907	MC	1903	1	27B	E-11
*Avoca	56114	Murray	150	A	1881	2	22A	E-11
*Avon	56310	Stearns	970	A	1900	7	14A	E-11
*Babbitt	55706	St. Louis	1,562	A	1956	8	6A	E-11
*Backus	56435	Cass	240	A	1902	8	4B	E-11
*Badger	56714	Roseau	381	A	1968	7	1A	E-11
*BAGLEY	56621	Clearwater	1,388	A	1899	7	2B	E-11
*Balaton	56115	Lyon	737	A	1892	2	22A	E-11
#Barnesville	56514	Clay	2,066	MC	1984	7	9B	O-11
*Barnum	55707	Carlton	482	A	1967	8	8B	E-11
*Barrett	56311	Grant	350	A	1889	7	13A	E-11
*Barry	56210	Big Stone	40	S	1904	2	13A	E-11
*Bass Brook	55721	Itasca	1970	A	1992	8	3A	O-11
*Battle Lake	56515	Otter Tail	698	A	1891	7	10A	E-11
*BAUDETTE	56623	Lake of the Woods	1,146	A	1907	7	1A	E-11
*Baxter	56425	Crow Wing	3,695	A	1939	8	12B	E-11
*Bayport	55303	Washington	3,200	A	1957	6	56A	E-11
*Beardsley	56211	Big Stone	297	A	1891	2	11A	O-11
*Beaver Bay	55601	Lake	147	A	1953	8	6A	E-11
*Beaver Creek	56116	Rock	249	A	1884	2	21B	E-11
*Becker	55308	Sherburne	902	A	1904	8	19A	E-11
*Bejou	56516	Mahnomen	110	A	1921	7	2A	E-11
*Belgrade	56312	Stearns	700	A	1888	7	14B	E-11
*Bellechester	55027	Goodhue-Wabasha	110	A	1955	1	29B	E-11
*Belle Plaine	56011	Scott	3,149	A	1868	2	35A	E-11
*Bellingham	56212	Lac qui Parle	247	S	1890	2	13B	E-11
*Beltrami	56517	Polk	137	S	1901	7	2A	E-11
*Belview	56214	Redwood	383	A	1949	2	23A	E-11
#BEMIDJI	56601	Beltrami	11,245	CM	1905	7	4A	E-11
*Bena	56626	Cass	147	A	1906	8	4B	E-11
#BENSON	56215	Swift	3,235	CM	1908	2	13B	O-11
*Bertha	56437	Todd	507	A	1897	7	11B	E-11
*Bethel	55005	Anoka	394	A	1902	6	50A	E-11
*Bigelow	56117	Nobles	232	A	1900	2	22A	E-11
*Big Falls	56627	Koochiching	341	A	1904	8	3A	E-11
*Bigfork	56628	Itasca	384	A	1907	8	3A	E-11
*Big Lake	55309	Sherburne	3,113	A	1898	8	19A	E-11
*Bingham Lake	56118	Cottonwood	155	A	1900	2	22B	E-11
*Birchwood Village	55110	Washington	1,042	A	1921	6	55A	E-11
*Bird Island	55310	Renville	1,326	A	1881	2	15B	E-11
*Biscay	55336	McLeod	113	A	1947	2	20A	E-11
#Biwabik	55708	St. Louis	1,097	MC	1984	8	5A	O-11
*Blackduck	56630	Beltrami	718	A	1901	7	2B	E-11
#Blaine	55434	Anoka-Ramsey	38,975	CM	1964	6	48A,50B,51A,53A	B-11
*Blomkest	56216	Kandiyohi	183	A	1952	2	15B	E-11
*Blooming Prairie	55917	Steele	2,043	A	1951	1	28B	E-11
#Bloomington	55431	Hennepin	86,335	B	1960	3	40A,40B,41A,41B	O-11
#BLUE EARTH	56013	Faribault	3,745	MC	1857	1	26B	O-04
*Bluffton	56518	Otter Tail	187	S	1903	7	11A	E-11
*Bock	56313	Mille Lacs	115	A	1923	8	17A	E-11
*Borup	56519	Norman	119	S	1951	7	2A	E-11
*Bovey	55709	Itasca	662	A	1904	8	3B	E-11
*Bowlus	56314	Morrison	260	S	1908	7	14A	E-11
*Boyd	56218	Lac qui Parle	251	A	1893	2	13B	E-11
*Boy River	56632	Cass	43	S	1922	8	4B	O-11
*Braham	55006	Isanti-Kanabec	1,139	A	1901	8	18A	E-11
#BRAINERD	56401	Crow Wing	12,353	MC	1908	8	12A	E-11
*Branch	55056	Chisago	2,400	A	1961	8	18B	E-11
*Brandon	56315	Douglas	441	A	1881	7	10B	E-11
#BRECKENRIDGE	56520	Wilkin	3,708	MC	1907	7	9B	O-11
*Breezy Point	56472	Crow Wing	432	A	1939	8	12A	E-11
*Brewster	56119	Nobles	532	A	1954	2	22A	E-11
*Bricelyn	56014	Faribault	426	A	1953	1	26B	E-11
#Brooklyn Center	55430	Hennepin	28,887	CM	1966	3	46B, 47B	E-11
#Brooklyn Park	55443	Hennepin	56,381	CM	1969	3	47A, 47B, 48A	E-11
*Brook Park	55007	Pine	125	A	1919	8	8B	E-11
*Brooks	56715	Red Lake	158	A	1955	7	1B	E-11
*Brookston	55711	St. Louis	107	S	1907	8	5B	B-11
*Brooten	56316	Stearns-Pope	589	A	1892	7	18B	E-11
#Browerville	56438	Todd	782	MC	1954	7	11B	E-11
*Brownsdale	55918	Mower	695	A	1876	1	27B	E-11

CHAPTER 6 LOCAL ADMINISTRATION

Place	ZIP Code	County	Pop.	Govt.	Date	Cong. Dist.	Leg. Dist.	Elec. Date
*Browns Valley	56219	Traverse	804	A	1881	7	13A	E-11
*Brownsville	55919	Houston	415	A	1868	1	32B	E-11
*Brownton	55312	McLeod	781	A	1886	2	23B	E-11
*Bruno	55712	Pine	89	S	1903	8	8B	E-11
*Buckman	56317	Morrison	201	S	1903	8	17A	E-11
*BUFFALO	55313	Wright	6,856	A	1887	2	19B	E-11
*Buffalo Lake	55314	Renville	734	A	1891	2	15B	E-11
*Buhl	55713	St. Louis	915	S	1901	8	5B	E-11
*Burnsville	55337	Dakota	51,288	B	1964	3	36B,38A,38B, 41B	E-11
*Burtrum	56318	Todd	172	A	1894	7	11B	B-11
*Butterfield	56120	Watonwan	509	A	1958	2	22B	E-11
*Byron	55920	Olmsted	2,441	A	1873	1	28B	E-11
*CALEDONIA	55921	Houston	2,846	A	1870	1	32B	E-11
*Callaway	56521	Becker	212	A	1907	7	2B	E-11
*Calumet	55716	Itasca	382	S	1909	8	3B	O-11
*CAMBRIDGE	55008	Isanti	5,094	S	1876	8	18A	O-11
*Campbell	56522	Wilkin	233	A	1899	7	9B	E-11
*Canby	56220	Yellow Medicine	1,826	MC	1961	2	21A	E-11
#Cannon Falls	55009	Goodhue	3,232	MC	1905	1	37A	B-04
*Canton	55922	Fillmore	362	A	1887	1	31B	E-11
*Carlos	56319	Douglas	361	A	1904	7	10B	E-11
*CARLTON	55718	Carlton	923	A	1881	8	8A	E-11
*Carver	55315	Carver	744	A	1877	2	35A	E-11
*Cass Lake	56633	Cass	923	A	1899	8	4B	E-11
*Cedar Mills	55351	Meeker	80	S	1950	2	15B	B-12
*CENTER CITY	55012	Chisago	451	A	1903	8	18B	E-11
*Centerville	55038	Anoka	1,633	A	1910	6	51B	E-11
*Ceylon	56121	Martin	461	A	1900	2	22B	E-11
*Champlin	55316	Hennepin	16,849	A	1954	3	33A, 48A	E-11
*Chandler	56122	Murray	316	S	1900	2	21B	E-11
*Chanhassen	55317	Carver-Hennepin	11,732	B	1896	2	43A	E-11
*CHASKA	55318	Carver	11,339	A	1891	2	35A	E-11
#Chattfield	55923	Fillmore-Olmsted	2,226	MC	1947	1	31B	O-12
*Chickamaw Beach	56474	Cass	132	A	1950	8	4B	E-11
*Chisago City	55013	Chisago	2,009	A	1951	8	18B	E-11
#Chisholm	55719	St. Louis	5,290	MC	1981	8	5B	B-11
*Chokio	56221	Stevens	521	A	1898	7	13A	E-11
*Circle Pines	55014	Anoka	4,704	A	1950	6	53A	O-11
*Clara City	56222	Chippewa	1,307	A	1888	2	13B	E-11
*Claremont	55924	Dodge	530	A	1951	1	28B	E-11
*Clarissa	56440	Todd	637	A	1897	7	11B	E-11
*Clarkfield	56223	Yellow Medicine	924	A	1954	2	21A	E-11
*Clarks Grove	56016	Freeborn	675	A	1920	1	27A	E-11
*Clearbrook	56634	Clearwater	560	A	1918	7	2B	E-11
*Clear Lake	55319	Sherburne	315	A	1900	8	19A	E-11
*Clearwater	55320	Wright	597	A	1857	2	19A	E-11
*Clements	56224	Redwood	191	A	1903	2	23A	E-11
*Cleveland	56017	Le Sueur	699	A	1904	1	24B	E-11
*Climax	56523	Polk	264	A	1897	7	2A	E-11
*Clinton	56225	Big Stone	574	A	1890	2	13B	E-11
*Clitherall	56524	Otter Tail	109	A	1898	7	10A	E-11
*Clontarf	56226	Swift	172	S	1881	2	13B	E-11
*Cloquet	55720	Carlton	10,885	A	1895	8	8A	E-11
*Coates	55068	Dakota	186	A	1953	6	37A	E-11
*Cobden	56018	Brown	62	S	1905	2	23B	B-11
*Cokato	55321	Wright	2,180	A	1966	2	20B	E-11
*Cold Spring	56320	Stearns	2,459	A	1889	7	14B	E-11
*Coleraine	55722	Itasca	1,041	A	1909	8	3B	E-11
*Cologne	55322	Carver	563	A	1881	2	35A	E-11
#Columbia Heights	55421	Anoka	18,910	CM	1921	6	52A	O-11
*Comfrey	56019	Brown-Cottonwood	433	A	1900	2	22B	E-11
*Comstock	56525	Clay	123	S	1921	7	9B	B-12
*Conger	56020	Freeborn	143	A	1934	1	27A	E-11
*Cook	55723	St. Louis	680	MC	1926	8	6A	E-11
#Coon Rapids	55433	Anoka	52,978	CM	1959	6	48B, 49A, 49B	B-11
*Corcoran	55340	Hennepin	5,199	A	1958	3	33A	E-11
*Correll	56227	Big Stone	60	S	1905	2	13B	E-11
*Cosmos	56228	Meeker	610	A	1969	2	15B	E-11
*Cottage Grove	55016	Washington	22,935	A	1965	6	57B	O-11
*Cottonwood	56229	Lyon	982	A	1892	2	21A	E-11
*Courtland	56021	Nicollet	412	A	1892	2	23B	E-11
*Cromwell	55726	Carlton	221	S	1903	8	8B	E-11
#CROOKSTON	56716	Polk	8,119	MC	1906	7	2A	O-11
*Crosby	56441	Crow Wing	2,073	A	1910	8	12A	E-11
*Crosslake	56442	Crow Wing	1,132	A	1959	8	12A	E-11
*Crystal	55428	Hennepin	23,788	CM	1960	5	46A, 46B	B-11
*Currie	56123	Murray	303	A	1900	2	22A	E-11

Place	ZIP Code	County	Pop.	Govt.	Date	Cong. Dist.	Leg. Dist.	Elec. Date
*Cuyuna	56444	Crow Wing	172	A	1910	8	12A	E-11
*Cyrus	56323	Pope	328	A	1899	7	13A	E-11
*Dakota	55925	Winona	360	A	1951	1	32B	E-11
*Dalton	56324	Otter Tail	234	A	1905	7	10A	E-11
*Danube	56230	Renville	562	A	1901	2	15B	E-11
*Danvers	56231	Swift	98	S	1900	2	13A	E-11
*Darfur	56022	Watsonwan	128	A	1903	2	22B	E-11
*Darwin	55324	Meeker	252	A	1919	2	20A	E-11
*Dassel	55325	Meeker	1,082	A	1878	2	20A	E-11
#Dawson	56232	Lac qui Parle	1,626	MC	1911	2	13B	E-11
*Dayton	55327	Hennepin-Wright	4,443	A	1901	3	33A	E-11
*Decphaven	55391	Hennepin	3,653	A	1954	3	43B	O-11
*Deer Creek	56527	Otter Tail	303	A	1899	7	11A	E-11
*Deer River	56636	Itasca	838	A	1956	8	3A	E-11
*Deerwood	56444	Crow Wing	524	A	1909	8	12B	E-11
*De Graff	56233	Swift	149	A	1881	2	13B	O-12
*Delano	55328	Wright	2,709	A	1876	2	34A	E-11
*Delavan	56023	Faribault	245	A	1877	1	26B	E-11
*Delhi	56234	Redwood	69	S	1884	2	23A	E-11
*Dellwood	55110	Washington	887	A	1919	6	56A	E-11
*Denham	55728	Pine	36	A	1939	8	8B	E-11
*Dennison	55018	Goodhue-Rice	152	A	1904	1	25B, 37A	E-11
*Dent	56528	Otter Tail	177	A	1904	7	11A	E-11
#DETROIT LAKES	56501	Becker	6,635	MC	1903	7	11A	E-11
*Dexter	55926	Mower	303	A	1878	1	27B	E-11
*Ditworth	56529	Clay	2,562	A	1911	7	9B	O-11
*Dodge Center	55927	Dodge	1,954	A	1872	1	28B	E-11
*Donaldson	56720	Kittson	57	A	1902	7	1A	E-11
*Donnelly	56235	Stevens	221	A	1900	7	13A	E-11
*Doran	56530	Wilkin	78	A	1872	7	9B	O-11
*Dover	55929	Olmsted	416	A	1908	1	31B	E-11
*Dovray	56125	Murray	60	A	1924	2	22A	E-11
#DULUTH	55802	St. Louis	85,493	SM	1900	8	6B, 7A, 7B	O-11
*Dumont	56236	Traverse	126	A	1898	2	11A	B-11
*Dundas	55019	Rice	473	A	1879	1	25A	E-11
*Dundee	56126	Nobles	107	S	1898	2	22A	E-11
*Dunnell	56127	Martin	187	A	1901	2	22B	E-11
*Eagan	55122	Dakota	47,409	A	1972	6	38A, 38B	O-11
*Eagle Bend	56446	Todd	524	A	1890	7	11B	E-11
*Eagle Lake	56024	Bluc Earth	1,703	A	1902	1	26B	E-11
*East Bethel	55011	Anoka	8,050	A	1957	6	50A	E-11
#East Grand Forks	56721	Polk	8,658	MC	1975	7	1B	O-11
*East Gull Lake	56401	Cass	687	S	1947	8	4B	E-11
*Easton	56025	Faribault	229	A	1874	1	26B	E-11
*Echo	56237	Yellow Medicine	304	A	1954	2	21A	E-11
*Eden Prairie	55344	Hennepin	39,311	B	1968	3	41A, 41B, 42B, 43A	E-11
*Eden Valley	55329	Meeker-Stearns	732	A	1962	2	20A	E-11
*Edgerton	56128	Pipestone	1,106	A	1887	2	21B	E-11
*Edina	55424	Hennepin	46,070	B	1954	3,5	42A, 42B	E-11
*Effic	56639	Itasca	130	A	1940	8	3A	E-11
*Eitzen	55931	Houston	221	A	1947	1	32B	E-11
*Elba	55910	Winona	220	S	1894	1	32A	E-11
*ELBOW LAKE	56531	Grant	1,186	A	1960	7	13A	E-11
*Elgin	55932	Wabasha	733	A	1895	1	29B	E-11
*Elizabeth	56533	Otter Tail	152	A	1884	7	9B	E-11
*Elko	55020	Scott	223	A	1949	1	37B	E-11
*ELK RIVER	55330	Sherburne	11,143	A	1881	8	19B	E-11
*Elkton	55933	Mower	142	A	1906	1	27B	E-11
*Ellendale	56026	Steele	549	A	1901	1	28B	E-11
*Ellsworth	56129	Nobles	580	A	1887	2	21B	E-11
*Elmdale	56314	Morrison	130	S	1947	7	14A	E-11
*Elmore	56027	Faribault	709	A	1951	1	26B	E-11
*Elrosa	56325	Stearns	205	S	1938	7	14B	E-11
#Ely	55731	St. Louis	3,968	MC	1903	8	6A	B-11
*Elysian	56028	LeSueur-Waseca	445	MC	1883	1	25B	E-11
*Emily	56447	Crow Wing	613	A	1957	8	12A	E-11
*Emmons	56029	Freeborn	439	A	1899	1	27A	E-11
*Erhard	56534	Otter Tail	181	A	1949	7	9B	E-11
*Erskine	56535	Polk	422	A	1897	7	2A	E-11
*Evan	56238	Brown	83	S	1904	2	23A	E-11
*Evansville	56326	Douglas	566	A	1881	7	10A	E-11
#Eveleth	55734	St. Louis	4,064	MC	1913	8	5A	E-11
#Excelsior	55331	Hennepin	2,367	CM	1962	3	43B	E-11
*Eyota	55934	Olmsted	1,448	A	1875	1	31B	E-11
*Fairfax	55332	Renville	1,276	A	1888	2	15B	E-11

CHAPTER 6 LOCAL ADMINISTRATION

Place	ZIP Code	County	Pop.	Govt.	Date	Cong. Dist.	Leg. Dist.	Elec. Date
#FAIRMONT	56031	Martin	11,265	MC	1901	2	26A	O-11
*Falcon Heights	55113	Ramsey	5,380	A	1949	4	54A	O-11
#FARIBAULT	55021	Rice	17,085	CM	1911	1	25B	E-11
*Farmington	55024	Dakota	5,940	A	1870	6	37A, 37B	E-11
*Farwell	56327	Pope	74	S	1905	7	13A	E-11
*Federal Dam	56641	Cass	118	S	1911	8	4B	B-11
*Felton	56536	Clay	211	S	1901	7	2A	E-11
#FERGUS FALLS	56537	Otter Tail	12,362	MC	1903	7	10A	B-11
*Fertile	56540	Polk	853	A	1888	7	2A	E-11
*Fifty Lakes	56448	Crow Wing	299	A	1949	8	12A	E-11
*Finlayson	55735	Pine	242	A	1905	8	8B	E-11
*Fisher	56723	Polk	413	A	1881	7	2A	E-11
*Flensburg	56328	Morrison	213	S	1911	7	12B	E-11
*Floodwood	55736	St. Louis	574	S	1899	8	3B	E-11
*Florence	56130	Lyon	53	S	1920	2	21B	E-11
*FOLLEY	56329	Benton	1,854	SM	1900	8	17B	E-11
*Forada	56308	Douglas	171	S	1905	7	10B	B-11
*Forest Lake	55025	Washington	5,833	A	1893	6	51B	E-11
*Foreston	56330	Mille Lacs	354	A	1889	8	17A	E-11
*Fort Ripley	56449	Crow Wing	92	A	1927	8	12B	E-11
*Fosston	56542	Polk	1,529	A	1949	7	2B	O-11
*Fountain	55935	Fillmore	327	A	1876	1	31B	E-11
*Foxhome	56543	Wilkin	160	S	1902	7	9B	O-12
*Franklin	55333	Renville	441	A	1961	2	15B	E-11
*Frazee	56544	Becker	1,176	A	1891	7	11A	E-11
*Freeborn	56032	Freeborn	301	A	1949	1	27A	E-11
*Freeport	56331	Stearns	556	A	1892	7	14B	E-11
#Fridley	55432	Anoka	28,335	CM	1957	6	48B, 52A	B-11
*Frost	56033	Faribault	236	A	1903	1	26B	E-11
*Fulda	56131	Murray	1,212	A	1881	2	22A	E-11
*Funkley	56630	Beltrami	15	S	1904	7	2B	B-11
*Garfield	56332	Douglas	203	A	1905	7	10B	E-11
*Garrison	56450	Crow Wing	138	S	1937	8	12B	E-11
*Garvin	56132	Lyon	149	A	1945	2	22A	E-11
*Gary	56545	Norman	200	A	1901	7	2A	E-11
#Gaylord	55334	Sibley	1,935	MC	1949	2	23B	E-11
*Gem Lake	55110	Ramsey	439	A	1959	4	53B	E-11
*Geneva	56035	Freeborn	444	A	1889	1	27A	E-11
*Genola	56364	Morrison	85	S	1915	8	17A	E-11
*Georgetown	56546	Clay	107	S	1904	7	2A	E-11
*Ghent	56239	Lyon	316	A	1899	2	21A	E-11
*Gibbon	55335	Sibley	712	MC	1887	2	23B	O-11
#Gilbert	55741	St. Louis	1,934	MC	1941	8	5A	B-11
*Gilman	56333	Benton	192	S	1959	8	17B	E-11
#GLENCOE	55336	McLeod	4,648	MC	1909	2	23B	B-11
*Glenville	56036	Freeborn	778	SM	1898	1	27A	E-11
#GLENWOOD	56334	Pope	2,573	MC	1913	7	10B	E-11
*Glyndon	56547	Clay	862	A	1881	7	9B	E-11
*Golden Valley	55427	Hennepin	20,971	B	1959	5	45B, 46A	O-11
*Gonvick	56644	Clearwater	302	A	1917	7	2B	E-11
*Goodhue	55027	Goodhue	533	A	1897	1	29B	E-11
*Goodridge	56725	Pennington	115	A	1915	7	1B	E-11
*Good Thunder	56037	Blue Earth	561	A	1893	1	26B	E-11
*Goodview	55987	Winona	2,878	A	1962	1	32A	E-11
*Graceville	56240	Big Stone	671	S	1881	2	13A	E-11
*Granada	56039	Martin	374	A	1895	2	26A	E-11
*GRAND MARAIS	55604	Cook	1,171	A	1960	8	6A	E-11
*Grand Meadow	55936	Mower	967	A	1876	1	31B	E-11
*GRAND RAPIDS	55744	Itasca	7,976	A	1957	8	3B	O-11
#GRANITE FALLS	56241	Yellow Medicine-Chippewa	3,083	CM	1907	2	15B	B-11
*Grasston	55030	Kanabec	119	A	1907	8	18A	E-11
*Greenbush	56726	Roseau	800	A	1905	7	1A	E-11
*Greenfield	55357	Hennepin	1,450	A	1958	3	34A	E-11
*Green Isle	55338	Sibley	239	SM	1892	2	23B	E-11
*Greenwald	56335	Stearns	209	S	1915	7	14B	E-11
*Greenwood	55331	Hennepin	614	A	1956	3	43B	E-11
*Grey Eagle	56336	Todd	353	A	1898	7	11B	E-11
*Grove City	56243	Meecker	547	A	1956	2	15B	E-11
*Grygla	56727	Marshall	220	A	1917	7	1A	E-11
*Gully	56646	Polk	128	A	1924	7	2B	E-11
*Hackensack	56452	Cass	245	A	1903	8	4B	E-11
*Hadley	56133	Murray	94	S	1903	2	22A	B-11
*HALLOCK	56728	Kittson	1,304	A	1887	7	1A	E-11
*Halma	56729	Kittson	73	S	1923	7	1A	E-11

Place	ZIP Code	County	Pop.	Govt.	Date	Cong. Dist.	Leg. Dist.	Elec. Date
*Halstad	56548	Norman	611	S	1893	7	2A	E-11
*Hamburg	55339	Carver	492	A	1900	2	20B	E-11
#Ham Lake	55304	Anoka	8,924	MC	1973	6	50A, 50B	E-11
*Hammond	55938	Wabasha	205	S	1900	1	29B	E-11
*Hampton	55031	Dakota	363	A	1896	1	37A	E-11
*Hancock	56244	Stevens	723	A	1881	7	13A	E-11
*Hanley Falls	56245	Yellow Medicine	246	A	1884	2	21A	E-11
*Hanover	55341	Hennepin-Wright	787	A	1892	3	34A	E-11
*Hanska	56041	Brown	443	A	1901	2	23B	E-11
*Harding	56364	Morrison	76	S	1938	8	17A	E-11
*Hardwick	56134	Rock	234	A	1898	2	21B	E-11
*Harmony	55939	Fillmore	1,081	A	1896	1	31B	E-11
*Harris	55032	Chisago	843	A	1884	8	18B	E-11
*Hartland	56042	Freeborn	270	A	1893	1	27A	E-11
#HASTINGS	55033	Dakota-Washington	15,440	MC	1907	6	29A, 56B	E-11
*Hatfield	56135	Pipestone	66	A	1919	2	21B	E-11
*Hawley	56549	Clay	1,655	A	1884	7	9B	O-11
*Hayfield	55940	Dodge	1,283	A	1896	1	28B	E-11
*Hayward	56043	Freeborn	246	A	1924	1	27A	E-11
*Hazel Run	56247	Yellow Medicine	81	S	1902	2	21A	B-11
*Hector	55342	Renville	1,145	A	1881	2	15B	E-11
*Hcidelberg	56071	Le Sueur	73	S	1894	2	25A	B-11
*Henderson	56044	Sibley	746	A	1891	2	23B	E-11
*Hendricks	56136	Lincoln	684	A	1900	2	21B	E-11
*Hendrum	56550	Norman	309	A	1901	7	2A	O-11
*Henning	56551	Otter Tail	738	A	1884	7	10A	O-11
*Henriette	55036	Pine	78	S	1920	8	8B	E-11
*Herman	56248	Grant	485	A	1881	7	13A	O-11
*Hermantown	55811	St. Louis	6,761	A	1975	8	8A	E-11
*Heron Lake	56137	Jackson	730	A	1942	2	22B	E-11
*Hewitt	56453	Todd	269	A	1899	7	11B	E-11
*Hibbing	55746	St. Louis	18,046	S	1893	8	5B	E-11
*Hill City	55748	Aitkin	469	A	1910	8	3B	E-11
*Hillman	56338	Morrison	45	S	1938	8	17A	B-12
*Hills	56138	Rock	607	A	1949	2	21B	E-11
*Hilltop	55421	Anoka	749	A	1966	6	52A	B-11
*Hinckley	55037	Pine	946	A	1880	8	8B	E-11
*Hitterdal	56552	Clay	242	A	1918	7	9B	E-11
*Hoffman	56339	Grant	576	A	1960	7	13A	E-11
*Hokah	55941	Houston	687	A	1871	1	32B	E-11
*Holdingford	56340	Stearns	561	A	1896	7	14A	E-11
*Holland	56139	Pipestone	216	S	1898	2	21B	E-11
*Hollandale	56045	Freeborn	289	A	1934	1	27A	E-11
*Holloway	56249	Swift	123	S	903	2	13A	E-11
*Holt	56738	Marshall	88	S	1915	7	1A	O-11
#Hopkins	55343	Hennepin	16,534	CM	1947	3	44A	O-5
*Houston	55943	Houston	1,013	A	1874	1	32B	E-11
*Howard Lake	55349	Wright	1,343	A	1878	2	20B	E-11
*Hoyt Lakes	55750	St. Louis	2,348	A	1955	8	6A	E-11
*Hugo	55038	Washington	4,417	A	1972	6	51B, 56A	E-11
*Humboldt	56731	Kittson	74	S	1919	7	1A	E-11
#Hutchinson	55350	McLeod	11,523	S	1913	2	20A	O-11
*Ihlen	56140	Pipestone	101	S	1919	2	21B	E-11
*Independence	55359	Hennepin	2,822	A	1956	3	34A	O-11
#INTERNATIONAL FALLS	56649	Koochiching	8,325	MC	910	8	3A	E-11
*Inver Grove Heights	55077	Dakota	22,477	A	1965	4, 6	39A, 39B	E-11
*Iona	56141	Murray	158	A	1896	2	22A	E-11
*Iron Junction	55751	St. Louis	133	S	1893	8	5B	E-11
*Ironton	56455	Crow Wing	553	A	1911	8	12A	E-11
*Isanti	55040	Isanti	1228	MC	1978	8	18A	E-11
*Isle	56342	Mille Lacs	566	A	1968	8	17A	E-11
*IVANHOE	56142	Lincoln	751	A	1968	2	21B	E-11
#JACKSON	56143	Jackson	3,559	MC	1920	2	22B	E-11
*Janesville	56048	Wasca	1,969	A	1870	1	26B	E-11
*Jasper	56144	Pipestone-Rock	599	A	1889	2	21B	E-11
*Jeffers	56145	Cottonwood	443	A	1900	2	22B	O-11
*Jenkins	56456	Crow Wing	262	A	1969	8	12A	E-11
*Johnson	56250	Big Stone	46	S	1903	2	11A	B-11
#Jordan	55352	Scott	2,909	MC	1972	2	35B	E-11
*Kandiyohi	56251	Kandiyohi	506	S	1904	2	15A	E-11
*Karlstad	56732	Kittson	881	A	1905	7	1A	E-11
*Kasota	56050	Le Sueur	655	A	1890	1	24B	E-11
*Kasson	55944	Dodge	3,514	A	1870	1	28B	E-11
*Keewatin	55753	Itasca	1,118	S	1906	8	3B	E-11

CHAPTER 6 LOCAL ADMINISTRATION

Place	ZIP Code	County	Pop.	Govt.	Date	Cong. Dist.	Leg. Dist.	Elec. Date
*Kelliher	56650	Beltrami	348	A	903	7	2B	E-11
*Kellogg	55945	Wabasha	423	A	1877	1	29B	E-11
*Kennedy	56733	Kittson	337	A	1899	7	1A	E-11
*Kenneth	56147	Rock	81	A	1921	2	21B	E-11
*Kensington	56343	Douglas	295	A	1891	7	13A	E-11
*Kent	56553	Wilkin	131	A	1904	7	9B	B-11
*Kenyon	55946	Goodhue	1,552	A	1885	1	28B	E-11
*Kerkhoven	56252	Swift	732	A	1881	2	13B	E-11
*Kerrick	55756	Pine	56	S	1946	8	8B	E-11
*Kettle River	55757	Carlton	190	A	1921	8	8B	E-11
*Kiester	56051	Fairbault	606	A	1900	1	26B	O-11
*Kilkenny	56052	Le Sueur	167	A	1883	1	25B	E-11
*Kimball	55353	Stearns	690	A	1892	7	14B	E-11
*Kinbrae	56126	Nobles	18	S	1896	2	22A	E-11
*Kingston	55326	Meeker	131	A	1961	2	20A	E-11
*Kinney	55758	St. Louis	257	S	910	8	5A	E-11
*La Crescent	55947	Houston	4,311	A	1903	1	32B	E-11
*Lafayette	56054	Nicollet	462	A	1968	2	23B	E-11
*Lake Benton	56149	Lincoln	693	A	1881	2	21B	E-11
*Lake Bronson	56734	Kittson	272	A	1905	7	1A	E-11
#Lake City	55041	Wabasha-Goodhue	4,391	MC	1909	1	29B	B-11
*Lake Crystal	56055	Blue Earth	2,084	SM	1912	1	26A	O-11
*Lake Elmo	55042	Washington	5,903	A	1969	6	56B	E-11
*Lakefield	56150	Jackson	1,679	A	1949	2	22B	E-11
*Lake Henry	56362	Stearns	90	A	1913	7	14B	B-12
*Lakeland	55043	Washington	2,000	A	1951	6	56B	E-11
*Lakeland Shores	55043	Washington	291	S	1949	6	56B	E-11
*Lake Lillian	56253	Kandiyohi	229	A	926	2	15B	E-11
*Lake Park	56554	Becker	638	A	1967	7	9B	E-11
*Lake St. Croix Beach	55043	Washington	1,078	A	1951	6	56B	E-11
*Lake Shore	56401	Cass	693	S	1947	8	4B	E-11
*Lakeville	55044	Dakota	24,854	A	967	3, 6	36A, 37B	O-11
*Lake Wilson	56151	Murray	319	A	1900	2	21B	E-11
*Lamberton	56152	Redwood	972	A	1950	2	22B	E-11
*Lancaster	56735	Kittson	342	A	905	7	1A	E-11
*Landfall	55119	Washington	685	S	1959	6	57A	E-11
*Lanesboro	55949	Fillmore	858	A	1952	1	31B	E-11
*La Porte	56461	Hubbard	101	S	1908	7	4A	B-11
*La Prairie	55744	Itasca	438	S	1890	8	3B	O-11
*La Salle	56056	Watonwan	98	A	1921	2	26A	E-11
*Lastrup	56344	Morrison	112	S	1916	8	17A	O-11
*Lauderdale	55113	Ramsey	2,700	A	1949	4	54A	O-11
*LE CENTER	56057	Le Sueur	2,006	A	1890	1	25A	E-11
*Lengby	56651	Polk	112	A	1904	7	2B	E-11
*Leonard	56652	Clearwater	26	S	1922	7	2B	E-11
*Leonidas	55734	St. Louis	70	S	1917	8	5A	E-11
*LeRoy	55951	Mower	904	A	1876	1	31B	E-11
*Lester Prairie	55354	McLeod	1,180	A	1888	2	20B	E-11
*Le Sueur	56058	Le Sueur	3,714	MC	1971	2	24B	B-11
*Lewiston	55952	Winona	1,298	A	1875	1	32B	O-11
*Lewisville	56060	Watonwan	255	A	1969	2	26A	E-11
*Lexington	55014	Anoka	2,279	A	1964	6	51A	O-11
*Lilydale	55118	Dakota	506	A	1951	4	38A	O-11
*Lindstrom	55045	Chisago	2,461	A	1950	8	18B	E-11
#Lino Lakes	55014	Anoka	8,807	MC	1982	6	51B	O-11
*Lismore	56155	Nobles	248	A	1902	2	21B	E-11
#LITCHFIELD	55355	Meeker	6,041	MC	1943	2	20A	E-11
*Little Canada	55117	Ramsey	8,971	A	1953	4	53B, 54B	E-11
#LITTLE FALLS	56345	Morrison	7,232	SM	1889	8	12B	E-11
*Littlefork	56653	Koochiching	838	A	1904	8	3A	E-11
*Long Beach	56334	Pope	204	S	1938	7	10B	E-11
*Long Lake	55356	Hennepin	1,984	A	1957	3	34B	E-11
*LONG PRAIRIE	56347	Todd	2,786	A	1883	7	11B	E-11
*Longville	56655	Cass	224	A	1941	8	4B	E-11
*Lonsdale	55046	Rice	1,252	A	1911	1	25A	O-11
*Loretto	55357	Hennepin	404	A	940	3	34B	E-11
*Louisburg	56254	Lac qui Parle	42	S	1905	2	13B	B-11
*Lowry	56349	Pope	233	S	1896	7	13A	E-11
*Lucan	56255	Redwood	235	A	1902	2	21A	E-11
#LUVIERNE	56156	Rock	4,382	MC	1957	2	21B	E-11
*Lyle	55953	Mower	504	A	965	1	27B	E-11
*Lynd	56157	Lyon	287	A	1954	2	21A	E-11
*McGrath	56350	Aitkin	62	A	1923	8	8B	E-11
*McGregor	55760	Aitkin	376	S	1903	8	8B	E-11
*McIntosh	56556	Polk	665	A	1891	7	2A	E-11
*McKinley	55761	St. Louis	116	S	1892	8	5A	E-11

Place	ZIP Code	County	Pop.	Govt.	Date	Cong. Dist.	Leg. Dist.	Elec. Date
*Mabel	55954	Fillmore	745	A	1892	1	31B	E-11
*Madelia	56062	Watonwan	2,237	A	1951	2	26A	E-11
#MADISON	56256	Lac qui Parle	1,951	MC	1923	2	13B	O-06
*Madison Lake	56063	Blue Earth	643	A	1891	1	26B	E-11
*Magnolia	56158	Rock	155	A	1894	2	21B	E-11
*MAHNOMEN	56537	Mahnomen	1,154	A	1905	7	2A	E-11
*Mahtomedi	55115	Washington	5,569	A	1931	6	55A, 56A	O-11
*Manchester	56064	Freeborn	69	A	1947	1	27A	E-11
*Manhattan Beach	56463	Crow Wing	61	S	1941	8	12A	E-11
#MANKATO	56001	Blue Earth-Nicollet	31,468	CM	1910	1	24A, 24B	E-11
*MANTORVILLE	55955	Dodge	874	A	1857	1	28B	E-11
*Maple Grove	55369	Hennepin	38,736	A	1966	3	33A, 33B	E-11
*Maple Lake	55358	Wright	1,394	A	1890	2	19A	E-11
*Maple Plain	55359	Hennepin	2,005	A	1961	3	34B	E-11
*Mapleton	56065	Blue Earth	1,526	A	1878	1	26B	E-11
*Mapleview	55912	Mower	206	A	1966	1	27B	E-11
*Maplewood	55109	Ramsey	30,954	B	1968	4	53B, 54B, 55B, 57A	E-11
*Marble	55764	Itasca	618	S	1909	8	3B	O-11
*Marietta	56257	Lac qui Parle	211	A	1900	2	13B	E-11
*Marine-on-St. Croix	55047	Washington	602	A	1959	6	51B	E-11
#MARSHALL	56258	Lyon	12,023	MC	1969	2	21A	E-11
*Mayer	55360	Carver	471	A	1900	2	35A	E-11
*Maynard	56260	Chippewa	419	A	1897	2	13B	E-11
*Mazeppa	55956	Wabasha	722	A	1969	1	29B	E-11
*Meadowlands	55765	St. Louis	92	A	1924	8	5B	E-11
*Medford	55049	Steele	733	A	1936	1	28B	E-11
*Medicine Lake	55441	Hennepin	385	A	1950	3	45B	E-11
*Medina	55340	Hennepin	3,096	A	1955	3	34B	E-11
*Meire Grove	56352	Steams	124	S	1896	7	14B	B-11
*Melrose	56352	Steams	2,561	A	1897	7	14B	E-11
*Menahga	56464	Wadena	1076	A	1892	7	4B	E-11
*Mendota	55150	Dakota	164	A	1887	4	38A	E-11
*Mendota Heights	55118	Dakota	9,431	A	1956	4	38A, 39A	E-11
*Mentor	56736	Polk	94	A	1902	7	2A	E-11
*Middle River	56737	Marshall	285	A	1904	7	1A	E-11
*Miesville	55009	Dakota	135	A	1951	1	37A	E-11
*MILACA	56353	Millie Lacs	2,182	B	1897	8	17A	E-11
*Milan	56262	Chippewa	353	A	1893	2	13B	E-11
*Millerville	56315	Douglas	104	A	1903	7	10A	E-11
*Millville	55957	Wabasha	163	S	1899	1	29B	E-11
*Milroy	56263	Redwood	297	S	1902	2	21A	E-11
*Miltona	56354	Douglas	181	A	1930	7	10A	E-11
#MINNEAPOLIS	55415	Hennepin	368,383	MC	1920	5	58A, 58B, 59A, 59B, 60A, 60B, 61A, 61B, 62A, 62B, 63A, 63B	O-11
*Minneiska	55910	Wabasha-Winona	127	A	1875	1	29B, 32A	E-11
*Minnkota	56264	Lyon	1,417	A	1881	2	21A	E-11
*Minnesota City	55959	Winona	258	A	1895	1	32A	E-11
*Minnesota Lake	56068	Faribault-Blue Earth	681	A	1895	1	26B	E-11
#Minnetonka	55345	Hennepin	48,370	CM	1969	3	43B, 44A, 45A	O-11
*Minnetonka Beach	55361	Hennepin	573	MC	1922	3	43A	B-06
*Minnetrista	55364	Hennepin	3,439	A	1960	3	34A	E-11
*Mizpah	56660	Koochiching	100	S	1905	8	3A	E-11
#MONTEVIDEO	56265	Chippewa	5,499	CM	1947	2	13B	E-11
*Montgomery	56069	Le Sueur	2,399	A	1902	1	25A	E-11
*Monticello	55362	Wright	4,941	A	1966	2	19A	E-11
*Montrose	55363	Wright	1008	A	1881	2	20B	E-11
#MOORHEAD	56560	Clay	32,295	CM	1900	7	9A	O-11
*Moose Lake	55767	Carlton	1,206	A	1899	8	8B	E-11
*MORA	55051	Kanabec	2,905	A	1949	8	17A	O-11
*Morgan	56266	Redwood	965	A	1889	2	23A	E-11
#MORRIS	56267	Stevens	5,613	CM	1913	7	13A	O-11
*Morristown	55052	Rice	784	A	1875	1	25B	E-11
*Morton	56270	Renville	448	A	1949	2	15B	E-11
*Motley	56466	Morrison-Cass	441	A	1887	7, 8	12B	E-11
*Mound	55364	Hennepin	9,634	B	1949	3	34A	E-11
#Mounds View	55112	Ramsey	12,541	MC	1979	4	52B	E-11
*Mountain Iron	55768	St. Louis	3,362	A	1892	8	5A	E-11
*Mountain Lake	56159	Cottonwood	1,906	A	1886	2	22B	E-11
*Murdock	56271	Swift	282	A	1881	2	13B	E-11
*Myrtle	56070	Freeborn	72	A	1937	1	27A	E-11
*Nashua	56565	Wilkin	63	A	1902	7	9B	E-11
*Nashwauk	55769	Itasca	1,026	A	1902	8	3B	O-11
*Nassau	56272	Lac qui Parle	83	S	1897	2	13B	E-11
*Nelson	56355	Douglas	177	A	1905	7	10B	E-11
*Nerstrand	55053	Rice	210	A	1897	1	25B	E-11



CHAPTER 6 LOCAL ADMINISTRATION

Place	ZIP Code	County	Pop.	Govt.	Date	Cong. Dist.	Leg. Dist.	Elec. Date
*Nevis	56467	Hubbard	375	A	1902	7	4B	E-11
*New Auburn	55366	Sibley	363	A	1895	2	23B	E-11
*New Brighton	55112	Ramsey	22,207	B	1887	4	52A, 52B	O-11
*Newfolden	56738	Marshall	345	A	1916	7	1B	E-11
*New Germany	55367	Carver	353	A	1901	2	35A	E-11
*New Hope	55428	Hennepin	21,853	B	1966	5	46A, 46B	E-11
*New London	56273	Kandiyohi	971	A	1889	2	15A	E-11
*New Market	55054	Scott	227	A	1895	1	37B	O-11
*New Munich	56356	Stearns	314	A	1896	7	14B	E-11
*Newport	55055	Washington	3,720	MC	1889	6	57B	O-11
#New Prague	56071	Le Sueur-Scott	3,569	MC	1975	2	25A	O-11
*New Richland	56072	Waseca	1,237	SM	1920	1	26B	E-11
*New Trier	55031	Dakota	96	A	1874	1	37A	E-11
#NEW ULM	56073	Brown	13,132	CM	1887	2	23A	E-11
*New York Mills	56567	Otter Tail	940	A	1884	7	11A	E-11
*Nicollet	56074	Nicollet	795	A	1881	2	23B	E-11
*Nielsville	56568	Potk	100	A	1920	7	2A	E-11
*Nimrod	56478	Wadena	65	S	1946	7	4B	E-11
*Nisswa	56468	Crow Wing	1,391	A	1946	8	12A	E-11
*Norcross	56274	Grant	86	A	1904	7	13A	O-11
*North Branch	55056	Chisago	1,867	A	1881	8	18B	O-11
#Northfield	55057	Rice-Dakota	14,684	SM	1907	1	25A, 25B, 37A	B-11
*North Mankato	56001	Nicollet	10,164	A	1921	1	24B	E-11
*North Oaks	55127	Ramsey	3,386	A	1956	4	53B	E-11
*Northome	56661	Koochiching	283	A	1903	8	3A	E-11
*North Redwood	56283	Redwood	203	A	1903	2	23A	E-11
*Northrop	56075	Martin	276	A	1933	2	26A	E-11
*North St. Paul	55109	Ramsey	12,376	B	1951	4	55B	E-11
*Norwood	55368	Carver	1,351	A	1881	2	20B	E-11
*Oakdale	55128	Washington	18,374	A	1968	6	56B, 57A	E-11
*Oak Grove	55011	Anoka	5924	A	1993	6	50A	E-11
*Oak Park Heights	55082	Washington	3,486	A	1959	6	56A	E-11
*Odessa	56276	Big Stone	155	A	1895	2	13B	E-11
*Odin	56160	Watsonwan	102	A	1902	2	22B	E-11
*Ogema	56569	Becker	164	S	1907	7	2B	E-11
*Ogilvie	56358	Kanabec	510	A	1902	8	17A	E-11
*Okabena	56161	Jackson	223	A	1938	2	22B	E-11
*Oklee	56742	Red Lake	441	A	1914	7	1B	E-11
*OLIVIA	56277	Renville	2,623	A	1881	2	15B	E-11
*Onamia	56359	Mille Laes	676	A	1908	8	17A	E-11
*Ormsby	56162	Martin-Watsonwan	159	A	1902	2	22B	E-11
*Orono	55323	Hennepin	7,285	A	1954	3	34B, 43A	E-11
*Oronoco	55960	Olmsted	727	A	1968	1	31A	E-11
*Orr	55771	St. Louis	265	A	1935	8	6A	E-11
#ORTONVILLE	56278	Big Stone	2,205	MC	1908	2	13B	O-11
*Osakis	56360	Douglas-Todd	1,256	A	1857	7	11B	E-11
*Oslo	56744	Marshall	362	A	1905	7	1B	E-11
*Osseo	55369	Hennepin	2,704	S	1875	3	48A	O-11
*Ostrander	55961	Fillmore	276	A	1918	1	31B	E-11
*Otsego	55330	Wright	5,219	S	1989	2	19B	E-11
*Otertail	56571	Otter Tail	313	S	1904	7	10A	B-11
#OWATONNA	55060	Steele	19,386	MC	1909	1	28A	E-03
*Palisade	56469	Aitkin	144	S	1922	8	3B	E-11
*Parkers Prairie	56361	Otter Tail	956	A	1950	7	10A	E-11
*PARK RAPIDS	56470	Hubbard	2,863	A	1952	7	4B	O-11
*Paynesville	56362	Stearns	2,275	A	1887	2	14B	E-11
*Pease	56363	Mille Laes	178	S	1923	8	17A	E-11
*Pelican Rapids	56572	Otter Tail	1,886	A	1950	7	9B	E-11
*Pemberton	56078	Blue Earth	228	A	1946	1	26B	E-11
*Pennock	56279	Kandiyohi	476	A	1903	2	15A	E-11
*Pequot Lakes	56472	Crow Wing	843	A	1902	8	12A	E-11
*Perham	56573	Otter Tail	2,075	B	1969	7	11A	E-11
*Perley	56574	Norman	132	A	1906	7	2A	E-11
*Peterson	55962	Fillmore	259	A	1909	1	32B	E-11
*Pierz	56364	Morrison	1,014	S	1894	8	12B	E-11
*Pillager	56473	Cass	306	A	1900	8	12B	E-11
*PINE CITY	55063	Pine	2,613	A	1881	8	18B	E-11
*Pine Island	55963	Goodhue-Olmsted	2,125	A	1878	1	29B	E-11
*Pine River	56474	Cass	871	A	1901	8	4B	E-11
*Pine Springs	55109	Washington	436	A	1959	6	56B	E-11
#PIPESTONE	56164	Pipestone	4,554	MC	1913	2	21B	B-11
*Plainview	55964	Wabasha	2,768	A	1875	1	29B	E-11
*Plato	55370	McLeod	355	A	1889	2	20B	E-11
*Pleasant Lake	56301	Stearns	79	S	1938	7	14A	B-11
*Plummer	56748	Red Lake	277	A	1905	7	1B	E-11
*Plymouth	55447	Hennepin	50,889	B	1969	3	33 B,34B,45A,45B	O-11

Place	ZIP Code	County	Pop.	Govt.	Date	Cong. Dist.	Leg. Dist.	Elec. Date
*Porter	56280	Yellow Medicine	210	S	1898	2	21A	E-11
*PRESTON	55965	Fillmore	1,530	A	1967	1	31B	E-11
*Princeton	55371	Mille Lacs-Sherburne	3,719	A	1965	8	17A, 17B	E-11
*Prinsburg	56281	Kandiyohi	502	A	1952	2	15B	E-11
*Prior Lake	55372	Scott	11,482	B	1891	2	35B	O-11
*Proctor	55810	St. Louis	2,974	A	1894	8	8A	E-11
*Quamba	55064	Kanabec	124	S	1952	8	17A	E-11
*Racine	55967	Mower	288	A	1959	1	31B	E-11
*Ramsey	55303	Anoka	12,408	MC	1984	6	50B	E-11
*Randall	56475	Morrison	571	S	1900	7	12B	E-11
*Randolph	55065	Dakota	331	S	1904	1	37A	E-11
*Ranier	56668	Koochiching	199	A	1908	8	3A	E-11
*Raymond	56282	Kandiyohi	668	A	1897	2	15B	E-11
*RED LAKE FALLS	56750	Red Lake	1,481	A	1895	7	1B	O-11
*RED WING	55066	Goodhue	15,134	MC	1904	1	29A	B-04
*REDWOOD FALLS	56283	Redwood	4,859	MC	1941	2	23A	B-11
*Regal	56312	Kandiyohi	51	A	1940	2	15A	E-11
*Reiner	56672	Cass	342	A	1912	8	4B	E-11
*Renville	56284	Renville	1,315	MC	1906	2	15B	B-11
*Revere	56166	Redwood	117	A	1900	2	22A	E-11
*Ricc	56367	Benton	610	A	1890	7	14A	E-11
*Richfield	55423	Hennepin	35,710	CM	1964	5	40A,63B	E-11
*Richmond	56368	Stearns	965	A	1890	7	14B	E-11
*Richville	56576	Otter Tail	121	S	1904	7	10A	E-11
*Riverton	56455	Crow Wing	122	A	1914	8	12A	E-11
*Robbinsdale	55422	Hennepin	14,396	B	1938	5	46B	E-11
*ROCHESTER	55902	Olmsted	70,745	MC	1904	1	30A, 30B, 31A	B-05
*Rock Creek	55067	Pine	1040	A	1970	8	18B	E-11
*Rockford	55373	Hennepin-Wright	2,665	A	1881	3	34A	E-11
*Rockville	56369	Stearns	579	S	1903	7	14B	E-11
*Rogers	55374	Hennepin	698	A	1914	3	33A	E-11
*Rollingstone	55969	Winona	697	A	1892	1	32A	E-11
*Ronneby	56329	Benton	58	S	1899	8	17B	E-11
*Roosevelt	56673	Roseau-Lake of the Woods	180	A	1906	7	1A	E-11
*Roscoe	56371	Stearns	141	A	1911	7	14B	E-11
*ROSEAU	56751	Roseau	2,396	A	1895	7	1A	E-11
*Rose Creek	55970	Mower	363	A	1899	1	27B	E-11
*Rosemount	55068	Dakota	8,622	A	1875	6	37A	O-11
*Roseville	55113	Ramsey	33,485	B	1964	4	54A, 54B	O-11
*Rothsay	56579	Wilkin-Otter Tail	443	A	1883	7	9B	O-11
*Round Lake	56167	Nobles	463	A	1898	2	22A	E-11
*Royalton	56373	Morrison	802	A	1887	8	14A	E-11
*Rush City	55069	Chisago	1,497	A	1873	8	18B	E-11
*Rushford	55971	Fillmore	1,485	MC	1927	1	32B	O-11
*Rushford Village	55971	Fillmore	705	S	1858	1	32B	E-11
*Rushmore	56168	Nobles	381	A	1900	2	22A	E-11
*Russell	56169	Lyon	394	A	1898	2	21A	E-11
*Ruthton	56170	Pipestone	328	A	1897	2	21B	E-11
*Rutledge	55778	Pine	152	S	1893	8	8B	E-11
*Sabin	56580	Clay	495	S	1929	7	9B	B-11
*Sacred Heart	56285	Renville	603	A	1883	2	15B	O-11
*St. Anthony	55418	Hennepin-Ramsey	7,727	B	1963	4	54A	O-11
*St. Anthony	56307	Stearns	81	A	1911	7	14A	E-11
*St. Bonifacius	55375	Hennepin	1,180	A	1904	3	34A	E-11
*St. Charles	55972	Winona	2,642	MC	1974	1	31B	O-11
*St. Clair	56080	Blue Earth	633	A	1907	1	26B	E-11
*ST. CLOUD	56301	Benton-Sherburne-Stearns	48,812	SM	1908	7	16A, 16B, 17B	O-11
*St. Francis	55070	Anoka	2,538	MC	1975	6	50A	E-11
*St. Hilaire	56754	Pennington	298	A	1883	7	1B	O-11
*St. James	56081	Watonwan	4,364	MC	1951	2	26A	E-11
*St. Joseph	56374	Stearns	3,294	A	1890	7	14A	E-11
*St. Leo	56286	Yellow Medicine	111	S	1940	2	21A	E-11
*St. Louis Park	55416	Hennepin	43,787	CM	1954	5	44A, 44B	O-11
*St. Martin	56376	Stearns	274	A	1890	7	14B	E-11
*St. Mary's Point	55043	Washington	339	A	1951	6	56B	E-11
*St. Michael	55376	Wright	2,506	A	1890	2	19B	E-11
*ST. PAUL	55102	Ramsey	272,235	SM	1900	4	55B, 64A, 64B, 65A, 65B, 66A, 66B, 67A, 67B	O-11
*St. Paul Park	55071	Washington-Ramsey	4,965	A	1909	6	57B	O-11
*ST. PETER	56082	Nicollet	9,421	A	1891	2	24B	B-11
*St. Rosa	56331	Stearns	75	S	1939	7	11B	B-12

CHAPTER 6 LOCAL ADMINISTRATION

Place	ZIP Code	County	Pop.	Govt.	Date	Cong. Dist.	Leg. Dist.	Elec. Date
*St. Stephen	56375	Stearns	607	MC	1914	7	14A	E-11
*St. Vincent	56755	Kittson	116	S	1881	7	1A	E-11
*Sanborn	56083	Redwood	459	A	1891	2	23A	E-11
*Sandstone	55072	Pine	2,057	A	1887	8	8B	O-11
*Sargeant	55973	Mower	78	A	1900	1	31B	E-11
*Sartell	56377	Benton-Stearns	5,393	A	1907	7	14A	E-11
#Sauk Centre	56378	Stearns	3,581	MC	1918	7	10B	B-11
*Sauk Rapids	56379	Benton	7,825	A	1881	7	16A	E-11
*Savage	55378	Scott	9,906	A	1892	3	41B	O-11
*Seanton	55720	Carlton	878	A	1902	8	8A	O-11
*Seaforth	56287	Redwood	87	S	1901	2	21A	E-11
*Sebekka	56477	Wadena	662	A	1898	7	11A	E-11
*Sedan	56380	Pope	63	S	1897	7	14B	E-11
*Shafer	55074	Chisago	368	A	1922	8	18B	E-11
*SHAKOPEE	55379	Scott	11,739	A	1875	2	35B	O-11
*Shelly	56581	Norman	225	A	1902	7	2A	E-11
*Sherburn	56171	Martin	1,105	A	1956	2	22B	E-11
*Shevlin	56676	Clearwater	157	S	1889	7	2B	E-11
*Shoreview	55126	Ramsey	24,587	B	1963	4	53A, 53B	O-11
*Shorewood	55331	Hennepin	5,917	A	1959	3	43A, 43B	E-11
*Silver Bay	55614	Lake	1,894	A	1956	8	6A	O-11
*Silver Lake	55381	McLeod	764	A	1889	2	20B	E-11
*Skyline	56001	Blue Earth	272	A	1957	1	24A	E-11
*SLAYTON	56172	Murray	2,147	A	1883	2	22A	E-11
#Sleepy Eye	56085	Brown	3,694	MC	1903	2	23A	O-04
*Sobieski	56345	Morrison	199	S	1915	7	12B	E-11
*Solway	56678	Beltrami	74	S	1899	7	4A	E-11
*South Haven	55382	Wright	193	A	1902	2	20B	O-11
#South St. Paul	55075	Dakota	20,197	MC	1905	4	39A, 39B	O-04
*Spicer	56288	Kandiyohi	1,020	S	1904	2	15A	E-11
#Springfield	56087	Brown	2,173	MC	1924	2	23A	E-11
*Spring Grove	55974	Houston	1,153	A	1889	1	32B	E-11
*Spring Hill	56352	Stearns	77	A	1900	7	14B	O-11
*Spring Lake Park	55432	Anoka-Ramsey	6,532	A	1970	4, 6	48B	E-11
*Spring Park	55384	Hennepin	1,571	A	1952	3	34A	E-11
*Spring Valley	55975	Fillmore	2,461	A	1872	1	31B	E-11
*Squaw Lake	56681	Itasca	139	A	1940	8	3A	E-11
*Stacy	55079	Chisago	1,081	A	1923	8	18A	E-11
#Staples	56479	Todd-Wadena	2,754	MC	1976	7	11B	O-11
*Starbuck	56381	Pope	1,143	A	1883	7	13A	E-11
*Steen	56173	Rock	176	A	1942	2	21B	E-11
*Stephen	56757	Marshall	707	A	1883	7	1A	E-11
*Stewart	55385	McLeod	566	A	1888	2	15B	E-11
*Stewartville	55976	Olmsted	4,520	A	1964	1	31A	E-11
#STILLWATER	55082	Washington	13,882	MC	1915	6	56A	E-11
*Stockton	55988	Winona	529	A	1947	1	32B	E-11
*Storden	56174	Cottonwood	283	A	1921	2	22B	E-11
*Strandquist	56758	Marshall	98	S	1923	7	1A	E-11
*Strathcona	56759	Roseau	40	S	1920	7	1A	E-11
*Sturgeon Lake	55783	Pine	230	A	1889	8	8B	E-11
*Sunburg	56289	Kandiyohi	117	S	1951	2	15A	E-11
*Sunfish Lake	55118	Dakota	413	A	1958	4	39A	E-11
*Swanville	56382	Morrison	324	A	1893	7	12B	E-11
*Taconite	55786	Itasca	310	S	1909	8	3B	O-11
*Tamarack	55787	Aitkin	53	S	1921	8	8B	E-11
*Taopi	55977	Mower	83	S	1878	1	31B	E-11
*Taunton	56291	Lyon	175	A	1900	2	21A	B-11
*Taylors Falls	55084	Chisago	694	A	1960	8	18B	E-11
*Tenney	56583	Wilkin	4	S	1901	7	9B	E-11
*Tenstrike	56683	Beltrami	184	S	1901	7	4A	O-11
*THIEF RIVER FALLS	56701	Pennington	8,010	A	1895	7	1B	O-11
*Thomson	55718	Carlton	132	A	1891	8	8A	E-11
*Tintah	56583	Traverse	74	A	1899	7	13A	E-11
*Tonka Bay	55331	Hennepin	1,472	A	1901	3	43A	E-11
#Tower	55790	St. Louis	502	MC	1912	8	6A	B-02
#Tracy	56175	Lyon	2,059	MC	1912	2	22A	B-11
*Trail	56684	Polk	67	A	1950	7	2B	E-11
*Trinmont	56176	Martin	745	A	1958	2	22B	E-11
*Trommald	56441	Crow Wing	80	A	1917	8	12A	E-11
*Trosky	56177	Pipestone	120	S	1893	2	21B	E-11
*Truman	56088	Martin	1,292	A	1899	2	26A	E-11
*Turtle River	56601	Beltrami	62	A	1901	7	4A	E-11
*Twin Lakes	56089	Freeborn	154	A	1957	1	27A	E-11
*Twin Valley	56584	Norman	821	A	1894	7	2A	E-11
#TWO HARBORS	55616	Lake	3,651	MC	1907	8	6A	O-11
*Tyler	56178	Lincoln	1,257	A	1961	2	21B	E-11

Place	ZIP Code	County	Pop.	Govt.	Date	Cong. Dist.	Leg. Dist.	Elec. Date
*Ulen	56585	Clay	547	A	1896	7	2A	E-11
*Underwood	56586	Otter Tail	284	A	1912	7	10A	E-11
*Upsala	56384	Morrison	371	A	1917	7	14A	E-11
*Urbank	56361	Otter Tail	73	A	1947	7	10A	E-11
*Utica	55979	Winona	220	A	1893	1	32B	E-11
*Vadnais Heights	55127	Ramsey	11,041	A	1957	4	53B	E-11
*Vergas	56587	Otter Tail	287	A	1905	7	11A	E-11
*Vermillion	55085	Dakota	510	A	1881	6	37A	E-11
*Verndale	56481	Wadena	560	A	1883	7	11B	E-11
*Vernon Center	56090	Blue Earth	339	A	1899	1	26A	E-11
*Vesta	56292	Redwood	302	S	1900	2	21A	E-11
*Victoria	55386	Carver	2,354	A	1915	2	43A	E-11
*Viking	56760	Marshall	103	S	1921	7	1B	E-11
*Villard	56385	Pope	247	S	1883	7	10B	E-11
*Vining	56588	Otter Tail	84	S	1909	7	10A	E-11
#Virginia	55792	St. Louis	9,410	MC	1909	8	5A	O-11
#WABASHA	55981	Wabasha	2,384	MC	1920	1	29B	E-11
*Wabasso	56293	Redwood	684	A	1900	2	21A	E-11
*Waconia	55387	Carver	3,498	A	1921	2	35A	E-11
*WADENA	56482	Wadena-Otter Tail	4,131	A	1881	7	11A	O-11
*Wahkon	56386	Mille Lacs	197	A	1912	8	17A	E-11
*Waite Park	56387	Stearns	5,020	A	1893	7	16B	O-11
*Waldorf	56091	Waseca	243	A	1920	1	26B	E-11
*WALKER	56484	Cass	950	A	1964	8	4B	E-11
*Walnut Grove	56180	Redwood	625	A	1966	2	22A	E-11
*Walters	56092	Faribault	86	A	1957	1	26B	E-11
*Waltham	55982	Mower	170	A	1885	1	27B	E-11
*Wanamingo	55983	Goodhue	847	A	1917	1	28B	E-11
*Wanda	56294	Redwood	103	S	1902	2	23A	E-11
*Warba	55793	Itasca	137	S	1911	8	3B	E-11
#WARREN	56762	Marshall	1,813	MC	1914	7	1B	E-11
*Warroad	56763	Roseau	1,679	A	1956	7	1A	E-11
#WASECA	56093	Waseca	8,385	CM	1968	1	28A	B-11
*Watertown	55388	Carver	2,408	A	1877	2	20B	E-11
*Waterville	56096	Le Sueur	1,771	A	1894	1	25B	E-11
*Watkins	55389	Meeker	849	A	1893	2	20A	E-11
*Watson	56295	Chippewa	211	S	1883	2	13B	E-10
*Waubun	56589	Mahnomen	330	A	1907	7	2A	E-11
*Waverly	55390	Wright	600	A	1881	2	20B	E-11
#Wayzata	55391	Hennepin	3,806	CM	1927	3	45A	B-11
*Welcome	56181	Martin	790	A	1890	2	22B	E-11
*Wells	56097	Faribault	2,465	A	1871	1	26B	E-11
*Wendell	56590	Grant	159	S	1904	7	13A	E-11
*Westbrook	56183	Cottonwood	853	A	1901	2	22A	E-11
*West Concord	55985	Dodge	871	A	1952	1	28B	E-11
*Westport	56385	Pope	47	S	1926	7	10B	E-11
#West St. Paul	55118	Dakota	19,248	CM	1962	4	39A	E-11
*West Union	56389	Todd	54	S	1900	7	11B	E-11
*Whalan	55986	Fillmore	94	S	1876	1	31B	E-11
*WHEATON	56296	Traverse	1,615	A	1955	7	13A	E-11
#White Bear Lake	55110	Ramsey, Washington	24,704	CM	1921	4, 6	53B, 55A	B-03
*Wilder	56184	Jackson	83	A	1899	2	22B	E-11
*Wilernic	55090	Washington	584	A	1969	6	55A, 56A	E-11
*Williams	56686	Lake of the Woods	212	A	1901	7	1A	E-11
#WILLMAR	56201	Kandiyohi	17,531	MC	1968	2	15A	E-11
*Willow River	55795	Pine	284	A	1891	8	8B	E-11
*Wilmont	56185	Nobles	351	A	1900	2	22A	E-11
*Wilton	56687	Beltrami	171	S	1906	7	4A	E-11
#WINDOM	56101	Cottonwood	4,283	MC	1920	2	22B	E-11
*Winger	56592	Polk	167	A	1921	7	2A	E-11
*Winnebago	56098	Faribault	1,565	A	1873	1	26B	E-11
#WINONA	55987	Winona	25,399	CM	1968	1	32A	O-11
*Winsted	55395	McLeod	1,581	A	1887	2	20B	E-11
#Winthrop	55396	Sibley	1,279	MC	1976	2	23B	O-11
*Winton	55796	St. Louis	169	S	1901	8	6A	E-11
*Wolf Lake	56593	Becker	35	A	1949	7	2B	E-11
*Wolverton	56594	Wilkin	158	A	1913	7	9B	E-11
*Woodbury	55125	Washington	20,075	A	1967	6	56B, 57A	O-11
*Wood Lake	56297	Yellow Medicine	406	A	1956	2	21A	E-11
*Woodland	55331	Hennepin	496	A	1948	3	43B	E-11
*Woodstock	56186	Pipestone	159	S	1892	2	21B	E-11
#WORTHINGTON	56187	Nobles	9,977	MC	1909	2	22A	B-11
*Wrenshall	55797	Carlton	296	A	1926	8	8B	E-11
*Wright	55798	Carlton	144	S	1920	8	8B	B-11
*Wykoff	55990	Fillmore	493	A	1876	1	31B	E-11

Place	ZIP Code	County	Pop.	Govt.	Date	Cong. Dist.	Leg. Dist.	Elec. Date
*Wyoming	55092	Chisago	2,142	A	1902	8	18B	E-11
*Young America	55397	Carver	1,354	A	1879	2	20B	E-11
*Zemple	56636	Itasca	63	S	1911	8	3A	E-11
*Zimmerman	55398	Sherburne	1,350	A	1910	8	17B	E-11
*Zumbro Falls	55991	Wabasha	237	S	1898	1	29B	E-11
*Zumbrota	55992	Goodhue	2,312	A	1877	1	29B	E-11

## MINNESOTA MUNICIPAL BOARD

475 McColl Bldg., 366 Jackson St., St. Paul 55101-1925, (612) 296-2428

**Law provides:** The three member board acts on all boundary adjustments between a city and the adjacent land and rules on incorporations of cities. (*Minnesota Statutes, Chapter 414*).

**Executive Director:** Terrence A. Merritt.

## TOWNSHIPS IN MINNESOTA

**Law provides:** Townships are governed by a board of supervisors elected by the people for three year terms, and administrative officers elected/appointed for two year terms at the annual town meeting held in each town on the second Tuesday of March. Optional forms of organization may be selected by the voters (*Minnesota Statutes, Chapters 365, 368*)

**Functions:** Townships have authority for planning, subdivision control, zoning, maintenance of public works, parks, cemeteries, and hospitals in addition to regular duties such as elections, tax levies and public roads.

*Additional information about Minnesota's 1,800 townships is available from the Minnesota Association of Townships, 805 Central Ave. E, Box 267, St. Michael 55376, (612) 497-2330.*

## SCHOOL DISTRICTS IN MINNESOTA

**Law provides:** The school districts of Minnesota provide for the education of students from kindergarten through grade twelve. School facilities are supplied by the 377 independent school districts, two special districts, two common districts, three intermediate districts, two secondary cooperative districts, and 13 charter schools. In addition, many students have the opportunity to enroll in schools outside their own district through various attendance options programs. School districts are governed by an elected school board. Minnesota law provides that public education shall be free and no pupil can be denied an education because of economic hardship and the inability to provide the books and supplies necessary to complete the requirements for graduation (*Minnesota Statutes, Chapter 120*).

*Additional information about Minnesota school districts is available from Data Management, Department of Education, 849 Capitol Square Bldg., 550 Cedar St., St. Paul 55101, (612) 296-2400.*

DISTRICT NAME	PHONE #	NUMBER	ADDRESS
<b>AITKIN COUNTY</b>			
Aitkin	218-927-2115	1	306 2nd St. N.W., 56431-1289
Hill City	218-697-2394	2	500 Ione Ave., 55748-9600
McGregor	218-768-2111	4	Box 160, 2nd St. & Albert, 55760-0160
<b>ANOKA COUNTY</b>			
Anoka-Hennepin	612-422-5500	11	11299 Hanson Blvd. N.W., Coon Rapids 55433-3799
Centennial	612-780-7610	12	4707 North Rd., Circle Pines 55014-1898
Columbia Heights	612-574-6505	13	1400 49th Ave. N.E., 55421-1992
Fridley	612-571-6000	14	6000 W. Moore Lake Dr., 55432-5698
Pact Charter School	612-421-3722	4008	600 E. Main St., Anoka 55303
St. Francis	612-753-2241	15	3325 Bridge St., 55070-9732
Spring Lake Park	612-786-5570	16	8000 Hwy. 65 N.E., 55432-2071
<b>BECKER COUNTY</b>			
Audubon	218-439-3303	21	Box 338, 56511-0338
Detroit Lakes	218-847-9271	22	Box 766, 702 Lake Ave., 56501
Frazee	218-334-3181	23	Box 186, 56544
Lake Park	218-238-5914	24	Box 479, 56554-0479
Pine Point	218-573-3550	25	Box 61, Ponsford 56575
<b>BELTRAMI COUNTY</b>			
Bemidji	218-759-3110	31	201 15th St. N.W., 56601-3865
Blackduck	218-835-4214	32	Box N, 1st St. E., 56630-0342
Kelliher	218-647-8286	36	Box 259, 56650
Red Lake	218-679-3353	38	Red Lake, 56671
<b>BENTON COUNTY</b>			
Foley	612-968-7175	51	520 Dewey St., 56329
Sauk Rapids	612-253-4703	47	Box 520, 56379-0520
<b>BIG STONE COUNTY</b>			
Beardsley	612-265-6966	57	Box 189, Beardsley 56211
Clinton-Graceville	612-325-5282	55	Box 361, Clinton 56225
Ortonville	612-839-6181	62	200 Trojan Dr., 56278
<b>BLUE EARTH COUNTY</b>			
Lake Crystal-Wellcome			
Memorial	507-726-2323	2071	Box 160, Lake Crystal 56055-0160
Mankato	507-387-1868	77	Box 8741, 56002-8741
Maple River	507-524-3915	2135	Box 515, 101 6th Ave. NE, Mapleton 56065-0515
St. Clair	507-245-3027	75	Box 99, 56080-0099
<b>BROWN COUNTY</b>			
Comfrey	507-877-3491	81	Box 68, 56019-0068
New Ulm	507-359-8401	88	400 S. Payne, 56073-3296
Sleepy Eye	507-794-7903	84	400 4th Ave. S.W., 56085-1204
Springfield	507-723-4283	85	12 S. Burns, 56087-1299
<b>CARLTON COUNTY</b>			
Barnum	218-389-6978	91	Box 227, 55707-0227
Carlton	218-384-4225	93	Box 310, 55718
Cloquet	218-879-6721	94	509 Carlton Ave., 55720-1757
Cromwell	218-644-3737	95	Box 7, Cromwell 55726
Esko	218-879-2969	99	Hwy 61, Esko 55733
Moose Lake	218-485-4435	97	413 Birch Ave., 55767-0489
Wrenshall	218-384-4274	100	Box 68, 55797-0068

CHAPTER 6 LOCAL ADMINISTRATION

DISTRICT NAME	PHONE #	NUMBER	ADDRESS
<b>CARVER COUNTY</b>			
Chaska	612-368-3601	112	110600 Village Rd., 55318-1394
Norwood	612-467-2272	108	531 Morse St., 55368-0247
Waconia	612-442-6600	110	24 S. Walnut St., 55387
Watertown-Mayer	612-955-0204	111	Box 938, 1001 Hwy. 25 NW, Watertown 55388-0368
<b>CASS COUNTY</b>			
Cass Lake	218-335-2204	115	Rt. 3, Box 4, 56633-0004
Pillager	218-746-3772	116	Box 38, 56473-0038
Pine River-Backus	218-587-4720	2174	Box 610, Pine River 56474
Remer	218-566-2351	118	Rt. 1, Box A, 56672-9701
Walker-Akeley	218-547-1311	113	Box 4000, Walker 56484-4000
<b>CHIPPEWA COUNTY</b>			
Clara City-Maynard-			
Raymond	612-847-2154	2180	Box 690, Clara City 56222-0690
Milan	612-752-4200	128	RR 2, Box 68A, Madison 56256-9631
Montevideo	612-269-8833	129	3rd St. & Eureka Ave., 56265-1599
<b>CHISAGO COUNTY</b>			
Chisago Lakes	612-257-5600	2144	13750 Lake Blvd., Lindstrom 55045-0187
Franconia	612-257-6654	323	Box 130, Scandia 55073
North Branch	612-674-5210	138	Box 370, 320 Main St., 55056-0370
Rush City	612-358-4855	139	Box 566, 55069-0566
<b>CLAY COUNTY</b>			
Barnesville	218-354-2217	146	Box 189, 56514-0189
Dilworth-Glyndon-Felton	218-287-2371	2164	Box 188, Dilworth 56529
Hawley	218-483-4647	150	Box 608, 56549
Moorhead	218-299-6256	152	810 4th Ave. S., 56560-2892
Ulen-Hitterdal	218-596-8853	914	Box 389, Ulen 56585-0389
<b>CLEARWATER COUNTY</b>			
Bagley	218-694-6184	162	202 Bagley Ave. N.W., 56621-9302
Clearbrook	218-776-3112	161	Box 8, 56634
Gonvick	218-487-5262	158	Box 119, 56644-0119
<b>COOK COUNTY</b>			
Cook County	218-387-2271	166	Box 1030, Grand Marais 55604-0118
<b>COTTONWOOD COUNTY</b>			
Mountain Lake	507-427-2325	173	Box 400, 450 12th St., 56159
Storden-Jeffers	507-445-3424	178	Box 69, Storden 56174-0069
Westbrook	507-274-5450	175	Box 128, 56183-0218
Windom	507-831-4885	177	Box C-177, 56101-0177
<b>CROW WING COUNTY</b>			
Brainerd	218-828-5300	181	300 Quince St., 56401-4095
Crosby-Ironton	218-546-5165	182	711 Poplar St., Crosby 56441
Emily Charter School		4012	Box 40, 56447
Pequot Lakes	218-568-4996	186	Box 368, 56472-0368
<b>DAKOTA COUNTY</b>			
Burnsville	612-895-7200	191	100 River Ridge Ct., 55337
Farmington	612-463-6400	192	510 Walnut St., 55024-1389
Hastings	612-437-6111	200	9th & Vermillion St., 55033-2116
Inver Grove	612-457-7210	199	2990 80th St. E., 55076-3235
Lakeville	612-469-7100	194	8670 210th St. W., 55044-8501

DISTRICT NAME	PHONE #	NUMBER	ADDRESS
Randolph	507-263-2151	195	Box 38, 29110 Davisson Ave. 55065-0038
Rosemount-Apple Valley -Eagan	612-423-7700	196	14445 Diamond Path W., Rosemount 55068-4199
South St. Paul	612-457-9465	6	700 N. 2nd St., 55075-2062
West St. Paul-Mendota Heights	612-681-2300	197	1897 Delaware, W. St. Paul 55118
<b>DODGE COUNTY</b>			
Hayfield	507-477-3238	203	Box 6, 55940
Kasson-Mantorville	507-634-1100	204	Box 158, Kasson 55944-0158
Triton	507-374-2192	2125	Box 40, Dodge Center 55927-0040
<b>DOUGLAS COUNTY</b>			
Alexandria	612-762-2141	206	Box 308, 56308-0308
Brandon	612-524-2263	207	Box 185, 3rd. & Stowe, 56315-0185
Evansville	218-948-2241	208	123 2nd. Ave., 56326
Kensington	612-528-2650	209	Box 68, Barrett 56311-0068
Osakis	612-859-2191	213	Box X, 500 1st. Ave. E., 56360-0624
<b>FARIBAULT COUNTY</b>			
Blue Earth	507-526-3188	2148	315 E. 6th St., 56013-2006
Blue Earth Area Jt. Power	507-526-3188	6059	1125 N. Hwy. 169, Blue Earth 56013- 2006
Delavan	507-854-3201	218	Box 125, 300 E 2nd St., 56023
Elmore	507-943-3135	219	Box 98, 56027-0098
United South Central	507-553-3134	2134	250 2nd Ave. SW, Wells 56097-1997
<b>FILLMORE COUNTY</b>			
Harmony	507-886-6464	228	145 Main Ave. S., 55939-0599
Kingsland	507-352-4341	2137	Box 96, 201 W. Bartlett S, Wykoff 55990-0496
Lanesboro	507-467-2229	229	100 Kirkwood E., 55949
Mabel-Canton	507-493-5423	238	Box 337, Mabel 55954
Preston-Fountain	507-765-3636	233	Box 407, Preston 55965
Rushford-Peterson	507-864-7785	239	Box 627, Rushford 55971-0627
<b>FREEBORN COUNTY</b>			
Albert Lea	507-377-5800	241	109 West Ave., 56007-2477
Alden	507-874-3240	242	Box 99, 56009-0099
Emmons	507-297-5442	243	Box 8, 56029-0008
Glenville	507-448-3623	245	230 5th St. S.E., 56036-9772
<b>GOODHUE COUNTY</b>			
Cannon Falls	507-263-3562	252	820 E. Minnesota St., 55009-2299
Goodhue	612-923-4447	253	510 3rd Ave., 55027-0128
Kenyon-Wanamingo	507-789-6186	2172	401 Forest, Kenyon 55946
Pine Island	507-356-4849	255	Box 398, 55963-0398
Red Wing	612-388-7181	256	444 6th St., 55066-2696
Zumbrota-Mazeppa	507-732-5107	2805	425 Chestnut St., Mazeppa 55956-0222
<b>GRANT COUNTY</b>			
Ashby	218-747-2257	261	Box C, 56309-0403
Barrett	612-528-2650	262	Box 68, 56311-0068
Elbow Lake	612-528-2650	263	Box 68, Barret 56311-0068
Herman-Norcross	612-677-2291	264	Box 288, Herman 56248-0288
Hoffman	612-528-2650	265	Box 68, Barrett 56311-0068



CHAPTER 6 LOCAL ADMINISTRATION

DISTRICT NAME	PHONE #	NUMBER	ADDRESS
<b>HENNEPIN COUNTY</b>			
Bloomington	612-885-8450	271	8900 Portland Ave. S., 55420-2994
Brooklyn Center	612-561-2120	286	6500 Humboldt Ave. N., 55430-1897
Cedar Riverside	612-339-5767	4004	1525 S. 4th St., Mpls. 55454
Community	612-339-5767	4004	1525 S. 4th St., Mpls. 55454
Eden Prairie	612-975-7000	272	8100 School Rd., 55344-2292
Edina	612-928-2500	273	5701 Normandale Rd. 55424-1599
Hopkins	612-988-4000	270	1001 State Hwy. 7, 55305-7294
Minneapolis	612-627-2010	1	807 N.E. Broadway, 55413-2398
Minneapolis Comm.			
Learning		4010	1800 Glenwood Ave. N., 55404
Minnetonka	612-470-3400	276	261 School Ave., Excelsior 55331-1987
New Visions School		4011	3820 Emerson Ave. N., Mpls. 55412
Orono	612-449-8300	278	Box 46, 685 Old Crystal Bay Rd., Long Lake 55356
Osseo	612-391-7000	279	11200 93rd Ave. N., Maple Grove 55369-0327
Richfield	612-861-8220	280	7001 Harriet Ave. S., 55423-3000
Robbinsdale	612-533-2781	281	4148 Winnetka Ave. N., New Hope 55427-1288
St. Anthony- New Brighton	612-782-1000	282	3303 33rd Ave. N.E., St. Anthony 55418-9971
St. Louis Park	612-928-6001	283	6425 W. 33rd St., 55426-3498
Wayzata	612-476-3100	284	Box 660, 55391-9990
<b>HOUSTON COUNTY</b>			
Caledonia	507-724-3316	299	511 W. Main St., 55921-1194
Houston	507-896-3161	294	306 W. Elm, 55943
La Crescent-Hokah	507-895-4484	300	510 S. Oak St., La Crescent 55947-1315
Spring Grove	507-498-3221	297	Box 626, 55974-0626
<b>HUBBARD COUNTY</b>			
LaPorte	218-224-2288	306	Rt. 1, Box 1, 56461
Nevis	218-652-3500	308	Box 138, 56467-0138
Park Rapids	218-732-3333	309	Box 591, 56470
<b>ISANTI COUNTY</b>			
Braham	612-396-3313	314	Box 488, 55006-0488
Cambridge-Isanti	612-689-4988	911	315 7th Lane N.E., Cambridge 55008-1269
<b>ITASCA COUNTY</b>			
Deer River	218-246-2420	317	Box 307, 56636-0307
Grand Rapids	218-327-2261	318	820 N. Pokegama Ave., 55744-2687
Greenway	218-245-1566	316	Box 195, Coleraine 55722-0195
Nashwauk-Keewatin	218-885-2705	319	400 2nd St., Nashwauk 55769-1298
<b>JACKSON COUNTY</b>			
Heron Lake-Okabena	507-793-2307	330	Box 378, Heron Lake 56137
Jackson	507-847-3608	324	1128 N. Hwy., 56143-1075
Lakefield	507-662-6625	325	Box 338, 56150-0338
Sioux Valley	507-839-3673	328	Rt. 2, Box 96, Lake Park, Iowa 51347-9229
<b>KANABEC COUNTY</b>			
Mora	612-679-3560	332	400 E. Maple, 55051-1313
Ogilvie	612-272-4431	333	333 School Dr., 56358-0160

DISTRICT NAME	PHONE #	NUMBER	ADDRESS
<b>KANDIYOHI COUNTY</b>			
Atwater	612-974-8841	341	Box 760, 3rd & Wyoming, 56209-0760
Atwater-Cosmos-Grove City		6062	Box 760, 3rd. & Wyoming, Atwater 56209
New London-Spicer	612-354-2087	345	Box 430, New London 56273
Prinsburg	612-978-4721	815	Box 297, 56281
Willmar	612-231-1100	347	611 W. 5th St., 56201-3297
<b>KITTSOON COUNTY</b>			
Karlstad-Strandquist	218-436-2261	2358	Box 178, Karlstad 56732
Kittson Central	218-843-3682	2171	Box 670, Hallock 56728-0670
Lancaster	218-762-5400	356	Box 217, 56735
<b>KOOCHICHING COUNTY</b>			
International Falls	218-283-8468	361	900 5th St., 56649-2488
Littlefork-Big Falls	218-278-6614	362	Box D, Littlefork 56653
South Koochiching	218-897-5277	363	Box 465, Northome 56661
<b>LAC QUI PARLE COUNTY</b>			
Bellingham	612-568-2118	371	RR 1, Box 1, 56212-9701
Dawson	612-769-2955	378	Box 1018, 56232-1018
Lac Qui Parle Valley	612-752-4200	6011	RR 2, Box 68A, Madison 56256-9631
Madison-Marietta-Nassau	612-598-7528	2153	RR 2, Box 68A, Madison 56256-9631
<b>LAKE COUNTY</b>			
Lake Superior	218-834-8216	381	405 4th Ave., Two Harbors 55616
<b>LAKE OF THE WOODS COUNTY</b>			
Lake of the Woods	218-634-2735	390	Box 310, Baudette 56623
<b>LE SUEUR COUNTY</b>			
Cleveland	507-931-5953	391	Box 310, 56017-0310
Le Center	612-357-6802	392	150 W. Tyrone St., 56057-1299
Le Sueur-Henderson	612-665-8828	2397	115 1/2 N. 5th St., Le Sueur 56058-1849
Montgomery-Lonsdale	612-364-8100	394	101 2nd St. N.E., Montgomery 56069
Waterville-Elysian-Morris	507-362-4432	2143	500 E. Paquin St., Waterville 56096-1596
<b>LINCOLN COUNTY</b>			
Hendricks	507-275-3116	402	200 E. Lincoln, 56136-0137
Ivanhoe	507-694-1540	403	Box 9, 56142-0009
Lake Benton	507-368-4236	404	Box 158, 101 Garfield St., 56149-0158
Tyler	507-247-5911	409	Box 659, 56178-0659
Verdi	507-368-9212	408	Box 58, 56179-9735
<b>LYON COUNTY</b>			
Balaton	507-734-5601	411	Box 150, 330 3rd St., 56115-0150
Lakeview	507-423-5164	2167	Box 107, Cottonwood 56229-0107
Lynd	507-865-4404	415	Box 68, 56157-0068
Marshall	507-537-0555	413	401 S. Saratoga St., 56258-1799
Minneota	507-872-6532	414	504 N. Monroe St., 56264-0098
Russell	507-823-4371	418	Box 310, 3rd & Prairie, 56169-0310
Tracy	507-629-4222	417	Box 30, 934 Pine St., 56175-0030
<b>MCLEOD COUNTY</b>			
Brownton	612-328-5216	421	Box 99, 335 3rd St. S., 55312-0099
Glencoe	612-864-3165	422	1621 E. 16th St., 55336-1799

CHAPTER 6 LOCAL ADMINISTRATION

DISTRICT NAME	PHONE #	NUMBER	ADDRESS
Hutchinson	612-587-2860	423	30 Glen St. N., 55350-1696
Lester Prairie	612-395-2521	424	131 Hickory St. N., 55354-0158
Silver Lake	612-327-2118	425	229 Lake Ave., 55381
Stewart	612-562-2110	426	Box 99, 55385-0099
Winsted	612-485-2190	427	431 4th St. N., 55395-0160
<b>MAHNOMEN COUNTY</b>			
Mahnomen	218-935-2211	432	Box 319, 56557
Waubun	218-473-2171	435	Box 98, 56589-0098
<b>MARSHALL COUNTY</b>			
Argyle	218-437-6615	437	Box 279, 56713
Grygla	218-294-6155	447	Box 18, 56727-0018
Middle River	218-222-3690	440	Box 130, 56737-0130
Newfolden	218-874-8530	441	Box 277, 56738
Stephen	218-478-3315	443	Box 68, 56757
Warren-Alvarado-Oslo	218-745-5393	2176	224 E. Bridge St., Warren 56762-1599
<b>MARTIN COUNTY</b>			
Ceylon	507-632-4291	451	301 W. Grant, 56121-0368
Fairmont	507-238-4234	454	115 S. Park St., 56031-2887
Granada-Huntley-East			
Chain	507-447-2211	2536	Box 17, Granada 56039-0017
Martin County West	507-728-8276	2448	Box 268, 308 4th St., Welcome 56181
Truman	507-776-2111	458	Box 276, 401 E. 1st. St. S., 56088-0276
<b>MEEKER COUNTY</b>			
Cosmos	612-877-7231	461	Box 760, 3rd. & Wyoming, 56209-0760
Dassel-Cokato	612-286-5535	466	Box 370, Cokato 55321-0370
Eden Valley	612-453-6310	463	Box 100, 55329-0100
Grove City	612-857-2271	464	Box 760, 3rd & Wyoming, Atwater 56209-0760
Litchfield	612-693-2444	465	901 Gilman Ave. N., 55355-1409
<b>MILLE LACS COUNTY</b>			
Isle	612-676-3146	473	Box 25, 56342-0025
Milaca	612-983-7210	912	500 Hwy. 23 W., 56353-1147
Onamia	612-532-4174	480	35465 125th Ave., 56359
Princeton	612-389-4101	477	110 S. 6th Ave., 55371-1820
<b>MORRISON COUNTY</b>			
Little Falls	612-632-5709	482	1001 S.E. 5th Ave., 56345-3398
Pierz	612-468-6458	484	112 Kamnic St., 56364
Royalton	612-584-5531	485	Box 5, 56373-0005
Swanville	612-547-2431	486	Box 98, 56382-0098
Upsala	612-573-2174	487	Box 190, 56384-0190
<b>MOWER COUNTY</b>			
Austin	507-433-0966	492	202 4th Ave. N.E., 55912
Grand Meadow	507-754-5318	495	Box 68, 55936-0068
Le Roy	507-324-5743	499	Box 1000, 55951
Lyle	507-325-4146	497	Box 359, 55953-0359
Southland	507-582-3283	500	Box 351, 203 2nd. St. NW, Adams 55909-0351
<b>MURRAY COUNTY</b>			
Fulda	507-425-2514	505	Box 247, 410 N. College Ave., 56131-0247
Murray County	507-836-6183	2169	2420 28th St., Slayton 56172-1498

DISTRICT NAME	PHONE #	NUMBER	ADDRESS
<b>NICOLLET COUNTY</b>			
Nicollet	507-225-3411	507	Box 108, 56074-0108
St. Peter	507-931-5703	508	803 Davis St., 56082-1657
<b>NOBLES COUNTY</b>			
Adrian	507-483-2266	511	Box 40, 56110-0040
Brewster	507-842-5951	513	Box 309, 915 4th Ave., 56119-0309
Ellsworth	507-967-2242	514	Box 8, 56129-0008
Round Lake	507-945-8123	516	445 Harrison St., 56167
Worthington	507-372-2172	518	Box 878, 1117 Marine Ave., 56187-1610
<b>NORMAN COUNTY</b>			
Ada	218-784-4462	521	105 E. 4th Ave., 56510-1472
Borup	218-582-3333	522	Box 8, Main St., 56519-9998
Halstad-Hendrum	218-456-2152	2527	Box 328, 56548-0328
Norman County East	218-356-8222	523	Box 100, Gary 56545
Twin Valley	218-584-5151	526	Box 420, 56584-0420
<b>OLMSTED COUNTY</b>			
Byron	507-775-2383	531	Box 517, 55920
Chatfield	507-867-4210	227	205 Union St. N.E., 55923-1099
Dover-Eyota	507-545-2125	533	Box 268, 615 South Ave., Eyota 55934
Rochester	507-285-8551	535	615 S.W. 7th St., 55902
Stewartville	507-533-8444	534	500 4th St. S.W., 55976-1198
<b>OTTER TAIL COUNTY</b>			
Battle Lake	218-864-5215	542	Box 1280, 56515-1280
Fergus Falls	218-736-7576	544	4B East Dr., 56537-4104
Henning	218-583-2927	545	Box 15, 56551-0015
New York Mills	218-385-4200	553	Box 218, 209 Hayes St., 56567
Parkers Prairie	218-338-6011	547	Box 46, 411 S. Otter Ave., 56361-0046
Pelican Rapids	218-863-5910	548	Box V, 56572-0642
Perham	218-346-4501	549	200 5th St. S.E., 56573-1797
Underwood	218-826-6101	550	Box 248, Southern Ave., 56586-0248
<b>PENNINGTON COUNTY</b>			
Goodridge	218-378-4133	561	Box 195, 56725-0195
Thief River Falls	218-681-8711	564	230 S. Labree, 56701-2800
<b>PINE COUNTY</b>			
East Central	612-245-2289	2580	Box 260, Court Ave. & 5th St., Sandstone, 55072-0260
Hinckley-Finlayson	612-384-6277	2165	Box 308, Hinckley 55037-0308
Pine City	612-629-7511	578	1400 6th St. S., 55063-2064
Willow River	218-372-3131	577	8142 Pine St., 55795-0066
<b>PIPESTONE COUNTY</b>			
Edgerton	507-442-7881	581	Box 28, 56128
Jasper	507-348-3031	582	Box 308, 56144
Pipestone	507-825-5861	583	400 2nd. Ave. S.W., 56164
Ruthon	507-658-3301	584	Box B, 56170-0017
<b>POLK COUNTY</b>			
Climax	218-857-2385	592	Box 67, 56523-0067
Crookston	218-281-5313	593	415 Jackson St., 56716-2099
East Grand Forks	218-773-3494	595	Box 151, 56721-0151
Fertile-Beltrami	218-945-6933	599	Box 648, 210 Mill St., Fertile 56540-0648

CHAPTER 6 LOCAL ADMINISTRATION

DISTRICT NAME	PHONE #	NUMBER	ADDRESS
Fisher	218-891-4105	600	313 Park Ave., 56723
Fosston	218-435-6335	601	301 E. 1st St., 56542-1399
Mentor	218-637-2015	604	Box 68, 56736
Win-E-Mac	218-563-2900	2609	Box 280, McIntosh 56556
<b>POPE COUNTY</b>			
Cyrus	612-795-2216	611	Box 40, 56323
Minnewaska	612-239-4818	2149	3330 Hwy. 28 W., Glenwood 56334-9327
<b>RAMSEY COUNTY</b>			
City Academy	612-298-4624	4000	1109 Margaret St., St. Paul 55106
Metro Deaf School	612-224-3995	4005	289 E. 5th St., St. Paul 55101
Mounds View	612-636-3650	621	2959 Hamline Ave. N., St. Paul 55113-1664
North St. Paul-Maplewood	612-770-4601	622	2055 E. Larpenteur Ave., Maplewood 55109
Roseville	612-635-1600	623	1251 W. Co. Rd. B-2, 55113-3299
St. Paul	612-293-5100	625	360 Colborne St., 55102
Skills For Tomorrow		4006	52 10th St. S., Mpls., 55403-2001
White Bear Lake	612-773-6101	624	3554 White Bear Lake, 55110-4499
<b>RED LAKE COUNTY</b>			
Oklee	218-796-5136	627	Box 100, 56742-0100
Plummer	218-465-4222	628	628 Minnesota Ave., 56748-0007
Red Lake Falls	218-253-2139	630	Box 399, 56750
<b>REDWOOD COUNTY</b>			
Belview	612-329-8362	631	Box 338, Renville, 56284-0338
Lamberton	507-752-7361	633	Box 278, 56152-0278
Milroy	507-336-2563	635	Box 10, 56263
Morgan	507-249-5990	636	Box 188, 56266-0188
Redwood Falls	507-644-3531	637	700 E. Cook St., 56283
Sanborn	507-648-3881	638	Box 98, 56083-0098
Wabasso	507-342-5114	640	Box 69, 1333 May St., 56293-0069
Walnut Grove	507-859-2141	641	Box 278, 6th & Washington, 56180-0278
<b>RENVILLE COUNTY</b>			
Bird Island-Olivia-Lake William	612-365-4060	2534	Box 460, Bird Island, 55310-0460
Buffalo Lake-Hector	612-848-2232	2159	Box 307, 220 W. 3rd. St., Hector 55342-0307
Dakota Open School		4009	Box 129, 7 Lower Sioux Tr., Morton 56270-0129
Danube	612-329-8362	648	Box 338, Renville 56284-0338
Franklin	507-557-2251	650	Box 38, 55333-0038
Morton	507-697-6155	652	Box 69, 280 Centennial Dr., 56270
Renville	612-329-8362	654	Box 338, 56284-0338
Sacred Heart	612-329-8362	655	Box 338, Renville 56284-0338
<b>RICE COUNTY</b>			
Faribault	507-334-2291	656	2855 N.W. 1st Ave., 55021-0618
Northfield	507-663-0629	659	1400 Division St. S., 55057
<b>ROCK COUNTY</b>			
Hills-Beaver Creek	507-962-3240	671	Box 547, Hills 56138
Luverne	507-283-8088	2184	Box 278, 56156-0278

DISTRICT NAME	PHONE #	NUMBER	ADDRESS
<b>ROSEAU COUNTY</b>			
Badger	218-528-3201	676	Box 68, 110 Carpenter Ave., 56714-0068
Greenbush	218-782-2231	678	Box 70, 56726-0070
Roseau	218-463-1471	682	509 3rd St. N.E., 56751-1199
Warroad	218-386-1472	690	510 Cedar Ave., 56763
<b>ST. LOUIS COUNTY</b>			
Chisholm	218-254-5726	695	300 S.W. 3rd. Ave., 55719-2074
Duluth	218-723-4150	709	215 1st Ave. E., 55802-2069
Ely	218-365-6166	696	600 E. Harvey St., 55731-1699
Eveleth-Gilbert	218-744-4380	2154	801 Jones St., Eveleth 55734-1696
Floodwood	218-476-2285	698	Box 287, 115 W. 4th Ave., 55736-0287
Hermantown	218-729-9313	700	4307 Ugstad Rd., Duluth 55811
Hibbing	218-263-4850	701	8th Ave. E. & 21st St., 55746-1803
Mesabi East	218-229-3321	2711	601 N. 1st St. W., Aurora 55705
Mountain Iron-Buhl	218-735-8271	712	Box 537, Mountain Iron 55768-0537
Nett Lake	218-757-3330	707	13090 Westley Drive, 55772-8122
Proctor	218-624-4869	704	131 9th Ave., 55810-2797
St. Louis County	218-749-8130	2142	731 3rd St. S., Virginia 55792-3099
Toivola-Meadowlands	218-427-2311	4002	7705 Western Ave., Meadowlands 55765-8117
Virginia	218-741-5161	706	411 5th Ave. S., 55792-2734
<b>SCOTT COUNTY</b>			
Belle Plaine	612-873-2238	716	220 S. Market St., 56011-1796
Jordan	612-492-6200	717	500 Sunset Dr., 55352-1698
New Prague	612-758-2506	721	101 3rd St. N.W., 56071-1439
Prior Lake	612-447-2185	719	Box 539, 55372
Shakopee	612-496-5000	720	505 S. Holmes, 55379-1384
<b>SHERBURNE COUNTY</b>			
Becker	612-261-4502	726	12000 Hancock St., 55308-9585
Big Lake	612-262-2536	727	Box 410, 501 Minnesota Ave., 55309-0410
Elk River	612-241-3400	728	400 School St., 55330-1391
<b>SIBLEY COUNTY</b>			
Arlington	612-964-2292	731	Box 1000, 55307-1000
Gaylord	612-237-5511	732	Box 356, 55334
Gibbon-Fairfax-			
Winthrop	507-834-6501	2365	323 E. 11th St., Gibbon 55335
New Country School	612-248-3738	4007	Rt. 1, Box 158, Henderson 56044
<b>STEARNS COUNTY</b>			
Albany	612-845-2171	745	Box 330, 56307-0330
Belgrade-El Rosa	612-254-8212	736	Box 339, Belgrade 56312
Brooten	612-346-2244	737	Box 39, 56316-0039
Cold Spring	612-685-4901	750	534 N. 5th Ave., 56320
Holdingford	612-746-2196	738	Box 250, 56340
Kimball	612-398-5585	739	Box 368, 55353-0368
Melrose	612-256-4224	740	546 N. 5th Ave. E., 56352
Paynesville	612-243-3410	741	217 W. Mill St., 56362
St. Cloud	612-253-9333	742	628 Roosevelt Rd., 56301-4898
Sartell	612-656-0748	748	Box 328, 56377-0328
Sauk Centre	612-352-2284	743	903 State Rd., 56378-1698
<b>STEELE COUNTY</b>			
Blooming Prairie	507-583-4427	756	202 4th Ave. N.W., 55917

CHAPTER 6 LOCAL ADMINISTRATION

DISTRICT NAME	PHONE #	NUMBER	ADDRESS
Medford	507-451-5250	763	Box 38, 55049-0038
Owatonna	507-455-8612	761	515 W. Bridge St., 55060-2816
<b>STEVENS COUNTY</b>			
Chokio-Alberta	612-324-7131	771	Box 68, Chokio 56221-0068
Hancock	612-392-5622	768	Box 367, 56244-0367
Morris	612-589-4840	769	201 S. Columbia Ave., 56267
<b>SWIFT COUNTY</b>			
Appleton	612-752-4200	784	RR 2, Box 68A, Madison, 56256-9631
Benson	612-843-2710	777	1400 Montana Ave., 56215-1246
Kerkhoven-Murdock-Sunburg	612-264-1411	775	302 15th. St. N., Kerkhoven 56252-0168
<b>TODD COUNTY</b>			
Bertha-Hewitt	218-924-2500	786	Box 8, Bertha 56437-0008
Browerville	612-594-2272	787	Box 185, 56438-0185
Clarissa	218-756-3631	789	Box 468, 789 Frank St. N., 56440-0468
Eagle Bend	218-738-6442	790	Box 299, 56446
Grey Eagle	612-285-5300	791	Rt. 1 Box 21, 56336-9705
Long Prairie	612-732-4195	792	205 Second St. S., 56347-1600
Staples-Motley	218-894-2430	2170	401 Centennial Ln., Staples 56479
<b>TRAVERSE COUNTY</b>			
Browns Valley	612-695-2103	801	Box N, 56219-0259
Wheaton	612-563-8283	803	1700 3rd Ave. S., 56296-1696
<b>WABASHA COUNTY</b>			
Elgin-Millville	507-876-2212	806	Box D, Elgin 55932-0364
Lake City	612-345-2198	813	Box 454, 55041-1664
Plainview	507-534-3651	810	500 W. Broadway, 55964-1095
Wabasha-Kellogg	612-565-4603	811	2113 Hiawatha Dr. E., Wabasha 55981-1783
<b>WADENA COUNTY</b>			
Menahga	218-564-4141	821	Box 160, 56464
Sebeka	218-837-5101	820	Box 249, 200 1st St. N.W., 56477-0249
Verndale	218-445-5184	818	Rt. 1, Box 1, 56481-0256
Wadena-Deer Creek	218-631-2155	2155	Box 151, 520 Colfax Ave., Wadena 56482-0151
<b>WASECA COUNTY</b>			
Janesville-Waldorf-Pember	507-234-5478	2835	Box 389, 110 E. 3rd St., Janesville 56048
New Richland-Hartford-Ellendale-Geneva	507-465-3205	827	Box 427, New Richland 56072
Waseca	507-835-2500	829	501 Elm Ave. E., 56093-3399
<b>WASHINGTON COUNTY</b>			
Forest Lake	612-464-9100	831	6100 210th St. N., 55025-9796
Mahtomedi	612-426-3224	832	1520 Mahtomedi Ave., 55115-1900
New Heights	612-439-1962	4003	614 W. Mulberry St., Stillwater 55082
South Washington County	612-458-6300	833	7362 E. Pt. Douglas Rd., Cottage Grove 55016-3025
Stillwater	612-430-8200	834	1875 Greeley St. S., 55082-6094

DISTRICT NAME	PHONE #	NUMBER	ADDRESS
<b>WATONWAN COUNTY</b>			
Butterfield	507-956-2771	836	Box 189, 56120-0189
Madelia	507-642-3232	837	320 Buck Ave. S.E., 56062-1836
St. James	507-357-5974	840	Box 509, 56081-0509
<b>WILKIN COUNTY</b>			
Breckenridge	218-643-2694	846	710 N. 13th St., 56520-1399
Campbell-Tintah	218-630-5311	852	Box 8, Campbell 56522
Rothsay	218-867-2735	850	Box 247, 56579-0247
<b>WINONA COUNTY</b>			
Bluffview Montessori	507-452-2807	4001	101 E. Wabasha St., Winona 55987
Lewiston	507-523-2191	857	Box 741, 55952-0741
St. Charles	507-932-4423	858	600 E. 6th St., 55972
Winona	507-454-9461	861	654 Huff, 55987-3320
<b>WRIGHT COUNTY</b>			
Annandale	612-274-5602	876	Box 190, 55302-0190
Buffalo	612-682-5200	877	214 N.E. 1st Ave., 55313-1697
Delano	612-479-3617	879	700 Elm Ave. E., 55328-9183
Howard Lake	612-543-3521	880	Box 708, 805 8th Ave., 55349-0708
Maple Lake	612-963-3171	881	Box 820, 200 State Hwy. 5, 55358-0820
Monticello	612-295-5184	882	Box 897, 55362
Rockford	612-477-5831	883	Box 9, 55373-0009
St. Michael-Albertville	612-497-3180	885	Box 10, 11343 50th St. N., Albertville 55301-9769
<b>YELLOW MEDICINE COUNTY</b>			
Canby	507-223-5965	891	307 1st St. W., 56220-1400
Echo	507-925-4143	893	Box 246, 56237-0246
Granite Falls-Clarkfield	612-564-4081	894	450 9th Ave., Granite Falls 56241-1399



## CHAPTER SEVEN

# FEDERAL GOVERNMENT

---

Minnesota Congressional Districts .....	316
Minnesota Senators.....	318
Minnesota Representatives .....	319
Minnesotans in Congress since Statehood .....	321
President and Vice President of the United States.....	325
Minnesota Vote for President since 1860 .....	326
United States Government .....	328
Minnesotans on the Supreme Court .....	329



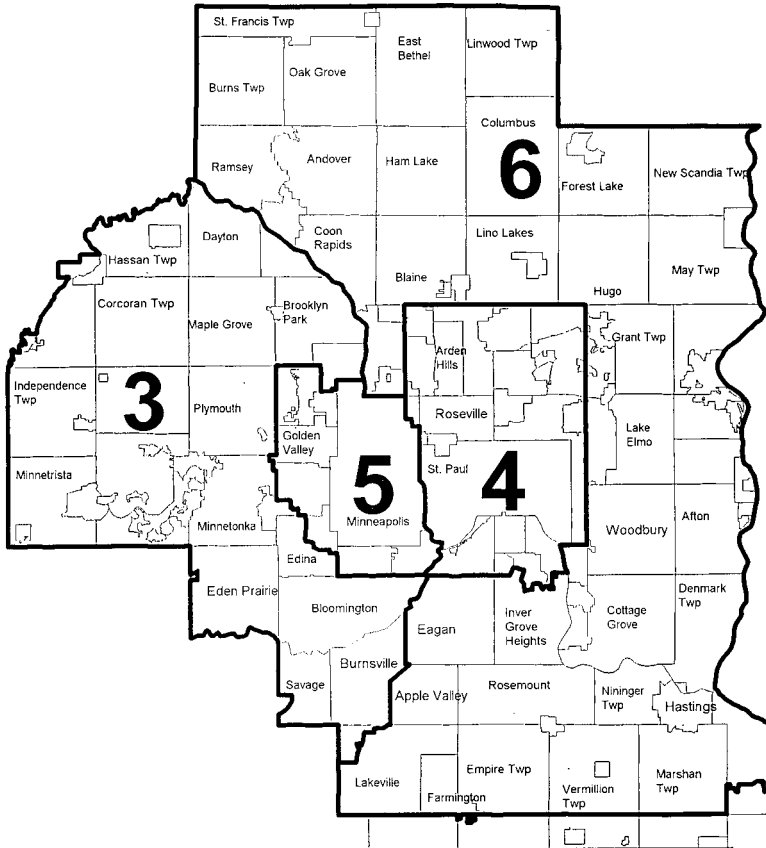
William Mitchell College of Law Photo

Warren E. Burger, 1907-1995  
15th Chief Justice of the United States Supreme Court.

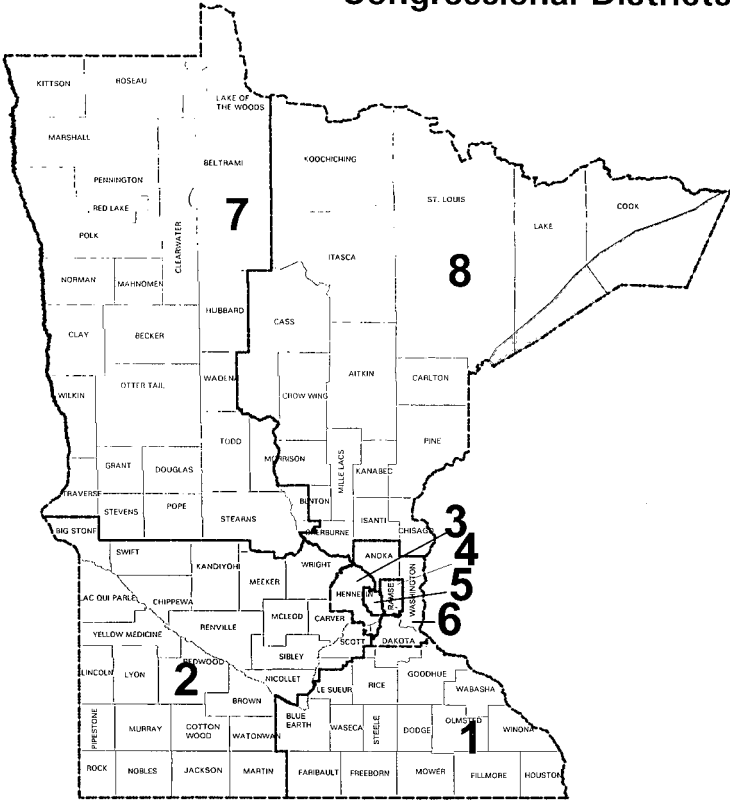
# MINNESOTA CONGRESSIONAL DISTRICTS \_\_\_\_\_

These maps illustrate the congressional district boundaries adopted by the legislature in Minnesota Statutes 1994, chapter 2.742 - 2.812 .

## 1994 Metropolitan Area Congressional Districts



# 1994 Minnesota Congressional Districts



## UNITED STATES SENATOR

---

**The U.S. Constitution provides:** To qualify as senator a person must be thirty years old, a citizen of the United States nine years, and a resident of the state.

**Term:** six years

**Salary:** \$133,600



**Senator Paul David Wellstone**  
(Democratic-Farmer-Labor)

2550 University Ave., St. Paul 55114, (612)645-0323;  
1-800-642-6041  
105 Second Ave., Virginia 55792, (218)741-1075  
417 Litchfield Ave. SW, Willmar 56201, (612)231-0006  
717 Hart Senate Office Bldg., Washington, D.C. 20510,  
(202)224-5641

**Committees:** Energy; Labor and Human Resources; Small Business; Select Committee on Indian Affairs

**Biography:** Northfield. Born July 21, 1944, Washington, D.C. University of North Carolina (B.A. 1965, Ph.D. 1969, political science); faculty member, Carleton College (20 years); author; former director, Minnesota Community Energy Program; married, Sheila; sons, David and Mark; daughter, Marcia.

**Elected:** 1990

**Term Expires:** January, 1997



**Senator Rod Grams**  
(Independent-Republican)

2013 Second Avenue North, Anoka 55303, (612)427-5921  
261 Dirksen Senate Office Bldg., Washington, D.C. 20510,  
(202)224-3244

**Committees:** Banking, Housing and Urban Affairs; Energy and Natural Resources; Foreign Relations; Joint Economic

**Biography:** Ramsey. Born February 4, 1948, Princeton, MN. St. Francis High School; Anoka-Ramsey Junior College; Brown Institute in Minneapolis; Carroll College, Helena, Montana; U.S. Representative (1993-1994); wife, Laurel; children, Michelle, Tammy, Rhiannon, Morgan.

**Elected:** 1994

**Term Expires:** January, 2001

## UNITED STATES REPRESENTATIVE

**The U.S. Constitution provides:** To qualify as representative a person must be twenty-five years old, a citizen of the United States seven years, a resident of the state, and elected by the people.

**Term:** two years

**Salary:** \$133,600

### Congressional District 1 Representative Gil Gutknecht (Independent-Republican)

Midway Office Plaza, 1530 Greenview Drive, SW, Suite 108,  
Rochester, 55902, (507)252-9841  
425 Cannon House Office Bldg., Washington, D.C. 20515  
(202)225-2472

**Committees:** Government Reform and Oversight; Science.

**Biography:** Rochester. Born March 20, 1951. Cedar Falls High School (1969), University of Northern Iowa (1973), Auction College (1978); Minnesota House of Representatives (1983-1994); wife, Mary; children, Margie, Paul and Emily.

**Elected:** 1994.



### Congressional District 2 Representative David Minge (Democratic-Farmer-Labor)

542 First St. S., PO Box 364, Montevideo 56265, 1-800-453-9392  
1415 Longworth House Office Bldg., Washington, D.C. 20515, (202)225-2331

**Committees:** Agriculture; Science.

**Biography:** Montevideo. Born 1942. Clarkfield. St. Olaf College (B.A. 1964, Phi Beta Kappa), University of Chicago (J.D. 1967); law professor, University of Wyoming; private law practice; board member Montevideo School District, Clean Up the River Environment (CURE), Montevideo Chamber of Commerce and Montevideo Community Development Corporation; chair, Agricultural Law Section, Minnesota Bar Association; married, Karen Aaker Minge; sons, Erick and Olaf.

**Elected:** 1992, 1994.



### Congressional District 3 Representative Jim Ramstad (Independent-Republican)


8120 Penn Ave. S., Suite 152, Bloomington 55431, (612)881-4600  
103 Cannon House Office Bldg., Washington, D.C. 20515,  
(202)225-2871

**Committees:** Ways and Means.

**Biography:** Minnetonka. Born May 6, 1946; education: University of Minnesota (B.A. 1968, Phi Beta Kappa), George Washington University (J.D., 1973, honors); 1st Lt., U.S.A.R. (1968-74); attorney; Minnesota Senate (1981-90), assistant minority leader; vice-chair of Republican Freshman Caucus, 1991.

**Elected:** 1990, 1992, 1994.





Congressional District 4  
**Representative Bruce F. Vento**  
(Democratic-Farmer-Labor)

Galtier Plaza, 175 Fifth St. E., Room 727, Box 100, St. Paul 55101,  
(612)224-4503  
2304 Rayburn House Office Bldg., Washington, D.C. 20515,  
(202)225-6631

**Committees:** Banking and Financial Services; Resources.

**Biography:** St. Paul. Born October 7, 1940, St. Paul; Johnson High School (1958), Wisconsin State University (B.S. 1965, with honors); teacher, Minneapolis; Minnesota House of Representatives (1971-76); assistant majority leader (1974-76); sons, Michael, Peter, John.

**Elected:** 1976, 1978, 1980, 1982, 1984, 1986, 1988, 1990, 1992, 1994.



Congressional District 5  
**Representative Martin Olav Sabo**  
(Democratic-Farmer-Labor)

110 S. 4th St., Minneapolis 55401, (612)348-1649  
2336 Rayburn House Office Bldg., Washington, D.C. 20515,  
(202)225-4755

**Committees:** Budget; Appropriations.

**Biography:** Minneapolis. Born February 28, 1938; Augsburg College (B.A.); Minnesota House of Representatives (1961-78); minority leader (1969-72), speaker of the house (1973-78); former president, National Conference of State Legislatures; wife, Sylvia; daughters, Karin, Julie.

**Elected:** 1978, 1980, 1982, 1984, 1986, 1988, 1990, 1992, 1994.



Congressional District 6  
**Representative Bill Luther**  
(Democratic-Farmer-Labor)

1811 Weir Dr., Suite 150, Woodbury 55125, (612) 730-4949  
1419 Longworth House Office Bldg., Washington, D.C. 20515,  
(202)225-2271

**Committees:** Science; Small Business.

**Biography:** Stillwater. Born June 27, 1945, Fergus Falls; University of Minnesota (B.S. 1967 and J.D. 1970, cum laude); Minnesota House of Representatives (1975-76); Minnesota Senate (1977-94), assistant majority leader (1983-94); wife, Darlene; children, Alex and Alicia.

**Elected:** 1994.

**Congressional District 7**  
**Representative Collin C. Peterson**  
 (Democratic-Farmer-Labor)

714 Lake Ave., #107, Detroit Lakes, 56501, (218)847-5056  
 110 2nd Street S, # 112, Waite Park, 56387, (612)259-0559  
 2603 Wheat Drive, Red Lake Falls, 56750, (218)253-4356  
 1314 Longworth House Office Bldg., Washington, D.C. 20515,  
 (202) 225-2165

**Committees:** Agriculture; Government Reform and Oversight.

**Biography:** Detroit Lakes. Born June 29, 1944; education: Glyndon High School, Moorhead State University (B.A., accounting); accountant; Minnesota Senate (1976-1986); divorced, three sons, Sean, Jason, Elliot.

**Elected:** 1990, 1992, 1994.



**Congressional District 8**  
**Representative James L. Oberstar**  
 (Democratic-Farmer-Labor)

Elk River City Hall, 13065 Orono Pkwy., Elk River, 55330,  
 (612)241-0188  
 Brainerd City Hall, 501 Laurel St., Brainerd, 56401, (218)828-4400  
 Chisholm City Hall, 316 Lake St., Chisholm, 55719, (218)254-5761  
 231 Federal Bldg., Duluth 55802, (218)727-7474  
 2366 Rayburn House Office Bldg., Washington, D.C. 20515-2308,  
 (202)225-6211

**Committees:** Transportation & Infrastructure; Foreign Affairs

**Biography:** Chisholm. Born September 10, 1934. College of St. Thomas (B.A. French and Political Science, 1956), College of Europe, Belgium (M.A., Comparative Government, 1957), additional studies Laval University, Quebec and Georgetown University; civilian teacher of French, English and Creole in Haiti, U.S. Navy (1959-63), chief staff assistant to U.S. Rep. John Blatnik (1963-74), chair, Congressional Travel and Tourism Caucus and Conference of Great Lakes Congressmen; married, Jean Kurth (1993); children, Ted, Noelle, Ann-Therese, Monica, Charles B. Kurth, Corinne "Lindy" Kurth.

**Elected:** 1974, 1976, 1978, 1980, 1982, 1984, 1986, 1988, 1990, 1992, 1994.



**MINNESOTANS IN CONGRESS SINCE STATEHOOD** \_\_\_\_\_

**UNITED STATES SENATOR**

- James Shields, Democrat: May 12, 1858, to March 3, 1859
- Henry M. Rice, Democrat: March 12, 1858, to March 3, 1863
- Morton S. Wilkinson, Republican: March 4, 1859, to March 3, 1865
- Alexander Ramsey, Republican: March 4, 1863, to March 3, 1875
- Daniel S. Norton, Republican: March 4, 1865 to July 13, 1870
- William Windom, Republican: July 16, 1870 to January 18, 1871
- O. P. Stearns, Republican: January 18, 1871, to March 3, 1871
- William Windom, Republican: March 4, 1871, to March 12, 1881
- S. J. R. McMillan, Republican: March 6, 1875 to March 3, 1887
- A. J. Edgerton, Republican: March 14, 1881, to October 26, 1881
- William Windom, Republican: October 26, 1881, to March 3, 1883
- D. M. Sabin, Republican: March 4, 1883, to March 4, 1889
- C. K. Davis, Republican: March 4, 1887, to November 27, 1900
- W. D. Washburn, Republican: March 4, 1889, to March 4, 1895

## CHAPTER 7 FEDERAL GOVERNMENT

Knute Nelson, Republican: March 4, 1895, to April 28, 1923  
Charles A. Towne, Democrat: December 5, 1900, to January 23, 1901  
Moses E. Clapp, Republican: January 23, 1901, to March 4, 1917  
Frank B. Kellogg, Republican: March 4, 1917, to March 4, 1923  
Henrik Shipstead, Farmer-Labor: March 4, 1923, to January 6, 1947  
Magnus Johnson, Farmer-Labor: July 16, 1923, to March 4, 1925  
Thomas D. Schall, Republican: March 4, 1925, to December 23, 1935  
Elmer A. Benson, Farmer-Labor: December 27, 1935, to November 3, 1936  
Guy V. Howard, Republican: November 3, 1936, to January 3, 1937  
Ernest Lundeen, Farmer-Labor: January 3, 1937, to August 31, 1940  
Joseph H. Ball, Republican: October 14, 1940, to November 18, 1942  
Arthur E. Nelson, Republican: November 18, 1942, to January 6, 1943  
Joseph H. Ball, Republican: January 6, 1943, to January 3, 1949  
Edward J. Thye, Republican: January 6, 1947, to January 7, 1959  
Hubert H. Humphrey, Democratic-Farmer-Labor: January 3, 1949, to December 29, 1964  
Eugene J. McCarthy, Democratic-Farmer-Labor: January 7, 1959, to January 4, 1971  
Walter F. Mondale, Democratic-Farmer-Labor: December 20, 1964, to December 30, 1976  
Hubert H. Humphrey, Democratic-Farmer-Labor: January 4, 1971, to January 13, 1978  
Muriel Humphrey, Democratic-Farmer-Labor: January 25, 1978, to November 7, 1978  
Wendell R. Anderson, Democratic-Farmer-Labor: January 4, 1977, to December 29, 1978  
Rudy Boschwitz, Independent-Republican: December 30, 1978, to January 3, 1991  
Dave Durenberger, Independent-Republican: November 8, 1978 to January 4, 1995  
\* Paul D. Wellstone, Democratic-Farmer-Labor: January 3, 1991  
\* Rod Grams, Independent-Republican: January 4, 1995

## REPRESENTATIVE IN CONGRESS

### At Large

J. M. Cavanaugh, Democrat: May 12, 1858, to March 4, 1859  
William Windom, Republican: March 4, 1859, to March 4, 1863  
Cyrus Aldrich, Republican: March 4, 1859, to March 4, 1863  
James Manahan, Republican: March 4, 1913, to March 4, 1915  
Ray P. Chase, Republican: March 4, 1933, to January 3, 1935  
Theodore Christianson, Republican: March 4, 1933, to January 3, 1935  
Harold Knutson, Republican: March 4, 1933, to January 3, 1935  
Henry Arens, Farmer-Labor: March 4, 1933, to January 3, 1935  
Magnus Johnson, Farmer-Labor: March 4, 1933, to January 3, 1935  
Paul John Kvale, Farmer-Labor: March 4, 1933, to January 3, 1935  
Ernest Lundeen, Farmer-Labor: March 4, 1933, to January 3, 1935  
F. H. Shoemaker, Farmer-Labor: March 4, 1933, to January 3, 1935  
Elnar Hoildale, Democrat: March 4, 1933, to January 3, 1935

### First District

William Windom, Republican: March 4, 1863, to March 4, 1869  
Morton S. Wilkinson, Republican: March 4, 1869, to March 4, 1871  
Mark H. Dunnell, Republican: March 4, 1871, to March 4, 1883  
Milo White, Republican: March 4, 1883, to March 4, 1887  
Thomas Wilson, Democrat: March 4, 1887, to March 4, 1889  
Mark H. Dunnell, Republican: March 4, 1889, to March 4, 1891  
W. H. Harries, Democrat: March 4, 1891, to March 4, 1893  
James A. Tawney, Republican: March 4, 1893, to March 4, 1911  
Sydney Anderson, Republican: March 4, 1911, to March 4, 1925  
Allen J. Furlow, Republican: March 4, 1925, to March 4, 1929  
Victor Christgau, Republican: March 4, 1929, to March 4, 1933  
August H. Andresen, Republican: January 3, 1935, to January 14, 1958  
Albert H. Quie, Republican: March 6, 1958, to January 1, 1979  
Arlen Erdahl, Independent-Republican: January 15, 1979, to January 3, 1983  
Timothy J. Penny, Democratic-Farmer-Labor: January 3, 1983 to January 4, 1995  
\* Gil Gutknecht, Independent-Republican: January 4, 1995

### Second District

Ignatius Donnelly, Republican: March 4, 1863, to March 4, 1869  
Eugene M. Wilson, Democrat: March 4, 1869, to March 4, 1871  
John T. Averill, Republican: March 4, 1871, to March 4, 1873  
H. B. Strait, Republican: March 4, 1873, to March 4, 1879



Henry Poehler, Democrat: March 4, 1879, to March 4, 1881  
 H. B. Strait, Republican: March 4, 1881, to March 4, 1883  
 J. B. Wakefield, Republican: March 4, 1883, to March 4, 1887  
 John Lind, Republican: March 4, 1887, to March 4, 1893  
 James T. McCleary, Republican: March 4, 1893, to March 4, 1907  
 W. S. Hammond, Democrat: March 4, 1907, to March 4, 1915  
 Franklin F. Ellsworth, Republican: March 4, 1915, to March 4, 1921  
 Frank Clague, Republican: March 4, 1921, to March 4, 1933  
 Elmer J. Ryan, Democrat: January 3, 1935, to January 3, 1941  
 Joseph P. O'Hara, Republican: January 3, 1941, to January 7, 1959  
 Ancher Nelsen, Republican: January 7, 1959, to January 3, 1975  
 Tom Hagedorn, Independent-Republican: January 3, 1975, to January 3, 1983  
 Vin Weber, Independent-Republican: January 3, 1983, to January 3, 1993 \*\*\*  
 \* David Minge, Democratic-Farmer-Labor: January 3, 1993

### Third District

John T. Averill, Republican: March 4, 1873, to March 4, 1875  
 William S. King, Republican: March 4, 1875, to March 4, 1877  
 Jacob H. Stewart, Republican: March 4, 1877, to March 4, 1879  
 William D. Washburn, Republican: March 4, 1879, to March 4, 1883  
 H. B. Strait, Republican: March 4, 1883, to March 4, 1887  
 John L. MacDonald, Democrat: March 4, 1887, to March 4, 1889  
 Darwin S. Hall, Republican: March 4, 1889, to March 4, 1891  
 O. M. Hall, Democrat: March 4, 1891, to March 4, 1895  
 Joel P. Heatwole, Republican: March 4, 1895, to March 4, 1903  
 Charles R. Davis, Republican: March 4, 1903, to March 4, 1925  
 August H. Andresen, Republican: March 4, 1925, to March 4, 1933  
 Ernest Lundeen, Farmer-Labor: January 3, 1935, to January 3, 1937  
 Henry G. Teigan, Farmer-Labor: January 3, 1937, to January 3, 1939  
 John G. Alexander, Republican: January 3, 1939, to January 3, 1941  
 Richard P. (Dick) Gale, Republican: January 3, 1941, to January 2, 1945  
 William J. Gallagher, Democratic-Farmer-Labor: January 2, 1945, to August 13, 1946  
 George MacKinnon, Republican: January 6, 1947, to January 3, 1949  
 Roy W. Wier, Democratic-Farmer-Labor: January 3, 1949, to January 3, 1961  
 Clark MacGregor, Republican: January 3, 1961, to January 4, 1971  
 Bill Frenzel, Independent-Republican: January 4, 1971, to January 3, 1991  
 \* Jim Ramstad, Independent-Republican: January 3, 1991

### Fourth District

W. D. Washburn, Republican: March 4, 1883, to March 4, 1885  
 J. B. Gilfillan, Republican: March 4, 1885, to March 4, 1887  
 Edmund Rice, Democrat: March 4, 1887, to March 4, 1889  
 S. P. Snider, Republican: March 4, 1889, to March 4, 1891  
 J. N. Castle, Democrat: March 4, 1891, to March 4, 1893  
 Andrew R. Kiefer, Republican: March 4, 1893, to March 4, 1897  
 Frederick C. Stevens, Republican: March 4, 1897, to March 4, 1915  
 Carl C. Van Dyke, Democrat: March 4, 1915, to May 20, 1919  
 Oscar E. Keller, Republican: July 10, 1919, to March 4, 1927  
 Melvin J. Maas, Republican: March 4, 1927, to March 4, 1933  
 Melvin J. Maas, Republican: January 3, 1935, to January 2, 1945  
 Frank T. Starkey, Democratic-Farmer-Labor: January 2, 1945, to January 6, 1947  
 Edward J. Devitt, Republican: January 6, 1947, to January 3, 1949  
 Eugene J. McCarthy, Democratic-Farmer-Labor: January 3, 1949, to January 7, 1959  
 Joseph E. Karth, Democratic-Farmer-Labor: January 7, 1959, to January 4, 1977  
 \* Bruce F. Vento, Democratic-Farmer-Labor: January 4, 1977

### Fifth District

Knute Nelson, Republican: March 4, 1883, to March 4, 1889  
 S. G. Comstock, Republican: March 4, 1889, to March 4, 1891  
 Kittel Halvorson, Alliance: March 4, 1891, to March 4, 1893  
 Loren Fletcher, Republican: March 4, 1893, to March 4, 1903  
 John Lind, Democrat: March 4, 1903, to March 4, 1905  
 Loren Fletcher, Republican: March 4, 1905, to March 4, 1907  
 Frank M. Nye, Republican: March 4, 1907, to March 4, 1913  
 George R. Smith, Republican: March 4, 1913, to March 4, 1917

Ernest Lundeen, Republican: March 4, 1917, to March 4, 1919  
 Walter H. Newton, Republican: March 4, 1919, to June 30, 1929  
 W. I. Nolan, Republican: July 1, 1929, to March 4, 1933  
 Theodore Christianson, Republican: January 3, 1935, to January 3, 1937  
 Dewey William Johnson, Farmer-Labor: January 3, 1937, to January 3, 1939  
 Oscar Youngdahl, Republican: January 3, 1939, to January 6, 1943  
 Walter H. Judd, Republican: January 6, 1943, to January 7, 1963  
 Donald M. Fraser, Democratic-Farmer-Labor: January 7, 1963, to January 15, 1979  
 \* Martin Olav Sabo, Democratic-Farmer-Labor: January 15, 1979

### Sixth District

M. R. Baldwin, Democrat: March 4, 1893, to March 4, 1895  
 Charles A. Towne, Republican: March 4, 1895, to March 4, 1897  
 Robert Page Morris, Republican: March 4, 1897, to March 4, 1903  
 C. B. Buckman, Republican: March 4, 1903, to March 4, 1907  
 Charles A. Lindbergh, Republican: March 4, 1907, to March 4, 1917  
 Harold Knutson, Republican: March 4, 1917, to March 4, 1933  
 Harold Knutson, Republican: January 3, 1935, to January 3, 1949  
 Fred Marshall, Democratic-Farmer-Labor: January 3, 1949, to January 6, 1963  
 Alec G. Olson, Democratic-Farmer-Labor: January 7, 1963, to January 3, 1967  
 John M. Zwach, Republican: January 3, 1967, to January 3, 1975  
 Richard Nolan, Democratic-Farmer-Labor: January 3, 1975, to January 3, 1981  
 Vin Weber, Independent-Republican: January 3, 1981, to January 3, 1983 \*\*\*  
 Gerry Sikorski, Democratic-Farmer-Labor: January 3, 1983 to January 3, 1993  
 Rod Grams, Independent-Republican: January 3, 1993 to January 4, 1995  
 \* Bill Luther, Democratic-Farmer-Labor: January 4, 1995

### Seventh District

Haldor E. Boen, People's Party: March 4, 1893, to March 4, 1895  
 Frank M. Eddy, Republican: March 4, 1895, to March 4, 1903  
 Andrew J. Volstead, Republican: March 4, 1903, to March 4, 1923  
 O. J. Kvale, Independent: March 4, 1923, to March 4, 1925  
 O. J. Kvale, Farmer-Labor: March 4, 1925, to September 11, 1929  
 Paul John Kvale, Farmer-Labor: October 16, 1929, to March 4, 1933  
 Paul John Kvale, Farmer-Labor: January 3, 1935, to January 3, 1939  
 H. Carl Andersen, Republican: January 3, 1939, to January 3, 1963  
 Odin Langen, Republican: January 3, 1963, to January 7, 1971 \*\*  
 Bob Bergland, Democratic-Farmer-Labor: January 4, 1971, to January 23, 1977  
 Arlan Stangeland, Independent-Republican: March 1, 1977, to January 3, 1991  
 \* Collin C. Peterson, Democratic-Farmer-Labor: January 3, 1991

### Eighth District

J. Adam Bede, Republican: March 4, 1903, to March 4, 1909  
 Clarence B. Miller, Republican: March 4, 1909, to March 4, 1919  
 W. L. Carss, Independent: March 4, 1919, to March 4, 1921  
 Oscar J. Larson, Republican: March 4, 1921, to March 4, 1925  
 William L. Carss, Farmer-Labor: March 4, 1925, to March 4, 1929  
 William A. Pittenger, Republican: March 4, 1929, to March 4, 1933  
 William A. Pittenger, Republican: January 3, 1935, to January 3, 1937  
 John T. Bernard, Farmer-Labor: January 3, 1937, to January 3, 1939  
 William A. Pittenger, Republican: January 3, 1939, to January 6, 1947  
 John A. Blatnik, Democratic-Farmer-Labor: January 6, 1947, to January 3, 1975  
 \* James Oberstar, Democratic-Farmer-Labor: January 3, 1975

### Ninth District

Halvor Steenerson, Republican: March 4, 1903, to March 4, 1923  
 Knud Wefald, Farmer-Labor: March 4, 1923, to March 4, 1927  
 Conrad G. Selvig, Republican: March 4, 1927, to March 4, 1933  
 Richard Thompson Buckler, Farmer-Labor: January 3, 1935, to January 6, 1943  
 Harold C. Hagen, Farmer-Labor: January 6, 1943, to January 2, 1945  
 Harold C. Hagen, Republican: January 2, 1945, to January 7, 1959  
 Coya Knutson, Democratic-Farmer-Labor: January 3, 1955, to January 7, 1959  
 Odin Langen, Republican: January 7, 1959, to January 7, 1962 \*\*

**Tenth District**

Thomas D. Schall, Progressive: March 4, 1915, to March 4, 1919  
 Thomas D. Schall, Republican: March 4, 1919, to March 4, 1925  
 Godfrey G. Goodwin, Republican: March 4, 1925, to March 4, 1933

\* Incumbent

\*\* Congressional redistricting of 1961 resulted in the dropping of the ninth district. In 1962 Odin Langen, previously elected from the ninth district, was elected to represent the new seventh district.

\*\*\* Congressional redistricting of 1982 changed district boundaries. In 1982 Vin Weber, previously elected from the sixth district, was elected to represent the new second district.

**PRESIDENT OF THE UNITED STATES****President Bill Clinton**

(Democratic)

42nd President of the United States

White House, Washington, D.C. 20500, (202)456-1414

**The U.S. Constitution provides:** To qualify as president a person must be thirty-five years old, a natural-born citizen, fourteen years a resident of the United States and elected by a majority of electoral college.

**Term expires:** 1997.

**Salary:** \$200,000.

**Biography:** Little Rock, Arkansas. Born August 19, 1946, Hope, Arkansas. Georgetown University School of Foreign Service (B.A. 1968), Oxford University (1968-70, Rhodes Scholar), Yale University Law School (J.D. 1973); law faculty, University of Arkansas at Fayetteville (1973-76); chairman, housing development corporation (1975); law practice (1973-76, 1981-83); attorney general, Arkansas (1977-79); governor, Arkansas (1979-81, 1983-93); married, Hillary Rodham (1975); daughter, Chelsea.

**Elected:** 1992.

**VICE PRESIDENT OF THE UNITED STATES****Vice President Al Gore**

(Democratic)

45th Vice President of the United States

Old Executive Office Building, Washington, D.C. 20501,  
 (202)456-2326

**The U.S. Constitution provides:** to qualify as vice president, a person must meet the same requirements as the president but not be from the same state as the president.

**Term expires:** 1997.

**Salary:** \$171,500.

**Biography:** Carthage, Tennessee. Born March 31, 1948. Harvard University (B.A. 1969, cum laude), Vanderbilt University Divinity School (1971-72), Vanderbilt Law School (1974-76). U.S. Army (1969-71); investigative reporter and editorial writer, *The Tennessean* (1971-76); homebuilder and land developer (1971-76); livestock and tobacco farmer (1973-92); U.S. House of Representatives (1977-85); U.S. Senate (1985-93); married, Mary Elizabeth "Tipper" Aitcheson (1972); four children.

**Elected:** 1992.



## MINNESOTA VOTE FOR PRESIDENT SINCE 1860

Am American, **AP** American Populist, **AC** Anderson Coalition, **Cit** Citizens, **C** Communist, **Con** Constitution, **D** Democratic, **DFL** Democratic-Farmer-Labor, **DPeo** Democratic People's, **DSF** Democratic (southern faction), **FL** Farmer-Labor, **GR** Grassroots, **G** Greenback, **GL** Greenback Labor, **I** Independent, **IER** Independents for Economic Recovery, **IR** Independent Republican, **In** Industrial, **InG** Industrial Government, **InL** Industrial Labor, **IDB** International Development Bank, **L** Libertarian, **MCP** McCarthy '76 Principle, **MnPeo** Minnesota People's, **MnProg** Minnesota Progressives, **MnT** Minnesota Taxpayers, **NA** New Alliance, **NER** Nation Economic Recovery, **NGD** National (Gold) Democratic, **NL** Natural Law, **P&F** Peace and Freedom, **Peo** People's, **Pro** Prohibition, **Prog** Progressive, **PO** Public Ownership, **R** Republican, **S** Socialist, **SD** Socialist Democrat, **SIn** Socialist Industrial, **SL** Socialist Labor, **SW** Socialist Workers, **U** Union, **UL** Union Labor, **WC** Workers Communist, **WL** Workers League, **WW** Workers World.

**1860**

Abraham Lincoln (R) . . . . . 22,069  
 Stephen A. Douglas (D) . . . . . 11,920  
 John C. Breckenridge (DSF) . . . . . 748

**1864**

Abraham Lincoln (R) . . . . . 25,055  
 George B. McClellan (D) . . . . . 17,367

**1868**

Ulysses S. Grant (R) . . . . . 43,722  
 Horatio Seymour (D) . . . . . 28,096

**1872**

Ulysses S. Grant (R) . . . . . 55,708  
 Horace Greeley (D) . . . . . 35,211

**1876**

Rutherford B. Hayes (R) . . . . . 72,955  
 Samuel J. Tilden (D) . . . . . 48,587  
 Peter Cooper (G) . . . . . 2,389  
 Green Clay Smith (Pro) . . . . . 144

**1880**

James A. Garfield (R) . . . . . 93,902  
 Winfield S. Hancock (D) . . . . . 53,315  
 James B. Weaver (GL) . . . . . 3,267  
 Neal Dow (Pro) . . . . . 286

**1884**

James G. Blaine (R) . . . . . 111,685  
 S. Grover Cleveland (D) . . . . . 70,065  
 John P. St. John (Pro) . . . . . 4,684  
 Benjamin F. Butler (G) . . . . . 3,583

**1888**

Benjamin H. Harrison (R) . . . . . 142,492  
 S. Grover Cleveland (D) . . . . . 104,385  
 Clinton B. Fisk (Pro) . . . . . 15,311  
 Alson J. Streeter (UL) . . . . . 1,097

**1892**

Benjamin H. Harrison (R) . . . . . 122,823  
 S. Grover Cleveland (D) . . . . . 100,920  
 James B. Weaver (Peo) . . . . . 29,313  
 John Bidwell (Pro) . . . . . 14,182  
 James B. Weaver (Fusion Electors) . . . . . 107,077

**1896**

William McKinley (R) . . . . . 193,503  
 William J. Bryan (D-Peo) . . . . . 130,735  
 Joshua Levering (Pro) . . . . . 4,339  
 John M. Palmer (NGD) . . . . . 3,222  
 Charles H. Machett (SL) . . . . . 954

**1900**

William McKinley (R) . . . . . 190,461  
 William J. Bryan (D-Peo) . . . . . 112,901  
 John G. Woolley (Pro) . . . . . 8,555  
 Eugene V. Debs (SD) . . . . . 3,065  
 Joseph R. Maloney (SL) . . . . . 1,329

**1904**

Theodore Roosevelt (R) . . . . . 216,651  
 Alton B. Parker (D) . . . . . 55,187  
 Thomas E. Watson (Peo) . . . . . 2,103  
 Eugene V. Debs (PO) . . . . . 11,692  
 Silas C. Swallow (Pro) . . . . . 6,253  
 Charles H. Corregan (SL) . . . . . 974

**1908**

William H. Taft (R) . . . . . 195,843  
 William J. Bryan (D) . . . . . 109,401  
 Eugene W. Chafin (Pro) . . . . . 11,107  
 Eugene V. Debs (PO) . . . . . 14,527  
 Thomas L. Hisgen (L) . . . . . 426

**1912**

William H. Taft (R) . . . . . 64,334  
 Woodrow Wilson (D) . . . . . 106,426  
 Eugene V. Debs (PO) . . . . . 27,505  
 Eugene W. Chafin (Pro) . . . . . 7,886  
 Elmer Reimer (SL) . . . . . 2,212  
 Theodore Roosevelt (Prog) . . . . . 125,856

**1916**

Charles E. Hughes (R) . . . . . 179,544  
 Woodrow Wilson (D) . . . . . 179,152  
 J. Frank Hanly (Pro) . . . . . 7,793  
 Allan L. Benson (S) . . . . . 20,117  
 Elmer Reimer (InL) . . . . . 468  
 Edward J. Meier (Prog) . . . . . 290

**1920**

Warren G. Harding (R) . . . . . 519,421  
 James M. Cox (D) . . . . . 142,994  
 William W. Cox (IN) . . . . . 5,828  
 Eugene V. Debs (S) . . . . . 56,106  
 W. W. Watkins (Pro) . . . . . 11,489

**1924**

Calvin Coolidge (R) . . . . . 420,759  
 John W. Davis (D) . . . . . 55,913  
 Frank F. Johns (SIn) . . . . . 1,855  
 Robert M. LaFollette (I) . . . . . 339,192  
 William Z. Foster (WC) . . . . . 4,427

**1928**

Herbert Hoover (R) . . . . . 560,977  
 Alfired E. Smith (D) . . . . . 396,451  
 Verne L. Reynolds (In) . . . . . 1,921  
 William Z. Foster (WC) . . . . . 4,853  
 Norman M. Thomas (S) . . . . . 6,774

**1932**

Herbert Hoover (R) . . . . . 363,959  
 Franklin D. Roosevelt (D) . . . . . 600,806  
 Norman M. Thomas (S) . . . . . 25,476  
 Jacob S. Coxey (FL) . . . . . 5,731

**1936**

Alfred M. Landon (R) . . . . . 350,461  
 Franklin D. Roosevelt (D) . . . . . 698,811  
 John W. Aiken (In) . . . . . 961  
 William Lemke (U) . . . . . 74,296  
 Earl R. Browder (C) . . . . . 2,711  
 Norman M. Thomas (S) . . . . . 2,872

**1940**

Wendell L. Wilkie (R) . . . . . 596,274  
 Franklin D. Roosevelt (D) . . . . . 644,196  
 John W. Aiken (In) . . . . . 2,553  
 Norman M. Thomas (S) . . . . . 5,454  
 Earl R. Browder (C) . . . . . 2,711

**1944**

Thomas E. Dewey (R) . . . . . 527,416  
 Franklin D. Roosevelt (D) . . . . . 589,864  
 Edward A. Teichert (InG) . . . . . 3,176  
 Norman M. Thomas (S) . . . . . 5,073

**1948**

Thomas E. Dewey (R) . . . . . 483,617  
 Harry S. Truman (DFL) . . . . . 692,966  
 Edward A. Teichert (InG) . . . . . 2,525  
 Farrell Dobbs (SW) . . . . . 606  
 Henry A. Wallace (Prog) . . . . . 27,866  
 Norman M. Thomas (S) . . . . . 4,646

**1952**

Dwight D. Eisenhower (R) . . . . . 763,211  
 Adlai E. Stevenson (DFL) . . . . . 608,458  
 Eric Hass (InG) . . . . . 2,383  
 Vincent Hallinan (Prog) . . . . . 2,666  
 Farrell Dobbs (SW) . . . . . 618  
 Stuart Hamblen (Pro) . . . . . 2,147

**1956**

Adlai E. Stevenson (DFL) . . . . . 617,525  
 Dwight D. Eisenhower (R) . . . . . 719,302  
 Eric Hass (InG) . . . . . 2,080  
 Farrell Dobbs (SW) . . . . . 1,098

**1960**

John F. Kennedy (DFL) . . . . . 779,933  
 Richard M. Nixon (R) . . . . . 757,915  
 Farrell Dobbs (SW) . . . . . 3,077  
 Eric Hass (InG) . . . . . 962

**1964**

Lyndon B. Johnson (DFL) . . . . . 991,117  
 Barry M. Goldwater (R) . . . . . 559,624  
 Eric Hass (InG) . . . . . 2,544  
 Clifton DeBerry (SW) . . . . . 1,177

**1968**

Richard M. Nixon (R) . . . . . 658,643  
 Hubert H. Humphrey (DFL) . . . . . 857,738  
 George C. Wallace (Am) . . . . . 68,931  
 Fred Halstead (SW) . . . . . 808  
 Henning A. Blomen (InG) . . . . . 285  
 Charlene Mitchell (C) . . . . . 415  
 Leroy Eldridge Cleaver (P&F) . . . . . 935  
 Eugene J. McCarthy (write-in votes) . . . . . 585

**1972**

Richard M. Nixon (R) . . . . . 898,269  
 George S. McGovern (DFL) . . . . . 802,346  
 Louis Fisher (InG) . . . . . 4,261  
 Linda Jenness (SW) . . . . . 940  
 Gus Hall (C) . . . . . 662  
 John G. Schmitz (Am) . . . . . 31,407  
 Benjamin M. Spock (MnPeo) . . . . . 2,805

**1976**

Gerald Ford (IR) . . . . . 819,395  
 Jimmy Carter (DFL) . . . . . 1,070,440  
 Peter Camejo (SW) . . . . . 4,149  
 Roger L. McBride (L) . . . . . 3,529  
 Gus Hall (C) . . . . . 1,092  
 Jules Levin (InG) . . . . . 370  
 Thomas J. Anderson (Am) . . . . . 13,592  
 Eugene J. McCarthy (M'76P) . . . . . 35,490  
 Lyndon H. LaRouche (DB) . . . . . 543  
 Frank P. Zeidler (S) . . . . . 354  
 Margaret Wright (Peo) . . . . . 635

**1980**

No candidates specified (Am) . . . . . 6,139  
 Jimmy Carter (DFL) . . . . . 954,174  
 Ronald Reagan (IR) . . . . . 873,241  
 Ed Clark (L) . . . . . 31,593  
 Clifton DeBerry (SW) . . . . . 711  
 Deidre Griswold (WW) . . . . . 698  
 Gus Hall (C) . . . . . 1,184  
 John B. Anderson (AC) . . . . . 174,990  
 David McReynolds (S) . . . . . 536  
 Barry Commoner (Cit) . . . . . 8,407

**1984**

Ronald Reagan (IR) . . . . . 1,032,603  
 Walter Mondale (DFL) . . . . . 1,036,364  
 Mel Mason (SW) . . . . . 3,180  
 David Bergland (L) . . . . . 2,996  
 Lyndon LaRouche (I) . . . . . 3,865  
 Gus Hall (C) . . . . . 630  
 Ed Winn (WL) . . . . . 260  
 Robert "Bob" Richards (AP) . . . . . 2,377  
 Sonia Johnson (Cit) . . . . . 1,219  
 Dennis Serette (NA) . . . . . 232

**1988**

George Bush (IR) . . . . . 962,337  
 Michael Dukakis (DFL) . . . . . 1,109,471  
 James Warren (SW) . . . . . 2,155  
 Lenora B. Fulani (NA) . . . . . 1,734  
 Lyndon H. LaRouche (NER) . . . . . 1,702  
 Jack Herer (GR) . . . . . 1,949  
 Ron Paul (L) . . . . . 5,109  
 Ed Winn (WL) . . . . . 489  
 Delmar Dennis (AM) . . . . . 1,298  
 David Duke (AP) . . . . . 1,529  
 Eugene J. McCarthy (MnProg) . . . . . 5,403

**1992**

George Bush (R) . . . . . 747,841  
 Bill Clinton (D) . . . . . 1,020,997  
 Lenora B. Fulani (NA) . . . . . 958  
 James "Bo" Gritz (Con) . . . . . 3,363  
 John Hagelin (NL) . . . . . 1,406  
 Jack Herer (GR) . . . . . 2,659  
 Lyndon H. LaRouche, Jr. (IER) . . . . . 622  
 Andre Marrou (L) . . . . . 3,373  
 Ross Perot (I) . . . . . 562,506  
 Howard Phillips (MnT) . . . . . 733  
 James Warren (SW) . . . . . 990

**UNITED STATES SUPREME COURT** \_\_\_\_\_

Supreme Court Building., Washington, D.C. 20543, (202) 479-3000

**Chief Justice:** William H. Rehnquist, Arizona

**Associate Justices**

Ruth Bader Ginsburg, New York  
 Anthony M. Kennedy, California  
 Antonin Scalia, New Jersey  
 John Paul Stevens, Illinois

Stephen Breyer, California  
 Sandra Day O'Connor, Arizona  
 David H. Souter, New Hampshire  
 Clarence Thomas, Washington, D.C.

**UNITED STATES COURT OF APPEALS** \_\_\_\_\_

**Eighth Circuit**

United States Court and Custom House, St. Louis, Missouri 63102, (314) 539-3609

The Eighth Judicial Circuit includes districts in Arkansas, Iowa, Minnesota, Missouri, Nebraska, North Dakota and South Dakota.

**Chief Judge:** Richard S. Arnold, Arkansas

**Circuit Judges**

Morris S. Arnold, Arkansas  
 Pasco M. Bowman, Missouri  
 David R. Hansen, Iowa  
 Theodore McMillian, Missouri  
 Diana E. Murphy, Minnesota

C. Arlen Beam, Nebraska  
 George G. Fagg, Iowa  
 James B. Loken, Minnesota  
 Frank J. Magill, North Dakota  
 Roger L. Wollman, South Dakota

**Senior Judges**

Myron H. Bright, North Dakota  
 John R. Gibson, Missouri  
 J. Smith Henley, Arkansas  
 Donald R. Ross, Nebraska

Floyd R. Gibson, Missouri  
 Gerald W. Heaney, Minnesota  
 Donald P. Lay, Minnesota

**Clerk of the Circuit Court:** Robert D. St. Vrain, St. Louis, Missouri

**UNITED STATES DISTRICT COURT** \_\_\_\_\_

**Third:** 316 Robert St., St. Paul 55101, (612) 290-3212  
**Fourth:** 110 S. 4th St., Minneapolis 55401, (612) 348-1821  
**Fifth:** 417 Federal Bldg., Duluth 55802, (218) 720-5250

Minnesota constitutes one judicial district divided into six divisions. The clerk maintains offices in the third, fourth, and fifth divisions. Correspondence related to cases in other divisions should be mailed to the St. Paul office. Both full time and part time magistrates serve at large in Minnesota.

**Chief Judge:** Paul A. Magnuson, St. Paul

**Judges**

Donald D. Alsop, St. Paul  
 David S. Doty, Minneapolis  
 Earl R. Larson, Minneapolis  
 Robert G. Renner, St. Paul

Michael J. Davis, St. Paul  
 Richard H. Kyle, St. Paul  
 Harry H. MacLaughlin, Minneapolis  
 James M. Rosenbaum, Minneapolis

**Chief Magistrate Judge:** Franklin L. Noel, St. Paul  
**Part-time Magistrate Judge:** Randall R. Burg, Bemidji

**Magistrates**

Raymond L. Erickson, Duluth  
 John M. Mason, St. Paul

Jonathan G. Lebedoff, Minneapolis  
 Ann D. Montgomery, Minneapolis

**Clerk of the District Court:** Francis E. Dosal

**OFFICE OF UNITED STATES ATTORNEY** \_\_\_\_\_

234 Federal Courts Bldg., 110 S. 4th St., Minneapolis 55401, (612) 348-1500

**United States Attorney:** David L. Lillehaug  
**Assistant United States Attorneys**

Thorwald H. Anderson, Jr.  
 Lonnie F. Bryan  
 Patricia R. Cangemi  
 Michael L. Cheever  
 Andrew S. Dunn  
 Beth L. Golden  
 Joan D. Humes  
 Mark D. Larsen  
 Mary Jo Madigan  
 Lizabeth A. McKibben  
 Paul A. Murphy  
 Janet A. Newberg  
 Susan J. Nolting  
 Douglas R. Peterson  
 Mark R. Pitsenbarger  
 Kenneth W. Saffold  
 Friedrich A. Siekert  
 Mary L. Trippler  
 Michael W. Ward  
 R.J. Zayed

Christopher J. Bebel  
 Margaret T. Burns-Magill  
 Roylene E. Champeaux  
 Margaret H. Chutich  
 Jeanne J. Graham  
 Francis X. Hermann  
 James E. Lackner  
 Andrew M. Luger  
 Francis J. Magill, Jr.  
 Richard G. Morgan  
 Carol A. Needles  
 Richard A. Newberry, Jr.  
 Jeffrey S. Paulsen  
 Nathan P. Petterson  
 Denise D. Reilly  
 Henry J. Shea, III  
 Robert M. Small  
 Joseph T. Walbran  
 D. Gerald Wilhelm  
 Lynn A. Zentner

**Federal Bureau of Investigation, Special Agent:** Jeffrey J. Jamar, 392 Federal Court Building, Minneapolis 55401, (612) 339-7861

**United States Marshal:** Charles Zacharias, Room 523, Federal Court Bldg., 110 S. 4th St., Minneapolis 55401, (612) 348-1935

**MINNESOTANS ON THE SUPREME COURT** \_\_\_\_\_

**Pierce Butler**

Associate Justice, United States Supreme Court (1923-1939)

Born March 17, 1866, Dakota County. Carleton College (1887); read law in office of Pinch and Twohy; assistant county attorney (1891-93), county attorney (1893-97); railroad counsel, law practice; regent, University of Minnesota (17 years); U.S. Supreme Court (1923-39); married Anna Cronin; eight children. Died November 16, 1939.

**Warren E. Burger**

Chief Justice, United States Supreme Court (1969-1986)

Born September 17, 1907, St. Paul. University of Minnesota, St. Paul (now William Mitchell) College of Law (1931, magna cum laude); law practice; faculty, William Mitchell College of Law; U.S. assistant attorney general, U.S. Court of Appeals (1956-69); U.S. Supreme Court (1969-86); chair, Commission on the Bicentennial of the United States Constitution. Died June 25, 1995.

**Harry A. Blackmun**

Associate Justice, United States Supreme Court (1970 - 1994)

Born November 12, 1908, Nashville, Illinois. Mechanic Arts High School, Harvard University (A.B. 1929, summa cum laude, Phi Beta Kappa; LL.B. 1932); law practice; faculty, William Mitchell College of Law, University of Minnesota Law School; resident counsel, Mayo Clinic and Mayo Association; U.S. Court of Appeals (1959-70); U.S. Supreme Court (1970-1994); married Dorothy E. Clark; three daughters.



**CHAPTER EIGHT**

**ELECTIONS**

---

**Special Elections . . . . . 332**  
**Primary Election Returns 1994 . . . . . 340**  
**General Election Returns 1994 . . . . . 366**  
**1994 Voter Turnout Maps . . . . . 522**



Tom Olmscheid Photo

Minneapolis North High School students worked as trainee election judges in 1994 with regular election judges to assist voters at the polling place.

**VOTE FOR STATE REPRESENTATIVE DISTRICT 1B  
BY PRECINCT  
SPECIAL GENERAL ELECTION: July 13, 1993**

COUNTY	NUMBER OF PERSONS REGISTERED AS OF 7AM	NUMBER OF PERSONS REGISTERED ON ELECTION DAY	TOTAL NUMBER OF PERSONS VOTING	IR TIM FINSETH	DFL JOEL SWANSON
<b>Marshall</b>					
Alvarado City	223	0	76	43	33
Boxville	38	1	21	16	5
Comstock	95	0	49	45	4
McCrea	185	3	94	68	26
Oak Park	121	0	38	15	23
Oslo City	189	1	72	30	42
Viking City	50	2	38	32	6
Viking Twp.	111	0	54	35	19
Warren - I	499	2	206	155	51
Warren - II	611	5	257	201	56
Warrenton	64	1	32	26	6
Vega	85	0	43	31	12
<b>COUNTY TOTAL</b>	<b>2271</b>	<b>15</b>	<b>980</b>	<b>697</b>	<b>283</b>
<b>Pennington</b>					
Black River Twp.	54	0	21	14	7
Bray Twp.	43	0	24	20	4
Cloverleaf Twp	54	1	27	14	13
Deer Park Twp.	85	0	55	18	37
Goodridge City/Twp.	109	1	51	31	20
Hickory Twp.	68	1	38	18	20
Highland Twp.	104	3	52	23	29
Kratka Twp.	66	0	34	23	11
Mayfield Twp.	52	1	28	13	15
Norden Twp.	202	2	95	69	26
North Twp.	418	9	157	69	87
Numedal Twp.	59	2	36	15	21
Polk Centre Twp.	46	1	35	19	16
Reiner Twp.	70	0	25	8	17
River Falls Twp.	115	3	48	22	26
Rocksbury Twp. E.	327	7	112	53	59
Rocksbury Twp. W.	310	4	108	67	41
Sanders Twp.	154	1	55	31	39
Silverton Twp.	121	2	41	32	23
Smiley Twp.	285	3	107	19	21
St. Hilaire City	165	0	70	58	49
Star Twp.	102	0	35	11	23
Thief River Falls (1A)	454	4	152	60	92
Thief River Falls (1B)	398	6	111	58	53
Thief River Falls (2A)	454	7	174	92	81
Thief River Falls (2B)	426	5	153	64	89
Thief River Falls (3A)	396	12	137	58	78
Thief River Falls (3B)	387	11	172	73	99
Thief River Falls (4A)	468	6	165	106	59
Thief River Falls (4B)	441	5	156	74	81
Thief River Falls (5A)	481	10	212	95	117
Thief River Falls (5B)	501	9	206	113	93
Wyandotte Twp.	57	0	24	11	13
<b>COUNTY TOTAL</b>	<b>7472</b>	<b>116</b>	<b>2916</b>	<b>1451</b>	<b>1459</b>
<b>Polk</b>					
Angus Twp.	93	1	45	26	19
Belgium Twp.	54	1	10	4	6
Brandt Twp.	39	0	12	11	1
Brislet Twp.	45	1	30	25	5
East Grand Forks Ward 1	1055	5	217	140	77
East Grand Forks Ward 2	786	7	140	55	85
East Grand Forks Ward 3	659	5	71	42	29
East Grand Forks Ward 4	882	7	187	102	84
East Grand Forks Ward 5	833	6	196	137	59
Esther Twp.	116	1	32	22	10
Euclid Twp.	117	0	25	16	9
Farley Twp.	43	1	23	18	5
Grand Forks Twp.	141	2	34	27	7
Heigeland Twp.	34	0	23	12	11
Higdem Twp.	59	1	18	14	4
Huntsville Twp.	254	1	46	32	14
Keystone Twp.	59	0	17	11	6
Northland Twp.	125	0	29	16	13
Rhinehart Twp.	72	0	17	12	5
Sandsville Twp.	43	0	20	19	1
Sullivan Twp.	105	0	16	12	4

Tabor Twp.	89	0	36	17	18
<b>COUNTY TOTAL</b>	<b>5703</b>	<b>39</b>	<b>1244</b>	<b>770</b>	<b>472</b>
<b>Red Lake</b>					
Brooks	91	0	50	38	12
Brown's Creek	33	0	14	6	8
Emardville	136	1	42	20	22
Equality	72	0	28	6	22
Garnes	112	1	46	17	29
Gervais	159	6	60	25	35
Lake Pleasant	78	0	21	14	7
Lambert	119	3	52	13	39
Louisville	122	1	27	7	20
Oklee	277	2	126	44	82
Plummer	185	1	86	34	52
Poplar River	108	0	46	37	9
Red Lake Falls 1	282	4	78	26	52
Red Lake Falls 2	276	2	90	43	47
Red Lake Falls 3	284	9	95	20	75
Red Lake Falls P-N	88	0	22	10	12
Red Lake Falls P-S	66	0	19	10	9
River	42	0	18	2	16
Terrebonne	108	0	29	12	16
Wylie	53	1	20	7	12
<b>COUNTY TOTAL</b>	<b>2691</b>	<b>31</b>	<b>969</b>	<b>391</b>	<b>576</b>
<b>DISTRICT TOTALS</b>	<b>18137</b>	<b>201</b>	<b>6109</b>	<b>3309</b>	<b>2790</b>

**VOTE FOR STATE REPRESENTATIVE DISTRICT 40B  
BY PRECINCT  
SPECIAL ELECTION: January 11, 1994**

COUNTY	NUMBER OF PERSONS REGISTERED AS OF 7AM	NUMBER OF PERSONS REGISTERED ON ELECTION DAY	TOTAL NUMBER OF PERSONS VOTING	IR KEVIN KNIGHT	DFL TOM SPIES	IND ROBERT MEYERS JR.
<b>Hennepin</b>						
Bloomington W-1 P-7	1743	3	491	254	208	27
Bloomington W-1 P-8	1803	4	526	258	242	26
Bloomington W-1 P-9	1965	8	352	158	169	25
Bloomington W-1 P-10	2605	12	574	335	210	29
Bloomington W-1 P-14	1797	9	480	214	246	20
Bloomington W-1 P-15	1168	3	268	155	102	10
Bloomington W-2 P-26	1542	1	328	179	124	24
Bloomington W-3 P-11	1418	2	312	189	101	22
Bloomington W-3 P-18	2574	10	608	314	261	32
Bloomington W-3 P-19	2249	1	485	249	206	30
Bloomington W-3 P-20	1993	4	546	293	235	18
Bloomington W-4 P-30	819	3	231	122	100	9
<b>COUNTY TOTAL</b>	<b>21676</b>	<b>60</b>	<b>5201</b>	<b>2720</b>	<b>2204</b>	<b>272</b>
<b>DISTRICT TOTAL</b>	<b>21676</b>	<b>60</b>	<b>5201</b>	<b>2720</b>	<b>2204</b>	<b>272</b>

**VOTE FOR NOMINATION FOR  
STATE REPRESENTATIVE DISTRICT 15A BY COUNTY  
SPECIAL PRIMARY ELECTION: January 25, 1994**

	NUMBER OF PERSONS REGISTERED AS OF 7AM	NUMBER OF PERSONS REGISTERED ON ELECTION DAY	TOTAL NUMBER OF PERSONS VOTING	DFL ROLF HAGE	DFL ALEC G. OLSON	IR TOM VAN ENGEN	IR VERNA M. KELLY
KANDIYOHI COUNTY	18820	295	4591	932	842	1917	820
<b>DISTRICT TOTAL</b>	<b>18820</b>	<b>295</b>	<b>4591</b>	<b>932</b>	<b>842</b>	<b>1917</b>	<b>820</b>

**VOTE FOR STATE REPRESENTATIVE DISTRICT 15A  
BY PRECINCT  
SPECIAL GENERAL ELECTION: February 8, 1994**

COUNTY	NUMBER OF PERSONS REGISTERED AS OF 7AM	NUMBER OF PERSONS REGISTERED ON ELECTION DAY	TOTAL NUMBER OF PERSONS VOTING	IR TOM VAN ENGEN	DFL ROLF HAGE
<b>KANDIYOHI</b>					
Arctander Twp.	236	3	82	32	50
Burbank Twp.	214	0	57	11	45
Coffax Twp.	277	1	83	35	48
Dovre Twp.	1214	28	502	262	240
Green Lake Twp.	869	30	320	172	148
Harrison Twp.	369	4	94	35	58
Irving Twp.	471	4	167	91	76
Kandiyohi Twp.	399	1	137	72	65
Lake Andrew Twp.	561	12	190	88	102
Mamie Twp.	232	4	104	49	55
New London Twp.	1601	23	509	226	282
Norway Lake Twp.	184	4	69	31	37
Roseville Twp.	292	2	80	54	26
St. Johns Twp.	252	1	102	57	45
Willmar Twp.	278	0	106	50	56
Kandiyohi City	314	3	128	63	65
New London City	561	8	243	114	127
Penock City	229	4	93	51	42
Regal City	36	1	24	15	9
Spicer City	717	10	273	124	147
Sunburg City	85	3	52	32	20
Willmar W1 P1	564	5	133	63	70
Willmar W1 P2	663	9	266	116	148
Willmar W1 P3	698	11	205	105	100
Willmar W2 P1	798	15	319	154	165
Willmar W2 P2	915	19	424	224	199
Willmar W2 P3	1094	21	500	302	194
Willmar W3 P1	782	24	235	130	103
Willmar W3 P2	658	11	209	107	102
Willmar W3 P3	741	13	254	132	121
Willmar W4 P1	902	9	286	166	120
Willmar W4 P2	748	14	276	127	146
Willmar W4 P3	827	18	301	157	144
<b>DISTRICT TOTAL</b>	<b>18771</b>	<b>315</b>	<b>6823</b>	<b>3447</b>	<b>3355</b>

**VOTE FOR NOMINATION FOR  
STATE SENATOR DISTRICT 47 BY COUNTY  
SPECIAL PRIMARY ELECTION: December 15, 1994**

	NUMBER OF PERSONS REGISTERED AS OF 7AM	NUMBER OF PERSONS REGISTERED ON ELECTION DAY	TOTAL NUMBER OF PERSONS VOTING	IR DON KRAMER	IR JIM PEPPE
Hennepin County	37597	28	4845		
<b>DISTRICT TOTAL</b>	<b>37597</b>	<b>28</b>	<b>4845</b>		
	DFL JEANETTE MEYER	DFL TODD PAULSON	DFL LINDA SCHEID	IR DON KRAMER	IR JIM PEPPE
Hennepin County	63	767	1250	2064	691
<b>DISTRICT TOTAL</b>	<b>63</b>	<b>767</b>	<b>1250</b>	<b>2064</b>	<b>691</b>

**VOTE FOR STATE SENATOR DISTRICT 47  
BY PRECINCT  
SPECIAL GENERAL ELECTION: December 29, 1994**

	NUMBER OF PERSONS REGISTERED AS OF 7AM	NUMBER OF PERSONS REGISTERED ON ELECTION DAY	TOTAL NUMBER OF PERSONS VOTING	IR DON KRAMER	DFL LINDA SCHEID
<b>COUNTY</b>					
<b>Hennepin</b>					
Brooklyn Park W-C P-1	1432	4	322	173	147
Brooklyn Park W-C P-2	1418	6	257	110	147
Brooklyn park W-C P-3	1531	2	221	99	122
Brooklyn Park W-C P-5	1360	4	359	199	160
Brooklyn Park W-C P-6	1768	4	284	125	154
Brooklyn Park W-C P-7	1342	5	207	115	92
Brooklyn Park W-W P-1	1664	3	381	188	193
Brooklyn Park W-W P-2	1727	5	344	159	185
Brooklyn Park W-W P-3	1089	2	198	98	98
Brooklyn Park W-W P-4	1840	2	160	60	97
Brooklyn Park W-W P-5	1356	0	184	105	76
Brooklyn Park W-W P-7	1510	1	346	157	189
Brooklyn Center P-1	2417	4	630	304	326
Brooklyn Center P-2	2203	3	524	273	248
Brooklyn Center P-3	2649	2	616	360	255
Brooklyn Center P-4	2490	4	689	381	307
Brooklyn Center P-5	1478	0	406	235	171
Brooklyn Center P-6	2368	2	612	335	272
Brooklyn Center P-7	1702	3	530	283	247
Brooklyn Park W-E P-1	966	3	156	70	85
Brooklyn Park W-E P-2	1116	1	255	139	115
Brooklyn Park W-C P-8A	832	1	167	103	64
Brooklyn Park W-C P-8B	1019	1	222	132	90
<b>DISTRICT TOTAL</b>	<b>37277</b>	<b>62</b>	<b>8070</b>	<b>4203</b>	<b>3840</b>

**VOTE FOR NOMINATION FOR  
STATE SENATOR DISTRICT 16 BY COUNTY  
SPECIAL PRIMARY ELECTION: December 15, 1994**

	NUMBER OF PERSONS REGISTERED AS OF 7AM	NUMBER OF PERSONS REGISTERED ON ELECTION DAY	TOTAL NUMBER OF PERSONS VOTING		
<b>COUNTY</b>					
Benton	8213	3	387		
Stearns	31575	20	1728		
<b>DISTRICT TOTAL</b>	<b>39788</b>	<b>23</b>	<b>2115</b>		
	<b>DFL SONJA H. BERG</b>	<b>DFL JOHN ELLENBECKER</b>	<b>DFL JOE OPATZ</b>	<b>IR DAVE KLEIS</b>	<b>IP DON KOENIG</b>
<b>COUNTY</b>					
Benton	86	90	131	52	2
Stearns	461	536	587	100	7
<b>DISTRICT TOTAL</b>	<b>547</b>	<b>626</b>	<b>718</b>	<b>152</b>	<b>9</b>

CHAPTER 8 ELECTIONS

VOTE FOR STATE SENATOR DISTRICT 16  
BY PRECINCT  
SPECIAL GENERAL ELECTION: December 29, 1994

COUNTY	NUMBER OF PERSONS REGISTERED AS OF 7AM	NUMBER OF PERSONS REGISTERED ON ELECTION DAY	TOTAL NUMBER OF PERSONS VOTING	IP DON KOENIG	IR DAVE KLEIS	DFL JOE OPATZ	IND DONALD H. LAND-WEHR
<b>Benton</b>							
St. Cloud W-2 P-1	489	2	96	0	28	56	12
St. Cloud W-2 P-2	678	0	81	0	38	34	9
St. Cloud W-2 P-3	850	4	178	1	71	70	36
St. Cloud W-2 P-4	927	2	68	0	33	18	16
Sauk Rapids P-1	1498	2	297	2	146	104	45
Sauk Rapids P-2	1436	3	316	2	151	112	50
Sauk Rapids P-3	1343	4	273	3	138	90	42
Sauk Rapids P-4	932	1	96	0	44	30	22
Sauk Rapids Twp. P-2	4	2	5	0	3	2	0
<b>COUNTY TOTAL</b>	<b>8157</b>	<b>20</b>	<b>1410</b>	<b>8</b>	<b>652</b>	<b>516</b>	<b>232</b>
<b>Stearns</b>							
St. Cloud City W1 P1	1987	0	8	1	5	1	1
St. Cloud City W1 P3	1059	0	124	0	52	61	10
St. Cloud City W3 P1	652	0	140	1	55	55	29
St. Cloud City W3 P4	1214	1	274	3	120	106	45
St. Cloud City W3 P5	575	2	93	0	38	28	27
St. Cloud City W4 P1	318	2	68	3	29	25	11
St. Cloud City W4 P2	579	0	121	2	39	59	21
St. Cloud City W4 P3	623	1	198	1	63	92	40
St. Cloud City W4 P4	803	4	152	0	50	72	30
St. Cloud City W4 P5	918	4	257	1	112	104	39
St. Cloud City W4 P6	1220	3	354	2	147	146	58
St. Cloud City W4 P7	1767	5	374	4	155	159	56
St. Augusta Twp.	1668	4	281	2	165	65	48
St. Cloud City W1 P2	1695	1	130	1	43	63	23
St. Cloud City W1 P5	1138	2	290	0	105	121	64
St. Cloud City W1 P6	1294	11	237	1	100	79	56
St. Cloud City W1 P4	895	0	216	2	88	79	46
St. Cloud City W3 P2	889	1	156	4	61	59	32
St. Cloud City W3 P3	744	1	201	0	92	65	43
St. Cloud City W3 P6	1046	4	332	0	150	113	69
St. Cloud City W3 P7	1487	1	253	2	109	102	40
St. Cloud City W3 P8	945	2	183	0	72	83	28
St. Cloud Twp. P1	2370	13	543	0	238	210	95
St. Cloud Twp. P2	2589	8	559	4	242	181	132
Waite Park City P1	1145	5	261	2	83	83	93
Waite Park City P2	1682	4	184	3	71	76	34
<b>COUNTY TOTAL</b>	<b>31302</b>	<b>79</b>	<b>5989</b>	<b>39</b>	<b>2484</b>	<b>2287</b>	<b>1170</b>
<b>DISTRICT TOTALS</b>	<b>39459</b>	<b>99</b>	<b>7399</b>	<b>47</b>	<b>3136</b>	<b>2803</b>	<b>1402</b>

VOTE FOR NOMINATION FOR  
STATE SENATOR DISTRICT 33 BY COUNTY  
SPECIAL GENERAL ELECTION: January 19, 1995

COUNTY	NUMBER OF PERSONS REGISTERED AS OF 7AM	NUMBER OF PERSONS REGISTERED ON ELECTION DAY	TOTAL NUMBER OF PERSONS VOTING
Hennepin	44684	17	2470
Wright	25	0	1
<b>DISTRICT TOTALS</b>	<b>44709</b>	<b>17</b>	<b>2471</b>

COUNTY	DFL STEVE BOYNTON	DFL CHARLES E. SAVITT	IR JIM EVANS	IR WARREN LIMMER	IP JOHN F. GARRITSEN
Hennepin	528	35	244	1636	26
Wright	1	0	0	0	0
<b>DISTRICT TOTALS</b>	<b>529</b>	<b>35</b>	<b>244</b>	<b>1636</b>	<b>26</b>

**VOTE FOR STATE SENATOR DISTRICT 33  
BY PRECINCT  
SPECIAL GENERAL ELECTION: February 2, 1995**

COUNTY	NUMBER OF PERSONS REGISTERED AS OF 7AM	NUMBER OF PERSONS REGISTERED ON ELECTION DAY	TOTAL NUMBER OF PERSONS VOTING	IP JOHN F. GARRITSEN	IR WARREN LIMMER	DFL STEVE BOYNTON
<b>Hennepin</b>						
Corcoran P-1	1634	5	305	6	206	90
Corcoran P-2	1367	1	218	5	140	73
Dayton P-1	575	2	63	0	31	31
Dayton P-2	428	1	74	0	39	34
Dayton p-3	1733	2	305	2	164	137
Hassan Twp. P-1	1396	0	220	1	156	62
Maple Grove P-1	2686	3	393	9	204	180
Maple Grove P-3	2645	3	449	11	269	166
Maple Grove P-5	3038	5	419	16	261	141
Maple Grove P-6	1928	1	333	4	205	122
Rogers P-1	669	2	83	2	60	21
Champlin W-1 P-2	1456	6	224	2	107	111
Champlin W-2 P-1	956	0	163	2	80	79
Maple Grove P-11	1967	2	261	10	173	76
Maple Grove P-2	2324	0	265	6	156	102
Maple Grove P-4	1975	2	341	12	191	133
Maple Grove P-7	1690	1	196	7	92	96
Maple Grove P-8	1904	1	314	15	196	101
Maple Grove P-9	1291	2	215	15	109	90
Maple Grove P-10	1728	0	193	2	118	72
Plymouth W-4 P-15	1956	6	264	9	159	94
Plymouth W-4 P-16	1722	2	239	7	161	70
Maple Grove P-12	1683	2	216	7	143	65
Maple Grove P-13	1831	0	251	7	170	73
Plymouth W-4 P-19	2095	1	256	10	186	60
Plymouth W-4 P-20	1948	0	229	6	150	71
<b>COUNTY TOTAL</b>	<b>44625</b>	<b>50</b>	<b>6489</b>	<b>173</b>	<b>3926</b>	<b>2350</b>
<b>Wright</b>						
Dayton	23	0	1	0	0	1
<b>COUNTY TOTAL</b>	<b>23</b>	<b>0</b>	<b>1</b>	<b>0</b>	<b>0</b>	<b>1</b>
<b>DISTRICT TOTAL</b>	<b>44648</b>	<b>50</b>	<b>6490</b>	<b>173</b>	<b>3926</b>	<b>2351</b>

**VOTE FOR NOMINATION FOR  
STATE REPRESENTATIVE DISTRICT 33B BY COUNTY  
SPECIAL PRIMARY ELECTION: February 21, 1995**

	NUMBER OF PERSONS REGISTERED AS OF 7AM	NUMBER OF PERSONS REGISTERED ON ELECTION DAY	TOTAL NUMBER OF PERSONS VOTING
Hennepin County	21620	18	1683
<b>DISTRICT TOTAL</b>	<b>21620</b>	<b>18</b>	<b>1683</b>

CHAPTER 8 ELECTIONS

	DFL KIM KOEHNEN	IR CHRISTINE CHURCH	IR MARK D. DIRKES	IR JOHN GARRIT- SEN	IR DARCY HITES- MAN	IR RICH STANEK	IR TIM THEISEN
Hennepin County	120	24	19	36	607	863	13
<b>DISTRICT TOTALS</b>	<b>120</b>	<b>24</b>	<b>19</b>	<b>36</b>	<b>607</b>	<b>863</b>	<b>13</b>

**VOTE FOR STATE REPRESENTATIVE DISTRICT 33B  
BY PRECINCT  
SPECIAL GENERAL ELECTION: March 7, 1995**

COUNTY	NUMBER OF PERSONS REGISTERED AS OF 7AM	NUMBER OF PERSONS REGISTERED ON ELECTION DAY	TOTAL NUMBER OF PERSONS VOTING	IR RICH STANEK	DFL KIM KOEHNEN
<b>Hennepin</b>					
Maple Grove P-2	2238	0	236	135	101
Maple Grove P-4	1952	2	317	182	134
Maple Grove P-7	1640	1	149	77	70
Maple Grove P-8	1860	3	277	161	112
Maple Grove P-9	1261	3	218	95	121
Maple Grove P-10	1684	0	163	123	60
Plymouth W-4 P-15	1918	0	215	127	87
Plymouth W-4 P-16	1684	2	205	121	82
Maple Grove P-12	1640	2	196	134	61
Maple Grove P-13	1771	1	236	140	96
Plymouth W-4 P-19	2047	6	239	146	87
Plymouth W-4 P-20	1908	1	176	99	77
<b>DISTRICT TOTAL</b>	<b>21603</b>	<b>21</b>	<b>2647</b>	<b>1540</b>	<b>1088</b>

**VOTE FOR NOMINATION FOR  
STATE REPRESENTATIVE DISTRICT 49B BY COUNTY  
SPECIAL PRIMARY ELECTION: March 21, 1995**

	NUMBER OF PERSONS REGISTERED AS OF 7AM	NUMBER OF PERSONS REGISTERED ON ELECTION DAY	TOTAL NUMBER OF PERSONS VOTING	DFL LUANNE KOSKINEN	DFL WILLIAM F. THOMPSON	DFL LINDA THORSVIK	IR ELDON "E.H." WARKENTIN	IP DEB SKOGEN
Anoka County	17985	34	2218					
<b>DISTRICT TOTAL</b>	<b>17985</b>	<b>34</b>	<b>2218</b>					

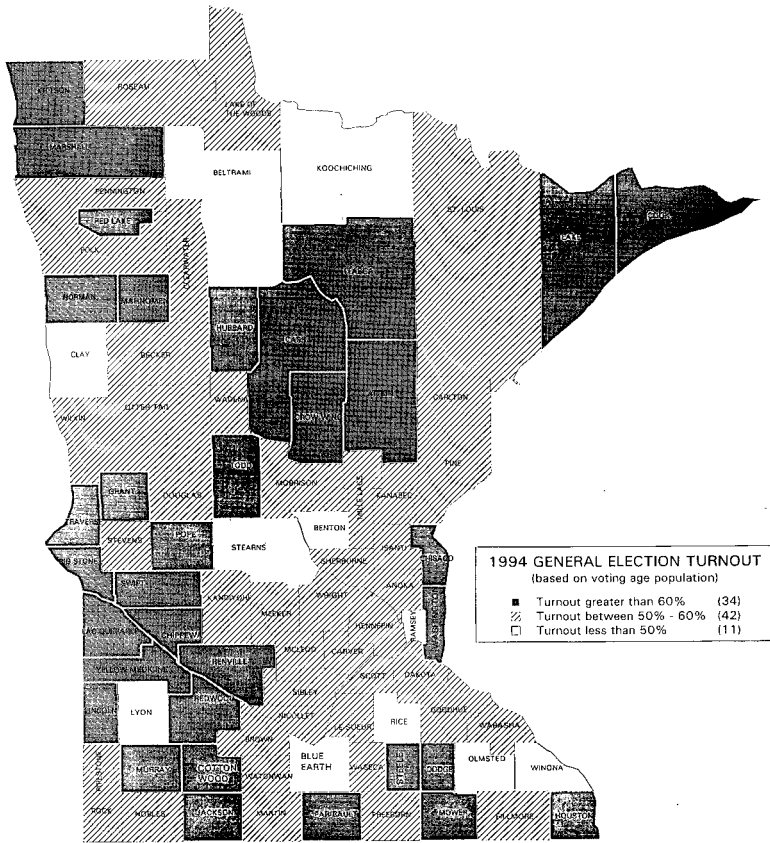
	DFL LUANNE KOSKINEN	DFL WILLIAM F. THOMPSON	DFL LINDA THORSVIK	IR ELDON "E.H." WARKENTIN	IP DEB SKOGEN
Anoka County	680	590	582	242	44
<b>DISTRICT TOTALS</b>	<b>680</b>	<b>590</b>	<b>582</b>	<b>242</b>	<b>44</b>



**VOTE FOR STATE REPRESENTATIVE DISTRICT 49B  
BY PRECINCT  
SPECIAL GENERAL ELECTION: April 4, 1995**

COUNTY	NUMBER OF PERSONS REGISTERED AS OF 7AM	NUMBER OF PERSONS REGISTERED ON ELECTION DAY	TOTAL NUMBER OF PERSONS VOTING	IP DEB SKOGEN	IR ELDON "E.H." WARKEN- TIN	DFL LUANNE KOSKINEN
<b>Anoka</b>						
Coon Rapids W-1 P-1	1215	5	324	28	172	121
Coon Rapids W-1 P-2	1845	4	485	53	257	173
Coon Rapids W-4 P-3	1326	5	384	65	190	129
Coon Rapids W-4 P-4	1014	0	273	20	136	113
Coon Rapids W-5 P-2	1159	5	278	36	130	112
Coon Rapids W-5 P-3	1020	0	266	22	103	138
Coon Rapids W-5 P-4	1153	0	276	41	143	92
Coon Rapids W-2 P-4	1489	6	388	40	176	172
Coon Rapids W-2 P-3	928	2	258	45	112	99
Coon Rapids W-4 P-1	1325	2	384	39	178	167
Coon Rapids W-3 P-2	1714	6	525	53	261	202
Coon Rapids W-3 P-1	1495	8	402	46	196	158
Coon Rapids W-5 P-5	1226	4	227	26	120	81
Coon Rapids W-5 P-1	1136	3	226	35	116	74
<b>DISTRICT TOTAL</b>	<b>18045</b>	<b>50</b>	<b>4696</b>	<b>549</b>	<b>2290</b>	<b>1831</b>

# 1994 STATE GENERAL ELECTION TURNOUT



**VOTER REGISTRATION AND VOTER PARTICIPATION BY COUNTY AND  
VOTE FOR NOMINATION FOR UNITED STATES SENATOR  
SEPTEMBER 13, 1994 STATE PRIMARY ELECTION**

COUNTY	VOTER REGISTRATION				UNITED STATES SENATOR					
	PERSONS REGISTERED AS OF 7AM	PERSONS REGISTERED ON ELECTION DAY	PERSONS VOTING BY ABSENTEE BALLOT	TOTAL NUMBER OF PERSONS VOTING	DFL TOM FOLEY	DFL "DICK" FRANSON	DFL BUFORD JOHNSON	DFL GARY L. LEGARE	DFL LEONARD J. RICHARDS	DFL ANN WYNIA
Aitkin	9002	388	93	4364	868	60	49	27	40	1284
Anoka	143792	3653	713	45376	6382	292	197	128	128	11485
Becker	16405	688	188	6814	828	57	103	62	90	1298
Beltrami	18852	631	131	6392	769	48	108	26	42	1955
Benton	16882	408	115	5061	999	59	193	20	33	1064
Big Stone	3771	26	30	1026	208	13	15	4	7	310
Blue Earth	32200	877	270	9125	901	44	54	40	24	1995
Brown	15572	304	40	4300	397	13	19	57	13	667
Carlton	17026	469	142	6467	1397	46	39	50	34	2138
Carver	31436	1033	130	8381	736	19	13	16	18	1370
Cass	14580	403	124	5253	683	43	96	18	34	1238
Chippewa	7784	200	109	2429	316	16	17	9	9	614
Chisago	20007	991	71	8475	1525	56	56	34	47	2095
Clay	27790	414	154	5663	510	42	50	29	68	1348
Clearwater	4579	179	32	2008	355	32	46	15	47	448
Cook	2811	246	106	1969	331	18	30	13	17	600
Cottonwood	7442	125	33	2072	187	18	19	20	7	415
Crow Wing	27898	1112	476	12554	1998	149	422	69	76	3334
Dakota	173752	5390	1376	54556	6842	233	129	103	119	11034
Dodge	9285	366	101	3237	491	37	19	9	22	487
Douglas	17788	526	111	5358	608	42	51	26	30	1074
Faribault	10218	172	81	2955	377	38	39	21	19	525
Fillmore	12231	340	83	4708	556	30	35	20	42	644
Freeborn	19218	337	107	5425	782	47	39	23	31	1510
Goodhue	24114	648	143	8141	816	30	41	19	25	1268
Grant	4435	163	67	2679	495	31	29	9	26	708
Hennepin	652945	17414	6514	220393	24438	1036	648	453	565	65824
Houston	11586	461	167	5051	576	76	87	67	100	583
Hubbard	10262	399	159	4061	528	39	37	14	27	1009
Isanti	15315	404	90	5488	835	36	53	18	23	1323
Itasca	24835	526	167	10650	2300	121	162	95	97	3881
Jackson	7094	106	11	1566	189	24	19	13	8	284
Kanabec	7233	174	16	2324	423	11	20	9	9	478
Kandiyohi	22859	624	248	8853	1018	64	88	41	39	2439
Kittson	3372	45	15	1048	182	28	31	11	19	185
Koochiching	8731	329	117	3872	922	70	84	38	36	1535

Lac qui Parle	5446	109	44	1821	324	20	39	10	11	535
Lake	7015	244	102	3690	939	47	70	15	27	1514
Lake of the Woods	2337	23	15	1000	136	21	25	28	24	239
LeSueur	13821	367	105	4888	773	20	32	22	16	1027
Lincoln	4141	139	27	2055	285	36	70	30	52	357
Lyon	14280	268	53	3356	333	34	20	18	14	607
McLeod	17698	439	95	4888	491	20	26	14	20	756
Mahnomen	3044	80	19	1297	213	28	40	28	26	273
Marshall	6353	99	37	2130	324	57	62	27	57	333
Martin	13211	324	157	5281	547	68	32	15	41	788
Meeker	12260	315	74	3500	389	23	29	13	7	744
Mille Lacs	11497	251	61	3373	509	30	28	10	13	690
Morrison	16702	367	136	5424	1202	90	167	20	42	1092
Mower	22195	391	134	9740	1932	137	125	57	119	3372
Murray	5716	103	24	2078	266	34	33	24	33	485
Nicollet	17236	722	212	6932	740	38	40	74	35	1396
Nobles	11224	191	58	2617	268	50	44	18	33	561
Norman	4820	155	78	1939	280	25	57	22	40	454
Olmsted	64158	1117	669	21191	1489	55	62	27	34	2818
Otter Tail	31287	472	179	8248	848	54	65	43	49	1774
Pennington	7337	143	47	1932	269	48	42	18	54	438
Pine	12394	487	84	5499	1127	53	64	23	44	1504
Pipestone	5732	123	43	2159	298	50	47	16	45	391
Polk	17519	465	130	6213	982	95	126	76	106	1403
Pope	6865	133	100	2313	319	20	29	19	16	560
Ramsey	275259	8513	2813	103184	17051	383	284	145	207	32432
Red Lake	2673	91	41	1470	320	36	69	27	38	294
Redwood	10091	137	65	3178	288	17	20	31	12	424
Renville	9566	352	68	4039	630	32	46	37	34	888
Rice	27836	1539	376	11714	1702	43	55	41	51	3239
Rock	5869	83	40	1129	74	8	12	10	12	198
Roseau	8578	133	61	1899	237	25	38	22	40	257
St. Louis	125157	2467	1648	46855	11555	382	490	239	280	19399
Scott	37257	1229	194	12741	1899	83	58	46	37	2643
Sherburne	25195	736	162	7623	1135	74	120	35	30	1780
Sibley	8243	246	75	3580	484	31	24	25	10	611
Stearns	69250	1440	175	16717	2170	101	492	49	90	3648
Steele	17690	348	205	5130	431	48	33	10	13	934
Stevens	6304	125	41	1597	239	13	16	9	8	385
Swift	6528	92	35	1850	271	14	36	7	10	603
Todd	13479	358	74	5443	1035	103	132	52	63	1427
Traverse	2759	41	11	688	124	14	8	4	6	140
Wabasha	11706	525	142	5161	1477	36	27	17	20	558
Wadena	7459	163	48	2240	321	24	17	4	15	525
Waseca	10189	228	59	3377	413	27	21	12	14	625
Washington	98940	3239	798	36298	4753	197	78	92	92	7855
Watsonwan	6513	174	60	2508	327	25	27	10	18	519
Wilkin	4119	49	25	905	99	8	11	9	11	152
Winona	27046	483	120	6055	763	42	60	30	43	1350
Wright	39867	1110	176	11913	1635	106	155	45	47	2502
Yellow Medicine	6975	109	39	2050	252	20	26	22	16	528
<b>TOTALS</b>	<b>2651938</b>	<b>72108</b>	<b>22764</b>	<b>901002</b>	<b>126756</b>	<b>6063</b>	<b>6866</b>	<b>3323</b>	<b>4146</b>	<b>236476</b>

**VOTE FOR NOMINATION FOR UNITED STATES SENATOR BY COUNTY**  
**SEPTEMBER 13, 1994 STATE PRIMARY ELECTION**

COUNTY	UNITED STATES SENATE			
	IR JOANELL M. DYRSTAD	IR ROD GRAMS	IR HAROLD EDWARD STASSEN	IR JOHN J. ZELENIAK
Aitkin	506	1004	126	64
Anoka	6682	18268	532	280
Becker	1164	1582	547	206
Beltrami	734	1632	246	95
Benton	595	1662	116	40
Big Stone	111	267	38	11
Blue Earth	1666	3089	203	102
Brown	773	1768	111	54
Carlton	573	1540	181	75
Carver	1824	3751	161	40
Cass	709	1603	164	68
Chippewa	342	873	90	19
Chisago	1020	2548	151	54
Clay	1049	1526	360	132
Clearwater	243	432	104	25
Cook	210	308	93	49
Cottonwood	281	858	64	18
Crow Wing	1356	3961	310	111
Dakota	13242	19328	1355	369
Dodge	603	1002	116	60
Douglas	940	2230	126	38
Faribault	629	919	134	53
Fillmore	1094	932	352	182
Freeborn	905	1521	209	78
Goodhue	2939	2290	138	74
Grant	323	604	86	21
Hennepin	48854	66169	3775	1325
Houston	797	1032	396	284
Hubbard	625	1112	167	87
Isanti	588	2004	106	34
Itasca	878	2039	283	137
Jackson	241	527	58	14
Kanabec	267	921	65	15
Kandiyohi	1177	3153	202	73
Kittson	128	206	83	29
Koochiching	290	526	96	27

Lac qui Parle	205	490	56	15
Lake	170	427	56	28
Lake of the Woods	93	199	69	15
LeSueur	699	1546	98	63
Lincoln	236	490	173	34
Lyon	517	1268	158	33
McLeod	815	2285	99	40
Mahnomen	135	203	104	33
Marshall	276	513	168	33
Martin	1107	1763	197	74
Meeker	551	1402	65	22
Mille Lacs	464	1224	67	23
Morrison	471	1819	101	41
Mower	1096	1513	374	158
Murray	235	526	91	28
Nicollet	1334	2257	178	71
Nobles	338	918	108	41
Norman	250	307	155	32
Olmsted	6188	7799	869	388
Otter Tail	1429	2537	452	159
Pennington	226	403	84	32
Pine	409	1511	117	70
Pipestone	260	525	180	35
Polk	806	1429	390	101
Pope	468	641	47	12
Ramsey	21012	25618	1897	674
Red Lake	122	159	62	43
Redwood	524	1277	89	21
Renville	522	1344	143	47
Rice	1823	3348	332	66
Rock	186	386	74	22
Roseau	217	610	149	39
St. Louis	3561	6827	924	433
Scott	1916	4068	199	106
Sherburne	1070	2742	94	49
Sibley	545	1309	108	43
Stearns	2391	6280	441	160
Steele	1128	1956	127	49
Stevens	251	511	53	19
Swift	196	542	44	16
Todd	403	1366	154	50
Traverse	72	254	43	6
Wabasha	927	1341	130	78
Wadena	240	829	65	13
Waseca	515	1378	74	33
Washington	8627	12596	668	266
Watsonwan	719	643	46	21
Wilkin	142	262	78	36
Winona	1012	1560	295	150
Wright	1699	4787	257	92
Yellow Medicine	249	756	84	11
<b>TOTALS</b>	<b>163205</b>	<b>269931</b>	<b>22430</b>	<b>8467</b>

# VOTE FOR GOVERNOR AND LIEUTENANT GOVERNOR AND SECRETARY OF STATE BY COUNTY

## SEPTEMBER 13, 1994 STATE PRIMARY ELECTION

### GOVERNOR AND LIEUTENANT GOVERNOR

### SECRETARY OF STATE

COUNTY	DFL	DFL	DFL	DFL	IR	IR	DFL	IR
	TONY BOUZA & KIM STOKES	MIKE HATCH & BOB SCHMITZ	JOHN MARTY & NANCY LARSON	RICHARD T. VAN BERGEN & GLENN MESAROS	ARNE H. CARLSON & JOANNE E. BENSON	ALLEN QUIST & DOUG MCFARLAND	JOAN ANDERSON GROWE	DICK KIMBLER
Aitkin	317	1223	747	33	1068	706	2097	1403
Anoka	4493	6737	7135	217	15966	10093	16676	20050
Becker	434	1155	717	90	2112	1695	2164	2889
Beltrami	493	1344	1132	38	1476	1418	2683	2218
Benton	442	1177	698	39	1279	1202	1993	1790
Big Stone	110	238	169	35	232	212	521	355
Blue Earth	844	1088	1108	53	3023	2277	2800	4093
Brown	276	592	318	13	1544	1330	1027	2170
Carlton	345	2063	1205	35	1121	1382	3266	1869
Carver	680	842	637	18	3862	2017	1870	4154
Cass	328	1138	667	30	1692	992	1934	2032
Chippewa	152	376	404	27	847	510	879	992
Chisago	849	1503	1373	59	2359	1518	3449	2824
Clay	368	753	825	49	2059	1253	1901	2476
Clearwater	128	507	294	30	343	532	877	657
Cook	181	480	351	19	401	325	919	464
Cottonwood	119	315	230	11	535	752	600	1008
Crow Wing	998	3224	1739	89	3787	2140	5419	4437
Dakota	4925	6333	6917	160	25386	9976	15978	24719
Dodge	302	435	272	31	1183	715	933	1466
Douglas	381	871	573	20	1962	1433	1653	2653
Faribault	267	473	254	24	1018	738	961	1397
Fillmore	368	489	400	41	2036	922	1109	2235
Freeborn	649	865	775	55	1687	1142	2181	2153
Goodhue	594	743	806	29	4124	1416	1752	4320
Grant	187	740	347	18	712	394	1198	812
Hennepin	32532	20461	39311	554	94563	29246	78366	82091
Houston	286	482	607	105	1510	1401	1224	2310
Hubbard	215	799	614	28	1139	993	1434	1647
Isanti	470	883	924	28	1577	1228	1940	2101
Itasca	741	3977	1884	77	1834	1655	5838	2582
Jackson	97	271	164	19	427	457	505	717
Kanabec	172	477	272	8	704	589	834	990
Kandiyohi	761	1453	1394	68	2326	2428	3445	3754
Kittson	78	220	146	19	204	287	451	384
Koochiching	333	1464	844	56	507	487	2456	741

Lac qui Parle	124	513	269	37	462	325	903	625
Lake	307	1553	784	39	361	360	2261	527
Lake of the Woods	73	167	205	24	189	233	438	319
LeSueur	402	984	513	11	1430	1076	1628	1858
Lincoln	178	318	288	53	495	466	770	776
Lyon	228	452	353	12	1169	917	905	1670
McLeod	295	549	473	22	2037	1290	1150	2577
Mahnomen	98	290	176	37	247	282	530	354
Marshall	109	521	217	38	460	618	768	803
Martin	367	834	308	33	1925	1402	1377	2557
Meeker	199	416	622	15	1384	719	1080	1610
Mille Lacs	250	622	408	12	932	902	1103	1423
Morrison	308	1790	510	42	1125	1407	2189	1839
Mower	1439	1922	2042	166	2153	1209	5091	2623
Murray	111	495	252	21	356	594	803	729
Nicollet	498	870	935	32	2309	1706	2111	3051
Nobles	159	428	328	45	571	898	896	1084
Norman	126	426	282	47	432	368	799	610
Olmsted	1484	1496	1367	67	11572	4747	3911	11449
Otter Tail	349	1525	967	45	2878	2022	2314	3440
Pennington	105	447	291	30	404	431	815	647
Pine	544	1268	905	44	1051	1114	2361	1569
Pipestone	177	316	268	63	437	644	775	783
Polk	419	1233	953	135	1383	1516	2609	2247
Pope	149	459	323	15	754	436	867	942
Ramsey	13383	11528	24538	305	38010	13278	42305	31971
Red Lake	75	529	177	30	187	254	757	330
Redwood	154	420	232	7	1370	742	714	1627
Renville	314	775	514	49	1307	811	1499	1656
Rice	1327	1674	2026	63	3761	2018	4345	3990
Rock	41	129	118	18	279	437	299	616
Roseau	63	341	187	44	321	775	585	856
St. Louis	3810	17855	10331	235	7288	5450	27817	9093
Scott	1065	2577	1135	34	4356	2224	4107	4675
Sherburne	721	1379	1038	42	2377	1664	2610	3073
Sibley	228	596	355	13	1324	806	1078	1545
Stearns	1384	2829	2217	82	5197	4444	5568	6875
Steele	377	563	514	18	2207	1192	1318	2612
Stevens	128	278	252	5	446	414	598	622
Swift	140	427	361	16	433	394	881	627
Todd	381	1685	719	58	1009	1052	2524	1579
Traverse	48	150	84	7	166	208	260	293
Wabasha	505	899	580	59	1642	916	1630	2059
Wadena	158	494	234	22	572	602	783	920
Waseca	328	485	274	22	1175	905	983	1588
Washington	3595	4014	5197	146	17030	5694	11308	15637
Watsonwan	169	483	270	10	853	591	868	1136
Wilkin	55	125	96	9	250	311	274	423
Winona	743	678	818	55	1649	1628	2008	2534
Wright	1094	1748	1573	81	4174	2798	3969	5320
Yellow Medicine	142	363	330	21	600	519	790	949
<b>TOTAL</b>	<b>93841</b>	<b>139109</b>	<b>144462</b>	<b>4761</b>	<b>321084</b>	<b>161670</b>	<b>331686</b>	<b>341671</b>



# VOTE FOR NOMINATION FOR STATE AUDITOR BY COUNTY

## SEPTEMBER 13, 1994 STATE PRIMARY ELECTION

### STATE AUDITOR

COUNTY	DFL GREGG A. IVERSON	DFL DONALD M. MOE	DFL TODD OTIS	DFL GEORGE PERPICH	IR DAVID A.P. ANDERSON	IR JUAL CARLSON	IR JUDI DUTCHER	IR DON KOENIG	IR NICK TRETINYAK JR.	IR JAMES J. WAGNER
Aitkin	261	769	405	719	331	121	297	322	81	279
Anoka	2095	5916	5253	3640	3705	1198	5582	4506	1533	3606
Becker	281	979	308	747	700	205	609	659	216	668
Beltrami	205	1091	701	671	511	165	494	504	175	402
Benton	387	673	473	552	473	116	362	500	142	361
Big Stone	72	200	93	144	97	34	73	67	17	69
Blue Earth	369	1013	662	596	952	279	1148	858	264	689
Brown	114	438	246	231	549	172	481	324	149	539
Carlton	249	891	787	1569	539	128	372	461	136	382
Carver	187	764	501	416	746	251	1301	865	298	887
Cass	256	828	352	487	635	162	449	441	113	360
Chippewa	90	316	216	271	266	98	240	201	51	206
Chisago	464	1248	796	935	675	233	774	543	168	544
Clay	201	793	404	431	595	371	566	506	179	372
Clearwater	111	458	126	230	245	85	108	109	23	129
Cook	88	259	156	346	152	34	99	114	42	97
Cottonwood	72	185	155	180	298	84	220	179	47	185
Crow Wing	649	2095	899	1909	1323	249	947	1008	238	1002
Dakota	1845	6474	4618	3056	4643	1505	8030	4919	1730	4272
Dodge	160	385	110	277	403	101	260	321	258	202
Douglas	222	745	270	437	757	215	506	487	146	581
Faribault	159	357	152	302	359	111	305	310	83	342
Fillmore	163	416	166	350	693	202	431	403	305	419
Freeborn	341	796	486	609	643	167	413	531	134	366
Goodhue	200	870	387	492	1157	289	1232	781	326	690
Grant	294	401	185	300	343	73	180	105	35	136
Hennepin	6941	26136	33992	12601	15376	5439	32244	16328	5241	13503
Houston	242	383	214	497	702	230	422	405	133	515
Hubbard	158	653	274	340	447	93	363	331	81	360
Isanti	256	702	567	570	559	156	526	374	111	504
Itasca	535	1532	1541	2720	761	222	518	470	211	545
Jackson	84	154	103	152	250	44	162	143	44	108
Kanabec	103	314	175	278	251	94	198	219	56	214
Kandiyohi	359	1390	788	887	1059	273	871	727	219	662
Kittson	39	218	45	136	68	195	49	43	12	62
Koochiching	251	695	589	991	213	57	148	140	59	159

Lac qui Parle	108	335	164	278	158	38	122	128	39	125
Lake	270	503	540	1042	198	29	107	105	34	111
Lake of the Woods	60	178	79	133	83	25	93	38	28	59
LeSueur	214	628	317	424	430	136	467	445	146	356
Lincoln	122	259	118	319	234	73	138	137	49	172
Lyon	90	328	247	228	429	142	366	376	78	296
McLeod	144	471	276	297	803	194	585	580	112	465
Mahnomen	115	248	58	179	123	59	54	77	39	82
Marshall	67	415	90	262	225	190	120	101	57	189
Martin	217	527	220	350	773	230	573	513	118	454
Meeker	105	491	211	233	459	159	349	417	91	232
Mille Lacs	181	412	247	265	351	111	307	314	94	334
Morrison	259	1045	371	676	581	156	311	276	177	504
Mower	664	1470	1255	1965	750	196	560	502	283	467
Murray	98	271	126	301	242	62	145	150	56	134
Nicollet	241	882	428	397	716	223	768	588	166	730
Nobles	99	288	206	312	287	83	285	298	75	156
Norman	116	392	111	247	159	92	127	93	44	139
Olmsted	508	1433	811	998	2700	626	3074	1870	2562	1529
Otter Tail	314	1015	608	662	964	273	871	704	238	781
Pennington	59	360	175	238	165	112	120	98	25	144
Pine	265	788	473	1038	412	130	335	359	108	375
Pipestone	150	234	111	298	256	79	139	183	39	154
Polk	207	1769	271	538	619	219	421	401	128	615
Pope	111	426	157	211	328	86	211	155	42	177
Ramsey	3533	16939	15545	6473	6285	2071	11304	6564	2409	5283
Red Lake	51	397	91	263	84	43	34	65	36	80
Redwood	112	248	183	151	514	178	338	254	77	323
Renville	232	590	333	399	390	171	359	399	97	369
Rice	475	1534	1226	1128	1122	302	1097	689	230	865
Rock	43	83	85	87	196	53	105	114	38	96
Roseau	83	225	69	226	176	147	154	177	76	146
St. Louis	2446	6347	8183	13202	2339	613	2089	1768	683	1873
Scott	579	1473	913	985	941	288	1284	967	286	1094
Sherburne	407	929	785	699	821	167	752	698	225	468
Sibley	132	429	181	282	386	207	354	307	90	343
Stearns	725	2111	1305	1618	1489	417	1541	2056	492	1350
Steele	175	443	319	328	620	240	753	459	226	417
Stevens	66	233	101	187	199	53	136	92	52	116
Swift	106	363	176	235	212	42	118	122	49	118
Todd	318	1043	422	820	460	120	283	268	123	417
Traverse	32	105	59	69	82	21	53	68	15	58
Wabasha	333	775	224	562	593	129	446	353	308	377
Wadena	105	326	132	256	276	69	175	190	49	186
Waseca	146	337	220	258	492	126	398	283	99	282
Washington	1442	4545	3111	2161	2871	1086	5221	3485	1052	2490
Watsonwan	132	327	174	268	343	90	237	274	71	204
Wilkin	44	90	43	83	122	39	72	67	34	89
Winona	228	721	457	528	676	170	559	449	271	465
Wright	469	1510	959	1081	1386	432	1246	1140	396	897
Yellow Medicine	99	272	201	233	279	91	172	151	46	206
<b>TOTAL</b>	<b>35800</b>	<b>119100</b>	<b>100362</b>	<b>83542</b>	<b>77265</b>	<b>24539</b>	<b>100908</b>	<b>69571</b>	<b>25414</b>	<b>61809</b>

# VOTE FOR NOMINATION FOR STATE TREASURER BY COUNTY

## SEPTEMBER 13, 1994 STATE PRIMARY ELECTION

### STATE TREASURER

COUNTY	DFL JIM DUNLOP	DFL ROBERT R. (BOB) JOHNSON	DFL LEROY L. MCCLELLAND	DFL MICHAEL A. MCGRATH	DFL RODNEY OTTERNESS	DFL RALPH D. WEDGEWOOD	IR JAMES C. "JIM" OLSON	IR DENNIS L. PFLAUM	IR JOAN SIERS	IR BOB WEINHOLZER
Aitkin	271	768	114	616	151	117	538	99	413	392
Anoka	2085	4444	868	6557	1004	708	6438	1540	5814	6988
Becker	311	758	108	713	133	135	1188	244	876	797
Beltrami	239	978	126	1060	186	83	863	151	581	663
Benton	348	639	132	644	123	111	769	179	440	596
Big Stone	75	143	30	177	26	33	130	28	89	121
Blue Earth	417	686	241	1026	124	125	1524	335	1102	1253
Brown	133	361	61	388	48	38	999	141	469	655
Carlton	396	1295	182	1050	192	131	892	151	478	522
Carver	248	406	86	736	104	91	1374	374	1185	1496
Cass	233	686	104	622	133	107	806	201	566	522
Chippewa	99	322	32	317	47	38	365	80	252	367
Chisago	467	1021	156	1192	260	136	1046	236	819	904
Clay	217	622	81	592	115	58	945	167	698	772
Clearwater	105	430	50	210	56	19	342	59	146	163
Cook	117	338	32	251	54	37	240	40	149	143
Cottonwood	100	147	34	261	42	30	420	77	216	304
Crow Wing	935	1823	272	1631	284	231	1922	360	1204	1255
Dakota	1761	3827	850	6335	947	673	7773	2288	6999	8268
Dodge	188	284	53	249	109	40	529	201	380	391
Douglas	205	530	109	564	115	83	1025	207	577	964
Faribault	106	397	32	336	38	35	590	102	356	358
Fillmore	214	403	47	292	150	40	992	158	658	501
Freeborn	277	870	85	671	107	118	945	213	574	542
Goodhue	258	502	111	683	220	86	1592	546	1079	1245
Grant	214	463	77	314	51	27	445	70	179	177
Hennepin	7870	13532	4299	33838	4613	3100	26791	7938	23823	29664
Houston	183	454	72	389	213	72	1005	184	651	508
Hubbard	151	562	98	493	88	54	605	122	447	538
Isanti	300	647	97	746	121	80	880	160	568	596
Itasca	654	1787	298	1386	1740	217	1054	220	677	814
Jackson	75	154	33	197	17	36	294	50	179	215
Kanabec	124	307	63	259	52	36	417	63	273	304
Kandiyohi	317	1094	161	1106	330	162	1705	306	770	1016
Kittson	69	171	13	109	22	21	180	37	83	94
Koochiching	440	873	157	729	125	99	337	51	184	221

Lac qui Parle	96	351	35	289	40	41	214	32	141	270
Lake	290	877	107	728	144	109	258	45	146	136
Lake of the Woods	97	128	25	142	21	19	123	30	80	103
LeSueur	160	428	88	810	78	63	727	207	468	556
Lincoln	134	282	48	227	49	39	379	55	201	164
Lyon	125	262	39	390	45	39	667	110	344	540
McLeod	160	297	82	460	118	67	900	223	649	975
Mahnomen	63	216	28	170	56	23	204	30	68	125
Marshall	122	291	37	271	56	31	439	60	207	168
Martin	183	382	73	533	77	88	1106	209	651	708
Meekeer	124	337	54	452	86	43	600	116	403	602
Mille Lacs	157	395	71	350	99	49	676	89	324	424
Morrison	331	861	129	721	118	107	789	159	416	638
Mower	1295	1549	258	1513	353	221	1127	310	663	634
Murray	124	252	48	310	43	39	338	66	178	192
Nicollet	300	556	141	785	109	67	1174	364	775	851
Nobles	154	252	45	324	58	40	522	88	243	335
Norman	108	331	46	221	84	39	338	42	139	139
Olmsted	720	885	162	1260	240	170	3908	807	3537	3282
Otter Tail	337	834	88	902	184	121	1517	340	920	1058
Pennington	135	246	36	280	53	48	324	58	139	120
Pine	387	860	141	742	155	117	654	151	403	523
Pipestone	125	311	37	213	41	49	370	71	207	208
Polk	365	926	144	787	176	128	1262	140	592	466
Pope	97	329	43	263	62	60	474	67	223	209
Ramsey	4326	8440	2121	17618	1865	1386	8997	2702	9474	13572
Red Lake	112	254	59	230	53	38	165	22	56	97
Redwood	98	224	39	280	39	33	690	120	390	477
Renville	234	515	86	490	89	74	803	144	360	468
Rice	630	958	218	1593	310	210	1430	545	1162	1211
Rock	50	79	21	108	12	18	247	54	106	197
Roseau	113	158	30	201	30	29	370	60	153	280
St. Louis	3870	9001	1651	9237	2324	1226	3771	744	2322	2567
Scott	633	1037	178	1681	174	186	1542	425	1392	1441
Sherburne	387	700	186	1082	163	128	1079	215	749	1143
Sibley	141	333	66	403	55	48	593	155	396	509
Stearns	721	1611	370	1969	366	251	2563	669	1716	2342
Steele	167	311	59	505	131	57	870	210	712	876
Stevens	55	197	34	206	28	21	241	38	189	190
Swift	79	282	40	343	57	42	255	51	133	218
Todd	289	834	162	856	157	148	691	162	344	466
Traverse	35	80	13	61	54	7	102	29	56	120
Wabasha	508	515	86	559	113	80	699	435	499	539
Wadena	71	303	42	284	41	33	342	59	217	351
Waseca	100	322	54	392	48	47	684	162	410	419
Washington	1483	2405	613	4514	565	510	4946	1323	4922	5174
Watonwan	127	321	42	304	36	43	576	79	272	285
Wilkin	44	90	14	77	16	11	160	37	102	132
Winona	349	518	134	702	141	82	1045	198	584	768
Wright	457	1164	276	1463	247	178	1996	433	1315	1834
Yellow Medicine	101	241	38	307	39	40	357	75	179	340
<b>TOTAL</b>	<b>41571</b>	<b>86055</b>	<b>18001</b>	<b>125347</b>	<b>21838</b>	<b>13950</b>	<b>122264</b>	<b>30392</b>	<b>94281</b>	<b>113791</b>

# VOTE FOR NOMINATION FOR ATTORNEY GENERAL BY COUNTY

## SEPTEMBER 13, 1994 STATE PRIMARY ELECTION

### ATTORNEY GENERAL

COUNTY	DFL KENT S. HERSCHBACH	DFL HUBERT H. HUMPHREY III	DFL LEWIS DUPONT SMITH	IR SHARON ANDERSON	IR THOMAS M. "TOM" NEUVILLE	IR ANDREW OLSON
Aitkin	190	1963	148	572	456	443
Anoka	1242	15682	1063	8979	6039	5952
Becker	186	2212	116	1227	1055	911
Beltrami	214	2586	197	820	759	745
Benton	214	1897	213	825	687	510
Big Stone	39	490	27	155	126	103
Blue Earth	219	2689	177	1753	1451	1163
Brown	96	1014	87	869	787	650
Carlton	193	3334	161	662	747	660
Carver	154	1800	167	1780	1678	1084
Cass	152	1926	118	1074	594	580
Chippewa	56	886	44	448	351	296
Chisago	277	3233	283	1257	971	849
Clay	80	1939	62	888	847	900
Clearwater	96	823	58	299	248	188
Cook	72	814	36	203	189	144
Cottonwood	64	600	27	369	391	312
Crow Wing	479	5184	398	1924	1529	1451
Dakota	1097	15833	992	10734	9778	5739
Dodge	71	966	35	667	464	429
Douglas	197	1520	110	1014	948	867
Faribault	72	908	70	574	491	447
Fillmore	70	1198	63	1037	548	802
Freeborn	134	2205	80	843	916	589
Goodhue	153	1881	135	1864	1446	1222
Grant	97	1167	39	467	248	175
Hennepin	4953	78839	4688	37846	31673	20808
Houston	161	1289	82	919	730	792
Hubbard	123	1450	85	671	586	501
Isanti	186	1956	154	912	559	778
Itasca	639	5690	334	971	1043	800
Jackson	29	495	36	321	235	219
Kanabec	68	809	70	420	311	353
Kandiyohi	183	3277	156	1329	1282	1256
Kittson	26	428	24	138	118	144
Koochiching	229	2286	189	262	289	246

Lac qui Parle	47	852	41	226	224	199
Lake	212	2199	116	205	183	189
Lake of the Woods	67	384	36	131	128	94
LeSueur	129	1639	104	494	1443	264
Lincoln	83	715	64	348	203	264
Lyon	75	914	52	647	567	493
McLeod	97	1125	89	1100	900	808
Mahnomen	46	561	40	156	115	162
Marshall	84	740	75	307	268	315
Martin	101	1382	53	1058	1045	667
Meeker	73	1070	87	709	527	515
Mille Lacs	81	1103	80	591	454	489
Morrison	225	2139	244	695	752	611
Mower	382	5028	300	998	978	833
Murray	68	830	36	285	206	313
Nicollet	128	2050	141	1360	985	887
Nobles	58	893	35	478	385	366
Norman	45	846	41	287	175	216
Olmsted	225	4021	131	5398	3521	2926
Otter Tail	158	2601	141	1333	1164	1465
Pennington	85	786	52	224	183	262
Pine	228	2382	145	636	581	550
Pipestone	79	770	40	310	259	311
Polk	178	2586	137	876	657	943
Pope	45	881	38	381	270	371
Ramsey	2661	42639	2332	15552	12190	8003
Red Lake	94	869	67	116	119	117
Redwood	58	692	63	777	460	499
Renville	124	1418	129	686	564	567
Rice	295	4466	245	725	4390	318
Rock	18	307	14	185	200	228
Roseau	98	497	55	230	341	318
St. Louis	2038	28322	1455	3219	3735	2656
Scott	496	3872	349	1859	2306	980
Sherburne	246	2625	288	1244	1075	927
Sibley	90	1023	88	755	496	480
Stearns	492	5477	462	2958	2708	1885
Steele	100	1255	111	997	1110	675
Stevens	39	585	35	246	218	207
Swift	38	877	31	257	227	198
Todd	296	2322	249	599	540	578
Traverse	23	246	21	81	163	76
Wabasha	148	1805	120	935	647	598
Wadena	62	783	57	354	335	287
Waseca	82	970	73	626	568	535
Washington	916	11024	707	7805	5204	3886
Watonwan	74	808	59	509	364	367
Wilkin	18	268	15	120	140	173
Winona	156	2018	128	883	992	819
Wright	370	3640	430	2200	1860	1670
Yellow Medicine	48	773	43	416	297	258
<b>TOTAL</b>	<b>24590</b>	<b>329147</b>	<b>20668</b>	<b>148660</b>	<b>127992</b>	<b>94926</b>

**VOTE FOR NOMINATION FOR UNITED STATES REPRESENTATIVE BY COUNTY**  
**SEPTEMBER 13, 1994 PRIMARY ELECTION**

<b>FIRST DISTRICT</b>	<b>DFL</b> JOHN C. HOTTINGER	<b>IR</b> DOUG ANDERSEN	<b>IR</b> ARLEN I. ERDAHL	<b>IR</b> GIL GUTKNECHT
-----------------------	------------------------------------	-------------------------------	---------------------------------	-------------------------------

<b>SECOND DISTRICT</b>	<b>DFL</b> DAVID MINGE	<b>IR</b> GARY B. REVIER
------------------------	------------------------------	-----------------------------------

**County**

Blue Earth	2313	444	1875	2402
Dakota	361	131	441	236
Dodge	721	73	548	1179
Faribault	917	114	1018	609
Fillmore	545	147	1137	1427
Freeborn	1950	180	792	1767
Goodhue	1286	336	2358	2193
Houston	827	244	941	1530
LeSueur	790	152	418	922
Mower	4635	261	1360	1567
Nicollet	655	126	521	635
Olmsted	3579	562	3978	11202
Rice	3753	535	2343	2337
Scott	96	57	97	65
Steele	932	200	1195	1698
Wabasha	1189	202	889	1273
Waseca	775	124	597	1141
Winona	1266	246	1033	1688
<b>TOTAL</b>	<b>26590</b>	<b>4134</b>	<b>21541</b>	<b>33871</b>

**County**

Big Stone	508	354
Brown	802	1676
Carver	1799	4222
Chippewa	909	1048
Cottonwood	496	739
Hennepin	0	0
Jackson	403	527
Kandiyohi	3385	3868
Lac qui Parle	847	588
LeSueur	339	412
Lincoln	788	783
Lyon	712	1263
McLeod	938	2227
Martin	1045	1836
Meecker	723	1047
Murray	697	589
Nicollet	981	1295
Nobles	906	1118
Pipestone	756	860
Redwood	571	1667
Renville	1521	1867
Rock	260	432
Scott	2307	2473
Sibley	865	1083
Stearns	198	238
Swift	872	579
Watsonwan	865	1089
Wright	3658	5079
Yellow Medicine	813	957
<b>TOTAL</b>	<b>28964</b>	<b>39871</b>

THIRD DISTRICT	DFL BOB OLSON	IR JIM RAMSTAD
County		
Dakota	2003	6145
Hennepin	24735	64493
Scott	354	854
Wright	108	204
<b>TOTAL</b>	<b>27200</b>	<b>71696</b>

FOURTH DISTRICT	DFL BRUCE F. VENTO	IR DENNIS NEWINSKI
County		
Dakota	5026	4766
Hennepin	799	735
Ramsey	43636	35663
<b>TOTAL</b>	<b>49461</b>	<b>41164</b>

FIFTH DISTRICT	DFL MARTIN OLAV SABO	IR DOROTHY LEGRAND
County		
Hennepin	50970	32982
<b>TOTAL</b>	<b>50970</b>	<b>32982</b>

SIXTH DISTRICT	DFL JENNINGS B. CAMPBELL	DFL WILLIAM P. "BILL" LUTHER	DFL DANIEL P. MCCARTHY	IR TAD JUDE	IR BEATRICE MOONEY	IR NATALIE STEFFEN
County						
Anoka	2095	9532	4969	14450	1327	8618
Dakota	1002	4297	2375	9640	1414	6052
Washington	1544	6341	3094	10924	1631	7328
<b>TOTAL</b>	<b>4641</b>	<b>20170</b>	<b>10438</b>	<b>35014</b>	<b>4372</b>	<b>21998</b>

SEVENTH DISTRICT	DFL COLLIN C. PETERSON	IR BERNIE OMANN
County		
Becker	2324	3044
Beltrami	2082	1798
Benton	1305	1598
Clay	1806	2682
Clearwater	916	711
Douglas	1573	2767
Grant	1196	890
Hubbard	1076	1265
Kittson	458	412
Lake of the Woods	459	343
Mahnomen	579	416
Marshall	843	858
Morrison	812	836
Norman	883	865
Otter Tail	2523	3868
Pennington	723	539
Polk	2656	2504
Pope	813	995
Red Lake	825	356
Roseau	605	895
Sherburne	495	528
Stearns	5103	7944
Stevens	564	660
Todd	2571	1739
Traverse	262	311
Wadena	787	982
Wilkin	278	465
<b>TOTAL</b>	<b>34517</b>	<b>40071</b>

EIGHTH DISTRICT	DFL JAMES L. OBERSTAR	IR PHIL HERWIG
County		
Aitkin	2091	1460
Benton	596	406
Carlton	3343	1986
Cass	1413	1462
Chisago	3357	2851
Cook	643	385
Crow Wing	5313	4525
Isanti	1515	1418
Itasca	5856	2739
Kanabec	857	1038
Koochiching	2422	817
Lake	1659	413
Mille Lacs	825	1028
Morrison	1303	978
Pine	2446	1663
St. Louis	27035	9492
Sherburne	1777	2025
<b>TOTAL</b>	<b>62451</b>	<b>34686</b>



**VOTE FOR NOMINATION FOR STATE SENATOR AND STATE REPRESENTATIVE BY COUNTY  
SEPTEMBER 13, 1994 PRIMARY ELECTION**

STATE REPRESENTATIVE DISTRICT 1A	DFL JIM TUNHEIM	IR ROB BOWEN
<b>County</b>		
Kittson	443	452
Lake of the Woods	453	337
Marshall	472	371
Roseau	605	893
<b>TOTAL</b>	<b>1973</b>	<b>2053</b>

STATE REPRESENTATIVE DISTRICT 2A	DFL BERNIE LIEDER	IR JIM OLSON
<b>County</b>		
Becker	61	65
Clay	97	143
Mahnomen	321	282
Norman	778	627
Polk	1808	1425
<b>TOTAL</b>	<b>3065</b>	<b>2542</b>

STATE REPRESENTATIVE DISTRICT 3A	DFL IRV ANDER- SON	DFL BILL LARSON JR.	IR JOYCE RUDE
<b>County</b>			
Itasca	1892	561	1144
Koochiching	2083	698	682
St. Louis	286	78	48
<b>TOTAL</b>	<b>4261</b>	<b>1337</b>	<b>1874</b>

STATE REPRESENTATIVE DISTRICT 1B	DFL KEN MURPHY	IR TIM FINSETH
<b>County</b>		
Marshall	317	578
Pennington	775	777
Polk	328	522
Red Lake	713	401
<b>TOTAL</b>	<b>2133</b>	<b>2278</b>

STATE REPRESENTATIVE DISTRICT 2B	DFL EDGAR OLSON	IR LYLE DAKEN
<b>County</b>		
Becker	557	546
Beltrami	591	421
Clearwater	862	644
Mahnomen	177	78
Polk	545	373
<b>TOTAL</b>	<b>2732</b>	<b>2062</b>

STATE REPRESENTATIVE DISTRICT 3B	DFL LOREN A. SOLBERG	IR LILAH J. CROWE
<b>County</b>		
Aitkin	937	683
Itasca	3471	1441
St. Louis	140	69
<b>TOTAL</b>	<b>4548</b>	<b>2193</b>

STATE REPRESENTATIVE DISTRICT 4A	DFL BOB JOHN- SON	IR JEFFREY J. AAKHUS	IR ADAM STEELE
<b>County</b>			
Beltrami	1743	1743	315
Hubbard	682	542	255
<b>TOTAL</b>	<b>2425</b>	<b>2285</b>	<b>570</b>

STATE REPRESENTATIVE DISTRICT 5A	DFL NANCY S NELSON	DFL TOM RUKAVINA	IR MATT MATASICH
<b>County</b>			
St. Louis	1290	6010	1302
<b>TOTAL</b>	<b>1290</b>	<b>6010</b>	<b>1302</b>

STATE REPRESENTATIVE DISTRICT 6A	DFL THOMAS (TOM) BAKK	DFL MICHAEL A. (MIKE) COOMBE	DFL PAUL DAVID FORS- MAN	DFL SCOTT M. JOHN- SON	DFL PAUL KESS	DFL BILL KOSIAK
<b>County</b>						
Cook	83	39	38	200	66	180
Koochiching	0	1	0	0	0	0
Lake	259	46	14	563	114	681
St. Louis	1023	766	494	126	815	154
<b>TOTAL</b>	<b>1365</b>	<b>852</b>	<b>546</b>	<b>889</b>	<b>995</b>	<b>1015</b>

STATE REPRESENTATIVE DISTRICT 4B	DFL ANTHONY G. (TONY) KINKEL	IR ERVIN BJERGA
County		
Cass	1614	1981
Hubbard	584	871
Itasca	70	52
Wadena	233	169
<b>TOTAL</b>	<b>2501</b>	<b>3073</b>

STATE REPRESENTATIVE DISTRICT 5B	DFL JOHN J. SPANISH	DFL DAVID J. TOMASSONI	IR MARK GROETTUM
County			
St. Louis	825	6040	1312
<b>TOTAL</b>	<b>825</b>	<b>6040</b>	<b>1312</b>

STATE REPRESENTATIVE DISTRICT 6A	DFL TODD J. RADOS-EVICH	DFL LEE A. RAMS-DELL	DFL ROGER J. SKRABA	DFL BRIAN SKY-TTA	DFL WAYNE M. SLETTEN	IR JERRY SHUSTER
County						
Cook	67	223	16	7	23	572
Koochiching	0	0	0	0	0	3
Lake	179	718	34	15	134	609
St. Louis	125	126	383	69	38	1114
<b>TOTAL</b>	<b>371</b>	<b>1067</b>	<b>433</b>	<b>91</b>	<b>195</b>	<b>2298</b>

STATE REPRESENTATIVE DISTRICT 6B	DFL THOMAS HUNTLEY	IR JOHN HERLICK
County		
St. Louis	3056	2012
<b>TOTAL</b>	<b>3056</b>	<b>2012</b>

STATE REPRESENTATIVE DISTRICT 7A	DFL GEORGE M. GREGORICH	DFL WILLARD MUNGER	DFL RICHARD A. RICHIE	DFL RUSS SALGY	IR RILLA A. OPELT
County					
St. Louis	732	2005	1129	312	1113
<b>TOTAL</b>	<b>732</b>	<b>2005</b>	<b>1129</b>	<b>312</b>	<b>1113</b>

STATE REPRESENTATIVE DISTRICT 8A	DFL MARY MURPHY	IR JAN GRANNES
County		
Carlton	1903	1506
St. Louis	1407	762
<b>TOTAL</b>	<b>3310</b>	<b>2268</b>

STATE REPRESENTATIVE DISTRICT 9A	DFL LARRY NICHOLSON	IR KEVIN GOODNO
County		
Clay	819	2183
<b>TOTAL</b>	<b>819</b>	<b>2183</b>

STATE REPRESENTATIVE DISTRICT 7B	DFL MIKE JAROS	IR CHRISTOPHER A. DAHLBERG	IR LLOYD VIENNEAU
County			
St. Louis	2894	1010	872
<b>TOTAL</b>	<b>2894</b>	<b>1010</b>	<b>872</b>

STATE REPRESENTATIVE DISTRICT 8B	DFL BECKY LOUREY	IR ZOE JOHNSON
County		
Aitkin	1095	723
Carlton	1232	677
Pine	1665	1277
<b>TOTAL</b>	<b>3992</b>	<b>2677</b>

STATE REPRESENTATIVE DISTRICT 9B	DFL MARVIN K. DAUNER	IR ROBERT L. (BOB) WESTFALL
County		
Becker	293	290
Clay	760	616
Otter Tail	284	490
Wilkin	276	484
<b>TOTAL</b>	<b>1613</b>	<b>1880</b>

STATE REPRESENTATIVE DISTRICT 10A	DFL BOB ANDERSON	IR LARRY "BUD" NORNES
<b>County</b>		
Douglas	157	240
Otter Tail	1675	2633
<b>TOTAL</b>	<b>1832</b>	<b>2873</b>

STATE REPRESENTATIVE DISTRICT 11A	DFL SYD NELSON	IR ROXANN DAGGETT	IR LOREN P. THOMPSON
<b>County</b>			
Becker	1013	1953	612
Otter Tail	620	968	182
Wadena	374	461	100
<b>TOTAL</b>	<b>2007</b>	<b>3382</b>	<b>894</b>

STATE REPRESENTATIVE DISTRICT 12A	DFL BOB FERRARI	DFL KRIS HASSKAMP	IR DOLLY M. ZITUR
<b>County</b>			
Crow Wing	1076	3467	3049
<b>TOTAL</b>	<b>1076</b>	<b>3467</b>	<b>3049</b>

STATE REPRESENTATIVE DISTRICT 10B	IR HILDA BETTERMANN
<b>County</b>	
Douglas	2322
Pope	528
Stearns	493
<b>TOTAL</b>	<b>3343</b>

STATE REPRESENTATIVE DISTRICT 11B	DFL KEN OTREMBIA	DFL BARBARA SCHMITT	IR DAVE NEIL
<b>County</b>			
Douglas	63	87	222
Otter Tail	23	26	56
Stearns	58	31	117
Todd	1745	1219	1624
Wadena	79	169	290
<b>TOTAL</b>	<b>1968</b>	<b>1532</b>	<b>2309</b>

STATE REPRESENTATIVE DISTRICT 12B	DFL STEPHEN G. WENZEL	IR JOHN M. HOLLANDER
<b>County</b>		
Cass	11	19
Crow Wing	1345	1109
Morrison	1693	1232
<b>TOTAL</b>	<b>3049</b>	<b>2360</b>

STATE REPRESENTATIVE DISTRICT 13A	DFL CHUCK BROWN	IR DAVID HOLMAN	IR MILES SEPPELT
<b>County</b>			
Big Stone	192	46	22
Douglas	156	121	42
Grant	1171	506	385
Pope	396	256	163
Stevens	608	321	464
Swift	290	71	83
Traverse	264	142	176
<b>TOTAL</b>	<b>3077</b>	<b>1463</b>	<b>1335</b>

STATE REPRESENTATIVE DISTRICT 14A	DFL KATE TREWICK	IR STEVE DEHLER
<b>County</b>		
Benton	94	70
Morrison	226	353
Stearns	849	1625
<b>TOTAL</b>	<b>1169</b>	<b>2048</b>

STATE REPRESENTATIVE DISTRICT 15A	DFL ROLF HAGE	DFL GEORGE EUGENE HULSTRAND, JR.	IR TOM VAN ENGEN
<b>County</b>			
Kandiyohi	2223	781	3349
<b>TOTAL</b>	<b>2223</b>	<b>781</b>	<b>3349</b>

STATE REPRESENTATIVE DISTRICT 13B	DFL DOUG PETERSON	IR SCOTT VAN BINSBERGEN
<b>County</b>		
Big Stone	336	271
Chippewa	777	1151
Lac qui Parle	916	659
Swift	557	490
<b>TOTAL</b>	<b>2586</b>	<b>2571</b>

STATE REPRESENTATIVE DISTRICT 14B	DFL JEFF BERTRAM	IR ROGER KNAUSS
<b>County</b>		
Pope	28	25
Stearns	1680	1965
<b>TOTAL</b>	<b>1708</b>	<b>1990</b>

STATE REPRESENTATIVE DISTRICT 15B	DFL ROGER COOPER	IR DEAN URDAHL
<b>County</b>		
Chippewa	63	58
Kandiyohi	609	807
McLeod	58	116
Meeker	185	265
Renville	1540	1835
Yellow Medicine	194	158
<b>TOTAL</b>	<b>2649</b>	<b>3239</b>

STATE REPRESENTATIVE DISTRICT 16A	DFL JOE OPATZ	IR JEFF RAT- CLIFF	IR DUANE "SHOE" SCHU- MACHER
<b>County</b>			
Benton	749	496	573
Stearns	952	721	588
<b>TOTAL</b>	<b>1701</b>	<b>1217</b>	<b>1161</b>

STATE REPRESENTATIVE DISTRICT 17A	DFL PAT NELSON	IR LEROY KOPPEN- DRAYER
<b>County</b>		
Kanabec	581	912
Millie Lacs	793	1664
Morrison	240	233
<b>TOTAL</b>	<b>1614</b>	<b>2809</b>

STATE REPRESENTATIVE DISTRICT 18A	DFL TED CESSOP	DFL HAROLD LASLEY	IR JIM ROSTBERG
<b>County</b>			
Chisago	39	135	178
Isanti	440	1785	2248
Kanabec	34	141	192
Pine	10	50	51
<b>TOTAL</b>	<b>523</b>	<b>2111</b>	<b>2669</b>

STATE REPRESENTATIVE DISTRICT 16B	DFL FRED SMOGER	IR JIM KNOBLACH
<b>County</b>		
Stearns	1400	2248
<b>TOTAL</b>	<b>1400</b>	<b>2248</b>

STATE REPRESENTATIVE DISTRICT 17B	DFL DON HERBST	DFL LESLIE SCHU- MACHER	DFL RICHARD "DICK" WITSCHEN	IR BOB DEEM	IR SAMUEL HARMS	IR TONY MUEHL- BAUER
<b>County</b>						
Benton	302	704	425	700	115	280
Sherburne	117	824	596	958	174	325
<b>TOTAL</b>	<b>419</b>	<b>1528</b>	<b>1021</b>	<b>1656</b>	<b>289</b>	<b>605</b>

STATE REPRESENTATIVE DISTRICT 18B	DFL LOREN GEORGE JENNINGS	DFL BILL NEUMAN	IR TIM MARING
<b>County</b>			
Chisago	2003	1653	2908
Pine	444	190	371
<b>TOTAL</b>	<b>2447</b>	<b>1843</b>	<b>3279</b>

STATE SENATOR DISTRICT 19	DFL JUDY BEAUDRY	DFL BARBARA CHAFFEE	IR KEN JUDE	IR MARK N. OURADA
<b>County</b>				
Sherburne	906	713	901	1203
Wright	2061	864	2046	2023
<b>TOTAL</b>	<b>2967</b>	<b>1577</b>	<b>2947</b>	<b>3226</b>

STATE REPRESENTATIVE DISTRICT 19A	DFL BONNIE WALTERS	IR MARK OLSON
<b>County</b>		
Sherburne	629	1097
Wright	1128	1848
<b>TOTAL</b>	<b>1757</b>	<b>2945</b>

STATE REPRESENTATIVE DISTRICT 20A	DFL ROBERT "BOB" NESS
<b>County</b>	
McLeod	1278
Meekeer	1518
Stearns	15
Wright	83
<b>TOTAL</b>	<b>2894</b>

STATE REPRESENTATIVE DISTRICT 21A	DFL JIM STONE	IR JIM GIRARD
<b>County</b>		
Lyon	549	1477
Redwood	115	312
Yellow Medicine	532	822
<b>TOTAL</b>	<b>1196</b>	<b>2611</b>

STATE REPRESENTATIVE DISTRICT 19B	DFL STEPHANIE KLINZING	IR BRUCE ANDERSON
<b>County</b>		
Sherburne	623	763
Wright	1281	1646
<b>TOTAL</b>	<b>1904</b>	<b>2409</b>

STATE REPRESENTATIVE DISTRICT 20B	DFL MEL MOENCH	IR TONY ONNEN
<b>County</b>		
Carver	226	673
McLeod	202	666
Wright	688	1359
<b>TOTAL</b>	<b>1116</b>	<b>2698</b>

STATE REPRESENTATIVE DISTRICT 21B	DFL ANDY STEENSMA	IR RICHARD MULDER
<b>County</b>		
Lincoln	793	890
Lyon	24	61
Murray	86	157
Nobles	110	155
Pipestone	834	966
Rock	321	627
<b>TOTAL</b>	<b>2168</b>	<b>2856</b>

STATE REPRESENTATIVE DISTRICT 22A	DFL TED WINTER	IR MIKE DRISCOLL
<b>County</b>		
Cottonwood	87	127
Jackson	34	43
Lyon	142	314
Murray	734	619
Nobles	823	1127
Redwood	53	85
<b>TOTAL</b>	<b>1873</b>	<b>2315</b>

STATE REPRESENTATIVE DISTRICT 23A	DFL BONNIE MC-KNIGHT	IR BARB VICKERMAN
<b>County</b>		
Brown	602	1958
Redwood	373	1375
<b>TOTAL</b>	<b>975</b>	<b>3333</b>

STATE REPRESENTATIVE DISTRICT 24A	DFL JOHN DORN	IR JOE TRAUGER
<b>County</b>		
Blue Earth	1472	2051
Nicollet	0	0
<b>TOTAL</b>	<b>1472</b>	<b>2051</b>

STATE REPRESENTATIVE DISTRICT 22B	DFL JUDY BREDESEN	IR ELAINE HARDER
<b>County</b>		
Brown	52	105
Cottonwood	417	1013
Jackson	405	751
Martin	296	535
Redwood	27	102
Watsonwan	214	330
<b>TOTAL</b>	<b>1411</b>	<b>2836</b>

STATE REPRESENTATIVE DISTRICT 23B	DFL DARREL H. MOSEL	IR HOWARD SWENSON
<b>County</b>		
Blue Earth	76	177
Brown	119	201
McLeod	246	609
Nicollet	407	1048
Sibley	914	1586
<b>TOTAL</b>	<b>1762</b>	<b>3621</b>

STATE REPRESENTATIVE DISTRICT 24B	DFL DON OSTROM	IR MICHAEL LAPORTE
<b>County</b>		
Blue Earth	142	308
LeSueur	464	687
Nicollet	1415	1981
<b>TOTAL</b>	<b>2021</b>	<b>2976</b>

STATE REPRESENTATIVE DISTRICT 25A	DFL KAY BROWN	IR JOHN TUMA
County		
Dakota	13	32
LeSueur	494	687
Rice	1455	1506
Scott	135	135
<b>TOTAL</b>	<b>2097</b>	<b>2360</b>

STATE REPRESENTATIVE DISTRICT 26A	DFL TODD KOSOVICH	IR GENE HUGOSON
County		
Blue Earth	334	809
Martin	702	2318
Watonwan	599	920
<b>TOTAL</b>	<b>1625</b>	<b>4047</b>

STATE REPRESENTATIVE DISTRICT 27A	DFL JAMES E. (JIM) BYE	DFL JOHN SEVERTSON	DFL GERALD C. (JERRY) SKAAR	IR RON KRAUS
County				
Freeborn	1076	420	961	2381
<b>TOTAL</b>	<b>1076</b>	<b>420</b>	<b>961</b>	<b>2381</b>

STATE REPRESENTATIVE DISTRICT 25B	DFL RICHARD GLASE- NAPP	IR LYNDA BOUD- REAU
County		
Le Sueur	207	318
Rice	2853	3153
Waseca	0	0
<b>TOTAL</b>	<b>3060</b>	<b>3471</b>

STATE REPRESENTATIVE DISTRICT 26B	DFL HENRY KALIS	IR LARRY JOHNSON
County		
Blue Earth	409	698
Faribault	980	1402
Waseca	324	533
<b>TOTAL</b>	<b>1713</b>	<b>2633</b>

STATE REPRESENTATIVE DISTRICT 27B	DFL ROBERT LEIGH- TON	DFL BRIAN SLOWIN- SKI	IR JOSEPH ALDRICH	IR WALTER A. BALDUS
County				
Mower	4081	1362	1080	1565
<b>TOTAL</b>	<b>4081</b>	<b>1362</b>	<b>1080</b>	<b>1565</b>

STATE REPRESENTATIVE DISTRICT 28A	DFL DARRIN ROSHA	IR GARY WORKE
County		
Steele	882	2202
Waseca	457	1126
<b>TOTAL</b>	<b>1339</b>	<b>3328</b>

STATE REPRESENTATIVE DISTRICT 29A	DFL NONA J. NELSON	IR JERRY DEMPSEY
County		
Dakota	903	1605
Goodhue	599	1813
<b>TOTAL</b>	<b>1502</b>	<b>3418</b>

STATE REPRESENTATIVE DISTRICT 30A	DFL ROXANNE MINDEMAN	IR FRAN BRADLEY
County		
Olmsted	1150	3617
<b>TOTAL</b>	<b>1150</b>	<b>3617</b>

STATE REPRESENTATIVE DISTRICT 28B	DFL RODNEY R. PETER- SON	IR STEVE SVIGGUM
County		
Dodge	752	1558
Goodhue	146	605
Olmsted	103	290
Steele	234	586
Waseca	21	53
<b>TOTAL</b>	<b>1256</b>	<b>3092</b>

STATE REPRESENTATIVE DISTRICT 29B	DFL FLORA BUR- FEIND	DFL ALLAN L. LARSON	DFL THADDEUS (TED) RACZEK	IR KEITH JOHN- SON	IR MIKE OSS- KOPP
County					
Goodhue	576	163	87	627	1080
Wabasha	895	480	557	813	1603
<b>TOTAL</b>	<b>1471</b>	<b>643</b>	<b>644</b>	<b>1440</b>	<b>2683</b>

STATE REPRESENTATIVE DISTRICT 30B	DFL MIKE PODULKE	IR DAVE BISHOP	IR BILL HAMMONS
County			
Olmsted	1040	3728	1561
<b>TOTAL</b>	<b>1040</b>	<b>3728</b>	<b>1561</b>

STATE SENATE DISTRICT 31	DFL NEIL S. HAUGE-RUD	DFL THOMAS J. O'NEILL	DFL CYRIL CHUCK RATHBUN	DFL EUGENE SANDER	IR WESLEY M. BUSSELL	IR ROGER P. IHRKE	IR BRUCE KASK-UBAR	IR JEFFRY L. PISCHKE	IR KENRIC SCHEEVEL	IR TIM SHERMAN	IR DARRELL STRAIN	IR SCOTT WRIGHT	IR LYNN H. ZAFFKE
<b>County</b>													
Dodge	16	10	5	20	2	7	0	0	0	2	2	13	3
Fillmore	905	130	113	54	137	73	25	43	1577	136	221	314	282
Mower	156	61	41	43	94	20	5	6	177	18	78	59	93
Olmsted	446	441	137	107	589	428	237	108	357	523	1647	1174	518
Winona	51	36	10	24	63	96	11	14	53	30	34	62	8
<b>TOTAL</b>	<b>1574</b>	<b>678</b>	<b>306</b>	<b>248</b>	<b>885</b>	<b>624</b>	<b>278</b>	<b>171</b>	<b>2164</b>	<b>709</b>	<b>1982</b>	<b>1622</b>	<b>904</b>

STATE REPRESENTATIVE DISTRICT 31A	IR DON FRERICHS
<b>County</b>	
Dodge	30
Olmsted	3805
<b>TOTAL</b>	<b>3835</b>

STATE REPRESENTATIVE DISTRICT 32A	DFL GENE PELOW-SKI JR.	IR MATT DEMPSEY
<b>County</b>		
Winona	1365	1386
<b>TOTAL</b>	<b>1365</b>	<b>1386</b>

STATE REPRESENTATIVE DISTRICT 33A	DFL STEVE BOYNTON	IR ARLON LINDNER
<b>County</b>		
Hennepin	1566	3346
Wright	7	3
<b>TOTAL</b>	<b>1573</b>	<b>3349</b>

STATE REPRESENTATIVE DISTRICT 31B	IR GREGORY M. DAVIDS
<b>County</b>	
Fillmore	2207
Mower	436
Olmsted	560
Winona	233
<b>TOTAL</b>	<b>3436</b>

STATE REPRESENTATIVE DISTRICT 32B	IR VIRGIL J. JOHNSON
<b>County</b>	
Fillmore	192
Houston	2586
Winona	829
<b>TOTAL</b>	<b>3607</b>

STATE REPRESENTATIVE DISTRICT 33B	DFL KIM KOEHNEN	IR WARREN LIMMER
<b>County</b>		
Hennepin	1585	3652
<b>TOTAL</b>	<b>1585</b>	<b>3652</b>

STATE REPRESENTATIVE DISTRICT 34A	DFL ELAINE HAUFF	IR STEVE SMITH
<b>County</b>		
Hennepin	953	2240
Wright	426	854
<b>TOTAL</b>	<b>1379</b>	<b>3094</b>

STATE REPRESENTATIVE DISTRICT 35A	IR CAROL L. MOLNAU	IR DOUG WILLIAMS
<b>County</b>		
Carver	2062	386
Le Sueur	116	66
Scott	347	87
Sibley	24	2
<b>TOTAL</b>	<b>2549</b>	<b>541</b>

STATE REPRESENTATIVE DISTRICT 36A	DFL MARC SCHWACH	IR RUTH GRENDAHL	IR EILEEN TOMPKINS
<b>County</b>			
Dakota	1266	2111	2524
<b>TOTAL</b>	<b>1266</b>	<b>2111</b>	<b>2524</b>

STATE REPRESENTATIVE DISTRICT 34B	DFL	IR
	TODD VAN DELLEN	
County Hennepin	4740	
<b>TOTAL</b>	<b>4740</b>	

STATE REPRESENTATIVE DISTRICT 35B	DFL	IR
	BECKY KELSO	RICHARD THOMAS
County Scott	2317	2767
<b>TOTAL</b>	<b>2317</b>	<b>2767</b>

STATE REPRESENTATIVE DISTRICT 36B	DFL	DFL	IR	IR
	JOHN C GEVERS	MIKE STONE	JOAN BALDWIN	DAN MC-ELROY
County Dakota	164	1150	1827	2333
<b>TOTAL</b>	<b>164</b>	<b>1150</b>	<b>1827</b>	<b>2333</b>

STATE REPRESENTATIVE DISTRICT 37A	DFL	IR
	JANET LEKSON	DENNIS OZMENT
County Dakota	2241	
County Goodhue	647	
<b>TOTAL</b>	<b>2915</b>	

STATE REPRESENTATIVE DISTRICT 38A	DFL	IR
	F. SHIRLEY GRANT	TIM COMMERS
County Dakota	1684	3606
<b>TOTAL</b>	<b>1684</b>	<b>3606</b>

STATE REPRESENTATIVE DISTRICT 39A	DFL	IR
	THOMAS W PUGH	MICKEY SPILLANE
County Dakota	3017	3035
<b>TOTAL</b>	<b>3017</b>	<b>3035</b>

STATE REPRESENTATIVE DISTRICT 37B	DFL	IR
	JANET LEKSON	BILL MACKLIN
County Dakota	1076	2742
County Scott	318	689
<b>TOTAL</b>	<b>1394</b>	<b>3431</b>

STATE REPRESENTATIVE DISTRICT 38B	DFL	IR
		TIM PAWLENTY
County Dakota		3678
<b>TOTAL</b>		<b>3678</b>

STATE REPRESENTATIVE DISTRICT 39B	DFL	IR
	BOB MILBERT	IR MITCHELL UNRUH
County Dakota	2097	1911
<b>TOTAL</b>	<b>2097</b>	<b>1911</b>

STATE REPRESENTATIVE DISTRICT 40A	DFL	IR
	MARK P. MAHON	BRIAN D SKON
County Hennepin	1909	2150
<b>TOTAL</b>	<b>1909</b>	<b>2150</b>

STATE REPRESENTATIVE DISTRICT 41A	DFL	IR
	MICHEL "MIKE" HANEN-SMITH	ALICE SEAGREN
County Hennepin	1353	4543
<b>TOTAL</b>	<b>1353</b>	<b>4543</b>

STATE REPRESENTATIVE DISTRICT 42A	DFL	IR
		RON ERHARDT
County Hennepin		6034
<b>TOTAL</b>		<b>6034</b>

STATE REPRESENTATIVE DISTRICT 40B	DFL	IR
	PATRICIA (PAT) HELMBERGER	KEVIN KNIGHT
County Hennepin	2048	3696
<b>TOTAL</b>	<b>2048</b>	<b>3696</b>

STATE REPRESENTATIVE DISTRICT 41B	DFL	IR
	JEFF RENNER	KEN WOLF
County Dakota	475	1203
County Hennepin	378	1335
County Scott	424	989
<b>TOTAL</b>	<b>1277</b>	<b>3527</b>

STATE REPRESENTATIVE DISTRICT 42B	DFL	IR	IR
	PETER G. IVERSEN	ERIK PAUL-SEN	PATRICIA PIDCOCK
County Hennepin	1303	4431	2603
<b>TOTAL</b>	<b>1303</b>	<b>4431</b>	<b>2603</b>



STATE REPRESENTATIVE DISTRICT 43A	DFL MARY ELLEN MARCUS	IR TOM WORKMAN
County		
Carver	472	1861
Hennepin	685	2511
<b>TOTAL</b>	<b>1157</b>	<b>4372</b>

STATE REPRESENTATIVE DISTRICT 44A	DFL STEVE KELLEY	IR ROB SAMUELSEN
County		
Hennepin	2133	2780
<b>TOTAL</b>	<b>2133</b>	<b>2780</b>

STATE REPRESENTATIVE DISTRICT 45A	DFL ADAM MINTER	IR RON ABRAMS
County		
Hennepin	1652	4929
<b>TOTAL</b>	<b>1652</b>	<b>4929</b>

STATE REPRESENTATIVE DISTRICT 43B	DFL STEVE MORSE	IR BARBARA J. SYKORA
County		
Hennepin	1582	5350
<b>TOTAL</b>	<b>1582</b>	<b>5350</b>

STATE REPRESENTATIVE DISTRICT 44B	DFL ROGER D. FLETCHER	IR JIM RHODES
County		
Hennepin	2238	3100
<b>TOTAL</b>	<b>2238</b>	<b>3100</b>

STATE REPRESENTATIVE DISTRICT 45B	DFL JAN KLOCKMANN	IR PEGGY LEPIK
County		
Hennepin	2074	4356
<b>TOTAL</b>	<b>2074</b>	<b>4356</b>

STATE REPRESENTATIVE DISTRICT 46A	DFL ANN H. REST	IR VI UNDERDAHL
County		
Hennepin	2320	2548
<b>TOTAL</b>	<b>2320</b>	<b>2548</b>

STATE REPRESENTATIVE DISTRICT 47A	DFL DARLENE LUTHER	IR MARC HEISENFELT
County		
Hennepin	1976	2243
<b>TOTAL</b>	<b>1976</b>	<b>2243</b>

STATE REPRESENTATIVE DISTRICT 48A	DFL BRIAN BERGSON	IR BILL HAAS
County		
Hennepin	1979	3061
<b>TOTAL</b>	<b>1979</b>	<b>3061</b>

STATE REPRESENTATIVE DISTRICT 46B	DFL LYNDON R. CARLSON	IR DAVID MATHIAS
County		
Hennepin	2455	2353
<b>TOTAL</b>	<b>2455</b>	<b>2353</b>

STATE REPRESENTATIVE DISTRICT 47B	DFL PHIL CAR-RUTHERS	IR DON KRAMER
County		
Hennepin	2527	2662
<b>TOTAL</b>	<b>2557</b>	<b>2662</b>

STATE REPRESENTATIVE DISTRICT 48B	DFL ALICE M. JOHNSON	IR TIM WERNER
County		
Anoka	2415	2623
Ramsey	11	3
<b>TOTAL</b>	<b>2426</b>	<b>2626</b>

STATE REPRESENTATIVE DISTRICT 49A	DFL JIM MANGAN	IR CHARLIE WEAVER
County		
Anoka	1846	3539
<b>TOTAL</b>	<b>1846</b>	<b>3539</b>

STATE REPRESENTATIVE DISTRICT 50A	DFL KATHLEEN SEKHON	DFL LENNY YOTTER	IR TOM HACKBARTH
County			
Anoka	2026	648	3100
<b>TOTAL</b>	<b>2026</b>	<b>648</b>	<b>3100</b>

STATE REPRESENTATIVE DISTRICT 51A	DFL MIKE J. DELMONT	IR MIKE GUNDLACH
County		
Anoka	1591	2005
<b>TOTAL</b>	<b>1591</b>	<b>2005</b>

STATE REPRESENTATIVE DISTRICT 49B	DFL JOEL JACOBS	IR DOUG HOFMAN
County		
Anoka	2223	2435
<b>TOTAL</b>	<b>2223</b>	<b>2435</b>

STATE REPRESENTATIVE DISTRICT 50B	DFL MIKE GAMACHE	IR TERESA LYNCH
County		
Anoka	1652	3711
<b>TOTAL</b>	<b>1652</b>	<b>3711</b>

STATE REPRESENTATIVE DISTRICT 51B	DFL GREG MILLER	IR DOUG SWENSON
County		
Anoka	642	1174
Washington	1722	3456
<b>TOTAL</b>	<b>2364</b>	<b>4630</b>

STATE REPRESENTATIVE DISTRICT 52A	DFL WAYNE SIMONEAU	DFL MARLAINE SZUREK	IR CRAIG S. GORDON	IR ANN PETERSON
County				
Anoka	1937	1270	1211	1364
Ramsey	139	58	129	169
<b>TOTAL</b>	<b>2076</b>	<b>1328</b>	<b>1340</b>	<b>1533</b>

STATE REPRESENTATIVE DISTRICT 53A	DFL ADY WICKSTROM	IR PHILIP KRINKIE
County		
Anoka	380	554
Ramsey	1535	3556
<b>TOTAL</b>	<b>1915</b>	<b>4110</b>

STATE REPRESENTATIVE DISTRICT 54A	DFL MARY JO MCGUIRE	IR PAUL KUETTEL
County		
Hennepin	792	644
Ramsey	2825	2567
<b>TOTAL</b>	<b>3617</b>	<b>3211</b>

STATE REPRESENTATIVE DISTRICT 52B	DFL GERI EVANS	IR DUANE MC CARTY	IR RICHARD M. "DICK" PELLOW
County			
Ramsey	2127	1636	2114
<b>TOTAL</b>	<b>2127</b>	<b>1636</b>	<b>2114</b>

STATE REPRESENTATIVE DISTRICT 53B	DFL MARC ASCH	IR SHERRY BROECKER
County		
Ramsey	2160	3811
<b>TOTAL</b>	<b>2160</b>	<b>3811</b>

STATE REPRESENTATIVE DISTRICT 54B	DFL MINDY GREILING	IR JIM TRAEGER
County		
Ramsey	2835	3055
<b>TOTAL</b>	<b>2835</b>	<b>3055</b>

STATE REPRESENTATIVE DISTRICT 55A	DFL DICK OTTMAN	DFL DOUGLAS H. PFEFFER SR.	IR HARRY MARES	IR LORRAINE J. MOELLER
County				
Ramsey	1365	720	3052	769
Washington	226	92	398	186
<b>TOTAL</b>	<b>1591</b>	<b>812</b>	<b>3450</b>	<b>955</b>

STATE REPRESENTATIVE DISTRICT 56A	DFL JAN KOHOUT	IR MARK HOLSTEN
County		
Washington	2295	4276
<b>TOTAL</b>	<b>2295</b>	<b>4276</b>

STATE REPRESENTATIVE DISTRICT 57A	DFL WALTER E. PERLT	IR DAVID K. MEIER
County		
Ramsey	712	814
Washington	1358	1886
<b>TOTAL</b>	<b>2070</b>	<b>2700</b>

STATE REPRESENTATIVE DISTRICT 55B	DFL BETTY MC COLLUM	IR DAVE RACER
County		
Ramsey	2353	2155
<b>TOTAL</b>	<b>2353</b>	<b>2155</b>

STATE REPRESENTATIVE DISTRICT 56B	DFL PAMELA NEARY	IR PEG LARSEN
County		
Washington	2305	4298
<b>TOTAL</b>	<b>2305</b>	<b>4298</b>

STATE REPRESENTATIVE DISTRICT 57B	DFL SHARON MARKO	IR GARY GOTTFRIED
County		
Washington	1926	2196
<b>TOTAL</b>	<b>1926</b>	<b>2196</b>

STATE REPRESENTATIVE DISTRICT 58A	DFL JAMES I. RICE	IR MARK A. HATCHER	IR DAN NIESEN
County Hennepin	2212	1116	475
<b>TOTAL</b>	<b>2212</b>	<b>1116</b>	<b>475</b>

STATE REPRESENTATIVE DISTRICT 59A	DFL JOHN SARNA	IR GERRY MACHOWICZ
County Hennepin	3250	1389
<b>TOTAL</b>	<b>3250</b>	<b>1389</b>

STATE REPRESENTATIVE DISTRICT 60A	DFL DEE LONG	DFL RAHN V. WORKCUFF
County Hennepin	3726	578
<b>TOTAL</b>	<b>3726</b>	<b>578</b>

STATE REPRESENTATIVE DISTRICT 58B	DFL RICHARD "JEFF" JEFFERSON	DFL LARRY A. (MAC) MCKENZIE	IR DONNA MEIGS
County Hennepin	1085	629	318
<b>TOTAL</b>	<b>1085</b>	<b>629</b>	<b>318</b>

STATE REPRESENTATIVE DISTRICT 59B	DFL PHYLLIS KAHN	IR DOUGLAS NEMEC	IR PATRICK J. ROSENSTIEL
County Hennepin	2388	550	545
<b>TOTAL</b>	<b>2388</b>	<b>550</b>	<b>545</b>

STATE REPRESENTATIVE DISTRICT 60B	DFL MYRON ORFIELD	IR GENE NAFTAULYEV
County Hennepin	4223	1669
<b>TOTAL</b>	<b>4223</b>	<b>1669</b>

STATE REPRESENTATIVE DISTRICT 61A	DFL KAREN CLARK	IR MARILYN JACKSON
County Hennepin	1766	489
<b>TOTAL</b>	<b>1766</b>	<b>489</b>

STATE REPRESENTATIVE DISTRICT 62A	DFL LEE GREENFIELD	DFL MICHAEL GRZEGOR-HAAPOJA	IR MATTHEW CZYK
County Hennepin	3340	855	1174
<b>TOTAL</b>	<b>3340</b>	<b>855</b>	<b>1174</b>

STATE REPRESENTATIVE DISTRICT 63A	DFL JEAN WAGENIUS	IR VIC HARVATH
County Hennepin	4357	2857
<b>TOTAL</b>	<b>4357</b>	<b>2857</b>

STATE REPRESENTATIVE DISTRICT 61B	DFL LINDA WEJCMAN	IR BOB LAGUBAN
County Hennepin	2141	513
<b>TOTAL</b>	<b>2141</b>	<b>513</b>

STATE REPRESENTATIVE DISTRICT 62B	DFL WES SKOGLUND	IR NELS CHRISTENSEN	IR JOHN C. POVEJSIL
County Hennepin	3729	971	1439
<b>TOTAL</b>	<b>3729</b>	<b>971</b>	<b>1439</b>

STATE REPRESENTATIVE DISTRICT 63B	DFL EDWINA GARCIA	IR PAUL A. HINTERMEYER	IR CHRIS HOWARD SR
County Hennepin	2564	2122	626
<b>TOTAL</b>	<b>2564</b>	<b>2122</b>	<b>626</b>

STATE REPRESENTATIVE DISTRICT 64A	DFL MATT ENTENZA	IR CHRIS LONGLEY
County Ramsey	3983	2100
<b>TOTAL</b>	<b>3983</b>	<b>2100</b>

STATE REPRESENTATIVE DISTRICT 65A	DFL ANDY DAWKINS	IR DAVID HASPEL
County Ramsey	2370	615
<b>TOTAL</b>	<b>2370</b>	<b>615</b>

STATE REPRESENTATIVE DISTRICT 66A	DFL TOM OSTHOFF
County Ramsey	2184
<b>TOTAL</b>	<b>2184</b>

STATE REPRESENTATIVE DISTRICT 64B	DFL HOWARD ORENSTEIN	IR M. D. (MIKE) FRITZ
County Ramsey	4449	2719
<b>TOTAL</b>	<b>4449</b>	<b>2719</b>

STATE REPRESENTATIVE DISTRICT 65B	DFL CARLOS MARIANI	IR ERIC DRENCKHAHN	IR RICHARD MC GINNIS
County Ramsey	2314	448	694
<b>TOTAL</b>	<b>2314</b>	<b>448</b>	<b>694</b>

STATE REPRESENTATIVE DISTRICT 66B	DFL ALICE HAUSMAN	IR STEVE THIBAUT
County Ramsey	3488	1817
<b>TOTAL</b>	<b>3488</b>	<b>1817</b>

STATE REPRESENTATIVE DISTRICT 67A	DFL JIM FARRELL	DFL TIMOTHY PUTZIER	IR KELLI RAE BRANDES
County Ramsey	2107	222	1032
<b>TOTAL</b>	<b>2107</b>	<b>222</b>	<b>1032</b>

STATE REPRESENTATIVE DISTRICT 67B	DFL STEVE TRIMBLE	IR RICHARD D. (RICH) CAIRNES
County Ramsey	2001	1303
<b>TOTAL</b>	<b>2001</b>	<b>1303</b>

**VOTER REGISTRATION AND VOTER PARTICIPATION BY COUNTY AND  
VOTE FOR UNITED STATES SENATOR BY COUNTY  
NOVEMBER 8, 1994 STATE GENERAL ELECTION**

COUNTY	VOTER REGISTRATION				UNITED STATES SENATOR					
	PERSONS REGISTERED AS OF 7AM	PERSONS REGISTERED ON ELECTION DAY	PERSONS VOTING BY ABSENTEE BALLOT	TOTAL NUMBER OF PERSONS VOTING	IR ROD GRAMS	DFL ANN WYNIA	IP DEAN M. BARKLEY	SWP MAREA HIMEL- GRIN	NLP STEPHEN JOHNSON	GRP CANDICE E. SJOSTROM
Aitkin	9002	528	501	6858	3230	2991	407	16	19	77
Anoka	145569	9567	3488	95106	47432	38359	7376	174	239	1034
Becker	16635	938	671	11301	6227	4425	238	19	42	69
Beltrami	19109	1623	683	12390	6221	5353	396	17	47	119
Benton	17122	1152	489	10609	6068	3702	512	20	41	84
Big Stone	3782	180	145	2969	1454	1340	88	3	22	18
Blue Earth	32409	2580	881	19925	10475	8085	709	32	75	258
Brown	15720	791	361	10314	8459	3277	321	19	36	56
Carlton	17130	1151	541	12117	4872	6366	561	13	25	91
Carver	32000	2818	712	20844	12500	6490	1328	12	48	189
Cass	14699	890	648	10063	5515	3898	386	8	27	84
Chippewa	7827	526	285	5633	2949	2341	167	6	20	27
Chisago	20583	1549	518	13937	6821	5568	1130	29	56	159
Clay	27876	1854	641	15951	7983	7163	357	20	37	87
Clearwater	4666	250	110	3212	1671	1318	106	7	12	26
Cook	2992	231	298	2477	1142	1163	101	1	12	24
Cottonwood	7479	507	189	5410	3226	1970	99	9	9	20
Crow Wing	28472	1733	1656	20139	11214	7630	813	15	45	125
Dakota	176410	13266	5096	117791	59256	48296	7582	106	256	1029
Dodge	9406	746	277	6318	3540	2280	226	16	28	62
Douglas	17756	1369	532	12374	7667	4041	363	16	33	91
Faribault	10268	599	358	7485	4420	2603	206	18	77	45
Fillmore	12362	537	224	7995	4278	3213	194	16	36	57
Freeborn	19298	1138	729	13673	6482	6293	535	24	38	61
Goodhue	24593	1464	1012	16416	8835	6419	762	19	53	109
Grant	4519	136	174	3208	1647	1346	121	5	10	25
Hennepin	656958	42176	20909	426496	185797	204244	26589	456	818	4396
Houston	11783	619	292	8279	4638	2931	151	37	91	69
Hubbard	10444	752	540	7574	4269	2821	241	12	32	70
Isanti	15471	988	434	10678	5622	4087	682	13	35	123
Itasca	25065	1302	997	18916	8782	8453	974	24	60	179
Jackson	7102	500	212	5163	2885	2023	93	8	27	35
Kanabec	7276	500	138	4862	2681	1764	261	5	19	75
Kandiyohi	23067	1200	816	15656	8190	6671	480	20	35	97
Kittson	3379	241	153	2803	1294	1316	57	15	11	28
Koochiching	8872	503	503	5812	2690	2683	247	13	27	51

Lac qui Parle	5274	285	183	4166	2011	1873	138	5	18	26
Lake	7123	425	346	4275	2238	2975	314	6	12	56
Lake of the Woods	2360	79	80	1807	936	750	40	3	6	22
LeSueur	13978	852	375	9505	5293	3618	408	19	28	85
Lincoln	4218	168	106	3237	1730	1312	81	7	13	30
Lyon	14353	973	299	8885	5294	3110	265	6	36	39
McLeod	17804	1377	442	11895	7395	3472	710	14	42	86
Mahnomen	3020	116	100	2022	996	889	58	2	9	18
Marshall	6245	368	177	4954	2463	2114	118	7	22	24
Martin	13267	656	485	9431	5471	3448	247	14	35	55
Meeker	12329	845	374	8608	4934	3055	416	10	33	50
Millie Lacs	11613	785	429	8011	4238	3145	371	18	39	76
Morrison	16896	831	609	11248	6809	3707	374	17	65	83
Mower	22539	1285	727	16477	6690	8856	419	41	78	119
Murray	5738	301	200	4542	2438	1806	92	11	38	26
Nicollet	17438	1158	485	11444	6037	4648	438	17	38	116
Nobles	11253	807	351	8171	4506	3193	141	18	47	32
Norman	4889	302	181	3593	1638	1736	95	9	13	18
Olmsted	64620	2908	1803	39969	22891	14854	1352	32	66	256
Otter Tail	31464	1678	1023	20856	12300	7408	563	30	65	146
Pennington	7357	532	230	4884	2434	2151	123	11	22	42
Pine	12660	901	365	9179	4409	3998	462	18	31	119
Pipestone	5704	308	125	4177	2282	1592	85	17	30	12
Polk	17673	964	501	11695	5853	5153	275	18	51	56
Pope	6910	478	341	5273	2726	2123	163	6	17	29
Ramsey	278033	20489	11819	187312	73264	98339	10813	220	403	1802
Red Lake	2733	141	131	2066	965	943	57	9	14	10
Redwood	10096	435	286	7357	4996	1970	215	11	21	31
Renville	9650	744	301	7610	4309	2811	302	15	38	31
Rice	28352	2465	812	18452	8583	8405	891	13	54	150
Rock	5893	311	151	3915	2151	1540	74	14	24	14
Roseau	8592	706	388	6356	3675	2274	154	18	41	53
St. Louis	126745	7957	3911	85299	30231	47925	5129	130	163	635
Scott	37882	2955	816	25075	13762	8727	1857	30	97	289
Sherburne	25793	2062	840	17381	9642	6120	1198	22	54	174
Sibley	8336	390	187	5670	3558	1711	234	6	25	52
Stearns	70062	5908	1681	45087	26257	15768	1676	79	161	417
Steele	17812	1680	896	13781	7842	4887	561	32	54	134
Stevens	6274	582	162	4213	2380	1609	115	9	10	25
Swift	6521	319	171	4561	2166	2161	134	8	12	27
Todd	13527	739	443	9684	5812	3153	390	22	45	71
Traverse	2670	110	121	1852	1002	740	57	3	5	6
Wabasha	11806	605	244	8147	4508	3027	321	10	39	85
Wadena	7512	390	233	5264	3209	1735	186	2	10	28
Waseca	10249	756	303	7247	4281	2519	266	7	26	43
Washington	100762	7052	3223	70526	33741	30263	4915	69	165	605
Watsonwan	6560	356	205	4627	2629	1732	144	4	22	31
Wilkin	4115	197	121	2774	1622	975	74	2	6	17
Winona	27368	2366	579	17613	9113	7389	333	46	110	160
Wright	40106	2991	939	27269	14831	9212	2567	37	94	232
Yellow Medicine	6828	368	197	4929	2680	2016	130	11	9	28
<b>TOTALS</b>	<b>2678103</b>	<b>179360</b>	<b>85710</b>	<b>1794618</b>	<b>869653</b>	<b>781860</b>	<b>95400</b>	<b>2428</b>	<b>5054</b>	<b>15920</b>

# VOTE FOR GOVERNOR AND LIEUTENANT GOVERNOR AND SECRETARY OF STATE BY COUNTY

## NOVEMBER 8, 1994 STATE GENERAL ELECTION

### GOVERNOR AND LIEUTENANT GOVERNOR

### SECRETARY OF STATE

COUNTY	IR	DFL	GRP	SWP	LIB	NRA	IR	DFL	GRP
	ARNE H. CARLSON & JOANNE E. BENSON	JOHN MARTY & NANCY LARSON	WILL SHETTERLY & TIM DAVIS	JON HILLSON & LEAH FINGER	ERIC ARTHUR OLSON & MICHAEL CHARLES STRAND	LESLIE DAVIS & PHIL RATTE	DICK KIMBLER	JOAN ANDERSON GROWE	DALE D. WILKINSON
Aitkin	3590	2749	107	19	26	28	2317	4113	220
Anoka	60289	28906	1328	154	1133	299	34782	53033	4539
Becker	7038	3446	89	11	65	27	4475	6111	247
Beltrami	6138	5215	139	30	133	42	4599	7029	347
Benton	6176	3589	116	21	83	35	3793	6096	294
Big Stone	1441	1375	23	3	26	3	890	1939	66
Blue Earth	10688	7383	260	56	168	31	7133	11584	594
Brown	6557	2976	77	12	28	19	4089	5569	243
Carlton	5394	5892	107	19	86	29	3204	8234	299
Carver	15262	4309	197	20	159	48	9410	10162	528
Cass	6152	3342	120	12	51	30	4166	5307	286
Chippewa	3314	1995	60	8	17	10	1976	3405	112
Chisago	8689	4351	194	18	200	37	5027	8095	470
Clay	10722	4437	87	20	98	28	6001	9111	282
Clearwater	1700	1241	31	5	14	15	1262	1765	85
Cook	1334	943	31	5	23	8	829	1474	81
Cottonwood	2899	1847	33	6	18	8	2108	3004	117
Crow Wing	12314	6694	179	21	100	39	8448	10603	496
Dakota	81475	29969	1161	121	1260	285	45062	65725	2952
Dodge	4203	1693	78	13	51	24	2486	3409	191
Douglas	7826	3926	109	17	54	28	5407	6413	240
Faribault	4733	2332	56	14	31	21	2946	4221	132
Fillmore	5417	2001	87	14	31	21	3345	4144	168
Freeborn	8473	4592	78	19	93	20	4431	8689	256
Goodhue	11199	4398	147	18	104	23	6202	9417	377
Grant	1770	1275	32	8	15	6	1073	1964	75
Hennepin	272167	131223	5756	720	4084	1089	147251	248145	14343
Houston	5101	2362	103	28	64	34	3712	3777	223
Hubbard	4396	2627	92	12	51	18	3226	3891	232
Isanti	6239	3680	159	23	108	25	3877	6161	390
Itasca	9090	8515	281	30	101	60	5623	11879	658
Jackson	2801	1891	31	13	13	10	1740	3151	115
Kanabec	2880	1675	104	5	35	11	1819	2750	183
Kandiyohi	8874	5550	122	20	67	26	5559	9278	330
Kittson	1445	1174	27	7	13	9	891	1746	55
Koochiching	2756	2672	70	22	33	17	1519	3946	164

Lac qui Parle	2165	1826	23	9	24	5	1283	2655	65
Lake	2503	2837	70	16	34	9	1450	3893	186
Lake of the Woods	1016	653	21	4	14	2	670	1043	31
LeSueur	5435	3475	85	12	62	12	3430	5626	248
Lincoln	1713	1275	44	3	28	9	1204	1873	74
Lyon	5304	2924	81	8	81	21	3580	4817	188
McLeod	8157	2908	102	15	64	19	4929	6283	293
Mahnomen	1119	711	18	8	16	12	741	1118	79
Marshall	2556	1982	33	11	28	16	1709	2925	91
Martin	6084	2698	55	8	31	17	3847	5085	196
Meecker	5301	2801	79	10	43	20	3258	4878	234
Mille Lacs	4668	2744	88	16	76	24	2804	4680	270
Morrison	5793	4494	151	12	73	40	4100	6351	320
Mower	8879	6871	112	34	74	28	4450	11135	419
Murray	2256	1745	34	10	21	8	1441	2788	120
Nicollet	6337	4044	117	18	76	24	4050	6736	317
Nobles	4396	2881	58	26	23	17	2714	4866	263
Norman	2099	1265	22	12	18	10	1139	2242	65
Olmsted	29118	8693	325	40	321	77	17871	19634	881
Otter Tail	13295	6269	160	25	106	47	9255	10473	437
Pennington	2639	1962	47	6	18	10	1722	2872	125
Pine	4795	3758	150	20	75	29	2912	5691	314
Pipestone	2139	1508	20	4	17	12	1739	2140	66
Polk	6667	4308	68	16	52	26	4319	6728	239
Pope	3034	1855	41	11	11	17	1728	3165	110
Ramsey	108001	68095	2596	377	2049	539	57218	115767	6446
Red Lake	992	910	21	10	18	7	629	1293	37
Redwood	4983	1927	52	14	33	13	3222	3711	169
Renville	4699	2508	48	9	26	21	2512	4620	239
Rice	10280	7072	204	39	122	44	5873	11234	523
Rock	2114	1317	37	7	15	10	1700	1959	95
Roseau	3532	2217	73	19	44	19	2633	3374	131
St. Louis	36710	43589	956	147	671	223	20585	59291	2680
Scott	17140	6376	316	27	279	65	9921	13465	772
Sherburne	11172	5002	224	23	201	54	6821	9454	550
Sibley	3653	1614	44	13	39	11	2278	3011	173
Stearns	27125	14542	562	100	353	163	17128	24823	1251
Steele	9257	3743	144	33	69	32	5353	7507	383
Stevens	2352	1552	37	9	31	4	1576	2411	91
Swift	2151	2130	35	10	18	8	1511	2827	119
Todd	5258	3537	125	18	51	36	3891	5180	279
Traverse	983	731	9	2	7	2	687	1087	22
Wabasha	5271	2453	90	17	56	19	3213	4384	249
Wadena	3028	1822	55	7	24	12	2415	2583	118
Waseca	4550	2261	48	16	44	21	2731	4112	170
Washington	47805	18979	768	89	767	189	25454	40209	1987
Watsonwan	2592	1666	36	6	22	7	1744	2676	101
Wilkin	1877	710	18	4	14	3	1147	1439	44
Winona	10329	5962	222	48	133	51	6929	9336	431
Wright	17580	7954	355	45	325	75	10815	14778	845
Yellow Medicine	2721	1943	35	10	34	9	1867	2887	83
<b>TOTAL</b>	<b>1094165</b>	<b>589344</b>	<b>20785</b>	<b>3022</b>	<b>15467</b>	<b>4611</b>	<b>636676</b>	<b>1038455</b>	<b>54009</b>



# VOTE FOR STATE AUDITOR, STATE TREASURER AND ATTORNEY GENERAL BY COUNTY

## NOVEMBER 8, 1994 STATE GENERAL ELECTION

COUNTY	STATE AUDITOR			STATE TREASURER			ATTORNEY GENERAL		
	IR JUDI DUTCHER	DFL DONALD M. MOE	GRP STEVEN C. ANDERSON	IR JAMES C. "JIM" OLSON	DFL MICHAEL A. MCGRATH	GRP COLLEEN BONNIWELL	IR SHARON ANDERSON	DFL HUBERT H. HUMPHREY III	GRP DEAN W. AMUNDSON
Aitkin	2791	3459	288	2778	3326	302	2010	4301	234
Anoka	46393	37935	5247	40006	40121	6109	26325	57945	4784
Becker	5119	4957	559	5417	4424	363	3674	6643	224
Beltrami	5301	5950	490	5197	5769	516	3859	7402	384
Benton	4969	4368	545	4789	4257	480	3175	6406	371
Big Stone	1105	1648	104	1135	1599	85	793	1997	70
Blue Earth	9250	8688	965	8611	8628	996	5716	12240	687
Brown	5249	4054	373	5232	3743	317	3320	5984	222
Carlton	3931	6956	691	3964	6862	488	2496	8799	278
Carver	12235	6455	915	11273	6613	857	7716	10836	761
Cass	4682	4376	465	4851	4095	391	3417	5762	355
Chippewa	2465	2710	235	2394	2646	173	1593	3628	123
Chisago	6540	6072	725	6147	6129	730	3948	8511	766
Clay	7197	7360	555	7501	6558	512	4290	10605	239
Clearwater	1409	1551	114	1405	1445	108	1118	1797	84
Cook	1035	1152	111	1046	1085	120	720	1510	88
Cottonwood	2962	2059	157	2435	2275	128	1717	3105	100
Crow Wing	9222	8698	1136	9570	8212	775	6406	12128	604
Dakota	61590	44842	4079	54357	46648	5038	32047	72615	4563
Dodge	3202	2395	342	3169	2359	285	2108	3715	173
Douglas	6778	4653	411	6540	4497	389	4344	7015	291
Faribault	3700	3285	249	3619	3218	195	2561	4389	173
Fillmore	4145	2974	315	3933	2932	254	2750	4409	161
Freeborn	6112	6458	543	5623	6806	344	3496	9290	244
Goodhue	8498	6451	696	7912	6691	589	4752	10159	555
Grant	1336	1598	126	1281	1557	109	870	2101	68
Hennepin	205241	171992	20405	173341	181167	23816	109164	263583	20939
Houston	3958	3211	408	4009	3006	346	3250	4036	224
Hubbard	3662	3201	332	3654	3022	311	2450	4462	232
Isanti	5028	4634	558	4680	4736	517	3211	6404	482
Itasca	6889	9974	962	6875	9717	875	4643	12663	635
Jackson	2500	2221	194	2218	2363	160	1454	3288	86
Kanabec	2245	2202	231	2225	2140	231	1542	2902	218
Kandiyohi	7255	7190	505	6977	6957	520	4187	10100	442
Kittson	1100	1473	95	1211	1336	78	865	1751	61
Koochiching	2044	3206	250	1972	3213	237	1393	3976	186

Lac qui Parle	1603	2257	140	1587	2191	125	1146	2753	92
Lake	1742	3382	298	1720	3343	265	1151	4109	184
Lake of the Woods	794	835	75	817	789	77	734	941	52
LeSueur	4421	4301	373	3976	4561	314	2620	5978	290
Lincoln	1357	1594	118	1394	1522	111	1017	1946	93
Lyon	4612	3522	319	4366	3566	271	2960	5130	216
McLeod	6493	4335	428	5858	4276	603	3995	6659	324
Mahnomen	828	998	77	968	853	49	823	1211	59
Marshall	1848	2667	121	1992	2418	120	1407	3131	111
Martin	5023	3514	365	4503	3646	270	3105	5342	182
Meeker	4201	3610	366	4020	3438	466	2590	5206	305
Mille Lacs	3590	3527	444	3475	3415	379	2248	4956	286
Morrison	4648	5257	564	4772	5035	423	3158	7032	323
Mower	6386	8788	583	5788	9161	528	3723	11785	352
Murray	1852	2155	240	1777	2155	135	1224	2835	111
Nicollet	5402	4980	470	5006	4982	492	3187	7139	346
Nobles	3713	3698	305	3583	3648	206	2566	5007	115
Norman	1393	1905	108	1649	1610	73	966	2388	53
Olmsted	22768	12863	1397	21198	12867	1440	13414	22918	856
Otter Tail	10644	8249	994	10669	7763	729	7046	12044	495
Pennington	2012	2473	169	2190	2228	157	1500	3039	114
Pine	3683	4659	434	3493	4644	406	2336	5969	422
Pipestone	1920	1755	223	1890	1651	115	1434	2256	74
Polk	4810	5998	408	5682	4927	326	3767	7140	206
Pope	2183	2565	174	2393	2268	157	1410	3334	139
Ramsey	77300	87949	9142	65228	91000	10631	37822	125368	10132
Red Lake	673	1216	52	786	1086	48	554	1370	37
Redwood	4085	2524	275	3980	2372	226	2651	3899	212
Renville	3454	3297	358	3526	3241	321	2171	4859	242
Rice	7799	8123	1106	7056	8585	831	3942	11881	594
Rock	1969	1576	153	1903	1550	88	1421	2077	73
Roseau	3124	2735	212	3010	2719	167	2725	3064	171
St. Louis	26113	51047	3900	25341	50227	3843	16405	62960	2459
Scott	13182	9230	1123	11931	9651	1193	8431	13829	1085
Sherburne	8912	6551	883	8115	6774	830	5443	10024	658
Sibley	2948	2151	245	2816	2129	211	1979	3114	179
Stearns	22118	17760	2122	21393	17410	2083	14276	26594	1370
Steele	7090	5219	589	6434	5438	519	4519	7819	389
Stevens	2000	1858	154	1945	1835	124	1297	2580	97
Swift	1767	2471	145	1647	2457	158	1113	3109	124
Todd	4502	4232	428	4363	4168	353	3051	5690	319
Traverse	787	929	38	793	841	39	538	1131	43
Wabasha	4064	3259	373	3748	3432	336	2602	4871	217
Wadena	2748	2105	169	2631	2022	147	1884	2873	135
Waseca	3730	2847	289	3481	2940	247	2322	4282	177
Washington	35099	27938	2911	30526	29363	3596	18131	44272	3328
Watsonwan	2224	2056	154	2178	1981	125	1505	2752	96
Wilkin	1382	1075	108	1407	993	90	882	1627	60
Winona	8152	7377	817	7903	7322	738	5869	10049	455
Wright	14040	10513	1345	12831	10714	1418	8956	15473	1125
Yellow Medicine	2300	2297	151	2170	2299	143	1557	3013	92
<b>TOTAL</b>	<b>836626</b>	<b>788630</b>	<b>80811</b>	<b>759255</b>	<b>779658</b>	<b>84486</b>	<b>488753</b>	<b>1115285</b>	<b>69776</b>

# VOTE FOR CONSTITUTIONAL AMENDMENT AND COURT OF APPEALS BY COUNTY

## NOVEMBER 8, 1994 STATE GENERAL ELECTION

COUNTY	CONSTITUTIONAL AMENDMENT (OFF-TRACK WAGERING)		COURT OF APPEALS		
	YES	NO	SEAT 11 FRED C. NORTON	SEAT 11 ROGER A. PETERSON	SEAT 6 JAMES C. HARTEN
Aitkin	3571	3234	3006	2753	5017
Anoka	48625	41124	34215	38764	63868
Becker	3793	6192	4468	4861	8644
Beltrami	4924	6946	4870	5109	8874
Benton	4879	4909	3955	4657	7909
Big Stone	1391	1538	807	1713	2374
Blue Earth	10235	8933	8538	8056	15524
Brown	4883	5026	4328	4236	7904
Carlton	5486	5867	5423	5010	9713
Carver	10906	8479	8431	7699	14708
Cass	4526	5192	4209	4099	7334
Chippewa	2302	2703	2502	2326	4597
Chisago	7002	6621	5289	6304	10052
Clay	5672	8488	7012	6305	12718
Clearwater	1044	1999	1275	1464	2489
Cook	876	1494	1102	894	1783
Cottonwood	2195	3041	2451	2036	4207
Crow Wing	8705	10077	8608	8012	15143
Dakota	61924	49670	46340	41649	78623
Dodge	2819	3232	2641	2777	5042
Douglas	4782	7109	5105	5459	9803
Faribault	3392	4014	3451	3214	6283
Fillmore	3206	4260	2993	3630	5987
Freeborn	5950	7118	5451	6443	11094
Goodhue	8251	7681	7245	6525	12446
Grant	1414	1769	790	1783	2412
Hennepin	200264	189363	160725	133659	246974
Houston	3112	4652	3244	3699	6373
Hubbard	2801	4553	2790	3372	5544
Isanti	5244	5133	4143	4856	8048
Itasca	8061	9785	7902	7511	14186
Jackson	2209	2729	2491	2012	4201
Kanabec	2325	2489	1922	2281	3717
Kandiyohi	7573	7844	6460	7050	12776
Kittson	898	1790	1223	1242	2315
Koochiching	2718	2890	2915	2036	4631

Lac qui Parle	1709	2390	1622	1945	3314
Lake	2287	3206	2561	2274	4277
Lake of the Woods	532	1106	734	671	1285
LeSueur	5431	3855	4494	3554	7364
Lincoln	1261	1934	1519	1300	2611
Lyon	3946	4607	3956	3538	6942
McLeod	6515	4931	5054	5022	9260
Mahnomen	775	1179	749	914	1458
Marshall	1675	3128	2144	2071	4011
Martin	4619	4507	4317	3674	7439
Meeker	4329	4005	3691	3575	6640
Mille Lacs	4012	3735	3118	3399	5837
Morrison	5820	5220	4560	4993	8691
Mower	7921	7837	8039	6516	13607
Murray	1798	2489	2027	1750	3523
Nicollet	5816	5271	5301	4467	9198
Nobles	3254	3984	3683	3140	6421
Norman	1274	2140	1635	1486	2934
Olmsted	16035	21472	17192	14295	29084
Otter Tail	7219	12318	8620	8041	15527
Pennington	1630	3003	2052	2080	3815
Pine	4637	4421	3680	4036	6842
Pipestone	1217	2519	1690	1712	3227
Polk	3929	6441	4751	5338	3227
Pope	2332	2631	2235	2330	4246
Ramsey	87722	88156	75139	56953	108403
Red Lake	717	1301	934	827	1677
Redwood	3469	3567	2936	3181	5598
Renville	4428	3023	3061	3460	6164
Rice	7788	9224	7136	6915	13125
Rock	1375	2297	1884	1461	3142
Roseau	2196	3999	2789	2741	5116
St. Louis	37788	42346	36328	34491	62879
Scott	16853	7731	10157	10020	17939
Sherburne	8467	8206	6542	7016	11874
Sibley	2899	2521	2340	2392	4237
Stearns	21677	21676	18356	18567	33720
Steele	7126	6288	5886	5488	10601
Stevens	1751	2413	1940	1655	3411
Swift	2159	2341	1876	2103	3823
Todd	4304	5271	4022	4423	7344
Traverse	1046	786	854	768	1493
Wabasha	3640	4175	3713	3224	6389
Wadena	2001	3167	1428	2781	3985
Waseca	3570	3418	3252	2964	5722
Washington	35248	31895	26212	26398	46067
Watonwan	2043	2464	2167	1962	3899
Wilkin	874	1565	1250	1076	2189
Winona	8221	6724	7258	7271	13310
Wright	13742	12336	10706	11541	19905
Yellow Medicine	2241	2639	2289	2167	4256
<b>TOTAL</b>	<b>841277</b>	<b>847802</b>	<b>718199</b>	<b>667482</b>	<b>1226635</b>

# VOTE FOR UNITED STATES REPRESENTATIVE BY COUNTY

## NOVEMBER 8, 1994 GENERAL ELECTION

FIRST DISTRICT	IR GIL GUT-KNECHT	DFL JOHN C. HOTTINGER	SECOND DISTRICT	IR GARY B. REVIER	DFL DAVID MINGE	IND STAN BENTZ
<b>County</b>			<b>County</b>			
Blue Earth	9579	10018	Big Stone	917	1921	85
Dakota	1859	1371	Brown	4850	4947	312
Dodge	3689	2488	Carver	10319	9282	783
Faribault	4004	3398	Chippewa	1852	3587	96
Fillmore	4690	3182	Cottonwood	2432	2779	97
Freeborn	6525	6941	Hennepin	0	0	0
Goodhue	9054	6991	Jackson	2048	2888	125
Houston	5083	2896	Kandiyohi	6176	8988	316
LeSueur	3399	3044	Lac qui Parle	1238	2760	97
Mower	6954	9258	LeSueur	1294	1522	74
Nicollet	2402	2475	Lincoln	1374	1714	91
Olmsted	24988	14416	Lyon	4111	4456	175
Rice	8595	9168	McLeod	6151	5177	350
Scott	632	458	Martin	4061	4949	234
Steele	8060	5272	Meeker	3657	4483	289
Wabasha	4545	3379	Murray	1841	2532	74
Waseca	3903	3228	Nicollet	2542	3610	183
Winona	9652	7345	Nobles	3364	4459	181
<b>TOTAL</b>	<b>117613</b>	<b>95328</b>	Pipestone	1996	1963	75
			Redwood	4934	2226	134
			Renville	3655	3660	183
			Rock	1829	1917	62
			Scott	8197	9587	777
			Sibley	2558	2829	166
			Stearns	728	773	36
			Swift	1425	2972	103
			Watonwan	1934	2516	105
			Wright	11545	12861	1222
			Yellow Medicine	1853	2931	110
			<b>TOTAL</b>	<b>98881</b>	<b>114289</b>	<b>6535</b>

THIRD DISTRICT	IR JIM RAMSTAD	DFL BOB OLSON
County		
Dakota	15811	5140
Hennepin	153320	55450
Scott	3489	1253
Wright	603	368
<b>TOTAL</b>	<b>173223</b>	<b>62211</b>

FOURTH DISTRICT	IR DENNIS NEWINSKI	DFL BRUCE F. VENTO	GRP DAN R. VACEK
County			
Dakota	10598	13279	628
Hennepin	1535	1393	54
Ramsey	76211	100966	5529
<b>TOTAL</b>	<b>88344</b>	<b>115638</b>	<b>6211</b>

FIFTH DISTRICT	IR DOROTHY LEGRAND	DFL MARTIN OLAV SABO
County		
Hennepin	73258	121515
<b>TOTAL</b>	<b>73258</b>	<b>121515</b>

SIXTH DISTRICT	IR TAD JUDE	DFL WILLIAM P. "BILL" LUTHER
County		
Anoka	46291	46584
Dakota	34122	31709
Washington	32777	35447
<b>TOTAL</b>	<b>113190</b>	<b>113740</b>

SEVENTH DISTRICT	IR BERNIE OMANN	DFL COLLIN C. PETERSON
County		
Becker	4658	6457
Beltrami	5622	6444
Benton	4420	3372
Clay	6303	9358
Clearwater	1431	1724
Douglas	6729	5429
Grant	1353	1801
Hubbard	3896	3484
Kittson	877	1884
Lake of the Woods	640	1124
Mahnomen	868	1128
Marshall	1490	3372
Morrison	2436	1756
Norman	1305	2241
Otter Tail	10126	10454
Pennington	1804	2981
Polk	4582	6892
Pope	2242	2808
Red Lake	577	1449
Roseau	2738	3523
Sherburne	1487	1309
Stearns	25439	17253
Stevens	1911	2213
Todd	4836	4701
Traverse	783	1035
Wadena	2764	2408
Wilkin	1306	1423
<b>TOTAL</b>	<b>102623</b>	<b>108023</b>

EIGHTH DISTRICT	IR PHIL HERWIG	DFL JAMES L. OBERSTAR
County		
Aitkin	2632	4111
Benton	1022	1450
Carlton	3428	8485
Cass	4150	5655
Chisago	5275	8411
Cook	804	1618
Crow Wing	7877	11796
Isanti	4266	6156
Itasca	6085	12421
Kanabec	1922	2863
Koochiching	1605	4116
Lake	1567	4009
Millie Lacs	3334	4436
Morrison	2513	4207
Pine	3075	5960
St. Louis	23822	59773
Sherburne	6441	7694
<b>TOTAL</b>	<b>79818</b>	<b>153161</b>

## VOTE FOR STATE SENATOR AND STATE REPRESENTATIVE BY COUNTY

### NOVEMBER 8, 1994 GENERAL ELECTION

STATE REPRESENTATIVE DISTRICT 1A	IR ROB BOWEN	DFL JIM TUNHEIM
<b>County</b>		
Kitson	1492	1278
Lake of the Woods	776	992
Marshall	1303	1877
Roseau	3245	3039
<b>TOTAL</b>	<b>6816</b>	<b>7186</b>

STATE REPRESENTATIVE DISTRICT 2A	IR JIM OLSON	DFL BERNIE LIEDER
<b>County</b>		
Becker	199	165
Clay	440	448
Mahnomen	666	696
Norman	1386	2100
Polk	2258	4375
<b>TOTAL</b>	<b>4949</b>	<b>7784</b>

STATE REPRESENTATIVE DISTRICT 3A	IR JOYCE RUDE	DFL IRV ANDERSON
<b>County</b>		
Itasca	2476	4385
Koochiching	1581	4103
St. Louis	247	423
<b>TOTAL</b>	<b>4304</b>	<b>8911</b>

STATE REPRESENTATIVE DISTRICT 1B	IR TIM FINSETH	DFL KEN MURPHY
<b>County</b>		
Marshall	1182	506
Pennington	2475	2353
Polk	1944	1256
Red Lake	1026	974
<b>TOTAL</b>	<b>6627</b>	<b>5089</b>

STATE REPRESENTATIVE DISTRICT 2B	IR LYLE DAKEN	DFL EDGAR OLSON
<b>County</b>		
Becker	1326	1473
Beltrami	1089	1721
Clearwater	1305	1829
Mahnomen	225	356
Polk	558	1086
<b>TOTAL</b>	<b>4503</b>	<b>6465</b>

STATE REPRESENTATIVE DISTRICT 3B	IR LILAH J. CROWE	DFL LOREN A. SOLBERG
<b>County</b>		
Aitkin	1415	1701
Itasca	4452	6819
St. Louis	168	378
<b>TOTAL</b>	<b>6035</b>	<b>8898</b>

STATE REPRESENTATIVE DISTRICT 4A	IR JEFFREY J. AAKHUS	DFL BOB JOHNSON
<b>County</b>		
Beltrami	4371	4881
Hubbard	1764	1789
<b>TOTAL</b>	<b>6135</b>	<b>6670</b>

STATE REPRESENTATIVE DISTRICT 5A	IR MATT MATA- SICH	DFL TOM RUKAVINA
<b>County</b>		
St. Louis	3727	11046
<b>TOTAL</b>	<b>3727</b>	<b>11046</b>

STATE REPRESENTATIVE DISTRICT 6A	IR JERRY SHUSTER	DFL THOMAS (TOM) BAKK
<b>County</b>		
Cook	1219	1125
Koochiching	2	2
Lake	1851	3648
St. Louis	3527	5105
<b>TOTAL</b>	<b>6599</b>	<b>9880</b>

STATE REPRESENTATIVE DISTRICT 4B	IR ERVIN BJERGA	DFL ANTHONY G. (TONY) KINKEL
<b>County</b>		
Cass	4361	5449
Hubbard	1441	2405
Itasca	76	199
Wadena	504	694
<b>TOTAL</b>	<b>6382</b>	<b>8747</b>

STATE REPRESENTATIVE DISTRICT 5B	IR MARK GROET- TUM	DFL DAVID J TOMASSONI
<b>County</b>		
St. Louis	4358	9671
<b>TOTAL</b>	<b>4358</b>	<b>9671</b>

STATE REPRESENTATIVE DISTRICT 6B	IR JOHN HERLICK	DFL THOMAS HUNTLEY
<b>County</b>		
St. Louis	5667	8725
<b>TOTAL</b>	<b>5667</b>	<b>8725</b>

STATE REPRESENTATIVE DISTRICT 7A	IR RILLA A. OPELT	DFL WILLARD MUNGER
<b>County</b>		
St. Louis	4247	7414
<b>TOTAL</b>	<b>4247</b>	<b>7414</b>

STATE REPRESENTATIVE DISTRICT 8A	IR JAN GRAN- NES	DFL MARY MURPHY
<b>County</b>		
Carleton	3919	3668
St. Louis	2797	3152
<b>TOTAL</b>	<b>6716</b>	<b>6820</b>

STATE REPRESENTATIVE DISTRICT 9A	IR KEVIN GOODNO	DFL LARRY NICHOLSON
<b>County</b>		
Clay	7754	1696
<b>TOTAL</b>	<b>7754</b>	<b>1696</b>

STATE REPRESENTATIVE DISTRICT 7B	IR CHRISTOPH- ER A. DAHLBERG	DFL MIKE JAROS
<b>County</b>		
St. Louis	5116	7199
<b>TOTAL</b>	<b>5116</b>	<b>7199</b>

STATE REPRESENTATIVE DISTRICT 8B	IR ZOE JOHN- SON	DFL BECKY LOUREY
<b>County</b>		
Aitkin	1536	2001
Carlton	1635	2734
Pine	3122	3661
<b>TOTAL</b>	<b>6293</b>	<b>8396</b>

STATE REPRESENTATIVE DISTRICT 9B	IR ROBERT L. (BOB) WEST- FALL	DFL MARVIN K. DAUNER
<b>County</b>		
Becker	636	844
Clay	1924	3424
Otter Tail	1707	1012
Wiiikin	1587	1116
<b>TOTAL</b>	<b>5854</b>	<b>6396</b>

STATE REPRESENTATIVE DISTRICT 10A	IR LARRY "BUD" NORNES	DFL BOB ANDERSON
<b>County</b>		
Douglas	579	612
Otter Tail	6202	6247
<b>TOTAL</b>	<b>6781</b>	<b>6859</b>

STATE REPRESENTATIVE DISTRICT 11A	IR ROXANN DAGGETT	DFL SYD NELSON
<b>County</b>		
Becker	4288	1978
Otter Tail	2644	2408
Wadena	1167	1288
<b>TOTAL</b>	<b>8099</b>	<b>5674</b>

STATE REPRESENTATIVE DISTRICT 12A	IR DOLLY M. ZITUR	DFL KRIS HASSKAMP
<b>County</b>		
Crow Wing	5326	9082
<b>TOTAL</b>	<b>5326</b>	<b>9082</b>



STATE REPRESENTATIVE DISTRICT 10B	IR HILDA BETTERMANN	DFL
<b>County</b>		
Douglas	7020	
Pope	2195	
Stearns	1833	
<b>TOTAL</b>	<b>11048</b>	

STATE REPRESENTATIVE DISTRICT 13A	IR DAVID HOLMAN	DFL CHUCK BROWN
<b>County</b>		
Big Stone	181	584
Douglas	308	343
Grant	1148	1957
Pope	805	1357
Stevens	1549	2543
Swift	348	1047
Traverse	666	1134
<b>TOTAL</b>	<b>5005</b>	<b>8965</b>

STATE REPRESENTATIVE DISTRICT 13B	IR SCOTT VAN BINS- BERGEN	DFL DOUG PETERSON
<b>County</b>		
Big Stone	1074	1087
Chippewa	2764	2421
Lac qui Parle	1378	2758
Swift	1526	1582
<b>TOTAL</b>	<b>6742</b>	<b>7848</b>

STATE REPRESENTATIVE DISTRICT 11B	IR DAVE NEIL	DFL KEN OTREMBA
<b>County</b>		
Douglas	528	489
Otter Tail	181	156
Stearns	463	246
Todd	4025	5435
Wadena	911	595
<b>TOTAL</b>	<b>6108</b>	<b>6921</b>

STATE REPRESENTATIVE DISTRICT 14A	IR STEVE DEHLER	DFL KATE TREWICK
<b>County</b>		
Benton	287	319
Morrison	998	640
Stearns	5493	4265
<b>TOTAL</b>	<b>6778</b>	<b>5224</b>

STATE REPRESENTATIVE DISTRICT 14B	IR ROGER KNAUSS	DFL JEFF BERTRAM
<b>County</b>		
Pope	29	65
Stearns	5123	8277
<b>TOTAL</b>	<b>5152</b>	<b>8342</b>

STATE REPRESENTATIVE DISTRICT 12B	IR JOHN M. HOLLAN- DER	DFL STEPHEN G. WENZEL
<b>County</b>		
Cass	21	71
Crow Wing	1645	3569
Morrison	1844	6053
<b>TOTAL</b>	<b>3510</b>	<b>9693</b>

STATE REPRESENTATIVE DISTRICT 15A	IR TOM VAN EN- GEN	DFL ROLF HAGE
<b>County</b>		
Kandiyohi	6599	6130
<b>TOTAL</b>	<b>6599</b>	<b>6130</b>

STATE REPRESENTATIVE DISTRICT 15B	IR DEAN URDAHL	DFL ROGER COOPER
<b>County</b>		
Chippewa	171	213
Kandiyohi	1322	1394
McLeod	379	260
Meeker	705	707
Renville	3687	3851
Yellow Medicine	456	471
<b>TOTAL</b>	<b>6720</b>	<b>6896</b>

STATE REPRESENTATIVE DISTRICT 16A	IR JEFF RAT- CLIFF	DFL JOE OPATZ
<b>County</b>		
Benton	2012	2385
Stearns	2556	3625
<b>TOTAL</b>	<b>4568</b>	<b>6010</b>

STATE REPRESENTATIVE DISTRICT 17A	IR LEROY KOPPEN- DRAYER	DFL PAT NELSON
<b>County</b>		
Kanabec	2470	1322
Mille Lacs	5645	2238
Morrison	800	494
<b>TOTAL</b>	<b>8915</b>	<b>4054</b>

STATE REPRESENTATIVE DISTRICT 18A	IR JIM ROST- BERG	DFL HAROLD LASLEY
<b>County</b>		
Chisago	487	475
Isanti	5545	4903
Kanabec	440	520
Pine	131	171
<b>TOTAL</b>	<b>6603</b>	<b>6069</b>

STATE REPRESENTATIVE DISTRICT 16B	IR JIM KNOB- LACH	DFL FRED SMOGER
<b>County</b>		
Stearns	7453	4166
<b>TOTAL</b>	<b>7453</b>	<b>4166</b>

STATE REPRESENTATIVE DISTRICT 17B	IR BOB DEEM	DFL LESLIE SCHU- MACHER
<b>County</b>		
Benton	2615	2679
Sherburne	3397	3746
<b>TOTAL</b>	<b>6012</b>	<b>6425</b>

STATE REPRESENTATIVE DISTRICT 18B	IR TIM MARING	DFL LOREN GEORGE JENNINGS
<b>County</b>		
Chisago	5625	6998
Pine	713	1221
<b>TOTAL</b>	<b>6338</b>	<b>8219</b>

STATE SENATOR DISTRICT 19	IR MARK N. OURADA	DFL JUDY BEAUDRY
<b>County</b>		
Sherburne	4995	4747
Wright	8101	8048
<b>TOTAL</b>	<b>13096</b>	<b>12795</b>

STATE REPRESENTATIVE DISTRICT 19A	IR MARK OLSON	DFL BONNIE WALTERS
<b>County</b>		
Sherburne	3352	1906
Wright	4646	3204
<b>TOTAL</b>	<b>7998</b>	<b>5110</b>

STATE REPRESENTATIVE DISTRICT 20A	IR ROBERT "BOB" NESS	
<b>County</b>		
McLeod	4388	
Meeker	6105	
Stearns	105	
Wright	250	
<b>TOTAL</b>	<b>10848</b>	

STATE REPRESENTATIVE DISTRICT 21A	IR JIM GIRARD	DFL JIM STONE
<b>County</b>		
Lyon	4792	1984
Redwood	1042	446
Yellow Medicine	2224	1707
<b>TOTAL</b>	<b>8058</b>	<b>4137</b>

STATE REPRESENTATIVE DISTRICT 19B	IR BRUCE ANDER- SON	DFL STEPHANIE KLINZING
<b>County</b>		
Sherburne	2233	2343
Wright	4578	3706
<b>TOTAL</b>	<b>6811</b>	<b>6049</b>

STATE REPRESENTATIVE DISTRICT 20B	IR TONY ONNEN	DFL MEL MOENCH
<b>County</b>		
Carver	2159	984
McLeod	2301	928
Wright	3953	1723
<b>TOTAL</b>	<b>8413</b>	<b>3635</b>

STATE REPRESENTATIVE DISTRICT 21B	IR RICHARD MULDER	DFL ANDY STEENSMA
<b>County</b>		
Lincoln	2028	1179
Lyon	256	133
Murray	336	318
Nobles	613	608
Pipestone	2178	1949
Rock	1787	2074
<b>TOTAL</b>	<b>7198</b>	<b>6261</b>

STATE REPRESENTATIVE DISTRICT 22A	IR MIKE DRIS- COLL	DFL TED WINTER
<b>County</b>		
Cottonwood	325	380
Jackson	119	184
Lyon	807	779
Murray	1370	2478
Nobles	3214	3654
Redwood	277	316
<b>TOTAL</b>	<b>6112</b>	<b>7791</b>

STATE REPRESENTATIVE DISTRICT 23A	IR BARB VICKER- MAN	DFL BONNIE MCKNIGHT
<b>County</b>		
Brown	5062	3088
Redwood	3339	1318
<b>TOTAL</b>	<b>8401</b>	<b>4406</b>

STATE REPRESENTATIVE DISTRICT 24A	IR JOE TRAUGER	DFL JOHN DORN
<b>County</b>		
Blue Earth	4599	6127
Nicollet	0	0
<b>TOTAL</b>	<b>4599</b>	<b>6127</b>

STATE REPRESENTATIVE DISTRICT 22B	IR ELAINE HARDER	DFL JUDY BREDE- SEN	IND CLARK SCHMIDTKE
<b>County</b>			
Brown	344	217	44
Cottonwood	2764	1673	211
Jackson	2786	1789	214
Martin	1132	953	292
Redwood	331	140	19
Watsonwan	692	385	89
<b>TOTAL</b>	<b>8049</b>	<b>5157</b>	<b>869</b>

STATE REPRESENTATIVE DISTRICT 23B	IR HOWARD SWEN- SON	DFL DARREL H. MOSEL
<b>County</b>		
Blue Earth	303	247
Brown	591	620
McLeod	1535	1315
Nicollet	1695	1092
Sibley	2771	2618
<b>TOTAL</b>	<b>6895</b>	<b>5892</b>

STATE REPRESENTATIVE DISTRICT 24B	IR MICHAEL LAPORTE	DFL DON OSTROM
<b>County</b>		
Blue Earth	709	745
LeSueur	1370	1968
Nicollet	3213	5182
<b>TOTAL</b>	<b>5292</b>	<b>7895</b>

STATE REPRESENTATIVE DISTRICT 25A	IR JOHN TUMA	DFL KAY BROWN
<b>County</b>		
Dakota	74	42
LeSueur	2054	1330
Rice	4140	3974
Scott	592	350
<b>TOTAL</b>	<b>6860</b>	<b>5696</b>

STATE REPRESENTATIVE DISTRICT 26A	IR GENE HUGO-SON	DFL TODD KOSOVICH
<b>County</b>		
Blue Earth	1745	955
Martin	5192	1677
Watonwan	2009	1375
<b>TOTAL</b>	<b>8946</b>	<b>4007</b>

STATE REPRESENTATIVE DISTRICT 27A	IR RON KRAUS	DFL JAMES E. (JIM) BYE
<b>County</b>		
Freeborn	6873	6607
<b>TOTAL</b>	<b>6873</b>	<b>6607</b>

STATE REPRESENTATIVE DISTRICT 25B	IR LYNDA BOUD-REAU	DFL RICHARD GLASE-NAPP
<b>County</b>		
Le Sueur	1057	854
Rice	5556	4416
Waseca	0	4
<b>TOTAL</b>	<b>6613</b>	<b>5274</b>

STATE REPRESENTATIVE DISTRICT 26B	IR LARRY JOHN-SON	DFL HENRY KALIS
<b>County</b>		
Blue Earth	1590	2487
Faribault	2952	4485
Waseca	1176	1492
<b>TOTAL</b>	<b>5718</b>	<b>8464</b>

STATE REPRESENTATIVE DISTRICT 27B	IR WALTER A. BALDUS	DFL ROBERT LEIGHTON
<b>County</b>		
Mower	5112	9072
<b>TOTAL</b>	<b>5112</b>	<b>9072</b>

STATE REPRESENTATIVE DISTRICT 28A	IR GARY WORKE	DFL DARRIN ROSHA
<b>County</b>		
Steele	5395	4887
Waseca	2905	1335
<b>TOTAL</b>	<b>8300</b>	<b>6222</b>

STATE REPRESENTATIVE DISTRICT 29A	IR JERRY DEMPSEY	DFL NONA J. NELSON
<b>County</b>		
Dakota	5130	1686
Goodhue	3617	2312
<b>TOTAL</b>	<b>8747</b>	<b>3998</b>

STATE REPRESENTATIVE DISTRICT 30A	IR FRAN BRADLEY	DFL ROXANNE MINDEMAN
<b>County</b>		
Olmsted	7732	4521
<b>TOTAL</b>	<b>7732</b>	<b>4521</b>

STATE REPRESENTATIVE DISTRICT 28B	IR STEVE SVIGGUM	DFL RODNEY R. PETERSON
<b>County</b>		
Dodge	4039	1915
Goodhue	1845	272
Olmsted	1090	454
Steele	2055	1176
Waseca	151	84
<b>TOTAL</b>	<b>9180</b>	<b>3901</b>

STATE REPRESENTATIVE DISTRICT 29B	IR MIKE OSS-KOPP	DFL FLORA BURFEIND
<b>County</b>		
Goodhue	2731	2698
Wabasha	4426	3531
<b>TOTAL</b>	<b>7157</b>	<b>6229</b>

STATE REPRESENTATIVE DISTRICT 30B	IR DAVE BISHOP	DFL MIKE PODULKE
<b>County</b>		
Olmsted	7434	2672
<b>TOTAL</b>	<b>7434</b>	<b>2672</b>

STATE SENATOR DISTRICT 31	IR KENRIC SCHEE- VEL	DFL NEIL S. HAUGERUD
<b>County</b>		
Dodge	90	132
Fillmore	4450	2525
Mower	1136	813
Olmsted	9321	5281
Winona	785	462
<b>TOTAL</b>	<b>15782</b>	<b>9213</b>

STATE REPRESENTATIVE DISTRICT 31A	IR DON FRERICHS	DFL
<b>County</b>		
Dodge	165	
Olmsted	10726	
<b>TOTAL</b>	<b>10891</b>	

STATE REPRESENTATIVE DISTRICT 32A	IR MATT DEMPSEY	DFL GENE PELOWSKI JR.
<b>County</b>		
Winona	3920	7853
<b>TOTAL</b>	<b>3920</b>	<b>7853</b>

STATE REPRESENTATIVE DISTRICT 33A	IR ARLON LINDNER	DFL STEVE BOYNTON
<b>County</b>		
Hennepin	8606	5896
Wright	6	14
<b>TOTAL</b>	<b>8612</b>	<b>5910</b>

STATE REPRESENTATIVE DISTRICT 31B	IR GREGORY M. DAVIDS	DFL
<b>County</b>		
Fillmore	6096	
Mower	1709	
Olmsted	1778	
Winona	1032	
<b>TOTAL</b>	<b>10615</b>	

STATE REPRESENTATIVE DISTRICT 32B	IR VIRGIL J. JOHNSON	DFL
<b>County</b>		
Fillmore	810	
Houston	7322	
Winona	3663	
<b>TOTAL</b>	<b>11795</b>	

STATE REPRESENTATIVE DISTRICT 33B	IR WARREN LIMMER	DFL KIM KOEHNEN
<b>County</b>		
Hennepin	8928	5142
<b>TOTAL</b>	<b>8928</b>	<b>5142</b>

STATE REPRESENTATIVE DISTRICT 34A	IR STEVE SMITH	DFL ELAINE HAUFF
<b>County</b>		
Hennepin	5952	3137
Wright	2697	1792
<b>TOTAL</b>	<b>8649</b>	<b>4929</b>

STATE REPRESENTATIVE DISTRICT 35A	IR CAROL L. MOLNAU	DFL
<b>County</b>		
Carver	8441	
Le Sueur	552	
Scott	1899	
Sibley	131	
<b>TOTAL</b>	<b>11023</b>	

STATE REPRESENTATIVE DISTRICT 36A	IR EILEEN TOMP- KINS	DFL MARC SCHWACH
<b>County</b>		
Dakota	8618	5363
<b>TOTAL</b>	<b>8618</b>	<b>5363</b>

<b>STATE REPRESENTATIVE DISTRICT 34B</b>	<b>IR</b> TODD VAN DELLEN	
<b>County</b> Hennepin	13440	
<b>TOTAL</b>	<b>13440</b>	

<b>STATE REPRESENTATIVE DISTRICT 35B</b>	<b>IR</b> RICHARD THOMAS	<b>DFL</b> BECKY KELSO
<b>County</b> Scott	5528	7835
<b>TOTAL</b>	<b>5528</b>	<b>7835</b>

<b>STATE REPRESENTATIVE DISTRICT 36B</b>	<b>IR</b> DAN MC- ELROY	<b>DFL</b> MIKE STONE
<b>County</b> Dakota	8035	4114
<b>TOTAL</b>	<b>8035</b>	<b>4114</b>

<b>STATE REPRESENTATIVE DISTRICT 37A</b>	<b>IR</b> DENNIS OZMENT	
<b>County</b> Dakota	8577	
Goodhue	2276	
<b>TOTAL</b>	<b>10853</b>	

<b>STATE REPRESENTATIVE DISTRICT 38A</b>	<b>IR</b> TIM COMMERS	<b>DFL</b> F. SHIRLEY GRANT
<b>County</b> Dakota	8844	5447
<b>TOTAL</b>	<b>8844</b>	<b>5447</b>

<b>STATE REPRESENTATIVE DISTRICT 39A</b>	<b>IR</b> MICKEY SPILLANE	<b>DFL</b> THOMAS W PUGH
<b>County</b> Dakota	5970	8090
<b>TOTAL</b>	<b>5970</b>	<b>8090</b>

<b>STATE REPRESENTATIVE DISTRICT 37B</b>	<b>IR</b> BILL MACKLIN	<b>DFL</b> JANET LEKSON
<b>County</b> Dakota	7739	3589
Scott	2143	1054
<b>TOTAL</b>	<b>9882</b>	<b>4643</b>

<b>STATE REPRESENTATIVE DISTRICT 38B</b>	<b>IR</b> TIM PAWLENTY	
<b>County</b> Dakota	12172	
<b>TOTAL</b>	<b>12172</b>	

<b>STATE REPRESENTATIVE DISTRICT 39B</b>	<b>IR</b> MITCHELL UNRUH	<b>DFL</b> BOB MILBERT
<b>County</b> Dakota	4070	7939
<b>TOTAL</b>	<b>4070</b>	<b>7939</b>

<b>STATE REPRESENTATIVE DISTRICT 40A</b>	<b>IR</b> BRIAN D SKON	<b>DFL</b> MARK P. MAHON
<b>County</b> Hennepin	5295	5775
<b>TOTAL</b>	<b>5295</b>	<b>5775</b>

<b>STATE REPRESENTATIVE DISTRICT 41A</b>	<b>IR</b> ALICE SEAGREN	<b>DFL</b> MICHEL "MIKE" HANEN- SMITH
<b>County</b> Hennepin	10923	3261
<b>TOTAL</b>	<b>10923</b>	<b>3261</b>

<b>STATE REPRESENTATIVE DISTRICT 42A</b>	<b>IR</b> RON ERHARDT	
<b>County</b> Hennepin	13823	
<b>TOTAL</b>	<b>13823</b>	

<b>STATE REPRESENTATIVE DISTRICT 40B</b>	<b>IR</b> KEVIN KNIGHT	<b>DFL</b> PATRICIA (PAT) HELMBERGER
<b>County</b> Hennepin	7990	6004
<b>TOTAL</b>	<b>7990</b>	<b>6004</b>

<b>STATE REPRESENTATIVE DISTRICT 41B</b>	<b>IR</b> KEN WOLF	<b>DFL</b> JEFF RENNER
<b>County</b> Dakota	3077	1568
Hennepin	3241	1244
Scott	2908	1771
<b>TOTAL</b>	<b>9226</b>	<b>4583</b>

<b>STATE REPRESENTATIVE DISTRICT 42B</b>	<b>IR</b> ERIK PAULSEN	<b>DFL</b> PETER G. IVERSEN	<b>FED</b> EVAN R. STANLEY
<b>County</b> Hennepin	11308	4421	217
<b>TOTAL</b>	<b>11308</b>	<b>4421</b>	<b>217</b>

STATE REPRESENTATIVE DISTRICT 43A	IR TOM WORK- MAN	DFL MARY ELLEN MARCUS
<b>County</b>		
Carver	5533	1804
Hennepin	5509	2672
<b>TOTAL</b>	<b>11042</b>	<b>4476</b>

STATE REPRESENTATIVE DISTRICT 43B	IR BARBARA J. SYKORA	DFL STEVE MORSE
<b>County</b>		
Hennepin	11682	4146
<b>TOTAL</b>	<b>11682</b>	<b>4146</b>

STATE REPRESENTATIVE DISTRICT 46A	IR VI UNDER- DAHL	DFL ANN H. REST
<b>County</b>		
Hennepin	5550	6806
<b>TOTAL</b>	<b>5550</b>	<b>6806</b>

STATE REPRESENTATIVE DISTRICT 46B	IR DAVID MATHIAS	DFL LYNDON R. CARLSON
<b>County</b>		
Hennepin	5454	7192
<b>TOTAL</b>	<b>5454</b>	<b>7192</b>

STATE REPRESENTATIVE DISTRICT 49A	IR CHARLIE WEAVER	DFL JIM MANGAN
<b>County</b>		
Anoka	9089	3879
<b>TOTAL</b>	<b>9089</b>	<b>3879</b>

STATE REPRESENTATIVE DISTRICT 44A	IR ROB SAMUEL- SEN	DFL STEVE KELLEY
<b>County</b>		
Hennepin	5794	6863
<b>TOTAL</b>	<b>5794</b>	<b>6863</b>

STATE REPRESENTATIVE DISTRICT 44B	IR JIM RHODES	DFL ROGER D. FLETCHER
<b>County</b>		
Hennepin	8397	5272
<b>TOTAL</b>	<b>8397</b>	<b>5272</b>

STATE REPRESENTATIVE DISTRICT 47A	IR MARC HEISEN- FELT	DFL DARLENE LUTHER
<b>County</b>		
Hennepin	4296	5346
<b>TOTAL</b>	<b>4296</b>	<b>5346</b>

STATE REPRESENTATIVE DISTRICT 47B	IR DON KRAMER	DFL PHIL CAR- RUTHERS
<b>County</b>		
Hennepin	5670	6333
<b>TOTAL</b>	<b>5670</b>	<b>6333</b>

STATE REPRESENTATIVE DISTRICT 50A	IR TOM HACK- BARTH	DFL KATHLEEN SEKHON
<b>County</b>		
Anoka	6798	5593
<b>TOTAL</b>	<b>6798</b>	<b>5593</b>

STATE REPRESENTATIVE DISTRICT 45A	IR RON ABRAMS	DFL ADAM MINTER
<b>County</b>		
Hennepin	11416	4604
<b>TOTAL</b>	<b>11416</b>	<b>4604</b>

STATE REPRESENTATIVE DISTRICT 45B	IR PEGGY LEPPIK	DFL JAN KLOCK- MANN
<b>County</b>		
Hennepin	10105	4792
<b>TOTAL</b>	<b>10105</b>	<b>4792</b>

STATE REPRESENTATIVE DISTRICT 48A	IR BILL HAAS	DFL BRIAN BERGSON
<b>County</b>		
Hennepin	7073	6651
<b>TOTAL</b>	<b>7073</b>	<b>6651</b>

STATE REPRESENTATIVE DISTRICT 48B	IR TIM WERNER	DFL ALICE M. JOHNSON
<b>County</b>		
Anoka	5110	7073
Ramsey	0	29
<b>TOTAL</b>	<b>5110</b>	<b>7102</b>

STATE REPRESENTATIVE DISTRICT 51A	IR MIKE GUNDLACH	DFL MIKE J. DELMONT
<b>County</b>		
Anoka	4941	5217
<b>TOTAL</b>	<b>4941</b>	<b>5217</b>

STATE REPRESENTATIVE DISTRICT 49B	IR	DFL
	DOUG HOFMAN	JOEL JACOBS
County		
Anoka	4568	6724
<b>TOTAL</b>	<b>4568</b>	<b>6724</b>

STATE REPRESENTATIVE DISTRICT 50B	IR	DFL
	TERESA LYNCH	MIKE GAMACHE
County		
Anoka	9478	4936
<b>TOTAL</b>	<b>9478</b>	<b>4935</b>

STATE REPRESENTATIVE DISTRICT 51B	IR	DFL
	DOUG SWENSON	GREG MILLER
County		
Anoka	2959	1786
Washington	6627	3198
<b>TOTAL</b>	<b>9586</b>	<b>4984</b>

STATE REPRESENTATIVE DISTRICT 52A	IR	DFL
	ANN PETERSON	WAYNE SIMONEAU
County		
Anoka	5467	6066
Ramsey	685	423
<b>TOTAL</b>	<b>6152</b>	<b>6489</b>

STATE REPRESENTATIVE DISTRICT 53A	IR	DFL
	PHILIP KRINKIE	ADY WICKSTROM
County		
Anoka	1203	1037
Ramsey	7464	4170
<b>TOTAL</b>	<b>8667</b>	<b>5207</b>

STATE REPRESENTATIVE DISTRICT 54A	IR	DFL
	PAUL KUETTEL	MARY JO MCGUIRE
County		
Hennepin	1335	1649
Ramsey	5582	6601
<b>TOTAL</b>	<b>6917</b>	<b>8250</b>

STATE REPRESENTATIVE DISTRICT 52B	IR	DFL
	RICHARD M. "DICK" PELLOW	GERI EVANS
County		
Ramsey	6713	5833
<b>TOTAL</b>	<b>6713</b>	<b>5833</b>

STATE REPRESENTATIVE DISTRICT 53B	IR	DFL
	SHERRY BROECKER	MARC ASCH
County		
Ramsey	8872	6630
<b>TOTAL</b>	<b>8872</b>	<b>6630</b>

STATE REPRESENTATIVE DISTRICT 54B	IR	DFL
	JIM TRAEGER	MINDY GREILING
County		
Ramsey	6234	7983
<b>TOTAL</b>	<b>6234</b>	<b>7983</b>

STATE REPRESENTATIVE DISTRICT 55A	IR	DFL
	HARRY MARES	DICK OTTMAN
County		
Ramsey	8235	4215
Washington	1264	746
<b>TOTAL</b>	<b>9499</b>	<b>4961</b>

STATE REPRESENTATIVE DISTRICT 56A	IR	DFL
	MARK HOLSTEN	JAN KOHOUT
County		
Washington	9297	5682
<b>TOTAL</b>	<b>9297</b>	<b>5682</b>

STATE REPRESENTATIVE DISTRICT 57A	IR	DFL
	DAVID K. MEIER	WALTER E. PERLT
County		
Ramsey	1793	2390
Washington	4212	5574
<b>TOTAL</b>	<b>6005</b>	<b>7964</b>

STATE REPRESENTATIVE DISTRICT 55B	IR	DFL
	DAVE RACER	BETTY MC COLLUM
County		
Ramsey	5069	6824
<b>TOTAL</b>	<b>5069</b>	<b>6824</b>

STATE REPRESENTATIVE DISTRICT 56B	IR	DFL
	PEG LARSEN	PAMELA NEARY
County		
Washington	9777	8391
<b>TOTAL</b>	<b>9777</b>	<b>8391</b>

STATE REPRESENTATIVE DISTRICT 57B	IR	DFL
	GARY GOTT FRIED	SHARON MARKO
County		
Washington	5126	7963
<b>TOTAL</b>	<b>5126</b>	<b>7963</b>



STATE REPRESENTATIVE DISTRICT 58A	IR MARK A. HATCHER	DFL JAMES I. RICE	IND CAROL ANN WHITE
County Hennepin	2469	4818	2293
<b>TOTAL</b>	<b>2469</b>	<b>4818</b>	<b>2293</b>

STATE REPRESENTATIVE DISTRICT 59A	IR GERRY MACHOWICZ	DFL JOHN SARNA
County Hennepin	3875	7373
<b>TOTAL</b>	<b>3875</b>	<b>7373</b>

STATE REPRESENTATIVE DISTRICT 60A	DFL DEE LONG	IND BETSY WHITBECK
County Hennepin	7465	6293
<b>TOTAL</b>	<b>7465</b>	<b>6293</b>

STATE REPRESENTATIVE DISTRICT 58B	IR DONNA MEIGS	DFL RICHARD "JEFF" JEFFERSON
County Hennepin	829	3348
<b>TOTAL</b>	<b>829</b>	<b>3348</b>

STATE REPRESENTATIVE DISTRICT 59B	IR DOUGLAS NEMEC	DFL PHYLLIS KAHN
County Hennepin	2950	6371
<b>TOTAL</b>	<b>2950</b>	<b>6371</b>

STATE REPRESENTATIVE DISTRICT 60B	IR GENE NAFTULYEV	DFL MYRON ORFIELD
County Hennepin	3281	10932
<b>TOTAL</b>	<b>3281</b>	<b>10932</b>

STATE REPRESENTATIVE DISTRICT 61A	IR MARILYN JACKSON	DFL KAREN CLARK
County Hennepin	1175	4333
<b>TOTAL</b>	<b>1175</b>	<b>4333</b>

STATE REPRESENTATIVE DISTRICT 62A	IR MATTHEW HAAPOJA	DFL LEE GREENFIELD
County Hennepin	2790	8548
<b>TOTAL</b>	<b>2790</b>	<b>8548</b>

STATE REPRESENTATIVE DISTRICT 63A	IR VIC HARVATH	DFL JEAN WAGENIUS
County Hennepin	5647	10712
<b>TOTAL</b>	<b>5647</b>	<b>10712</b>

STATE REPRESENTATIVE DISTRICT 61B	IR BOB LAGUBAN	DFL LINDA WEJCMAN
County Hennepin	1226	5635
<b>TOTAL</b>	<b>1226</b>	<b>5635</b>

STATE REPRESENTATIVE DISTRICT 62B	IR JOHN C. POVEJSIL	DFL WES SKOGLUND
County Hennepin	4255	9437
<b>TOTAL</b>	<b>4255</b>	<b>9437</b>

STATE REPRESENTATIVE DISTRICT 63B	IR PAUL A. HINTERMEYER	DFL EDWINA GARCIA
County Hennepin	5231	7657
<b>TOTAL</b>	<b>5231</b>	<b>7657</b>

STATE REPRESENTATIVE DISTRICT 64A	IR CHRIS LONGLEY	DFL MATT ENTENZA
County Ramsey	5055	9638
<b>TOTAL</b>	<b>5055</b>	<b>9638</b>

STATE REPRESENTATIVE DISTRICT 65A	IR DAVID HASPEL	DFL ANDY DAWKINS
County Ramsey	1457	5735
<b>TOTAL</b>	<b>1457</b>	<b>5735</b>

STATE REPRESENTATIVE DISTRICT 66A	DFL TOM OSTHOFF
County Ramsey	6196
<b>TOTAL</b>	<b>6196</b>

## VOTE FOR PARTISAN OFFICES IN STATE LEGISLATIVE DISTRICTS BY PRECINCT NOVEMBER 8, 1994 GENERAL ELECTION

District 1A County KITTSON	VOTER REGISTRATION			U.S. SENATOR			U.S. REP. DISTRICT 7		STATE REP.		GOVERNOR & LT. GOV.		SECRETARY OF STATE		STATE AUDITOR		STATE TREASURER		ATTORNEY GENERAL		CONST. AMEND. 1	
	Persons registered as of 7:00 a.m. election day	Persons registered on election day	Total number of persons voting	IR ROD GRAMS	DFL ANN WYNIA	IP DEAN M. BARKLEY	IR BERNIE OMANN	DFL COLLIN C. PETERSON	IR ROB BOWEN	DFL JIM TUNHEIM	IR ARNE H. CARLSON AND JOANNE E. BENSON	DFL JOHN MARTY AND NANCY LARSON	IR DICK KIMBLER	DFL JOAN ANDERSON GROWE	IR JUDI DUTCHER	DFL DONALD M. MOE	IR JAMES C. (JIM) OLSON	DFL MICHAEL A. McGRATH	IR SHARON ANDERSON	DFL HUBERT H. HUMPHREY III	YES	NO
ARVESON TWP.	53	2	39	24	12	0	20	18	30	9	21	13	19	15	23	11	25	11	20	15	12	27
CANNON TWP.	16	0	14	2	7	5	3	11	6	8	4	9	1	12	2	11	2	11	2	10	6	8
CARIBOU TWP.	35	1	23	14	8	0	7	16	15	7	9	8	9	11	6	12	17	3	8	11	4	18
CLOW TWP.	23	0	17	10	6	1	8	9	14	3	14	2	9	7	10	6	9	6	6	9	6	10
DAVIS TWP.	45	1	39	16	21	0	8	31	14	23	19	18	13	23	13	21	14	20	8	29	8	28
DEERWOOD TWP.	95	13	72	33	33	3	33	36	48	23	42	25	33	33	33	31	33	28	24	41	23	45
DONALDSON	32	0	21	5	13	0	3	16	8	13	7	12	1	17	3	15	1	17	1	17	2	19
GRANVILLE TWP.	60	5	54	20	28	1	10	44	23	30	27	26	15	37	16	35	15	35	15	38	22	32
HALLOCK	769	60	671	330	305	15	226	439	351	313	366	277	219	428	278	364	297	321	196	445	227	432
HALLOCK TWP.	64	5	55	18	32	2	14	40	29	25	27	25	17	35	19	33	20	30	16	37	15	38
HALMA	47	6	38	24	7	3	12	24	28	7	28	7	22	11	18	16	25	9	23	12	14	22
HAMPDEN TWP.	36	1	35	17	18	0	7	28	16	19	17	15	12	23	11	23	16	19	10	24	9	23
HAZELTON TWP.	50	4	49	24	23	0	16	31	25	24	22	24	11	32	20	24	22	22	16	27	14	32
HILL TWP.	17	1	18	8	9	0	5	13	8	10	9	8	5	13	5	12	6	12	6	11	3	13
HUMBOLDT	36	6	27	16	9	2	11	16	18	9	16	10	11	16	12	15	13	13	12	15	14	12
JUPITER TWP.	99	9	95	47	46	0	14	81	40	55	43	36	36	55	42	51	46	40	33	53	25	67
KARLSTAD	484	34	357	171	160	3	154	195	228	124	201	121	135	189	158	156	167	139	117	198	113	224
KENNEDY	226	16	201	80	111	3	59	141	71	129	112	83	14	179	81	82	82	106	52	139	75	120
LAKE BRONSON	154	22	130	39	72	6	26	100	73	54	50	67	25	95	31	86	39	76	26	94	49	75
LANCASTER	206	18	165	70	81	5	52	112	101	63	70	82	50	105	62	93	71	80	48	106	65	92
MCKINLEY TWP.	18	0	16	5	4	1	5	9	7	8	4	7	2	8	1	6	4	3	2	8	0	12
NORTH RED RIVER	17	0	17	9	7	0	8	9	7	10	8	9	4	12	4	11	4	12	4	12	5	11
NORWAY TWP.	50	5	48	33	11	1	15	33	36	12	27	16	23	23	24	22	29	17	23	24	13	33
PELAN TWP.	35	5	25	16	8	1	6	19	14	11	13	11	13	12	13	12	15	9	12	12	7	17
PERCY TWP.	33	0	25	11	13	0	6	19	7	18	7	15	3	21	4	20	6	16	7	16	3	22
POPPLTON TWP.	70	3	58	29	25	1	18	39	34	22	30	27	21	31	23	30	22	31	17	36	24	33
RICHARDVILLE TWP.	70	1	41	18	17	0	5	35	19	22	23	14	15	23	13	21	14	20	7	31	10	29
ST. JOSEPH TWP.	44	0	32	10	21	0	3	27	11	21	10	21	9	21	6	23	9	21	6	24	9	18
ST. VINCENT	50	1	42	13	25	1	14	26	13	26	21	18	12	26	13	25	15	23	13	26	12	27
ST. VINCENT TWP.	72	3	56	38	18	0	29	27	42	14	35	19	31	25	35	20	34	21	28	28	22	29
SKANE TWP.	34	2	31	4	27	0	2	29	6	25	11	20	2	29	7	23	8	23	5	25	8	23
SOUTH RED RIVER	16	0	13	5	8	0	4	9	7	6	8	5	4	8	5	8	3	9	3	9	4	9
SPRING BROOK TWP.	50	5	51	29	20	1	19	31	36	15	29	19	25	25	28	22	31	17	25	23	8	40
SVEA TWP.	38	2	34	14	18	0	4	30	13	21	22	11	10	22	12	20	11	21	10	23	10	23
TEGNER TWP.	35	3	35	17	18	0	8	27	16	19	17	18	9	24	12	21	14	19	10	23	6	24
TEIEN TWP.	64	1	42	18	20	1	10	32	20	22	18	21	13	25	14	25	18	21	14	26	11	31



NEW MAINE TWP.	125	6	72	39	28	0	29	42	28	44	41	25	31	36	28	38	32	35	28	42	19	52
NEW SOLUM TWP.	150	11	103	59	37	3	37	65	37	61	54	37	43	53	41	53	47	41	36	60	32	70
PARKER TWP.	27	1	28	14	9	0	8	15	9	14	7	11	9	13	6	15	9	11	5	15	6	17
ROLLIS TWP.	93	6	81	38	34	3	23	56	38	41	33	43	26	49	25	48	23	46	17	56	20	55
SINNOTT TWP.	40	2	30	16	14	0	9	21	11	19	17	11	7	23	12	16	14	16	8	21	1	29
SPRUCE VALLEY TWP.	147	11	111	54	42	8	24	85	56	52	61	43	36	67	39	60	49	53	27	78	52	57
STEPHEN	446	13	328	142	160	8	77	244	137	185	154	156	93	214	112	189	115	178	80	231	102	212
STRANDQUIST	62	9	54	11	34	4	11	41	22	30	20	28	9	40	11	36	16	35	12	37	25	27
TAMARAC TWP.	73	2	56	32	22	1	11	45	20	35	28	25	15	39	13	39	15	33	9	43	15	39
THIEF LAKE TWP.	42	1	37	15	20	2	4	33	10	27	24	13	4	33	9	27	12	24	5	30	9	28
VALLEY TWP.	126	4	88	58	28	1	29	59	51	35	63	22	44	41	45	38	54	29	39	42	18	70
VELDT TWP.	14	0	14	9	4	0	8	6	9	5	7	6	6	8	6	8	5	5	5	7	2	12
WANGER TWP.	64	6	64	25	31	3	15	48	22	42	22	33	16	43	16	43	15	39	8	46	18	44
WEST VALLEY TWP.	92	4	56	33	18	2	12	42	21	34	27	19	22	30	17	27	24	23	12	36	14	42
WHITEFORD TWP.	33	3	26	6	13	3	6	20	9	17	16	8	6	18	7	14	10	11	5	21	12	13
WRIGHT TWP.	102	4	74	31	36	2	15	58	21	53	28	40	15	54	23	47	18	47	11	59	18	55
<b>County Totals:</b>	<b>4009</b>	<b>246</b>	<b>3248</b>	<b>1557</b>	<b>1427</b>	<b>79</b>	<b>921</b>	<b>2261</b>	<b>1303</b>	<b>1877</b>	<b>1540</b>	<b>1414</b>	<b>1030</b>	<b>1987</b>	<b>1105</b>	<b>1834</b>	<b>1197</b>	<b>1660</b>	<b>855</b>	<b>2103</b>	<b>1064</b>	<b>2081</b>

<b>Roseau</b>																							
BADGER	234	21	175	84	72	7	75	93	89	83	90	64	55	104	85	75	78	76	68	87	54	114	
BARNETT TWP.	93	8	79	32	39	4	19	57	22	56	37	37	20	56	23	51	20	54	16	59	37	41	
BARTO TWP.	92	4	66	26	36	1	18	48	23	43	24	37	15	48	24	36	21	40	17	47	19	46	
BEAVER TWP.	65	6	45	28	15	1	15	30	19	26	28	11	20	21	20	22	18	20	16	21	14	29	
CEDARBEND TWP.	140	15	96	63	26	1	38	58	50	45	55	31	42	47	46	40	44	42	45	41	25	69	
DEER TWP.	84	10	74	45	24	1	31	41	42	31	40	26	37	32	42	23	37	28	36	29	23	49	
DEWEY TWP.	79	3	63	41	18	2	16	45	26	35	34	26	25	37	25	33	31	26	25	34	27	36	
DIETER TWP.	125	2	90	49	34	4	34	55	45	44	52	31	30	57	42	40	38	45	33	51	28	61	
ENSTROM TWP.	319	49	240	142	85	5	106	132	121	115	130	86	97	130	112	104	114	106	101	123	71	168	
FALUN TWP.	157	0	134	67	58	2	34	98	47	84	67	58	41	88	50	77	49	76	46	81	52	79	
GOLDEN VALLEY TWP.	85	0	56	32	22	0	20	35	23	33	29	25	23	30	25	26	26	26	29	21	10	40	
GREENBUSH	508	43	407	200	172	16	131	266	197	201	195	188	128	256	178	202	170	209	134	253	147	247	
GRIMSTAD TWP.	131	6	109	66	39	3	46	62	50	58	65	35	46	59	54	46	56	47	42	57	45	64	
HEREIM TWP.	136	12	114	55	51	4	34	80	56	57	60	50	38	69	42	68	41	64	35	70	48	64	
HUSS TWP.	95	7	83	50	24	0	36	42	52	31	51	22	38	37	46	30	44	29	42	36	21	61	
JADIS TWP.	341	26	270	175	85	5	120	145	147	122	165	83	118	136	150	100	141	102	116	127	106	161	
LAKE TWP.	950	89	546	343	176	10	272	265	317	225	328	158	271	253	289	214	306	202	307	202	172	365	
LAONA TWP.	263	24	179	111	56	5	71	107	85	93	101	58	88	83	94	71	90	72	86	78	124	47	
LIND TWP.	48	2	37	28	8	0	14	23	17	20	23	12	19	17	22	12	19	14	22	11	8	28	
MALLUNG TWP.	234	0	179	90	78	2	70	106	86	92	84	65	65	102	81	83	65	87	62	93	73	106	
MICKINOCK TWP.	157	8	124	73	45	2	58	65	48	75	67	48	52	65	69	46	59	50	47	60	37	82	
MOOSE TWP.	66	12	64	36	23	2	21	41	29	35	38	24	22	37	28	27	27	27	25	35	17	43	
MORANVILLE TWP.	488	40	357	262	81	3	227	130	240	116	217	85	212	132	192	142	209	100	215	97	71	276	
NERESON TWP.	39	3	36	15	19	0	12	23	8	28	19	15	9	24	11	22	9	24	8	27	13	22	
PALMVILLE TWP.	29	1	28	17	9	1	16	12	16	12	14	8	14	12	13	13	13	13	11	16	7	20	
POHLITZ TWP.	24	1	18	10	6	2	11	7	7	11	7	9	9	9	8	8	9	7	11	11	4	13	
POLONIA TWP.	33	0	25	11	12	0	3	22	11	13	8	15	5	18	5	15	4	17	7	15	5	20	
POPLAR GROVE TWP.	50	5	38	15	22	0	5	33	8	29	10	24	7	30	6	30	7	29	7	27	11	27	
REINE TWP.	64	4	48	18	26	1	14	34	16	32	23	23	11	34	14	30	13	28	9	36	23	25	
ROOSEVELT	96	3	64	36	23	1	36	28	40	24	41	19	27	32	32	26	39	23	35	24	24	40	
ROSEAU	1484	150	1183	667	430	35	540	626	620	543	667	407	480	631	624	469	574	481	467	607	395	742	
ROSS TWP.	188	27	161	98	53	2	68	89	76	83	90	56	61	87	83	64	83	59	62	83	73	82	
SKAGEN TWP.	119	14	106	70	28	4	44	60	65	40	53	32	53	46	53	42	52	35	47	45	40	66	
SOLER TWP.	64	7	63	37	21	5	26	37	30	33	32	27	18	41	19	39	22	38	18	39	16	46	
SPRUCE TWP.	353	23	285	173	96	8	129	154	153	130	172	92	124	145	150	115	140	120	132	124	107	174	

STAFFORD TWP.	146	12	122	69	44	4	52	69	64	57	75	35	62	56	70	47	57	54	51	59	50	72
STOKES TWP.	99	12	84	35	46	0	22	60	21	62	42	39	22	59	25	53	22	55	22	56	40	42
STRATHCONA	22	0	19	12	6	1	8	11	10	9	9	7	11	8	8	8	12	6	12	7	5	14
WARROAD	892	57	489	294	166	10	246	234	269	213	290	149	218	246	264	186	252	186	265	175	154	318
<b>County Totals:</b>	<b>8592</b>	<b>706</b>	<b>6356</b>	<b>3675</b>	<b>2274</b>	<b>154</b>	<b>2738</b>	<b>3523</b>	<b>3245</b>	<b>3039</b>	<b>3532</b>	<b>2217</b>	<b>2633</b>	<b>3374</b>	<b>3124</b>	<b>2735</b>	<b>3010</b>	<b>2719</b>	<b>2725</b>	<b>3064</b>	<b>2196</b>	<b>3999</b>
District 1A Total	18340	1272	14214	7462	5767	330	5176	8792	6816	7186	7533	5458	5224	8150	6123	6877	6235	6505	5179	7859	4690	8976
% Of Voters			100	52.49	40.57	2.32	36.41	61.85	47.95	50.55	52.99	38.39	36.75	57.33	43.07	48.38	43.86	45.76	36.43	55.29	32.99	63.14

<b>District 1B</b>																						
<b>County</b>																						
<b>Marshall</b>																						
ALVARADO	196	16	162	82	68	7	50	109	109	50	94	54	68	82	78	77	87	66	60	96	62	96
BOXVILLE TWP.	37	0	30	12	16	0	10	20	19	11	22	8	11	19	7	22	10	18	6	24	10	20
COMSTOCK TWP.	86	11	84	55	25	1	41	41	62	21	51	26	29	46	34	37	37	32	19	53	34	48
MCCREA TWP.	189	7	150	91	48	4	37	112	116	33	84	53	65	81	68	71	75	64	51	91	54	92
OAK PARK TWP.	117	3	73	35	38	0	19	54	42	31	39	32	23	48	27	45	26	40	16	53	29	39
OSLO	191	1	115	46	65	1	26	89	55	59	53	55	35	76	37	72	39	68	24	85	49	64
VEGA TWP.	79	6	70	41	24	1	27	43	50	20	41	19	32	33	30	32	30	31	21	42	19	49
VIKING	63	2	43	25	11	3	15	28	26	16	25	13	19	23	15	23	19	16	13	22	10	32
VIKING TWP.	100	3	73	41	29	2	24	48	51	21	41	28	28	40	29	36	35	30	26	40	25	47
WARREN W-1	499	29	411	226	154	8	144	257	302	103	261	119	165	220	191	187	201	167	139	238	164	235
WARREN W-2	623	42	454	227	197	9	165	280	316	134	277	151	185	249	209	216	216	210	162	263	142	298
WARRENTON TWP.	56	2	41	25	12	3	11	30	34	7	28	10	19	21	18	15	20	16	15	21	13	27
<b>County Total:</b>	<b>2236</b>	<b>122</b>	<b>1706</b>	<b>906</b>	<b>687</b>	<b>39</b>	<b>569</b>	<b>1111</b>	<b>1182</b>	<b>506</b>	<b>1016</b>	<b>568</b>	<b>679</b>	<b>938</b>	<b>743</b>	<b>833</b>	<b>795</b>	<b>758</b>	<b>552</b>	<b>1028</b>	<b>611</b>	<b>1047</b>

<b>Pennington</b>																						
BLACK RIVER TOWNSHIP	52	5	41	24	12	3	20	21	22	19	23	14	18	19	25	13	22	14	16	19	9	31
BRAY TOWNSHIP	47	4	28	16	9	1	9	18	18	10	18	10	15	11	15	8	17	9	10	16	9	17
CLOVER LEAF TOWNSHIP	54	1	32	24	7	0	18	14	21	10	17	14	21	9	18	11	21	8	20	11	11	17
DEER PARK TOWNSHIP	84	0	64	24	37	1	14	49	29	35	27	32	16	41	19	39	16	38	19	41	23	37
GOODRIDGE CITY	75	2	48	23	22	0	18	30	24	24	21	22	16	29	17	25	18	24	14	31	18	23
GOODRIDGE TOWNSHIP	31	4	22	14	6	0	11	11	12	10	13	9	13	7	8	12	13	5	15	5	3	17
HICKORY TOWNSHIP	66	2	43	18	21	1	9	34	19	24	13	23	13	29	11	30	14	25	5	34	19	22
HIGHLAND TOWNSHIP	101	5	64	21	39	3	16	47	20	44	15	43	10	53	7	54	14	50	6	55	25	36
KRATKA TOWNSHIP	66	4	54	27	24	2	18	36	28	26	35	16	19	33	20	31	26	25	19	32	10	43
MAYFIELD TOWNSHIP	51	1	27	6	19	1	7	20	9	17	13	13	4	20	6	16	7	18	6	19	6	20
NORDEN TOWNSHIP	201	9	148	81	62	4	70	73	102	45	86	52	63	77	69	69	69	60	60	74	41	96
NORTH TOWNSHIP	411	29	290	154	121	7	115	169	161	127	177	100	105	168	126	142	142	127	91	184	94	181
NUMEDAL TOWNSHIP	58	0	36	16	15	3	10	26	20	16	18	8	8	23	12	19	10	21	7	23	8	25
POLK CENTRE TOWNSHIP	44	3	40	19	19	1	16	24	22	18	19	20	15	24	12	27	15	24	11	28	12	27
REINER TOWNSHIP	72	3	43	11	30	0	7	35	12	31	14	29	9	31	8	32	9	30	9	34	20	18
RIVER FALLS TOWNSHIP	114	10	87	45	38	0	36	50	41	43	47	31	39	44	50	30	38	38	36	42	28	54
ROCKSBURY TOWNSHIP EAST	320	21	226	115	100	3	78	145	112	111	131	84	85	131	89	118	109	101	67	146	72	148

VOTER REGISTRATION	U.S. SENATOR	U.S. REP. DISTRICT 7	STATE REP.	GOVERNOR & LT. GOV.	SECRETARY OF STATE	STATE AUDITOR	STATE TREASURER	ATTORNEY GENERAL	CONST. AMEND. 1
--------------------	--------------	----------------------	------------	---------------------	--------------------	---------------	-----------------	------------------	-----------------

Persons registered as of 7:00 a.m. election day	Persons registered on election day	Total number of persons voting	IR ROD GRAMS	DFL ANN WYNIA	IP DEAN M. BARKLEY	IR BERNIE OMANN	DFL COLLIN C. PETERSON	IR TIM FINSETH	DFL KEN MURPHY	IR ARNE H. CARLSON AND JOANNE E. BENSON	DFL JOHN MARTY AND NANCY LARSON	IR DICK KIMBLER	DFL JOAN ANDERSON GROWE	IR JUDI DUTCHER	DFL DONALD M. MOE	IR JAMES C. (JIM) OLSON	DFL MICHAEL A. McGRATH	IR SHAPON ANDERSON	DFL HUBERT H. HUMPHREY III	YES	NO
-------------------------------------------------	------------------------------------	--------------------------------	--------------	---------------	--------------------	-----------------	------------------------	----------------	----------------	-----------------------------------------	---------------------------------	-----------------	-------------------------	-----------------	-------------------	-------------------------	------------------------	--------------------	----------------------------	-----	----

ROCKSBURY TOWNSHIP WEST	309	26	219	125	83	7	102	116	126	91	110	98	91	118	113	89	116	83	90	107	78	136
SAINT HILAIRE CITY	155	8	91	43	39	3	27	61	38	50	41	42	21	61	23	59	32	53	22	64	38	44
SANDERS TOWNSHIP	153	11	114	68	38	4	38	75	68	45	64	42	39	67	47	55	53	45	39	64	28	80
SILVERTON TOWNSHIP	124	4	87	43	42	1	28	57	43	43	36	47	27	56	32	51	37	45	24	58	35	49
SMILEY TOWNSHIP	278	13	198	96	86	6	71	124	93	102	110	79	69	116	75	108	88	89	64	118	77	107
STAR TOWNSHIP	103	1	62	20	35	3	16	45	28	34	26	33	12	47	10	45	16	41	10	49	28	26
THIEF RIVER FALLS(1A)	451	31	276	141	120	10	104	166	150	123	168	100	97	161	115	136	126	116	73	188	104	165
THIEF RIVER FALLS(1B)	389	22	197	100	79	5	76	111	105	87	119	65	71	109	84	91	98	78	56	124	85	103
THIEF RIVER FALLS(2A)	435	58	319	156	144	9	122	192	148	168	180	121	120	184	129	161	150	135	95	203	87	212
THIEF RIVER FALLS(2B)	422	35	275	121	129	10	99	166	115	157	148	106	96	162	104	151	131	128	81	185	98	164
THIEF RIVER FALLS(3A)	402	42	204	92	94	6	63	137	79	124	103	87	51	135	57	134	69	111	45	148	56	134
THIEF RIVER FALLS(3B)	391	21	248	122	109	5	89	152	132	112	135	101	89	148	105	120	108	109	72	148	80	156
THIEF RIVER FALLS(4A)	454	35	299	138	138	11	107	183	152	142	146	133	104	176	123	146	134	135	100	174	95	188
THIEF RIVER FALLS(4B)	428	35	275	115	141	10	93	177	144	130	135	121	86	171	105	148	113	139	74	180	89	175
THIEF RIVER FALLS(5A)	474	36	350	186	158	1	123	221	160	184	204	132	108	223	160	170	152	168	101	229	126	210
THIEF RIVER FALLS(5B)	486	48	332	211	110	2	166	161	198	130	207	103	161	160	203	108	194	111	131	176	98	221
WYANDOTTE TOWNSHIP	56	3	45	19	25	0	8	35	24	21	20	22	11	29	15	25	13	25	12	30	20	21
<b>County Totals:</b>	<b>7357</b>	<b>532</b>	<b>4884</b>	<b>2434</b>	<b>2151</b>	<b>123</b>	<b>1804</b>	<b>2981</b>	<b>2475</b>	<b>2353</b>	<b>2639</b>	<b>1962</b>	<b>1722</b>	<b>2872</b>	<b>2012</b>	<b>2473</b>	<b>2190</b>	<b>2228</b>	<b>1500</b>	<b>3039</b>	<b>1630</b>	<b>3003</b>

<b>Polk</b>																							
ANGUS TWP.	90	3	63	32	29	0	22	41	40	23	35	25	21	41	24	33	34	27	18	44	27	29	
BELGIUM TWP.	55	4	37	17	16	2	15	22	19	18	18	17	16	20	10	22	19	16	16	20	15	20	
BRANDT TWP.	35	2	29	16	11	0	12	15	22	6	17	12	9	17	11	11	13	11	9	11	5	18	
BRISLET TWP.	39	0	28	18	9	0	12	16	22	5	20	8	17	10	19	7	19	7	18	10	9	17	
E.GRANDFORKS W-1	996	61	660	343	292	8	255	392	403	241	409	221	288	331	301	306	330	277	239	383	294	314	
E.GRANDFORKS W-2	721	41	386	155	201	9	119	253	165	206	180	178	115	238	122	223	133	206	93	265	156	162	
E.GRANDFORKS W-3	620	34	277	127	139	3	95	176	158	112	173	95	106	155	114	137	129	126	90	171	120	135	
E.GRANDFORKS W-4	820	59	499	240	240	6	180	307	263	219	296	168	189	283	208	252	219	224	161	304	204	244	
E.GRANDFORKS W-5	821	50	520	310	196	7	243	272	343	167	350	142	259	239	286	206	283	192	228	257	231	255	
ESTHER TWP.	110	7	57	36	18	1	29	27	38	17	34	17	29	25	34	18	36	17	28	25	17	33	
EUCLID TWP.	122	2	81	43	33	1	29	49	45	33	40	39	28	47	25	49	36	38	27	49	29	41	
FARLEY TWP.	40	1	31	19	12	0	11	19	22	9	19	12	10	21	14	16	17	14	10	20	9	17	
GRAND FORKS TWP.	125	4	81	45	33	1	29	50	50	30	53	24	37	41	43	32	44	30	34	40	22	54	
HELGELAND TWP.	36	2	28	13	14	0	8	19	16	12	12	12	9	17	12	14	11	13	3	21	13	13	
HIGDEM TWP.	59	1	31	18	13	0	6	25	23	8	19	8	7	22	10	18	13	15	7	23	10	20	
HUNTSVILLE TWP.	243	21	151	93	47	7	67	84	110	40	100	44	75	71	76	59	88	48	63	80	51	85	
KEYSTONE TWP.	55	0	33	21	10	1	16	17	21	11	20	9	13	18	18	13	16	14	14	18	9	21	
NORTHLAND TWP.	120	6	88	48	40	0	24	64	49	39	49	37	30	57	33	51	31	53	28	57	39	45	
RHINEHART TWP.	74	6	49	26	21	0	19	28	32	17	28	17	22	22	24	20	29	17	21	26	21	27	
SANDSVILLE TWP.	43	2	30	17	13	0	11	19	23	7	16	9	13	15	15	14	14	14	11	18	11	15	
SULLIVAN TWP.	93	4	53	34	17	2	19	34	41	12	38	9	32	18	29	16	28	15	23	23	16	33	
TABOR TWP.	85	1	63	20	40	1	7	55	39	24	34	28	13	49	13	46	17	40	10	49	29	28	
<b>County Totals:</b>	<b>5402</b>	<b>311</b>	<b>3275</b>	<b>1691</b>	<b>1444</b>	<b>49</b>	<b>1228</b>	<b>1984</b>	<b>1944</b>	<b>1256</b>	<b>1960</b>	<b>1131</b>	<b>1338</b>	<b>1757</b>	<b>1441</b>	<b>1563</b>	<b>1559</b>	<b>1414</b>	<b>1151</b>	<b>1914</b>	<b>1337</b>	<b>1626</b>	

<b>Red Lake</b>																							
BROOKS	90	2	64	49	11	1	42	21	48	13	36	13	42	14	42	14	44	9	42	15	19	41	
BROWNS CREEK TWP.	34	1	32	13	14	4	7	23	15	15	10	18	11	17	9	19	12	17	8	20	6	26	
EMARDVILLE TWP.	135	5	84	43	36	3	28	56	53	29	44	33	40	42	37	45	41	39	28	54	26	58	
EQUALITY TWP.	71	6	51	16	30	2	8	43	12	38	27	21	8	38	13	33	13	31	13	34	17	34	
GARNES TWP.	110	10	78	37	38	1	20	56	36	39	35	38	26	50	25	46	36	39	18	54	20	56	
GERVAIS TWP.	158	7	125	55	59	7	21	104	51	72	51	63	32	85	32	80	38	73	20	94	42	80	
LAKE PLEASANT TWP.	78	2	66	34	27	1	30	34	36	25	41	19	28	33	35	26	36	25	30	32	19	45	
LAMBERT TWP.	122	3	76	33	38	2	20	55	37	39	41	30	18	55	13	57	23	47	14	61	26	50	

LOUISVILLE TWP.	126	3	101	40	54	4	14	86	51	48	38	56	23	75	28	69	30	65	19	79	44	56
OKLEE	274	10	198	83	102	3	61	126	87	105	91	89	58	129	64	115	68	111	57	126	67	125
PLUMMER	193	13	146	69	67	3	41	105	77	67	76	59	50	91	46	92	69	71	49	94	46	98
POPLAR RIVER TWP.	101	11	88	66	16	2	40	46	59	28	51	25	52	28	47	31	54	26	45	33	25	60
RED LAKE FALLS 1	280	20	212	93	97	6	63	145	106	97	104	97	60	134	70	124	73	113	54	141	67	142
RED LAKE FALLS 2	281	22	229	116	98	6	68	156	127	91	123	92	76	132	89	117	91	110	66	144	86	133
RED LAKE FALLS 3	307	19	226	85	121	3	55	167	92	125	99	116	45	162	53	159	62	141	34	176	103	114
RED LAKE FALLS P-N	90	4	76	40	25	5	20	53	36	36	23	42	21	46	15	46	20	45	18	49	32	42
RED LAKE FALLS P-S	72	0	58	30	26	0	13	44	30	27	32	22	14	39	18	34	23	29	17	37	11	46
RIVER TWP.	40	0	31	14	16	0	5	26	13	18	15	15	5	26	8	23	11	18	4	27	12	19
TERREBONNE TWP.	115	2	82	35	41	3	18	63	48	33	43	32	15	61	20	53	35	41	13	65	37	45
WYLIE TWP.	56	1	43	14	27	1	3	40	12	29	12	30	5	36	9	31	7	36	5	35	12	31
<b>County Totals:</b>	<b>2733</b>	<b>141</b>	<b>2066</b>	<b>965</b>	<b>943</b>	<b>57</b>	<b>577</b>	<b>1449</b>	<b>1026</b>	<b>974</b>	<b>992</b>	<b>910</b>	<b>629</b>	<b>1293</b>	<b>673</b>	<b>1216</b>	<b>786</b>	<b>1086</b>	<b>554</b>	<b>1370</b>	<b>717</b>	<b>1301</b>
District 1B Total	17728	1106	11931	5996	5225	268	4178	7525	6627	5089	6607	4571	4368	6860	4869	6085	5330	5486	3757	7351	4295	6977
% Of Voters	100	100	100	50.26	43.79	2.25	35.02	63.07	55.54	42.65	55.38	38.31	36.61	57.50	40.81	51.00	44.67	45.98	31.49	61.61	36.00	58.48
District 1 Total	36068	2378	26145	13458	10992	598	9354	16317	-	-	14140	10029	9592	15010	10992	12962	11565	11991	8936	15210	8985	15953
% Of Voters	100	100	100	51.47	42.04	2.28	35.77	62.40	-	-	54.08	38.35	36.68	57.41	42.04	49.57	44.23	45.86	34.17	58.17	34.36	61.01

	VOTER REGISTRATION			U.S. SENATOR		U.S. REP DISTRICT 7		STATE REP.		GOVERNOR & LT. GOV.		SECRETARY OF STATE		STATE AUDITOR		STATE TREASURER		ATTORNEY GENERAL		CONST. AMEND. 1		
	Persons registered as of 7:00 a.m. election day	Persons registered on election day	Total number of persons voting	IR ROD GRAMS	DFL ANN WYNIA	IP DEAN M. BARKLEY	IR BERNIE OMANN	DFL COLLIN C. PETERSON	IR JIM OLSON	DFL BERNIE LIEDER	IR ARNE H. CARLSON AND JOANNE E. BERSON	DFL JOHN MARTY AND NANCY LARSON	IR DICK KIMBLER	DFL JOAN ANDERSON GROVE	IR JUDI DUTCHER	DFL DONALD M. MOE	IR JAMES C. (JIM) OLSON	DFL MICHAEL A. McGRATH	IR SHARON ANDERSON	DFL HUBERT H. HUMPHREY III	YES	NO
District 2A																						
County																						
Becker																						
ATLANTA TWP.	71	3	46	22	24	0	16	30	22	21	18	27	18	27	19	23	24	20	17	29	12	30
CUBA TWP.	139	1	84	46	35	2	27	57	44	38	52	30	28	55	36	44	47	36	31	53	18	55
HAMDEN TWP.	126	8	94	61	28	2	49	45	56	31	60	30	48	44	52	30	54	29	40	50	27	49
RICEVILLE TWP.	69	0	46	26	16	1	15	31	22	20	26	17	16	24	19	22	19	24	18	26	20	26
SPRING CREEK TWP.	79	3	59	33	24	0	25	31	29	27	33	20	21	36	22	33	28	25	16	36	14	45
WALWORTH TWP.	86	3	54	22	30	0	18	36	26	28	17	30	18	35	20	33	21	29	13	37	14	29
<b>County Totals:</b>	<b>570</b>	<b>18</b>	<b>383</b>	<b>210</b>	<b>157</b>	<b>5</b>	<b>150</b>	<b>230</b>	<b>199</b>	<b>165</b>	<b>206</b>	<b>154</b>	<b>149</b>	<b>221</b>	<b>168</b>	<b>185</b>	<b>193</b>	<b>163</b>	<b>135</b>	<b>231</b>	<b>105</b>	<b>234</b>

	Persons registered as of 7:00 a.m. election day	Persons registered on election day	Total number of persons voting	IR ROD GRAMS	DFL ANN WYNIA	IP DEAN M. BARKLEY	IR BERNIE OMANN	DFL COLLIN C. PETERSON	IR JIM OLSON	DFL BERNIE LIEDER	IR ARNE H. CARLSON AND JOANNE E. BERSON	DFL JOHN MARTY AND NANCY LARSON	IR DICK KIMBLER	DFL JOAN ANDERSON GROVE	IR JUDI DUTCHER	DFL DONALD M. MOE	IR JAMES C. (JIM) OLSON	DFL MICHAEL A. McGRATH	IR SHARON ANDERSON	DFL HUBERT H. HUMPHREY III	YES	NO
District 2A																						
County																						
Clay																						
FELTON	122	3	75	28	45	0	19	54	30	43	39	33	23	49	25	46	30	43	21	51	30	34
FELTON TWP.	79	4	54	31	21	0	27	27	23	29	34	17	21	29	23	22	23	23	17	29	19	30
FLOWING TWP.	67	1	47	15	30	1	6	40	15	30	28	15	12	31	11	33	15	27	6	38	21	20
GEORGETOWN	65	5	39	23	14	0	13	24	13	22	26	8	13	19	15	16	18	13	12	23	16	15
GEORGETOWN TWP.	125	7	78	43	33	2	30	48	32	45	52	24	28	49	37	38	40	33	15	60	24	45
GOOSE PRAIRIE TWP.	107	3	62	27	32	1	22	40	27	33	30	29	22	39	25	32	29	27	15	44	23	36
HAGEN TWP.	98	4	54	27	26	1	20	33	29	24	31	23	21	31	22	27	23	27	17	36	15	31
KEENE TWP.	95	5	57	21	33	1	13	43	16	38	24	29	10	46	16	36	19	33	12	45	14	34
KRAGNES TWP.	194	9	131	85	32	2	64	55	85	27	95	17	62	47	74	33	80	27	47	60	36	61
MORKEN TWP.	131	0	90	56	32	2	30	59	50	35	74	15	41	45	38	44	52	31	30	58	20	59
ULEN	251	22	155	67	78	2	45	109	80	65	98	46	52	94	60	84	70	67	36	111	46	75

ULEN TWP.	100	0	56	23	28	0	13	40	22	30	31	19	18	33	22	28	25	24	13	38	11	37
VIDING TWP.	81	7	47	18	26	1	11	36	18	27	30	15	13	33	16	25	17	21	8	36	18	26
<b>County Totals:</b>	<b>1515</b>	<b>70</b>	<b>945</b>	<b>464</b>	<b>430</b>	<b>13</b>	<b>313</b>	<b>608</b>	<b>440</b>	<b>448</b>	<b>592</b>	<b>290</b>	<b>336</b>	<b>545</b>	<b>384</b>	<b>464</b>	<b>441</b>	<b>396</b>	<b>249</b>	<b>629</b>	<b>293</b>	<b>503</b>

<b>Mahnomen</b>																							
BEJOU	61	0	52	19	27	3	17	34	22	29	27	20	10	37	12	35	20	29	16	34	19	30	
BEJOU TWP.	73	2	53	20	30	1	19	34	17	36	28	24	14	38	16	32	17	35	13	37	16	37	
CHIEF TWP.	96	4	65	32	28	1	29	34	29	33	31	29	19	40	21	34	22	31	17	40	24	41	
GREGORY TWP.	77	1	49	20	21	5	18	31	20	29	22	21	15	29	15	30	17	27	9	35	21	27	
MAHNOMEN	789	40	606	286	270	15	264	330	275	297	365	190	221	309	262	281	330	213	183	369	246	327	
MARSH CREEK TWP.	84	1	53	36	15	2	24	29	30	23	32	10	21	29	23	24	34	12	19	28	13	40	
PEMBINA TWP.	316	14	243	124	105	7	109	131	115	120	130	83	98	131	101	115	111	106	78	146	93	144	
POPPLE GROVE TWP.	98	2	71	35	31	2	31	40	34	34	27	29	26	41	32	36	27	31	14	44	17	54	
ROSEDALE TWP.	109	2	77	57	16	3	42	33	59	17	51	20	46	27	47	23	56	16	39	33	30	43	
WAUBUN	258	10	148	71	72	3	64	84	65	78	81	60	51	93	67	76	69	72	43	97	46	102	
<b>County Totals:</b>	<b>1961</b>	<b>76</b>	<b>1417</b>	<b>700</b>	<b>615</b>	<b>42</b>	<b>617</b>	<b>780</b>	<b>666</b>	<b>696</b>	<b>794</b>	<b>486</b>	<b>521</b>	<b>774</b>	<b>596</b>	<b>686</b>	<b>703</b>	<b>572</b>	<b>431</b>	<b>863</b>	<b>525</b>	<b>845</b>	

<b>Norman</b>																							
ADA W-1	501	60	398	195	167	13	157	232	155	224	243	122	128	230	172	181	200	153	113	248	126	215	
ADA W-2	675	71	537	262	243	14	207	316	195	324	340	168	175	335	213	287	260	223	131	360	190	296	
ANTHONY TWP.	62	5	47	32	15	0	24	23	20	27	35	11	18	24	23	20	31	12	16	28	17	29	
BEAR PARK TWP.	137	3	97	30	62	4	22	75	25	72	40	55	20	76	29	64	30	63	16	80	32	63	
BORUP	76	7	59	22	33	2	15	44	24	35	27	30	15	44	21	35	23	34	17	42	24	33	
FLOM TWP.	143	4	97	31	63	2	29	68	35	61	46	42	22	72	32	62	37	52	16	75	39	58	
FOSSUM TWP.	120	2	73	35	34	3	23	48	27	46	36	29	22	45	28	37	34	31	20	49	25	45	
GARY	139	2	105	39	58	1	32	73	43	61	53	44	25	75	40	59	43	52	24	78	51	52	
GOOD HOPE TWP.	42	4	34	15	16	2	14	20	9	25	19	14	11	20	9	22	15	16	7	25	15	16	
GREEN MEADOW TWP.	90	5	76	27	45	4	19	56	19	56	30	38	22	48	20	44	17	48	11	61	26	48	
HALSTAD	365	21	261	126	121	3	101	156	105	141	169	81	91	157	99	137	123	112	83	149	82	179	
HALSTAD TWP.	106	5	89	56	28	2	42	47	41	47	59	25	41	41	45	35	53	29	30	54	41	48	
HEGNE TWP.	46	3	42	27	15	0	19	23	23	18	26	13	19	21	22	17	28	11	19	19	15	27	
HENDRUM	175	7	110	47	52	2	41	68	43	61	62	34	40	58	41	55	52	44	33	66	48	49	
HENDRUM TWP.	102	10	72	33	35	0	27	42	31	37	52	14	26	41	29	35	35	26	20	48	25	42	
HOME LAKE TWP.	107	1	73	29	43	1	25	47	26	47	34	33	18	51	22	48	28	40	16	52	22	51	
LAKE IDA TWP.	99	13	94	44	46	4	27	67	38	55	53	38	30	60	36	54	43	47	25	65	32	62	
LEE TWP.	104	5	63	20	42	1	12	51	17	46	32	29	14	49	18	43	24	37	11	52	18	43	
LOCKHART TWP.	56	3	38	20	13	3	19	18	20	17	26	11	10	25	17	14	23	12	12	22	12	25	
MCDONALDSVILLE TWP.	147	11	119	70	45	2	45	73	60	57	88	29	53	63	63	48	66	42	55	62	46	73	
MARY TWP.	70	7	58	21	32	1	14	42	17	38	33	18	16	38	17	36	21	29	9	43	20	36	
PERLEY	74	4	48	18	30	0	16	31	12	35	26	20	13	34	12	34	20	24	9	37	18	28	
PLEASANT VIEW TWP.	94	4	82	39	37	2	37	43	32	44	40	36	30	44	32	43	41	30	19	55	24	55	
ROCKWELL TWP.	59	3	42	25	16	0	27	15	22	20	21	16	21	18	23	18	23	13	17	22	6	36	
SHELLY	155	7	100	49	46	2	45	55	36	64	67	32	35	64	41	51	52	43	35	62	36	62	
SHELLY TWP.	96	5	68	29	36	1	17	51	23	45	45	20	19	45	29	36	31	34	20	46	28	38	
SPRING CREEK TWP.	43	2	23	8	14	0	8	15	10	13	11	12	8	15	10	12	13	9	6	16	8	15	
STRAND TWP.	93	2	53	22	27	4	12	41	18	34	29	20	11	39	16	30	22	28	6	46	24	28	
SUNDAL TWP.	85	2	55	21	28	3	18	37	25	29	24	24	16	39	15	33	19	31	10	42	12	41	
TWIN VALLEY	496	13	330	137	168	8	129	197	144	174	192	114	97	208	126	177	140	155	93	216	115	200	
WAWKON TWP.	104	2	84	28	54	2	21	63	19	61	37	45	13	69	21	57	27	53	13	66	29	52	
WILD RICE TWP.	172	5	125	65	51	7	52	73	58	60	81	35	53	64	61	55	63	54	47	70	53	69	
WINCHESTER TWP.	56	4	41	16	21	2	9	31	14	26	24	13	7	30	11	26	12	23	7	32	15	26	
<b>County Totals:</b>	<b>4889</b>	<b>302</b>	<b>3593</b>	<b>1638</b>	<b>1736</b>	<b>95</b>	<b>1305</b>	<b>2241</b>	<b>1386</b>	<b>2100</b>	<b>2099</b>	<b>1265</b>	<b>1139</b>	<b>2242</b>	<b>1393</b>	<b>1905</b>	<b>1649</b>	<b>1610</b>	<b>966</b>	<b>2388</b>	<b>1274</b>	<b>2140</b>	



396

(2A)

Polk																						
ANDOVER TWP.	93	1	60	43	15	2	30	29	21	39	33	18	28	31	34	26	37	16	28	29	10	45
BADGER TWP.	90	0	61	28	26	1	24	36	34	24	29	28	20	37	26	31	25	29	22	36	13	41
BELTRAMI	80	3	56	15	35	2	9	43	15	38	25	25	12	40	16	36	21	30	9	43	19	30
BYGLAND TWP.	176	9	100	44	49	3	27	72	37	60	60	38	39	56	36	57	50	43	33	63	33	56
CLIMAX	151	9	98	24	68	4	20	77	16	81	34	57	22	70	22	68	31	60	12	80	38	44
CROOKSTON W-1	525	33	340	147	167	10	140	189	86	250	184	136	110	216	115	194	157	151	96	223	122	187
CROOKSTON W-2	525	36	324	168	149	4	132	189	85	237	219	93	139	180	141	171	185	120	122	185	131	167
CROOKSTON W-3	548	35	366	166	180	8	137	224	99	264	181	167	116	235	144	198	168	175	100	244	110	213
CROOKSTON W-4	563	26	346	145	172	12	130	209	78	263	155	169	95	232	122	202	137	171	81	241	135	174
CROOKSTON W-5	503	20	330	153	156	10	116	207	83	243	174	146	100	213	133	175	151	152	92	227	98	175
CROOKSTON W-6	633	32	432	193	210	11	167	256	94	328	233	174	141	265	166	241	206	189	130	284	142	227
CROOKSTON W-7	541	23	352	160	152	15	128	219	85	266	195	131	112	210	124	192	160	151	90	230	140	166
CROOKSTON W-8	584	17	372	147	184	17	123	240	71	293	172	169	82	264	84	260	134	201	79	265	132	192
CROOKSTON TWP.	323	12	217	123	83	8	97	118	64	150	111	93	87	121	106	102	111	87	77	127	67	132
ERSKINE	259	13	199	94	88	8	87	105	80	115	115	77	70	113	76	108	91	82	60	129	49	97
FAIRFAX TWP.	135	11	86	46	35	4	36	48	24	60	51	31	33	48	38	43	40	36	30	49	26	53
FANNY TWP.	61	0	45	24	20	1	14	31	14	31	19	21	9	34	16	27	18	24	10	31	20	22
FERTILE	499	46	386	175	190	10	170	210	166	209	236	134	142	225	153	209	215	147	128	238	111	221
FISHER	236	10	151	79	66	3	77	72	68	81	93	49	61	80	79	63	94	49	60	81	61	81
FISHER TWP.	99	5	65	43	21	1	33	32	28	36	45	20	30	33	35	24	39	21	33	29	27	35
GARDEN TWP.	140	5	82	30	49	1	26	55	26	56	45	35	21	57	32	45	38	36	16	63	18	60
GARFIELD TWP.	223	16	148	55	91	1	52	95	49	99	71	72	44	102	52	88	63	80	36	102	39	91
GENTILLY TWP.	217	8	133	60	62	7	40	93	32	101	64	65	38	90	41	84	49	74	44	84	47	76
GODFREY TWP.	183	9	132	69	53	4	65	65	60	69	84	38	52	76	61	63	63	56	42	81	38	84
GROVE PARK-TILDEN TWP.	156	20	114	58	44	3	42	68	51	58	64	36	36	65	39	57	51	46	37	65	33	62
HAMMOND TWP.	32	3	27	14	12	1	8	19	6	21	17	8	9	18	10	17	13	13	6	19	6	16
HUBBARD TWP.	66	2	48	28	17	2	20	28	19	29	31	17	19	29	23	23	32	13	20	26	11	32
KERTSONVILLE TWP.	77	0	65	35	27	2	23	41	26	39	22	34	22	40	23	34	29	26	25	31	20	42
KING TWP.	117	2	83	45	32	3	29	53	45	36	52	28	32	43	38	37	46	32	29	47	26	45
KNUTE TWP.	247	9	184	103	70	2	79	103	90	87	110	64	70	104	79	91	98	66	62	108	53	119
LIBERTY TWP.	79	0	49	29	17	0	17	31	15	34	33	15	18	27	22	23	23	21	12	34	12	31
LOWELL TWP.	129	4	99	67	24	3	47	50	49	49	71	21	53	41	53	39	67	24	48	44	32	59
MCINTOSH	387	23	303	157	122	5	143	151	152	139	176	103	109	172	134	146	184	97	97	186	77	180
MENTOR	124	13	98	29	57	5	29	66	25	69	50	42	25	66	25	59	30	55	21	70	34	53
NESBIT TWP.	67	3	40	26	13	0	22	17	17	22	27	12	17	20	22	16	26	11	19	20	8	27
NIELSVILLE	56	1	40	19	15	2	15	24	13	25	29	8	12	24	11	26	13	22	12	24	14	21
ONSTAD TWP.	62	3	43	26	14	1	18	23	20	21	25	13	20	22	20	19	22	15	13	24	8	31
PARNELL TWP.	48	2	32	22	8	1	15	16	13	19	21	10	15	15	15	17	17	14	13	18	8	20
REIS TWP.	48	1	38	16	21	0	7	31	12	26	17	18	11	25	17	20	17	17	10	23	4	26
ROOME TWP.	126	7	87	51	32	2	39	47	29	58	56	30	33	50	41	38	46	33	31	49	21	58
RUSSIA TWP.	22	0	19	8	10	1	3	16	6	13	9	7	8	11	7	10	10	9	4	14	6	11
SCANDIA TWP.	57	1	49	37	10	0	34	15	38	11	33	6	35	13	40	8	33	7	24	14	5	43
SLETTEN TWP.	100	5	67	35	24	3	30	36	40	24	48	17	23	41	32	26	37	20	29	34	12	49
TYNSID TWP.	48	0	36	15	18	1	11	25	10	26	13	18	13	23	15	18	16	17	8	23	11	25
VINELAND TWP.	62	4	47	18	27	1	15	32	12	35	24	21	16	29	13	30	14	28	11	32	17	26
WINGER	100	8	74	39	29	0	32	40	39	32	47	23	29	38	35	35	41	26	27	43	26	40
WINGER TWP.	101	8	85	53	27	2	44	38	53	31	53	29	38	42	42	39	51	30	38	43	23	50
WOODSIDE TWP.	210	24	144	67	73	3	67	74	63	78	76	58	51	83	49	85	71	58	51	84	49	82
<b>County Totals:</b>	<b>9908</b>	<b>522</b>	<b>6752</b>	<b>3230</b>	<b>3064</b>	<b>190</b>	<b>2669</b>	<b>3958</b>	<b>2258</b>	<b>4375</b>	<b>3732</b>	<b>2624</b>	<b>2317</b>	<b>4069</b>	<b>2657</b>	<b>3620</b>	<b>3270</b>	<b>2880</b>	<b>2079</b>	<b>4239</b>	<b>2142</b>	<b>3817</b>
District 2A Total	18843	988	13090	6242	6002	345	5054	7817	4949	7784	7423	4816	4462	7851	5198	6860	6256	5621	3860	8350	4339	7539
% Of Voters			100	47.69	45.85	2.64	38.61	59.72	37.81	59.47	56.71	36.79	34.09	59.98	39.71	52.41	47.79	42.94	29.49	63.79	33.15	57.59

District 2B  
County

	VOTER REGISTRATION			U.S. SENATOR		U.S. REP. DISTRICT 7		STATE REP.		GOVERNOR & LT. GOV.		SECRETARY OF STATE		STATE AUDITOR		STATE TREASURER		ATTORNEY GENERAL		CONST. AMEND. 1		
	Persons registered as of 7:00 a.m. election day	Persons registered on election day	Total number of persons voting	IR ROD GRAMS	DFL ANN WYNIA	IP DEAN M. BARKLEY	IR BERNIE OMANN	DFL COLLIN C. PETERSON	IR LYLE DAKEN	DFL EDGAR OLSON	IR ARNE H. CARLSON AND JOYANNE E. BENSON	DFL JOHN MARTY AND NANCY LARSON	IR DICK KIMBLER	DFL JOAN ANDERSON GROWE	IR JUDI DUTCHER	DFL DONALD M. MOE	IR JAMES C. (JIM) OLSON	DFL MICHAEL A. McGRATH	IR SHARON ANDERSON	DFL HUBERT H. HUMPHREY III	YES	NO
Becker																						
CALLAWAY	95	9	62	30	26	2	24	36	22	35	35	21	17	41	20	36	19	32	15	40	17	37
CALLAWAY TWP.	167	13	116	67	45	1	39	77	46	64	51	48	46	68	47	53	51	53	37	75	26	76
CARSONVILLE TWP.	121	4	72	33	32	3	36	34	27	32	34	27	23	42	23	36	28	32	24	42	23	43
EAGLE VIEW TWP.	82	2	40	21	18	0	15	25	15	24	28	12	17	23	12	25	18	20	12	25	20	19
EVERGREEN TWP.	154	9	95	56	34	2	41	54	51	39	58	23	41	50	41	42	40	39	30	52	28	61
FOREST TWP.	61	6	58	29	28	1	26	29	27	29	35	22	24	33	29	27	25	28	19	35	25	32
GREEN VALLEY TWP.	178	11	110	60	44	1	47	58	49	45	56	48	43	57	42	52	48	43	28	66	27	69
HEIGHT OF LAND TWP.	377	23	272	173	80	10	135	131	135	114	173	72	119	134	134	115	139	93	99	136	84	148
HOLMESVILLE TWP.	260	19	207	111	81	10	71	134	95	94	126	68	78	114	90	91	98	86	80	108	61	119
MAPLE GROVE TWP.	157	7	78	37	37	0	28	46	29	45	47	28	25	45	26	42	34	37	27	45	33	30
OGEMA	92	0	52	25	25	2	23	29	15	31	32	15	12	35	16	28	19	23	16	32	21	17
OSAGE TWP.	420	18	253	133	98	9	114	134	106	119	133	95	98	131	103	118	110	103	78	160	89	145
PINE POINT TWP.	156	9	85	27	52	0	28	56	21	53	37	41	19	59	20	46	19	44	12	61	22	46
RICHWOOD TWP.	325	11	227	120	99	1	92	131	101	111	131	74	78	138	95	113	97	109	63	147	80	123
ROUND LAKE TWP.	107	5	62	38	22	2	30	31	33	23	44	14	27	30	32	21	30	19	29	29	23	30
RUNEBERG TWP.	209	11	134	76	47	9	59	74	56	66	73	52	53	77	52	62	59	60	49	77	44	84
SAVANNAH TWP.	96	6	71	38	27	3	37	33	33	32	47	22	28	38	28	30	33	29	26	38	30	39
SHELL LAKE TWP.	174	8	109	56	50	2	23	84	37	60	53	47	32	64	27	63	40	55	26	70	25	71
SILVER LEAF TWP.	232	10	133	77	48	2	50	82	59	69	80	44	44	80	52	65	58	53	35	86	35	78
SPRUCE GROVE TWP.	225	6	149	89	54	5	59	89	79	66	87	49	63	71	76	58	83	43	54	75	56	75
SUGAR BUSH TWP.	241	4	124	47	64	2	42	82	32	80	63	51	39	82	25	78	39	65	21	72	25	69
TOAD LAKE TWP.	268	11	196	102	79	5	66	123	83	90	113	67	68	112	78	92	88	77	54	126	63	104
TWO INLETS TWP.	137	11	107	66	38	0	41	61	56	38	67	30	46	52	45	33	50	34	24	68	38	59
WHITE EARTH TWP.	325	10	144	68	59	4	57	83	50	80	79	49	46	89	55	66	45	73	41	85	49	64
WOLF LAKE	36	2	31	20	11	0	18	13	18	13	16	8	16	12	19	10	14	9	9	15	8	19
WOLF LAKE TWP.	117	4	78	63	15	0	47	30	51	21	49	12	42	31	41	27	38	18	26	33	11	60
County Totals:	4812	229	3065	1662	1213	76	1248	1759	1326	1473	1747	1039	1144	1708	1228	1429	1322	1277	934	1798	963	1717

Beltrami

ALASKA TWP.	148	9	103	32	56	8	39	59	30	62	44	51	30	62	32	57	35	53	29	62	43	58
BATTLE TWP.	28	2	21	10	10	0	7	14	10	10	12	9	7	14	8	12	8	13	5	16	9	11
BENVILLE TWP.	66	3	45	22	19	2	10	34	14	29	24	18	12	32	18	27	16	24	11	31	14	29
BLACKDUCK	383	27	233	123	90	7	121	105	104	109	146	72	106	115	114	96	115	90	90	119	94	130
BUZZLE TWP.	159	10	135	70	42	9	58	66	67	50	58	54	56	62	55	55	61	53	42	68	53	69
CORMANT TWP.	105	5	83	58	20	3	43	36	54	28	54	21	41	36	51	28	50	26	36	38	32	43
DURAND TWP.	74	10	58	29	24	3	27	28	21	32	38	17	20	34	21	31	21	30	17	38	27	29
FUNKLEY	14	0	9	3	6	0	2	7	2	7	3	6	2	7	3	6	3	6	3	6	4	4
HAGAL TWP.	179	7	128	67	51	6	55	73	62	61	65	53	48	74	46	65	50	55	43	71	53	66
HAMRE TWP.	20	3	12	3	8	0	2	10	2	10	3	9	3	8	2	10	3	9	1	10	2	8
HINES TWP.	339	14	223	131	78	7	114	105	116	97	111	87	109	100	107	96	112	79	92	112	94	122
HORNET TWP.	103	3	65	43	19	3	20	42	38	26	32	29	30	29	28	31	30	30	19	37	35	26

398  
(2B)

KELLIHER	161	14	100	52	37	4	44	50	39	55	47	46	25	59	31	52	39	45	27	64	37	53
KELLIHER TWP.	79	3	58	36	16	5	34	24	35	21	29	19	26	27	31	21	29	21	26	29	25	29
LANGOR TWP.	86	4	54	37	11	3	31	23	35	18	28	22	25	23	27	20	29	19	29	25	17	33
LEE TWP.	35	1	16	6	10	0	5	11	3	11	6	10	4	12	5	10	5	10	5	11	4	11
LIBERTY TWP.	284	26	219	117	88	8	96	121	104	105	100	95	84	122	90	104	98	95	71	127	89	125
MAPLE RIDGE TWP.	60	3	39	17	19	0	15	24	14	22	10	27	9	25	10	25	12	19	10	27	22	17
MINNIE TWP.	8	0	8	0	8	0	2	2	0	8	1	7	0	8	1	7	0	8	1	7	1	6
NEBISH TWP.	171	9	133	54	68	2	39	88	44	84	44	76	31	92	33	88	44	75	29	90	54	72
O'BRIEN TWP.	46	0	25	20	4	1	17	8	13	10	18	4	14	6	16	8	16	7	7	12	12	13
PONEMAH PREC	378	18	178	9	160	4	15	157	17	152	21	149	11	156	11	149	16	145	7	164	82	82
QUIRING TWP.	51	3	40	18	18	0	19	20	17	21	17	21	15	23	16	20	15	19	14	21	20	17
RED LAKE AGENCY PREC	857	51	323	33	276	3	35	283	30	278	54	253	18	286	27	271	33	266	26	286	147	145
REDBY PREC	392	25	170	14	152	0	19	148	14	148	25	138	8	153	12	151	11	150	8	156	81	80
ROOSEVELT TWP.	137	6	103	25	70	3	23	76	20	77	30	61	18	78	23	67	18	70	11	80	44	53
SHOOKS TWP.	114	6	79	59	15	0	46	31	53	26	42	23	32	34	35	27	39	19	29	34	31	43
SHOTLEY TWP.	45	3	37	13	20	2	6	30	9	26	12	18	11	23	13	19	11	21	8	23	17	17
SPRUCE GROVE TWP.	50	0	29	13	15	0	9	19	8	17	18	10	9	19	8	17	14	13	7	16	4	22
STEENERSON TWP.	26	0	17	10	5	2	2	15	3	13	4	13	5	11	2	14	3	14	2	14	6	6
SUMMIT TWP.	137	8	102	83	13	2	62	38	59	39	63	29	62	35	64	30	67	21	46	40	34	58
UNORG. DIST. #1	28	1	23	11	11	0	10	12	6	16	10	11	9	13	9	14	12	11	10	13	7	14
UNORG. DIST. #2	16	0	9	6	2	1	2	7	3	6	1	8	2	7	2	5	2	4	1	8	1	7
WASKISH TWP.	81	3	58	28	25	2	18	39	26	29	32	26	18	37	20	31	25	29	25	32	31	27
WOODROW TWP.	55	2	35	23	12	0	20	14	17	18	16	15	13	19	16	17	16	16	11	22	15	19
<b>County Totals:</b>	<b>4915</b>	<b>279</b>	<b>2970</b>	<b>1275</b>	<b>1478</b>	<b>90</b>	<b>1067</b>	<b>1819</b>	<b>1089</b>	<b>1721</b>	<b>1218</b>	<b>1507</b>	<b>913</b>	<b>1841</b>	<b>987</b>	<b>1681</b>	<b>1058</b>	<b>1565</b>	<b>798</b>	<b>1909</b>	<b>1241</b>	<b>1544</b>

**Clearwater**

BAGLEY CITY	721	43	472	247	185	20	229	231	185	269	261	176	187	257	205	229	210	217	162	275	165	281
BEAR CREEK TWP.	99	3	65	33	27	2	26	39	25	38	33	30	28	35	31	31	28	34	22	39	19	38
CLEARBROOK CITY	307	18	197	100	86	6	93	101	85	107	111	70	83	104	102	85	99	79	77	105	59	129
CLOVER TWP.	57	4	37	27	9	1	16	20	17	20	18	13	18	17	14	18	17	13	11	21	7	29
COPLEY TWP.	530	23	366	184	165	7	164	198	156	202	198	136	135	221	169	183	149	176	120	216	111	227
DUDLEY TWP.	135	7	89	60	23	2	44	43	49	39	50	30	45	37	39	39	43	32	33	46	37	50
EDDY TWP.	210	2	156	79	63	6	65	87	58	96	70	66	59	91	71	75	60	72	48	86	39	114
FALK TWP.	134	4	75	42	28	2	33	41	33	40	33	32	35	36	33	34	31	33	23	40	27	42
GONVICK CITY	186	23	145	77	53	5	55	86	37	105	78	57	46	82	57	70	67	62	56	80	70	69
GREENWOOD TWP.	70	2	52	26	26	0	20	32	18	34	22	24	21	28	20	28	21	27	23	26	6	43
HANGAARDTWP+NCLEARWATER	13	0	9	4	5	0	2	7	2	7	2	6	2	7	2	6	3	5	2	6	3	3
HOLST TWP.	166	6	122	46	65	5	31	85	35	78	62	49	39	70	40	67	39	62	40	68	39	80
ITASCA TWP + 143-36	97	2	63	36	23	4	30	33	26	37	36	24	25	37	33	27	30	26	22	36	18	42
LA PRAIRIE TWP.	158	12	88	35	48	1	35	52	34	51	40	41	27	57	28	52	33	48	25	60	40	42
LEON TWP.	184	17	129	81	38	2	65	61	65	58	83	40	68	52	72	42	71	40	55	57	23	106
LEONARD CITY	25	0	18	8	10	0	8	10	5	13	7	9	6	11	7	11	6	8	4	11	6	11
MINERVA TWP.	147	11	94	51	37	4	44	50	50	43	50	32	41	47	42	42	45	39	39	45	22	68
MOOSE CREEK TWP.	125	4	92	48	33	8	42	48	33	56	48	40	35	53	38	45	39	44	37	51	34	58
NORA TWP.	247	10	175	93	71	7	84	89	78	93	92	65	65	101	93	72	82	74	59	100	51	109
PINE LAKE TWP.	205	16	161	87	69	2	64	96	57	103	86	58	68	83	64	85	69	75	54	87	53	100
POPPLE TWP.	262	21	197	99	82	6	85	106	79	112	96	79	75	104	79	99	84	84	66	107	62	116
RICE TWP. + 143-37	66	0	40	33	7	0	31	9	30	9	29	9	25	13	30	7	24	10	21	14	8	26
SHEVLIN CITY	92	0	62	29	29	2	28	33	24	38	34	24	21	36	22	36	26	32	20	39	17	41
SHEVLIN TWP.	207	8	141	82	48	6	70	70	72	69	77	58	54	80	61	73	65	65	56	74	56	82
SINCLAIR TWP.	105	3	73	38	31	3	40	32	29	44	48	21	30	42	34	33	40	28	27	39	32	41
WINSOR TWP.	89	7	73	24	42	3	22	49	19	52	29	39	19	48	18	46	20	43	13	52	25	45
S. CLEARWATER 143-36	7	0	3	1	2	0	1	2	1	2	2	1	1	2	1	2	1	2	0	3	1	2
S. CLEARWATER 143-37	22	4	18	1	13	2	4	14	3	14	5	12	4	14	4	14	3	15	3	14	11	5
<b>County Totals:</b>	<b>4666</b>	<b>250</b>	<b>3212</b>	<b>1671</b>	<b>1318</b>	<b>106</b>	<b>1431</b>	<b>1724</b>	<b>1305</b>	<b>1829</b>	<b>1700</b>	<b>1241</b>	<b>1262</b>	<b>1765</b>	<b>1409</b>	<b>1551</b>	<b>1405</b>	<b>1445</b>	<b>1118</b>	<b>1797</b>	<b>1044</b>	<b>1999</b>

<b>Mahnomen</b>																						
BEAULIEU TWP.	87	7	60	41	17	0	38	21	32	24	31	15	30	24	27	19	32	17	21	23	21	35
CLOVER TWP.	62	2	33	9	21	1	8	24	6	24	16	15	5	24	8	21	8	22	8	22	9	23
HEIER TWP.	89	1	53	26	23	3	23	30	16	36	26	23	20	30	20	32	25	24	23	30	18	34
ISLAND LAKE TWP.	145	5	93	42	47	2	38	53	31	61	45	37	27	60	34	52	33	51	22	59	43	45
LA GARDE TWP.	82	5	53	32	15	3	30	23	19	32	29	19	20	30	20	27	27	21	15	33	27	22
LAKE GROVE TWP.	105	1	72	31	37	2	25	47	21	49	37	30	23	45	18	46	28	36	21	45	23	48
OAKLAND TWP.	133	2	69	47	16	3	31	36	41	25	51	11	37	26	44	17	45	15	32	29	32	35
TWIN LAKES TWP.	273	10	118	33	80	1	29	89	29	83	53	61	26	85	26	80	34	77	21	86	45	72
UNORG. 143-39	83	7	54	35	18	1	29	25	30	22	37	14	32	20	35	18	33	18	29	21	32	20
<b>County Totals:</b>	<b>1059</b>	<b>40</b>	<b>605</b>	<b>296</b>	<b>274</b>	<b>16</b>	<b>251</b>	<b>348</b>	<b>225</b>	<b>356</b>	<b>325</b>	<b>225</b>	<b>220</b>	<b>344</b>	<b>232</b>	<b>312</b>	<b>265</b>	<b>281</b>	<b>192</b>	<b>348</b>	<b>250</b>	<b>334</b>

<b>Polk</b>																						
BRANDSVOLD TWP.	184	5	128	86	35	3	67	59	56	72	84	31	61	61	70	45	75	40	49	63	19	93
CHESTER TWP.	48	2	40	19	15	2	9	30	13	26	21	17	10	27	16	20	15	21	8	29	16	16
COLUMBIA TWP.	245	10	170	104	58	5	82	86	59	109	101	50	75	82	86	72	88	60	47	100	47	101
EDEN TWP.	121	6	96	40	47	8	29	66	21	74	45	47	26	68	32	56	41	47	26	68	29	61
FOSSTON P-1	458	23	309	163	132	6	137	166	92	212	172	106	122	171	125	159	150	126	103	175	95	173
FOSSTON P-2	434	31	302	165	126	5	125	169	82	214	191	91	121	161	116	161	163	113	97	191	89	177
GULLY	59	2	44	15	25	1	14	29	9	35	19	22	13	28	14	25	19	20	12	29	12	21
GULLY TWP.	80	1	41	19	20	0	13	25	15	25	20	18	10	28	14	21	14	22	9	29	9	26
HILL RIVER TWP.	120	3	84	44	33	1	29	54	31	49	56	18	36	39	35	39	50	21	25	46	18	48
JOHNSON TWP.	43	4	35	15	18	0	10	25	12	22	16	19	10	24	10	23	9	20	4	27	12	19
LENGBY	64	14	53	23	25	1	17	35	16	36	30	19	19	27	22	25	22	20	19	30	19	25
LESSOR TWP.	116	10	102	82	17	2	51	49	64	38	68	20	61	34	70	26	74	19	49	42	22	69
QUEEN TWP.	149	9	114	80	27	1	44	68	49	64	74	34	52	56	55	46	68	30	47	58	24	76
ROSEBUD TWP.	209	8	127	71	52	1	53	71	35	91	70	47	45	78	44	77	61	56	39	81	35	79
TRAIL	33	3	23	6	15	0	5	18	4	19	8	14	3	18	3	20	4	18	3	19	4	14
<b>County Totals:</b>	<b>2363</b>	<b>131</b>	<b>1668</b>	<b>932</b>	<b>645</b>	<b>36</b>	<b>685</b>	<b>950</b>	<b>558</b>	<b>1086</b>	<b>975</b>	<b>553</b>	<b>664</b>	<b>902</b>	<b>712</b>	<b>815</b>	<b>853</b>	<b>633</b>	<b>537</b>	<b>987</b>	<b>450</b>	<b>998</b>

<b>District 2B Total</b>	<b>17815</b>	<b>929</b>	<b>11520</b>	<b>5836</b>	<b>4928</b>	<b>324</b>	<b>4682</b>	<b>6600</b>	<b>4503</b>	<b>6465</b>	<b>5965</b>	<b>4565</b>	<b>4203</b>	<b>6560</b>	<b>4568</b>	<b>5788</b>	<b>4903</b>	<b>5201</b>	<b>3579</b>	<b>6839</b>	<b>3948</b>	<b>6592</b>
<b>% Of Voters</b>	<b>100</b>	<b>50.66</b>	<b>42.78</b>	<b>2.81</b>	<b>40.64</b>	<b>57.29</b>	<b>39.09</b>	<b>56.12</b>	<b>-</b>	<b>-</b>	<b>51.78</b>	<b>39.63</b>	<b>42.56</b>	<b>56.94</b>	<b>39.65</b>	<b>50.24</b>	<b>42.56</b>	<b>45.15</b>	<b>31.07</b>	<b>59.37</b>	<b>34.27</b>	<b>57.22</b>
<b>District 2 Total</b>	<b>36658</b>	<b>1917</b>	<b>24610</b>	<b>12078</b>	<b>10930</b>	<b>669</b>	<b>9736</b>	<b>14417</b>	<b>-</b>	<b>-</b>	<b>13388</b>	<b>9381</b>	<b>8665</b>	<b>14411</b>	<b>9766</b>	<b>12648</b>	<b>11159</b>	<b>10822</b>	<b>7439</b>	<b>15189</b>	<b>8287</b>	<b>14131</b>
<b>% Of Voters</b>	<b>100</b>	<b>49.08</b>	<b>44.41</b>	<b>2.72</b>	<b>39.56</b>	<b>58.58</b>	<b>-</b>	<b>-</b>	<b>-</b>	<b>-</b>	<b>54.40</b>	<b>38.12</b>	<b>35.21</b>	<b>58.56</b>	<b>39.68</b>	<b>51.39</b>	<b>45.34</b>	<b>43.97</b>	<b>30.23</b>	<b>61.72</b>	<b>33.67</b>	<b>57.42</b>

VOTER REGISTRATION				U.S. SENATOR			U.S. REP. DISTRICT 8		STATE REP.		GOVERNOR & LT. GOV.		SECRETARY OF STATE		STATE AUDITOR		STATE TREASURER		ATTORNEY GENERAL		CONST. AMEND. 1	
District 3A County Itasca	Persons registered as of 7:00 a.m. election day	Persons registered on election day	Total number of persons voting	IR	DFL	IP	IR	DFL	IR	DFL	IR	DFL	IR	DFL	IR	DFL	IR	DFL	IR	DFL	YES	NO
				R. ROD GRAMS	D. ANN WYNIA	D. DEAN M. BARKLEY	P. PHIL HERWIG	D. JAMES L. OBERSTAR	J. JOYCE RUDE	D. IRV. ANDERSON	A. ARNE H. CARLSON AND J. JOANNE E. BENSON	D. JOHN MARTY AND N. NANCY LARSON	D. DICK KIMBLER	D. JOAN ANDERSON GROWE	J. JUDI DUTCHER	D. DONALD M. MOE	J. JAMES C. (JIM) OLSON	D. MICHAEL A. MCGRATH	S. SHARON ANDERSON	D. HUBERT H. HUMPHREY III		
ALVWOOD TWP.	27	1	24	9	6	7	10	14	7	16	12	9	6	15	10	12	6	15	3	17	12	12
ARBO TWP.	476	40	383	178	162	31	136	239	124	245	190	168	123	242	141	204	152	188	105	246	167	198
ARDENHURST TWP.	112	6	89	56	24	6	36	49	31	53	58	26	42	40	47	31	48	32	36	46	37	46
BALSAM TWP.	351	11	266	130	113	18	80	180	75	183	136	111	84	165	116	125	109	131	69	175	88	167
BASS BROOK CITY	1370	108	1129	593	461	47	395	716	424	670	605	457	373	696	465	553	475	525	322	725	511	586
BASS LAKE PREC	621	27	527	282	186	21	210	297	208	294	257	215	194	290	208	251	238	228	154	331	178	325

400  
(3A)

BEARVILLE TWP.	95	6	75	32	33	6	30	43	27	47	39	30	28	35	32	26	26	32	23	39	34	41
BIGFORK CITY	245	14	193	82	80	13	53	126	51	133	78	93	49	119	66	88	64	93	47	116	74	97
BIGFORK TWP.	178	10	128	68	50	4	47	75	45	80	62	54	45	70	53	57	54	56	46	68	37	81
BOWSTRING TWP.	154	3	135	59	61	4	36	93	42	86	58	69	38	84	39	75	50	70	34	80	55	71
BUSTICOGAN PREC	108	0	80	41	26	5	33	45	31	47	48	28	34	41	33	29	33	30	22	43	24	51
FAIRVIEW	27	0	12	6	6	0	3	9	3	9	6	6	2	7	1	8	3	6	3	6	4	8
CARPENTER TWP.	142	6	96	48	28	16	42	52	42	52	45	37	38	50	38	38	39	37	32	51	50	41
DEER LAKE PREC	327	15	294	169	104	15	137	154	139	148	168	99	117	158	142	122	150	118	92	171	112	173
DEER RIVER CITY	459	38	349	180	131	20	118	224	104	235	175	150	113	201	138	160	138	163	90	225	161	158
DEER RIVER TWP.	349	28	283	157	103	18	94	184	91	187	149	110	98	169	126	130	120	128	82	183	123	148
EFFIE CITY	82	3	49	30	14	3	18	31	13	33	16	29	15	29	16	27	19	24	12	32	25	22
GOOD HOPE TWP.	58	2	47	30	14	1	16	31	10	36	27	19	19	26	21	23	23	21	14	29	25	19
GRATTAN TWP.	33	0	30	21	6	1	8	22	10	19	17	12	9	19	12	15	16	10	11	18	6	24
KINGHURST TWP.	88	0	60	38	17	2	20	38	21	36	32	21	27	27	28	19	32	21	17	31	19	40
LAKE JESSIE TWP.	173	8	137	60	66	7	53	81	51	82	72	61	40	86	51	71	42	78	31	91	66	60
LAWRENCE TWP.	249	13	195	78	95	13	44	149	46	145	74	108	40	140	49	119	53	117	29	146	100	84
LIBERTY TWP.	43	1	38	23	9	6	21	16	20	18	18	14	17	17	23	13	23	12	18	14	11	26
DEWEY PREC	18	0	12	4	7	0	4	8	6	5	9	2	6	5	5	7	5	5	3	9	4	7
GRAVE LAKE PREC	76	2	68	37	22	1	32	34	26	38	34	30	24	38	26	34	30	30	15	47	24	41
LONG LAKE PREC	184	1	152	81	63	7	54	95	46	104	75	62	55	89	54	81	69	68	45	100	56	89
MARCELL TWP.	263	4	214	96	81	12	69	131	77	122	116	71	77	111	89	91	92	84	65	124	74	122
MAX TWP.	74	0	54	23	24	2	7	46	15	38	30	22	15	34	15	34	20	30	18	32	21	32
MCLEOD PREC	333	3	255	95	124	16	60	185	45	198	96	139	48	185	46	172	61	160	48	179	90	157
MOOSE PARK TWP.	29	0	23	14	5	2	12	11	6	17	13	9	13	10	14	9	11	7	7	12	3	19
MORSE TWP.	287	18	197	117	65	6	63	131	48	145	99	80	71	110	85	91	89	85	61	117	78	108
NORE TWP.	25	0	18	15	3	0	12	4	8	8	7	6	9	7	10	6	12	4	9	6	8	9
OTENEAGEN TWP.	132	2	116	61	44	3	37	72	30	77	56	50	29	70	31	60	38	55	24	73	38	74
POMROY TWP.	18	0	11	7	4	0	4	7	1	10	5	6	4	6	4	6	4	6	3	7	6	4
SAND LAKE TWP.	108	0	86	45	33	6	33	49	37	42	46	35	37	43	42	31	40	31	30	45	23	61
SCENIC PARK PREC	93	0	71	38	27	2	35	36	32	38	42	27	34	31	33	31	36	30	30	38	23	46
SPANG TWP.	122	10	115	75	32	5	48	64	49	63	69	38	42	61	56	46	53	47	32	67	48	63
SQUAW LAKE CITY	71	3	46	13	25	4	7	38	7	38	18	26	7	33	10	32	10	30	7	37	28	14
STOKES TWP.	157	7	111	49	47	9	36	72	40	69	53	45	40	61	49	49	50	48	34	67	46	55
SUGAR LAKE PREC	450	32	413	186	194	14	143	261	166	228	211	174	120	258	171	204	162	189	105	272	165	233
THIRD RIVER TWP.	41	0	35	17	12	3	15	20	18	17	21	13	13	20	17	14	18	14	7	24	20	14
WABANA TWP.	309	4	248	133	102	8	107	137	96	136	144	93	92	133	111	109	100	111	82	137	100	139
WELLERS-MCCORMICK PREC	243	3	196	105	65	7	85	103	82	104	99	63	69	107	86	84	88	77	65	104	67	121
WIRT TWP.	58	2	34	19	12	3	14	20	13	21	23	10	14	18	15	18	17	16	8	20	14	19
ZEMPLE CITY	34	2	26	17	8	1	12	14	13	13	10	11	7	16	8	15	11	12	8	16	10	13
<b>County Totals:</b>	<b>8892</b>	<b>433</b>	<b>7120</b>	<b>3617</b>	<b>2794</b>	<b>375</b>	<b>2529</b>	<b>4406</b>	<b>2476</b>	<b>4385</b>	<b>3618</b>	<b>2938</b>	<b>2377</b>	<b>4172</b>	<b>2832</b>	<b>3420</b>	<b>2929</b>	<b>3274</b>	<b>1998</b>	<b>4416</b>	<b>2865</b>	<b>3918</b>

**Koochiching**

BIG FALLS-DNR CRE PREC	270	9	172	98	52	10	59	111	65	106	85	58	65	90	77	72	74	66	58	94	71	100
BRIDGIE PREC	54	2	38	22	13	2	17	21	15	22	14	15	17	18	21	15	15	15	8	23	12	26
BVR-MDG-RAY PREC	135	6	94	61	28	4	40	54	28	66	43	38	36	51	46	40	40	39	24	54	38	56
CINGMARS PREC	32	2	18	11	5	1	8	10	6	12	10	7	9	9	10	8	9	8	5	13	8	10
CROSS R-DENTAY/BOW PREC	54	3	41	24	14	1	13	26	13	25	19	20	12	26	18	18	16	17	14	23	14	24
ENGLEWOOD-PINETOP PREC	120	5	69	45	19	5	26	40	24	42	37	28	23	42	31	32	33	27	24	35	19	50
FOREST GROVE PREC	53	1	28	16	7	2	10	17	8	19	7	17	11	15	7	16	9	13	6	20	6	22
INDUS PREC.	58	1	35	17	15	1	10	25	13	22	21	13	16	16	17	13	17	13	14	19	26	9
INTL FALLS -EAST WARD	1267	94	793	295	439	31	150	632	179	601	301	439	149	594	215	505	214	497	132	607	379	363
INTL FALLS-CENTER WARD	1210	74	726	275	395	30	146	567	178	532	303	388	132	545	209	442	193	452	114	561	330	358
INTL FALLS -WEST WARD	1744	107	1200	579	556	37	335	841	315	853	642	499	306	835	435	650	420	667	271	838	542	576
JAMESON PRCT	94	4	52	24	24	3	16	26	11	41	26	25	10	39	22	26	14	31	8	39	29	22

KOOCHICHING POLL 1	836	49	610	292	263	41	190	415	187	418	349	233	181	407	255	307	229	319	185	387	394	213
KOOCHICHING POLL 2	320	26	187	104	65	12	67	119	53	130	105	69	58	117	75	96	70	96	54	119	86	101
KOOCHICHING POLL 3	315	8	177	89	66	13	54	123	57	117	88	80	46	118	56	101	63	99	51	116	77	99
KOOCHICHING POLL 4	280	19	215	85	113	10	56	158	50	159	89	110	50	150	59	140	64	133	55	147	122	92
KOOCHICHING POLL 5	326	16	231	112	107	6	60	171	56	172	88	124	55	165	72	140	67	143	45	171	114	117
LINDFORD PREC	33	0	22	18	4	0	16	6	14	8	15	7	16	6	18	4	16	4	9	10	4	18
LITTLEFORK	437	34	292	122	149	11	65	221	63	222	136	139	67	204	95	158	91	168	65	204	135	148
MANITOU SAULT PREC	102	1	61	26	31	0	20	41	18	41	25	31	14	42	19	33	18	34	13	37	21	38
MIZPAH-EVERGREEN PREC	117	3	56	32	22	1	21	34	17	38	27	25	18	33	22	29	24	26	20	30	23	33
MURPHY PREC	62	5	49	37	8	1	28	21	20	28	30	12	26	22	30	13	31	10	22	23	7	42
NORTHOME	178	11	122	52	55	5	30	85	30	83	57	49	37	71	49	58	52	54	40	70	50	62
RANIER	137	8	89	34	44	9	28	58	25	62	47	33	30	51	34	45	32	48	29	49	44	45
RAT ROOT PREC	173	0	128	49	70	5	26	102	36	91	42	80	27	100	34	88	41	83	21	105	47	81
REEDY PREC	61	0	42	28	14	0	13	29	13	24	27	13	13	28	17	21	18	20	17	25	7	34
SCARLETT PREC	67	0	44	23	20	0	16	28	12	31	20	24	16	27	20	23	19	23	12	32	24	20
SILDALE-SVILLEPREC	55	0	37	10	20	3	14	23	9	27	7	25	5	24	7	22	6	22	5	24	9	27
WATROUS PREC.	94	2	62	35	22	3	17	45	13	47	34	24	16	44	19	36	24	34	21	39	32	30
WILDWD-PLUMCREEK-STEFFE	42	0	23	12	8	0	9	13	8	15	6	13	7	15	8	13	6	14	8	14	13	10
WILLIAMS PREC	65	8	49	36	13	0	29	20	26	22	28	13	36	11	29	16	31	11	27	18	9	40
MEADOWBROOK	66	5	46	25	20	0	14	32	19	27	26	19	13	29	16	24	14	25	14	28	24	22
County Totals:	8857	503	5808	2688	2681	247	1603	4114	1581	4103	2754	2670	1517	3944	2042	3204	1970	3211	1391	3974	2716	2888

Saint Louis																							
ALANGO TWP.	183	7	112	38	58	13	35	74	49	62	37	65	26	80	27	80	30	76	26	78	44	66	
FRENCH TWP.	399	22	273	107	145	17	98	174	91	172	127	135	75	183	101	149	87	153	56	195	134	139	
LINDEN GROVE TWP.	87	3	57	30	20	6	21	36	25	31	28	27	19	34	21	30	23	29	17	33	24	31	
MORCOM TWP.	64	4	41	12	24	4	11	30	12	29	10	31	10	31	13	28	10	29	8	32	18	22	
STURGEON TWP.	139	0	73	22	44	3	17	55	23	46	21	48	13	54	14	48	13	51	13	55	41	30	
UNORG. PRCT. 7	110	1	76	34	35	3	25	50	23	49	35	35	23	48	25	43	24	46	22	51	43	32	
UNORG. PRCT. 8	20	0	14	13	1	0	2	11	6	7	8	2	8	5	9	2	10	3	1	11	3	11	
UNORG. PRCT. 11	66	0	46	18	19	6	18	28	18	27	15	22	9	31	12	27	9	29	8	32	18	26	
County Totals:	1068	37	692	274	346	52	227	458	247	423	281	365	183	466	222	407	206	416	151	487	325	357	
District 3A Total	18817	973	13620	6579	5821	674	4359	8978	4304	8911	6653	5973	4077	8582	5096	7031	5105	6901	3540	8877	5906	7163	
% Of Voters			100	48.30	42.74	4.95	32.00	65.92	31.60	65.43	48.85	43.85	29.93	63.01	37.42	51.62	37.48	50.67	25.99	65.18	43.36	52.59	

District 3B County Aitkin	Persons registered as of 7:00 a.m. election day			U.S. SENATOR			U.S. REP DISTRICT 8			STATE REP.			GOVERNOR & LT. GOV.			STATE SECRETARY OF STATE			STATE AUDITOR			STATE TREASURER			ATTORNEY GENERAL			CONST. AMEND. 1	
	Persons registered on election day	Total number of persons voting		IR ROD GRAMS	DFL ANN WYNIA	IP DEAN M. BARKLEY	IR PHIL HERWIG	DFL JAMES L. OBERSTAR	IR LILAH J. CROWE	DFL LOREN A. SOLBERG	IR ARNE H. CARLSON AND JOANNE E. BENSON	DFL JOHN MARTY AND NANCY LARSON	IR DICK KIMBLER	DFL JOAN ANDERSON GROWE	IR JUDI DUTCHER	DFL DONALD M. MOE	IR JAMES C. (JIM) OLSON	DFL MICHAEL A. McGRATH	IR SHARON ANDERSON	DFL HUBERT H. HUMPHREY III	YES	NO							
AITKIN	1103	85	875	448	338	47	386	461	396	431	509	295	343	476	419	380	432	350	304	504	403	460							
AITKIN TWP.	599	38	471	246	188	27	192	268	211	237	284	163	189	252	246	181	232	188	153	276	229	240							
BALL BLUFF TWP.	193	8	129	65	52	10	31	96	45	82	53	65	29	92	32	81	30	77	26	89	62	67							
BALSAM TWP.	13	3	13	7	5	1	3	10	4	9	7	6	3	10	4	9	4	9	4	9	7	6							
CORNISH TWP.	28	1	17	8	7	1	7	10	11	6	8	5	6	9	11	6	11	6	6	11	12	5							
FLEMING TWP.	231	11	193	89	85	11	85	106	82	100	104	76	70	112	72	98	84	84	68	113	92	100							

(3c)  
401

Table with 9 columns: Name, and 8 numerical columns. Rows include HILL CITY, HILL LAKE TWP., JEVNE TWP., LIBBY TWP. E, LIBBY TWP. W, LOGAN TWP., MACVILLE TWP., MORRISON TWP., PALISADE, SPENCER TWP., TURNER TWP., VERDON TWP., WAUKENABO TWP., WORKMAN TWP., and County Totals.

Table with 15 columns: 10 numerical columns, 1 name column, and 4 numerical columns. Rows include County Totals and Saint Louis.

Table with 9 columns: Name, and 8 numerical columns. Rows include Itasca, BLACKBERRY TWP., BOVEY CITY, COLERAINE CITY, FEELEY TWP., GOODLAND TWP., GRAN PREC, GRAND RAPIDS P-1, GRAND RAPIDS P-2, GRAND RAPIDS P-4, GRAND RAPIDS P-6, GRAND RAPIDS P-7, GREENWAY TWP P-3, HARRIS TWP., KEEWATIN CITY, LA PRAIRIE TWP., LONE PINE TWP., NASHWAUK P-1, NASHWAUK P-2, NASHWAUK P-3, SAGO TWP., SPLITHAND TWP., TROUT LAKE TWP., WARBA CITY, WAWINA TWP., WILDWOOD TWP., MARBLE/GREENWAY P-1, CALUMET/GREENWAY P-2, IRON RANGE/TALCONITE, GRAND RAPIDS P-5, GRAND RAPIDS P-3, and County Totals.

Table with 15 columns: 10 numerical columns, 1 name column, and 4 numerical columns. Rows include County Totals and Saint Louis.

Table with 9 columns: Name, and 8 numerical columns. Rows include Saint Louis, FINE LAKES TWP., FLOODWOOD P-1, FLOODWOOD TWP. P-2.

Table with 15 columns: 10 numerical columns, 1 name column, and 4 numerical columns. Rows include Saint Louis.

HALDEN TWP.	100	3	71	34	35	1	14	57	17	51	27	42	18	50	20	44	20	44	11	55	35	36
PRAIRIE LAKE TWP	48	0	21	10	9	1	4	17	7	13	6	12	3	15	4	15	7	14	3	17	13	8
<b>County Totals:</b>	<b>828</b>	<b>54</b>	<b>570</b>	<b>231</b>	<b>311</b>	<b>19</b>	<b>132</b>	<b>432</b>	<b>168</b>	<b>378</b>	<b>205</b>	<b>317</b>	<b>128</b>	<b>400</b>	<b>142</b>	<b>384</b>	<b>144</b>	<b>367</b>	<b>99</b>	<b>428</b>	<b>288</b>	<b>281</b>
<b>District 3B Total</b>	<b>20849</b>	<b>1172</b>	<b>15333</b>	<b>6902</b>	<b>7117</b>	<b>822</b>	<b>4918</b>	<b>10131</b>	<b>6035</b>	<b>8898</b>	<b>7296</b>	<b>7014</b>	<b>4436</b>	<b>9817</b>	<b>5500</b>	<b>8304</b>	<b>5395</b>	<b>8100</b>	<b>3703</b>	<b>10432</b>	<b>6929</b>	<b>7664</b>
% Of Voters	100			45.01	46.42	5.36	32.07	66.07	39.36	58.03	47.58	45.74	28.93	64.03	35.87	54.16	35.19	52.83	24.15	68.04	45.19	49.98
<b>District 3 Total</b>	<b>39666</b>	<b>2145</b>	<b>28953</b>	<b>13481</b>	<b>12938</b>	<b>1496</b>	<b>9277</b>	<b>19109</b>	-	-	<b>13949</b>	<b>12987</b>	<b>8513</b>	<b>18399</b>	<b>10596</b>	<b>15335</b>	<b>10500</b>	<b>15001</b>	<b>7243</b>	<b>19309</b>	<b>12835</b>	<b>14827</b>
% Of Voters	100			46.56	44.69	5.17	32.04	66.00	-	-	48.18	44.86	29.40	63.55	36.60	52.97	36.27	51.81	25.02	66.69	44.33	51.21

District 4A County Beltrami	VOTER REGISTRATION			U.S. SENATOR		U.S. REP. DISTRICT 7 DISTRICT 8		STATE REP.	GOVERNOR & LT. GOV.	SECRETARY OF STATE	STATE AUDITOR	STATE TREASURER	ATTORNEY GENERAL	CONST. AMEND. 1										
	Persons registered as of 7:00 a.m. election day	Persons registered on election day	Total number of persons voting	IR ROD GRAMS	DFL ANN WYNIA	IP DEAN M. BARKLEY	IR BERNIE OMANNI	DFL COLLIN C. PETERSON	IR PHIL HERWIG	DFL JAMES L. OBERSTAR	IR JEFFREY J. AAKHUS	DFL BOB JOHNSON	IR ARNE H. CARLSON AND JOHANNE E. BENSON	DFL JOHN MARTY AND NANCY LARSON	IR DICK KIMBLER	DFL JOAN ANDERSON GROWE	IR JUDI DUTCHER	DFL DONALD M. MOE	IR JAMES C. (JIM) OLSON	DFL MICHAEL A. McGRATH	IR SHARON ANDERSON	DFL JOHN BERT H. HUMPHREY III	YES	NO
BEMIDJI TWP.	1455	157	1074	616	396	28	557	485	-	-	571	478	572	374	494	520	557	433	502	429	401	561	382	644
BEMIDJI W-1	1298	121	745	366	331	27	379	346	-	-	316	413	401	297	272	427	355	311	324	323	240	448	271	444
BEMIDJI W-2	1080	111	596	270	246	23	274	296	-	-	263	320	268	270	206	323	228	289	237	278	186	348	263	311
BEMIDJI W-3	1220	137	560	275	254	14	259	284	-	-	227	321	266	255	187	343	228	273	215	265	156	353	223	307
BEMIDJI W-4	951	108	544	225	275	24	232	297	-	-	198	339	234	252	168	345	210	291	198	287	142	356	219	306
BEMIDJI W-5	1219	125	879	422	406	31	382	479	-	-	363	504	420	392	306	525	358	449	345	450	244	580	342	512
BIRCH TWP.	61	1	42	25	15	2	20	20	-	-	17	24	28	13	15	25	20	21	19	20	11	26	15	26
ECKLES TWP.	411	36	280	167	96	7	140	132	-	-	166	108	160	95	121	141	133	122	136	114	103	141	97	172
FROHN TWP.	712	65	522	273	214	18	239	269	-	-	235	280	293	192	196	282	238	229	217	225	163	306	221	284
GRANT VALLEY TWP.	640	55	476	280	179	5	241	224	-	-	242	226	239	186	199	252	211	218	211	210	156	262	168	290
JONES TWP.	132	9	86	62	17	1	44	40	-	-	50	32	53	21	49	28	49	20	48	22	35	33	34	51
LAMMERS TWP.	229	23	174	101	59	9	93	77	-	-	90	78	89	64	80	85	93	70	91	68	73	91	65	108
MOOSE LAKE TWP.	122	4	62	34	24	1	30	29	-	-	25	35	33	23	23	34	26	31	27	29	18	38	33	24
NORTHERN TWP.	2183	187	1566	908	578	52	793	745	-	-	787	762	885	554	690	812	808	648	771	643	582	852	601	926
PORT HOPE TWP.	281	28	228	127	87	8	101	124	-	-	106	111	127	88	88	128	94	111	99	108	74	127	106	115
SOLWAY	47	4	35	24	8	2	18	17	-	-	23	10	16	10	22	12	20	13	21	12	20	13	17	15
SUGAR BUSH TWP.	103	5	74	49	23	1	30	42	-	-	32	40	41	27	32	32	35	30	37	25	30	33	33	36
TAYLOR TWP.	72	6	55	30	18	5	27	27	-	-	25	28	25	20	24	29	24	25	19	28	17	31	23	31
TEN LAKE TWP.	423	36	270	107	146	13	102	159	-	-	97	169	156	107	76	182	93	161	102	150	67	188	131	129
TENSTRIKE	89	3	58	32	23	3	35	22	-	-	25	33	33	24	26	30	30	25	34	20	23	32	24	33
TURTLE LAKE TWP.	632	50	485	269	192	17	264	212	-	-	248	235	289	168	201	264	248	203	230	205	147	288	180	282
TURTLE RIVER	40	3	29	14	12	1	12	17	-	-	9	19	9	19	9	15	10	18	14	14	10	17	15	14
TURTLE RIVER TWP.	555	56	436	189	217	14	204	221	-	-	183	247	194	212	141	277	185	208	178	214	116	284	151	271
UNORG. DIST. #3	119	10	68	35	31	0	38	26	-	-	33	34	35	29	24	39	26	34	29	32	21	39	31	34
WILTON	120	4	76	46	28	0	41	35	-	-	40	35	44	26	35	38	35	36	35	33	26	46	38	37
<b>County Totals:</b>	<b>14194</b>	<b>1344</b>	<b>9420</b>	<b>4946</b>	<b>3875</b>	<b>306</b>	<b>4555</b>	<b>4625</b>	-	-	<b>4371</b>	<b>4881</b>	<b>4920</b>	<b>3708</b>	<b>3686</b>	<b>5188</b>	<b>4314</b>	<b>4269</b>	<b>4139</b>	<b>4204</b>	<b>3061</b>	<b>5493</b>	<b>3683</b>	<b>5402</b>
<b>Hubbard</b>																								
AKELEY	267	22	177	71	87	6	74	95	-	-	68	99	69	91	56	108	65	97	57	95	54	106	85	87
AKELEY TWP.	230	19	165	71	77	6	74	85	-	-	64	94	91	67	53	95	62	79	61	76	46	106	56	106
ARAGO TWP.	350	23	252	162	72	12	131	114	-	-	130	111	167	71	118	127	133	103	133	95	75	159	94	152
CLAY TWP.	42	2	34	16	17	1	19	15	-	-	13	21	24	9	16	16	17	13	16	16	12	21	12	22
CLOVER TWP.	91	4	51	29	19	2	30	20	-	-	23	24	22	22	17	30	19	26	24	22	20	25	21	29



FARDEN TWP.	429	34	321	184	117	8	174	139	-	-	165	150	180	110	148	154	172	129	162	120	124	170	128	182
FERN TWP.	128	1	92	48	37	3	30	61	-	-	40	48	50	34	35	49	35	45	41	42	26	61	47	40
GUTHRIE TWP.	235	18	190	123	58	5	107	77	-	-	94	94	94	71	89	89	88	82	94	65	76	94	74	110
HART LAKE TWP.	245	14	156	86	67	0	89	65	-	-	88	68	84	59	75	75	80	60	80	60	62	79	67	79
HELGA TWP.	608	53	429	219	176	21	203	212	-	-	184	238	214	184	166	244	187	203	181	206	128	266	170	241
HENDRICKSON TWP.	133	5	76	45	28	2	32	41	-	-	34	39	38	27	31	37	29	35	33	29	21	41	26	50
LAKE ALICE TWP.	62	5	52	29	17	4	23	28	-	-	28	20	28	21	17	30	17	27	21	20	15	29	10	40
LAKE EMMA TWP.	586	42	473	301	153	12	272	195	-	-	271	184	320	125	230	222	252	187	261	165	168	263	195	274
LAKE GEORGE TWP.	257	23	199	131	51	8	117	76	-	-	107	85	107	68	99	87	113	71	82	81	64	104	74	120
LAKE HATTIE TWP.	74	12	59	46	10	0	35	21	-	-	40	17	33	16	36	19	33	15	34	14	21	22	26	30
LAKEPORT TWP.	424	35	302	146	137	9	138	159	-	-	119	176	149	133	112	176	138	141	129	146	100	187	120	180
LA PORTE	102	1	59	33	21	3	26	32	-	-	22	33	28	25	24	31	25	29	26	27	20	31	24	34
MANTRAP TWP.	232	16	168	86	78	0	78	86	-	-	72	92	99	66	55	100	72	71	70	75	45	110	63	102
ROCKWOOD TWP.	227	11	162	94	58	3	83	78	-	-	86	72	84	59	67	77	82	64	82	65	59	91	59	96
SCHOOLCRAFT TWP.	60	2	41	24	14	0	19	20	-	-	19	21	17	19	19	21	21	19	20	19	18	20	15	28
STEAMBOAT RIVER TWP.	56	4	36	22	12	0	21	14	-	-	20	15	23	10	7	12	19	9	17	8	11	14	9	27
THORPE TWP.	27	1	19	12	5	0	9	9	-	-	9	10	11	6	7	10	11	4	10	5	8	8	4	15
WHITE OAK TWP.	209	5	152	85	55	6	73	72	-	-	68	78	81	61	62	77	71	63	76	60	47	91	53	92
<b>County Totals:</b>	<b>5074</b>	<b>350</b>	<b>3665</b>	<b>2063</b>	<b>1366</b>	<b>111</b>	<b>1857</b>	<b>1714</b>	<b>-</b>	<b>-</b>	<b>1764</b>	<b>1789</b>	<b>2013</b>	<b>1354</b>	<b>1549</b>	<b>1886</b>	<b>1741</b>	<b>1572</b>	<b>1710</b>	<b>1511</b>	<b>1220</b>	<b>2098</b>	<b>1432</b>	<b>2134</b>
<b>District 4A Total</b>	<b>19268</b>	<b>1694</b>	<b>13085</b>	<b>7009</b>	<b>5241</b>	<b>417</b>	<b>6412</b>	<b>6339</b>	<b>-</b>	<b>-</b>	<b>6135</b>	<b>6670</b>	<b>6933</b>	<b>5062</b>	<b>5235</b>	<b>7074</b>	<b>6055</b>	<b>5841</b>	<b>5849</b>	<b>5715</b>	<b>4281</b>	<b>7591</b>	<b>5115</b>	<b>7536</b>
<b>% Of Voters</b>			<b>100</b>	<b>53.57</b>	<b>40.05</b>	<b>3.19</b>	<b>49.00</b>	<b>48.44</b>	<b>-</b>	<b>-</b>	<b>46.89</b>	<b>50.97</b>	<b>52.98</b>	<b>38.69</b>	<b>40.01</b>	<b>54.06</b>	<b>46.27</b>	<b>44.64</b>	<b>44.70</b>	<b>43.68</b>	<b>32.72</b>	<b>58.01</b>	<b>39.09</b>	<b>57.59</b>

District 4B County Cass	Persons registered as of 7:00 a.m., election day	Persons registered on election day	Total number of persons voting	VOTER REGISTRATION		U.S. SENATOR		U.S. REP. DISTRICT 7 DISTRICT 8		STATE REP.		GOVERNOR & LT. GOV.		SECRETARY OF STATE		STATE AUDITOR		STATE TREASURER		ATTORNEY GENERAL		CONST. AMEND. 1		
				IR ROD GRAMS	DFL ANN WYNIA	IR DEAN M. BARKLEY	IR BERNIE OMANN	DFL COLLIN C. PETERSON	IR PHIL HERWIG	DFL JAMES L. OBERSTAR	IR ERWIN BJERGA	DFL ANTHONY G. (TONY) KINKEL	IR ARNE H. CARLSON AND JOANNE E. BENSON	DFL JOHN MARTY AND NANCY LARSON	IR DICK KIMBLER	DFL JOAN ANDERSON GROWE	IR JUDI DUTCHER	DFL DONALD M. MOE	IR JAMES C. (JIM) OLSON	DFL MICHAEL A. McGRATH	IR SHARON ANDERSON	DFL DEBBIE H. HUMPHREY III	YES	NO
ANSEL TWP.	54	3	34	22	8	3	-	-	15	18	26	8	23	7	18	14	16	12	20	10	18	14	15	16
BACKUS	126	2	82	45	34	3	-	-	37	44	45	37	43	33	38	38	37	37	35	41	21	53	30	51
BARCLAY TWP.	237	14	174	101	53	13	-	-	82	90	75	98	102	56	76	82	88	67	85	62	72	83	80	90
BECKER TWP.	240	13	142	88	41	8	-	-	49	83	67	69	84	43	64	64	61	63	60	53	43	78	61	77
BENA	91	5	38	9	28	0	-	-	3	34	5	33	13	19	4	32	3	32	3	29	4	30	24	12
BEULAH TWP.	44	0	21	12	7	1	-	-	5	16	6	15	5	5	5	14	5	14	6	13	3	16	14	6
BIRCH LAKE TWP.	390	20	294	159	115	13	-	-	119	170	124	170	186	95	122	160	145	125	143	126	115	160	128	162
BLIND LAKE TWP.	48	0	38	24	10	2	-	-	29	9	26	12	25	11	19	15	22	10	25	8	17	15	13	20
BOY LAKE TWP.	77	7	56	22	33	1	-	-	18	36	14	41	30	24	12	39	15	37	20	31	10	45	36	18
BOY RIVER	31	0	20	5	7	6	-	-	10	10	7	12	4	12	3	14	4	11	3	12	5	11	11	8
BOY RIVER TWP.	63	1	36	28	6	1	-	-	18	17	15	21	21	11	22	13	18	12	21	12	17	13	17	19
BULL MOOSE TWP.	49	0	35	25	9	0	-	-	18	17	21	14	17	11	11	17	9	12	10	15	10	15	13	19
BUNGO TWP.	75	2	48	25	21	0	-	-	21	27	22	25	26	14	18	28	26	17	22	22	20	21	17	28
BYRON TWP.	71	2	50	29	20	1	-	-	10	39	31	18	23	24	17	32	13	31	20	22	12	34	20	30
CASS LAKE	452	38	218	76	126	7	-	-	43	170	55	159	97	105	45	161	48	145	63	134	51	150	116	90
CHICKAMAW BEACH	92	0	78	48	23	2	-	-	35	39	35	42	55	20	33	38	38	29	40	24	31	38	35	41
CROOKED LAKE TWP.	323	18	238	127	105	4	-	-	77	159	91	144	150	79	97	134	106	113	110	107	73	150	125	106
DEERFIELD TWP.	70	2	46	21	24	0	-	-	14	32	17	27	21	24	16	29	19	20	15	19	14	27	26	18
EAST GULL LAKE	507	0	405	266	112	18	-	-	213	188	197	198	294	82	222	167	250	129	258	111	180	192	156	237
FAIRVIEW TWP.	333	22	230	161	62	7	-	-	134	90	138	83	178	44	129	85	153	60	139	61	102	106	106	117

FEDERAL DAM	96	0	41	19	16	4	-	-	21	20	15	25	24	14	15	24	23	15	20	16	20	20	20	21
GOULD TWP.	110	1	54	21	32	1	-	-	8	45	16	38	23	30	13	38	11	37	16	32	12	34	35	17
HACKENSACK	187	22	154	69	75	9	-	-	53	96	59	95	79	68	54	90	50	89	64	76	50	87	79	68
HARDWOOD SOUTH	15	0	14	10	4	0	-	-	5	9	6	8	9	5	6	8	6	8	7	7	5	8	11	3
HIRAM TWP.	200	13	164	93	66	3	-	-	73	85	76	86	112	49	65	92	90	65	92	58	56	99	64	94
HOME BROOK TWP.	92	0	64	40	18	3	-	-	28	36	30	34	39	22	27	33	29	28	30	24	33	28	26	38
INQUADONA TWP.	121	2	88	30	48	9	-	-	24	63	30	57	41	46	30	56	33	48	38	46	20	64	39	45
KEGO TWP.	254	19	176	110	62	4	-	-	73	99	82	92	113	54	81	87	88	81	90	76	68	99	88	83
LAKE SHORE	596	40	459	286	137	28	-	-	252	194	254	194	343	98	249	195	280	138	284	132	177	244	228	216
LEECH LAKE TWP.	204	15	162	112	45	3	-	-	88	73	97	64	117	40	92	62	94	55	100	51	78	73	74	84
LIMA TWP.	61	0	40	21	17	2	-	-	12	27	19	20	16	22	14	26	18	22	18	22	15	23	16	24
LONGVILLE	174	10	120	72	41	4	-	-	51	68	45	74	80	36	54	58	66	44	58	48	38	72	53	61
LOON LAKE TWP.	174	0	119	75	39	5	-	-	53	62	47	68	72	28	53	56	59	46	59	39	32	65	36	78
MCKINLEY TWP.	80	2	47	28	15	1	-	-	19	25	20	27	23	17	16	23	12	20	18	19	11	28	25	19
MAPLE TWP.	136	4	94	59	30	3	-	-	50	39	64	29	59	31	42	48	46	31	51	26	37	47	41	51
MAY TWP.	407	28	256	178	63	10	-	-	108	137	172	83	171	62	115	129	117	104	156	76	100	138	111	138
MEADOW BROOK TWP.	97	6	56	34	18	2	-	-	28	24	25	29	34	14	31	19	26	21	28	17	19	26	27	24
OTTERTAIL PENINSULA TWP.	42	38	38	17	17	2	-	-	15	21	9	29	15	19	17	17	17	14	19	15	13	19	24	12
MOOSE LAKE TWP.	64	6	45	29	10	2	-	-	19	24	27	16	25	15	21	22	24	15	27	12	20	22	19	26
PIKE BAY TWP.	772	42	395	146	230	11	-	-	108	280	120	267	226	150	110	264	121	243	152	209	107	257	194	181
PINE LAKE TWP.	118	4	100	35	60	3	-	-	29	70	29	71	56	44	29	69	36	57	33	60	20	70	57	43
PINE RIVER	460	49	317	182	113	9	-	-	157	147	134	180	216	80	143	158	157	125	159	114	109	181	125	177
PINE RIVER TWP.	499	35	353	211	116	16	-	-	178	163	161	185	230	102	153	174	172	130	171	115	114	189	152	187
PONTO LAKE TWP.	333	23	238	130	92	13	-	-	104	130	118	118	157	75	90	143	116	104	114	109	88	139	116	121
POPLAR TWP.	75	0	53	21	27	3	-	-	20	31	22	30	23	26	20	28	18	28	19	24	12	30	17	33
POWERS TWP.	451	35	316	172	129	12	-	-	130	177	129	183	167	133	115	183	133	152	130	152	89	203	149	161
REMER	280	14	150	83	61	1	-	-	50	98	50	99	87	57	55	80	64	72	72	59	48	88	83	59
REMER TWP.	103	0	61	33	25	1	-	-	20	40	23	37	32	28	21	36	26	30	27	29	22	34	30	30
237	0	0	0	0	0	0	-	-	0	0	0	0	0	0	0	0	0	0	0	0	0	0	0	0
ROGERS TWP.	32	1	27	19	7	1	-	-	13	14	14	13	21	6	13	14	16	7	14	8	6	21	12	14
SALEM TWP.	49	5	36	23	11	1	-	-	19	16	18	16	17	9	21	12	22	12	17	11	13	15	8	24
SHINGOEBEE TOWNSHIP P-1	913	68	690	387	271	11	-	-	287	388	295	379	413	244	286	365	347	280	338	274	233	403	292	373
SHINGOEBEE TOWNSHIP P-2	74	16	58	7	44	1	-	-	7	49	12	42	28	28	9	45	10	41	10	38	12	41	26	28
SLATER TWP.	114	4	80	33	32	8	-	-	22	54	23	56	39	33	31	44	33	42	35	39	25	52	36	42
SMOKY HOLLOW TWP.	41	0	28	13	11	2	-	-	7	20	13	14	16	10	7	18	11	13	6	16	7	19	6	22
SUCKER LAKES	7	0	0	0	0	0	-	-	0	0	0	0	0	0	0	0	0	0	0	0	0	0	0	0
SYLVAN TWP.	762	58	496	273	183	25	-	-	192	296	241	250	292	175	198	272	226	225	230	213	146	308	228	254
THUNDER LAKE TWP.	188	13	138	76	59	1	-	-	59	78	61	74	72	65	62	72	66	69	66	67	44	83	62	73
TORREY TWP.	61	0	39	23	11	1	-	-	15	23	16	22	21	16	20	16	18	17	20	17	11	22	21	16
TRELIPE TWP.	105	3	71	30	36	5	-	-	21	49	26	45	38	32	27	42	29	37	27	39	24	43	34	37
TURTLE LAKE TWP.	398	23	282	151	116	13	-	-	111	165	116	165	165	107	119	157	138	128	138	132	94	176	127	145
WABEDO TWP.	279	10	207	109	84	8	-	-	90	111	89	114	122	73	95	99	108	79	114	71	75	117	87	113
WAHNEHA TWP.	92	0	58	31	23	2	-	-	28	30	18	40	27	28	24	31	19	28	25	29	20	32	18	40
WALDEN TWP.	177	1	118	82	22	6	-	-	63	46	67	47	76	25	51	54	59	40	62	37	42	59	44	67
WALKER	637	67	490	245	209	17	-	-	167	302	169	312	293	172	173	275	201	229	209	214	150	284	218	242
WILKINSON TWP.	185	12	115	50	54	7	-	-	33	77	40	70	58	50	40	61	45	53	49	52	40	69	55	56
WILLOW RIVER	28	0	12	8	2	1	-	-	7	5	6	6	7	4	8	4	7	4	9	3	5	6	3	9
WILSON TWP.	251	17	171	106	53	10	-	-	92	72	90	79	116	45	85	70	93	52	97	43	80	79	64	104
WINNIE PORTAGE LAKES	137	7	73	48	24	1	-	-	32	40	30	43	59	9	35	33	41	29	47	24	32	37	40	32
WOODROW TWP.	437	22	322	145	158	6	-	-	121	194	121	198	212	99	124	173	147	142	142	148	106	188	136	177
County Totals:	14521	884	9968	5468	3860	381	-	-	4112	5600	4361	5449	6088	3314	4130	5251	4644	4325	4805	4050	3396	5692	4499	5127

(4B)

405

<b>Hubbard</b>																										
BADOURA TWP.	70	4	52	21	24	6	-	-	19	33	22	30	26	25	19	30	22	23	25	19	16	31	20	31		
CROW WING LAKE TWP.	185	10	143	84	48	4	-	-	80	57	64	73	95	41	66	64	71	58	69	53	39	92	45	92		

406  
(5A)

HENRIETTA TWP.	872	71	644	378	234	17	-	-	346	283	244	393	389	214	290	330	335	252	344	231	213	376	231	394
HUBBARD TWP.	423	20	323	190	116	9	-	-	164	153	134	185	209	95	136	168	162	131	163	118	94	201	111	205
NEVIS	284	14	199	109	72	10	-	-	103	90	62	134	124	62	81	101	95	82	102	70	65	120	63	132
NEVIS TWP.	565	27	410	227	153	16	-	-	216	182	141	264	249	139	182	209	206	171	216	156	139	238	139	254
PARK RAPIDS P-1	1242	84	668	333	284	21	-	-	303	338	212	435	378	238	244	375	276	317	285	302	164	445	232	395
PARK RAPIDS P-2	517	93	555	319	204	16	-	-	304	236	185	363	335	188	243	270	279	217	288	197	187	332	189	346
PARK RAPIDS P-3	5	1	5	3	2	0	-	-	3	2	1	4	4	0	1	4	3	2	2	3	2	3	1	4
STRAIGHT RIVER TWP.	361	13	243	130	94	13	-	-	127	111	105	138	146	75	104	125	123	101	115	99	81	143	93	149
TODD TWP. P-1	821	63	643	397	215	18	-	-	364	271	263	371	413	188	302	315	338	263	325	251	220	371	237	401
TODD TWP. P-2	25	2	24	15	9	0	-	-	10	14	8	15	15	8	9	14	11	12	10	12	10	12	8	16
<b>County Totals:</b>	<b>5370</b>	<b>402</b>	<b>3909</b>	<b>2206</b>	<b>1455</b>	<b>130</b>	<b>-</b>	<b>-</b>	<b>2039</b>	<b>1770</b>	<b>1441</b>	<b>2405</b>	<b>2363</b>	<b>1273</b>	<b>1677</b>	<b>2005</b>	<b>1921</b>	<b>1629</b>	<b>1944</b>	<b>1511</b>	<b>1230</b>	<b>2364</b>	<b>1369</b>	<b>2419</b>

<b>Itasca</b>																									
BALL CLUB PREC	191	12	120	30	79	6	-	-	29	88	25	92	53	62	21	87	23	86	25	86	19	92	58	49	
INGER PREC	109	12	91	30	55	1	-	-	21	67	26	62	40	35	24	62	26	55	26	58	15	68	31	53	
WINNIBIGOSHISH PREC	97	3	76	38	29	5	-	-	29	44	25	45	40	28	30	34	31	35	32	32	27	43	39	33	
<b>County Totals:</b>	<b>397</b>	<b>27</b>	<b>287</b>	<b>98</b>	<b>163</b>	<b>12</b>	<b>-</b>	<b>-</b>	<b>79</b>	<b>199</b>	<b>76</b>	<b>199</b>	<b>133</b>	<b>125</b>	<b>75</b>	<b>183</b>	<b>80</b>	<b>176</b>	<b>83</b>	<b>176</b>	<b>61</b>	<b>203</b>	<b>128</b>	<b>135</b>	

<b>Wadena</b>																									
BLUEBERRY TWP.	357	27	241	144	82	10	-	-	119	121	107	132	122	84	112	120	121	104	99	102	78	140	90	150	
HUNTERSVILLE TWP.	53	1	35	20	12	1	-	-	20	14	17	18	19	15	11	21	15	15	20	11	14	18	16	19	
LYONS TWP.	77	2	48	28	14	3	-	-	25	22	27	21	30	15	20	20	21	18	22	16	17	23	19	28	
MEADOW TWP.	117	5	78	52	21	3	-	-	38	40	43	34	46	23	33	42	43	30	41	30	24	46	22	56	
MENAHGA	682	61	524	228	263	17	-	-	193	320	163	345	240	257	171	333	197	293	202	281	142	356	182	332	
NIMROD	52	2	34	15	16	2	-	-	10	24	14	19	15	18	5	28	6	24	7	24	4	28	21	13	
NORTH GERMANY TWP.	165	3	110	88	16	3	-	-	71	39	81	25	74	25	68	33	65	33	70	27	53	45	32	74	
ORTON TWP.	132	2	89	39	44	1	-	-	31	57	28	57	38	48	19	60	24	53	23	58	12	67	38	46	
SHELL RIVER TWP.	125	4	69	19	42	5	-	-	25	42	24	43	31	37	17	48	19	43	22	40	15	51	28	39	
<b>County Totals:</b>	<b>1760</b>	<b>107</b>	<b>1228</b>	<b>633</b>	<b>510</b>	<b>45</b>	<b>-</b>	<b>-</b>	<b>532</b>	<b>679</b>	<b>504</b>	<b>694</b>	<b>615</b>	<b>522</b>	<b>456</b>	<b>705</b>	<b>511</b>	<b>613</b>	<b>506</b>	<b>589</b>	<b>359</b>	<b>774</b>	<b>448</b>	<b>757</b>	
<b>District 4B Total</b>	<b>22048</b>	<b>1420</b>	<b>15392</b>	<b>8405</b>	<b>5988</b>	<b>568</b>	<b>-</b>	<b>-</b>	<b>6762</b>	<b>8248</b>	<b>6382</b>	<b>8747</b>	<b>9219</b>	<b>5234</b>	<b>6338</b>	<b>8144</b>	<b>7156</b>	<b>6743</b>	<b>7338</b>	<b>6326</b>	<b>5046</b>	<b>9033</b>	<b>6444</b>	<b>8438</b>	
<b>% Of Voters</b>				<b>54.61</b>	<b>38.90</b>	<b>3.69</b>	<b>-</b>	<b>-</b>	<b>43.93</b>	<b>53.59</b>	<b>41.46</b>	<b>56.83</b>	<b>59.89</b>	<b>34.00</b>	<b>41.18</b>	<b>52.91</b>	<b>46.49</b>	<b>43.81</b>	<b>47.67</b>	<b>41.10</b>	<b>32.78</b>	<b>58.69</b>	<b>41.87</b>	<b>54.82</b>	
<b>District 4 Total</b>	<b>41316</b>	<b>3114</b>	<b>28477</b>	<b>15414</b>	<b>11229</b>	<b>985</b>	<b>6412</b>	<b>6339</b>	<b>6762</b>	<b>8248</b>	<b>-</b>	<b>-</b>	<b>16152</b>	<b>10296</b>	<b>11573</b>	<b>15218</b>	<b>13211</b>	<b>12584</b>	<b>13187</b>	<b>12041</b>	<b>9327</b>	<b>16624</b>	<b>11559</b>	<b>15974</b>	
<b>% Of Voters</b>				<b>54.13</b>	<b>39.43</b>	<b>3.46</b>	<b>22.52</b>	<b>22.26</b>	<b>23.75</b>	<b>28.96</b>	<b>-</b>	<b>-</b>	<b>56.72</b>	<b>36.16</b>	<b>40.64</b>	<b>53.44</b>	<b>46.39</b>	<b>44.19</b>	<b>46.31</b>	<b>42.28</b>	<b>32.75</b>	<b>58.38</b>	<b>40.59</b>	<b>56.09</b>	

District 5A County Saint Louis	Persons registered as of 7:00 a.m. election day	Persons registered on election day	Total number of persons voting	IR ROD GRAMS	DFL ANN WYNIA	IP DEAN M. BARKLEY	U.S. SENATOR	IR PHIL HERWIG	DFL JAMES L. OBERSTAR	U.S. REP. DISTRICT 8	IR MATT MATASICH	DFL TOM RUKAVINA	IR IRNE H. CARLSON AND JOANNE E. BENSON	GOVERNOR & LT. GOV.	IP DICK KIMBLER	DFL JOHN ANDERSON GROWE	SECRETARY OF STATE	IR JUDI DUTCHER	DFL DONALD M. MOE	STATE AUDITOR	IR JAMES C. (JIM) OLSON	DFL MICHAEL A. McGRATH	IR SHARON ANDERSON	DFL HUBERT H. HUMPHREY III	STATE TREASURER	ATTORNEY GENERAL	CONST. AMEND. 1	YES	NO
ANGORA TWP.	158	7	95	44	41	5		27	67		36	55	47	43	23	65		29	58		35	56	24	63			33	59	
BIWABIK	812	22	565	152	373	26		105	446		59	490	155	384	77	462		92	425		97	424	59	481			292	263	
BIWABIK TWP.	616	37	459	183	236	31		316	138		120	331	167	251	124	317		129	307		171	256	91	344			197	259	
COLVIN TWP.	261	12	187	85	84	14		66	118		70	112	73	90	60	116		68	107		57	111	44	127			73	111	
EMBARRASS TWP.	489	16	340	126	169	31		97	235		88	241	98	210	82	228		86	227		79	226	62	243			144	190	

EVELETH P-1	574	33	417	124	252	27	100	306	109	293	139	262	73	316	91	289	94	293	64	331	223	187
EVELETH P-2	437	25	268	61	188	12	60	205	54	207	70	190	43	211	50	200	48	202	34	223	149	116
EVELETH P-3	443	18	308	66	217	21	62	237	60	241	64	229	36	256	48	236	56	235	36	263	162	143
EVELETH P-4	423	13	307	83	199	20	78	220	58	240	80	216	53	245	66	222	64	224	40	256	163	136
EVELETH P-5	471	13	329	84	213	22	71	254	68	254	86	231	46	266	50	251	52	252	38	278	182	140
EVELETH P-6	363	14	233	65	152	11	40	184	39	187	65	158	19	200	30	188	41	177	28	200	144	86
FAYAL TWP.	1504	47	1072	384	599	69	308	751	288	764	371	642	232	787	286	693	265	705	199	810	517	543
FRANKLIN	16	3	17	7	7	1	2	15	1	16	8	9	2	14	6	9	3	12	1	16	7	10
GILBERT P-1	580	20	429	131	273	11	84	331	93	324	120	285	72	332	78	318	75	323	49	351	202	222
GILBERT P-2	626	19	449	125	292	20	84	354	69	366	117	313	56	367	68	350	65	353	47	387	230	215
GILBERT P-3	178	5	104	22	74	4	21	81	18	85	28	73	16	80	18	73	23	72	15	82	54	48
KUGLER TWP.	124	3	70	20	46	4	19	50	18	51	11	54	10	53	15	51	13	51	8	56	24	44
LEONIDAS	39	2	36	9	23	3	1	35	6	29	7	28	5	31	5	31	6	29	2	34	22	13
MCKINLEY	82	5	74	18	47	6	11	60	15	55	13	52	7	56	10	53	13	53	6	64	34	40
MOUNTAIN IRON P-1	1016	48	0753	205	464	62	170	564	156	574	196	509	115	598	137	554	151	540	95	619	358	391
MOUNTAIN IRON P-2	1067	72	0753	249	428	54	185	552	203	535	268	443	150	557	195	501	187	503	107	605	346	401
PIKE TWP.	323	23	249	83	134	27	74	171	70	177	80	156	56	175	59	159	67	159	51	182	97	147
UNORG. 59-16	68	3	44	16	21	5	17	27	18	26	15	25	10	31	11	26	10	28	7	35	16	27
SANDY TWP.	257	7	174	54	98	19	49	125	43	130	44	117	37	127	43	113	39	114	28	131	78	96
UNORG. PRCT. 5	342	0	197	67	113	15	38	157	40	152	37	146	34	155	35	146	36	142	22	158	81	109
UNORG. PRCT. 14	493	24	370	153	186	29	111	255	112	251	124	213	104	254	114	230	114	230	81	273	151	219
UNORG. PRCT. 15	698	11	486	223	213	41	150	332	171	312	224	237	138	308	163	273	171	263	111	345	201	285
UNORG. PRCT. 16	90	4	68	27	30	9	28	39	26	42	22	36	21	39	25	33	26	34	18	43	27	41
UNORG. 59-18	11	0	7	0	5	2	0	7	0	7	1	6	0	7	0	6	0	6	0	7	2	4
UNORG. PRCT. 10	3	0	0	0	0	0	0	0	0	0	0	0	0	0	0	0	0	0	0	0	0	0
VERMILION LAKE TWP.	213	5	149	48	89	11	43	102	37	110	43	98	37	108	32	108	35	104	32	113	51	93
VIRGINIA P- 1	1040	34	809	241	497	47	189	598	220	576	259	510	128	622	176	548	177	533	124	639	384	359
VIRGINIA P- 2	1279	42	845	350	430	48	277	542	270	563	357	437	225	564	278	487	267	481	196	603	379	410
VIRGINIA P- 3	1202	73	781	241	474	45	194	574	181	593	253	485	147	577	181	513	181	503	115	607	324	340
VIRGINIA P- 4	1055	43	828	287	474	52	225	591	232	588	291	499	186	591	220	544	218	535	120	662	377	403
VIRGINIA P- 5	1299	42	868	302	495	52	227	619	224	628	289	524	174	642	222	563	209	563	139	880	390	429
WHITE TWP. P-1	1130	78	1217	386	731	69	269	933	252	941	363	784	226	927	238	887	260	855	162	990	503	638
WHITE TWP. P-2	570	38	406	142	218	37	111	291	101	299	109	250	94	285	103	267	99	266	66	307	171	212
WUORI TWP.	394	21	309	121	150	30	90	214	102	203	119	160	87	210	102	190	101	182	75	214	133	172
<b>County Totals:</b>	<b>20746</b>	<b>882</b>	<b>15072</b>	<b>4984</b>	<b>8735</b>	<b>992</b>	<b>3999</b>	<b>10780</b>	<b>3727</b>	<b>11046</b>	<b>4813</b>	<b>9355</b>	<b>3005</b>	<b>11179</b>	<b>3559</b>	<b>10242</b>	<b>3605</b>	<b>10095</b>	<b>2396</b>	<b>11822</b>	<b>6921</b>	<b>7601</b>
District 5A Total	20746	822	15072	4984	8735	992	3999	10780	3727	11046	4813	9355	3005	11179	3559	10242	3605	10095	2396	11822	6921	7601
% Of Voters		100		33.07	57.96	6.58	26.53	71.52	24.73	73.29	31.93	62.07	19.94	74.17	23.51	67.95	23.92	66.99	15.90	78.44	45.92	50.43

VOTER REGISTRATION	U.S. SENATOR	U.S. REP. DISTRICT 8	STATE REP.	GOVERNOR & LT. GOV.	SECRETARY OF STATE	STATE AUDITOR	STATE TREASURER	ATTORNEY GENERAL	CONST. AMEND. 1
--------------------	--------------	----------------------	------------	---------------------	--------------------	---------------	-----------------	------------------	-----------------

Persons registered as of 7:00 a.m. election day	Persons registered on election day	Total number of persons voting	IR ROD GRAMS	DFL ANN WYNIA	IP DEAN M. BARKLEY	IR PHIL HERWIG	DFL JAMES L. OBERSTAR	IR MARK GROETTUM	DFL DAVID J. TOMASSONI	IR ARNE H. CARLSON AND JOANNE E. BENSON	DFL JOHN MARTY AND NANCY LARSON	IR DICK KIMBLER	DFL JOAN ANDERSON GROWE	IR JUDI DUTCHER	DFL DONALD M. MOE	IR JAMES C. (JIM) OLSON	DFL MICHAEL A. McGRATH	IR SHARON ANDERSON	DFL HUBERT H. HUMPHREY III	YES	NO
227	0	151	45	91	14	48	103	41	102	55	80	39	98	41	95	41	91	41	101	86	57
109	14	79	32	45	1	19	59	28	48	24	46	18	58	23	47	20	51	15	54	40	39
593	19	407	114	249	34	86	316	87	318	120	255	74	311	82	285	81	297	54	321	188	215
52	3	32	6	23	1	6	25	5	26	5	25	4	26	4	25	6	23	4	25	21	11
656	39	486	139	303	32	97	382	118	358	153	307	76	377	102	341	100	343	60	387	255	231

ANR  
(6A)

CEDAR VALLEY TWP.	124	8	98	44	48	5	34	63	40	56	37	51	29	63	35	53	31	55	28	60	43	55
CHERRY TWP.	587	23	405	120	243	34	75	325	129	271	115	264	67	313	94	287	92	286	62	321	200	203
CHISHOLM	3499	98	2537	650	1720	106	404	2082	396	2101	773	1666	393	2016	472	1873	442	1903	304	2107	1255	1117
CLINTON TWP.	700	32	480	155	276	34	110	365	102	368	128	0321	100	354	120	323	101	341	74	380	214	263
COTTON TWP.	305	15	188	68	112	6	44	143	56	129	75	105	41	133	85	91	54	121	37	139	88	99
CULVER TWP.	121	0	60	17	36	2	12	48	12	45	18	40	9	50	15	41	14	43	9	48	33	27
ELLSBURG TWP.	117	0	85	35	40	9	32	53	27	54	32	45	24	57	33	44	23	52	22	57	45	40
ELMER TWP.	106	5	73	29	41	3	24	49	24	49	26	41	24	48	24	46	23	45	18	50	28	45
GREAT SCOTT TWP. P-1	267	11	185	62	112	9	45	137	57	126	69	109	41	133	50	124	47	122	30	141	91	93
GREAT SCOTT TWP. P-2	153	9	99	26	70	2	21	77	19	75	26	68	15	81	14	80	13	72	10	79	63	34
UNORG. PRCT. 1	44	0	26	9	13	1	8	17	5	18	6	16	6	18	5	18	6	15	5	20	10	15
HIBBING P. 1	509	21	347	88	231	16	60	280	94	240	85	243	43	289	54	274	64	259	47	287	156	153
HIBBING P. 2	428	33	284	89	177	12	81	195	106	170	94	171	52	215	73	187	67	187	49	218	122	120
HIBBING P. 3	558	23	330	139	173	10	92	232	142	183	117	189	78	235	98	207	98	204	56	255	148	154
HIBBING P. 4	530	20	372	134	211	20	98	269	142	227	127	221	88	262	105	237	94	247	78	275	170	179
HIBBING P. 5	1250	40	919	306	564	30	251	651	302	606	341	529	179	687	247	608	220	612	150	722	367	457
HIBBING P. 6	627	36	430	147	259	14	103	318	143	278	133	269	91	318	109	296	110	290	74	342	184	196
HIBBING P. 7	422	13	308	118	169	17	84	222	107	199	101	186	73	217	90	195	82	195	61	224	134	158
HIBBING P. 8	485	18	314	128	163	16	107	200	129	179	128	168	80	218	98	196	89	186	60	234	128	150
HIBBING P. 9	1655	55	1100	416	614	33	322	740	458	608	437	588	278	746	352	650	328	649	217	793	479	502
HIBBING P. 10	2206	136	1505	525	873	54	425	1041	554	921	530	888	352	1080	435	961	408	974	298	1111	675	669
HIBBING P. 11	2435	118	1750	631	994	64	510	1190	656	1056	651	990	369	1289	520	1089	445	1129	340	1299	754	815
IRON JUNCTION	68	10	64	24	31	7	18	42	22	41	22	36	19	42	23	35	21	40	13	47	24	40
KELSEY TWP.	83	9	66	27	33	5	13	53	20	44	22	39	15	48	20	42	20	43	17	46	38	28
LAVELL TWP.	202	9	117	38	66	7	29	87	35	80	36	77	25	85	28	77	28	78	25	85	48	64
MCDAVITT	350	16	223	77	127	14	68	152	69	147	71	134	55	158	63	141	60	147	37	171	96	127
MEADOWLANDS	271	20	181	75	77	26	54	127	66	112	82	92	48	128	64	106	59	104	36	133	80	98
NESS TWP.	43	2	30	17	12	1	15	15	15	15	14	16	9	20	7	21	8	19	7	21	15	13
NEW INDEPENDENCE TWP	159	9	124	30	74	17	20	100	23	96	27	87	16	102	22	93	15	98	13	102	61	63
NORTHLAND TWP.	122	11	88	26	57	4	21	67	24	61	36	49	20	67	21	63	22	62	18	68	52	36
STONEY BROOK TWP.	125	3	68	25	34	8	23	45	20	46	25	36	19	47	26	39	28	37	16	47	32	34
TOIVOLA TWP.	159	0	105	38	60	5	27	77	32	71	50	49	28	74	30	71	25	69	15	81	49	56
UNORG. PRCT. 4	174	0	110	38	60	7	23	86	34	75	36	70	19	88	26	76	23	76	22	86	49	60
VAN BUREN TWP.	122	5	94	23	66	2	17	76	19	72	22	62	12	76	20	68	19	68	11	76	34	59
County Totals:	20643	883	14320	4710	8547	682	3526	10509	4358	9671	4849	8628	2928	10627	3730	9505	3427	9633	2433	11013	6555	6775
District 5B Total	20643	883	14320	4710	8547	682	3526	10509	4358	9671	4849	8628	2928	10627	3730	9505	3427	9633	2433	11013	6555	6775
% Of Voters			100	32.89	59.69	4.76	24.62	73.39	30.43	67.53	33.86	60.25	20.45	74.21	26.05	66.38	23.93	67.27	16.99	76.91	45.78	47.31
District 5 Total	41389	1765	29392	9694	17282	1674	7525	21289	-	-	9662	17983	5933	21806	7289	19747	7032	19728	4829	22835	13476	14376
% Of Voters			100	32.98	58.80	5.70	25.60	72.43	-	-	32.87	61.18	20.19	74.19	24.80	67.18	23.92	67.12	16.43	77.69	45.85	48.91

VOTER REGISTRATION	U.S. SENATOR	U.S. REP. DISTRICT 8	STATE REP.	GOVERNOR & LT. GOV.	SECRETARY OF STATE	STATE AUDITOR	STATE TREASURER	ATTORNEY GENERAL	CONST. AMEND. 1
--------------------	--------------	----------------------	------------	---------------------	--------------------	---------------	-----------------	------------------	-----------------

District 6A  
County Cook  
COLVILL PREC 3

Persons registered as of 7:00 a.m. election day	Persons registered on election day	Total number of persons voting	IR ROD GRAMS	DFL ANN WYNIA	IP DEAN M. BARKLEY	IR PHIL HERWIG	DFL JAMES L. OBERSTAR	IR JERRY SHUSTER	DFL THOMAS (TOM) BAKK	IR ARNE H. CARLSON AND JOANNE E. BENSON	DFL JOHN MARTY AND NANCY LARSON	IR DICK KIMBLER	DFL JOAN ANDERSON GROWE	IR JUDI DUTCHER	DFL DONALD M. MOE	IR JAMES C. (JIM) OLSON	DFL MICHAEL A. McGRATH	IR SHAFON ANDERSON	DFL HUBERT H. HUMPHREY III	YES	NO
273	23	250	114	121	12	88	154	116	118	132	97	87	143	110	108	109	109	71	159	84	157

GRAND MARAIS EAST P-5	558	54	478	220	220	21	159	309	256	199	271	177	167	282	199	230	203	207	131	303	181	273
GRAND MARAIS WEST P-6	374	18	285	140	130	9	96	182	155	119	158	106	101	170	127	125	129	116	85	177	103	163
GRAND PORTAGE PREC 1	184	17	131	39	89	1	23	108	38	88	43	80	30	89	35	81	30	84	21	98	65	57
HOVLAND PREC 2	183	9	138	65	63	3	54	80	69	63	56	47	51	71	59	56	62	53	49	66	32	98
CASCADE PIKE LAKE P-7	278	45	269	100	145	16	76	189	119	131	154	99	73	171	107	126	100	126	73	163	93	165
LUTSEN PREC 8	287	20	246	118	106	16	86	153	118	113	135	96	87	145	108	111	104	106	79	136	74	168
MAPLE HILL PREC 4	543	34	440	240	166	17	157	273	242	170	255	141	168	245	200	192	208	168	155	243	147	277
SCHROEDER TWP. P-10	146	5	108	54	49	3	34	72	52	52	58	47	32	70	43	55	47	54	34	69	47	59
TOFTE TWP. PREC 9	166	6	132	52	74	3	31	98	52	72	72	53	33	88	47	68	54	62	22	96	50	77
<b>County Totals:</b>	<b>2992</b>	<b>231</b>	<b>2477</b>	<b>1142</b>	<b>1163</b>	<b>101</b>	<b>804</b>	<b>1618</b>	<b>1219</b>	<b>1125</b>	<b>1334</b>	<b>943</b>	<b>829</b>	<b>1474</b>	<b>1035</b>	<b>1152</b>	<b>1046</b>	<b>1085</b>	<b>720</b>	<b>1510</b>	<b>876</b>	<b>1494</b>

<b>Koochiching</b>																						
NETT LAKE PREC	15	0	4	2	2	0	2	2	2	2	2	2	2	2	2	2	2	2	2	2	2	2
<b>County Totals:</b>	<b>15</b>	<b>0</b>	<b>4</b>	<b>2</b>	<b>2</b>	<b>0</b>	<b>2</b>	<b>2</b>	<b>2</b>	<b>2</b>	<b>2</b>	<b>2</b>	<b>2</b>	<b>2</b>	<b>2</b>	<b>2</b>	<b>2</b>	<b>2</b>	<b>2</b>	<b>2</b>	<b>2</b>	<b>2</b>

<b>Lake</b>																						
BEAVER BAY	112	10	88	32	46	5	20	67	23	57	31	51	18	62	23	56	25	54	15	62	37	45
BEAVER BAY TWP. P-1	156	11	128	70	41	14	45	82	64	62	65	60	48	71	53	60	54	58	26	91	37	89
BEAVER BAY TWP. P-4	211	8	160	83	61	10	59	99	70	88	65	80	48	99	57	78	60	78	36	108	56	101
CRYSTAL BAY P-1	290	7	208	68	124	11	32	171	61	138	75	114	39	150	47	137	43	127	23	161	95	104
FALL LAKE TWP.	390	18	293	169	106	8	172	112	162	124	163	106	137	140	151	119	141	121	113	149	102	180
SILVER BAY P-1	472	33	380	171	176	20	116	260	160	210	177	182	122	234	126	210	134	199	92	258	143	224
SILVER BAY P-2	903	47	736	327	346	49	238	486	269	435	363	332	214	478	269	400	253	404	163	517	270	441
SILVER CREEK	769	40	622	242	332	37	170	438	192	410	250	329	149	430	184	361	175	375	108	452	263	351
STONY RIVER TWP.	132	3	67	39	24	0	28	37	34	31	37	23	19	42	22	34	25	32	21	43	34	32
TWO HARBORS W-1	629	54	513	167	317	15	105	404	127	370	205	277	104	376	128	340	127	328	91	389	206	285
TWO HARBORS W-2	563	55	435	151	248	21	93	334	124	301	182	221	103	307	117	267	115	275	76	329	196	218
TWO HARBORS W-3	627	29	522	180	295	32	106	399	122	380	223	278	94	404	129	346	134	343	76	410	199	304
TWO HARBORS W-4	528	41	431	140	267	15	80	343	92	327	162	253	78	333	106	299	97	298	71	345	179	228
UNORG TERR NO1	86	4	61	29	28	3	23	38	25	34	30	30	18	39	23	31	25	28	17	38	22	38
UNORG TERR NO2 PREC 1	206	10	162	41	106	10	40	119	42	113	81	69	38	114	48	102	43	95	29	124	64	95
UNORG TERR NO2 PREC 2	402	23	328	132	172	18	118	208	136	187	171	139	105	211	118	184	118	176	94	215	131	186
UNORG TERR NO2 PREC 3	582	29	488	173	264	37	106	374	128	347	199	265	100	366	119	328	130	321	86	379	228	254
UNORG TERR NO2 PREC 4	47	2	42	20	14	7	13	27	17	24	21	19	13	26	18	21	17	22	10	30	20	22
UNORG TERR NO2 PREC 5	18	1	14	4	8	2	3	11	3	10	3	9	3	11	4	9	4	9	4	9	5	9
<b>County Totals:</b>	<b>7123</b>	<b>425</b>	<b>5678</b>	<b>2238</b>	<b>2975</b>	<b>314</b>	<b>1567</b>	<b>4009</b>	<b>1851</b>	<b>3648</b>	<b>2503</b>	<b>2837</b>	<b>1450</b>	<b>3893</b>	<b>1742</b>	<b>3382</b>	<b>1720</b>	<b>3343</b>	<b>1151</b>	<b>4109</b>	<b>2287</b>	<b>3206</b>

<b>Saint Louis</b>																						
AULT TWP.	68	2	51	16	32	3	14	36	13	37	19	28	10	38	13	33	14	34	11	37	20	31
UNORG. PRCT. 3	57	2	40	18	19	2	12	27	15	23	12	24	14	25	19	19	12	23	12	24	17	23
BABBITT	1179	102	921	339	478	53	199	616	287	584	324	532	209	637	216	615	249	596	151	713	367	521
BASSETT TWP.	33	0	27	10	16	1	8	19	8	19	12	15	7	20	8	19	11	16	4	23	9	18
BEATTY TWP.	336	0	256	121	114	18	131	125	127	125	134	115	91	157	107	133	112	128	77	165	120	134
BREITUNG TWP.	481	17	315	109	177	22	92	219	115	188	121	178	76	218	92	197	94	196	65	231	117	191
UNORG. 63-14	0	0	0	0	0	0	0	0	0	0	0	0	0	0	0	0	0	0	0	0	0	0
COOK	420	26	298	115	155	14	100	196	101	190	114	168	81	0201	109	174	106	172	72	213	142	151
EAGLE'S NEST TWP.	128	2	91	50	33	7	51	39	49	39	51	35	39	48	48	38	47	39	34	51	29	61
ELY P-1	504	40	352	136	177	25	124	215	123	209	135	182	87	239	100	212	101	216	61	267	151	197
ELY P-2	810	27	526	221	251	30	198	309	210	278	211	280	137	346	179	291	167	302	115	372	193	322
ELY P-3	663	21	478	200	232	34	178	293	201	257	180	259	121	323	145	266	140	294	98	346	192	280
ELY P-4	769	52	506	188	285	17	177	316	206	286	186	289	120	346	133	329	141	324	86	392	235	259
FAIRBANKS TWP.	60	6	46	3	40	2	3	41	6	40	10	32	6	38	6	35	5	33	5	39	22	22

410  
(6B)

FIELD TWP.	227	8	161	79	64	10	58	101	76	79	67	79	55	91	54	92	62	88	36	112	69	85
GRAND LAKE TWP.	1472	78	1011	413	475	79	332	645	416	531	469	460	319	608	386	521	391	490	256	670	467	473
GREENWOOD TWP.	533	31	391	191	161	31	185	200	176	207	192	174	142	231	165	198	169	186	125	241	182	207
HOYT LAKES	1654	55	1199	590	708	70	279	899	318	834	427	719	243	901	282	807	301	790	177	968	529	624
LEIDING TWP.	260	27	186	95	81	7	65	118	111	69	81	90	62	107	70	93	64	91	48	117	100	84
MORSE TWP.	785	38	597	285	270	33	277	307	279	292	297	265	201	359	267	269	255	275	190	368	220	366
UNORG. 64-12	18	14	25	5	19	1	5	20	5	14	2	15	3	16	3	13	4	11	3	13	7	16
UNORG. PRCT. 2	118	8	0	19	57	8	18	68	31	54	39	46	21	63	31	53	29	55	18	64	40	44
ORR	180	22	153	87	59	7	45	107	86	64	83	55	50	91	65	78	69	71	44	98	62	89
OWENS TWP.	187	12	130	76	41	5	59	70	73	52	63	56	67	54	55	64	55	62	45	73	44	85
PEQUAYWAN TWP	97	10	70	29	35	5	23	47	37	33	49	19	25	44	36	32	35	30	23	47	37	32
PORTAGE TWP.	127	5	75	44	25	4	33	41	48	24	45	27	36	32	35	29	39	25	36	31	26	49
UNORG. 65-16	0	0	0	0	0	0	0	0	0	0	0	0	0	0	0	0	0	0	0	0	0	0
TOWER	388	13	241	85	141	8	66	175	81	150	89	143	57	164	66	151	66	154	6	182	102	134
UNORG. PRCT. 6	0	0	0	0	0	0	0	0	0	0	0	0	0	0	0	0	0	0	0	0	0	0
UNORG. PRCT. 9	247	0	185	72	98	10	55	130	69	113	68	99	57	123	52	118	60	107	41	132	53	123
UNORG. PRCT. 12	19	0	17	10	5	1	5	12	10	7	12	3	6	11	6	10	7	7	5	11	5	12
UNORG. PRCT. 13	555	10	286	171	92	16	147	135	156	123	172	101	145	129	142	117	143	114	125	140	97	174
UNORG. 66-19	19	0	15	5	9	1	9	6	9	6	10	5	7	6	6	7	7	5	6	7	4	11
WAASA TWP.	200	4	122	30	87	4	17	103	21	97	21	95	20	98	12	97	15	95	10	106	50	67
WILLOW VALLEY TWP.	69	4	54	25	17	9	22	31	24	30	22	25	20	33	21	31	17	31	18	32	20	34
WINTON	113	13	109	51	37	4	31	64	40	51	48	41	26	62	31	55	33	62	22	66	44	51
<b>County Totals:</b>	<b>12776</b>	<b>649</b>	<b>8934</b>	<b>3688</b>	<b>4490</b>	<b>541</b>	<b>3018</b>	<b>5730</b>	<b>3527</b>	<b>5105</b>	<b>3765</b>	<b>4654</b>	<b>2560</b>	<b>5859</b>	<b>2960</b>	<b>5196</b>	<b>3020</b>	<b>5122</b>	<b>2025</b>	<b>6351</b>	<b>3772</b>	<b>4970</b>
<b>District 6A Total</b>	<b>22906</b>	<b>1305</b>	<b>17093</b>	<b>7070</b>	<b>8630</b>	<b>956</b>	<b>5391</b>	<b>11359</b>	<b>6599</b>	<b>9880</b>	<b>7604</b>	<b>8436</b>	<b>4841</b>	<b>11228</b>	<b>5739</b>	<b>9732</b>	<b>5788</b>	<b>9552</b>	<b>3898</b>	<b>11972</b>	<b>6937</b>	<b>9672</b>
<b>% Of Voters</b>			<b>100</b>	<b>41.36</b>	<b>50.49</b>	<b>5.59</b>	<b>31.54</b>	<b>66.45</b>	<b>38.61</b>	<b>57.80</b>	<b>44.49</b>	<b>49.35</b>	<b>28.32</b>	<b>65.69</b>	<b>33.58</b>	<b>56.94</b>	<b>33.86</b>	<b>55.88</b>	<b>22.80</b>	<b>70.04</b>	<b>40.58</b>	<b>56.58</b>

VOTER REGISTRATION	U.S. SENATOR	U.S. REP DISTRICT 8	STATE REP.	GOVERNOR & LT. GOV.	SECRETARY OF STATE	STATE AUDITOR	STATE TREASURER	ATTORNEY GENERAL	CONST. AMEND. 1
--------------------	--------------	---------------------	------------	---------------------	--------------------	---------------	-----------------	------------------	-----------------

District 6B County Saint Louis	Persons registered as of 7:00 a.m. election day	Persons registered on election day	Total number of persons voting	IR ROD GRAMS	DFL ANN WYNIA	IP DEAN M. BARKLEY	IR PHIL HERWIG	DFL JAMES L. OBERSTAR	IR JOHN HERLICK	DFL THOMAS HUNTLEY	IR ARNE H. CARLSON AND JOANNE E. BENSON	DFL JOHN MARTY AND NANCY LARSON	IR DICK KIMBLER	DFL JOAN ANDERSON GROWE	IR JUDI DUTCHER	DFL DONALD M. MOE	IR JAMES C. (JIM) OLSON	DFL MICHAEL A. McGRATH	IR SHARON ANDERSON	DFL HUBERT H. HUMPHREY III	YES	NO
ALDEN TWP.	97	1	65	14	41	7	11	51	12	51	20	39	9	50	17	40	14	40	9	44	31	34
CANOSIA TWP.	1169	70	1222	298	339	47	216	442	252	365	362	291	201	407	247	323	248	315	168	460	208	221
DULUTH P- 1	1756	77	1246	483	665	74	420	809	485	735	668	506	365	812	478	635	440	616	269	866	471	694
DULUTH P- 2	1027	63	723	255	400	47	221	491	257	445	395	282	187	482	246	384	250	371	142	525	296	382
DULUTH P- 3	1405	68	972	317	555	74	276	676	321	623	519	397	238	666	343	517	341	503	198	696	367	552
DULUTH P- 4	2046	75	1441	567	737	110	482	937	590	809	811	543	423	926	558	738	548	688	330	998	548	805
DULUTH P- 5	1758	81	1297	546	645	83	446	828	540	728	821	402	407	812	589	571	535	567	337	855	526	702
DULUTH P- 6	1346	91	921	360	472	66	321	581	361	529	512	338	273	580	391	429	334	445	205	633	368	504
DULUTH P- 9	1281	69	961	334	358	59	452	487	526	406	757	163	438	475	559	321	523	282	353	508	325	591
DULUTH P-10	1394	136	832	303	462	46	273	538	303	509	478	324	256	521	333	406	314	380	206	546	321	461
DULUTH P-11	1055	65	775	321	388	51	270	484	324	428	503	232	231	481	371	307	323	315	212	481	277	466
DULUTH P-16	1206	196	604	184	363	40	151	437	168	403	300	255	142	406	197	319	190	314	123	422	271	311
DULUTH TWP.	1029	56	736	283	398	38	246	473	260	457	361	326	222	467	275	395	253	384	183	489	260	397
FREDENBERG TWP.	627	43	457	224	186	20	161	269	190	225	229	162	155	252	199	196	178	203	138	264	192	206
GNESEN TWP.	807	72	534	243	240	43	179	343	213	309	282	234	167	337	235	244	209	253	149	348	258	256
LAKEWOOD TWP.	1208	64	768	284	417	40	232	520	272	476	353	356	194	504	266	407	249	404	176	530	317	384

NORMANNA TWP.	332	20	246	77	147	17	73	170	75	168	111	117	57	173	76	142	67	143	49	168	125	118
NORTHSTAR TWP.	94	0	74	25	36	12	12	61	29	43	51	22	22	48	25	42	30	36	14	55	41	33
RICE LAKE TWP.	2363	118	1531	520	878	107	403	1119	489	1016	663	777	346	1122	448	971	434	945	286	1157	703	701
<b>County Totals:</b>	<b>22000</b>	<b>1365</b>	<b>14905</b>	<b>5838</b>	<b>7727</b>	<b>981</b>	<b>4845</b>	<b>9716</b>	<b>5667</b>	<b>8725</b>	<b>8196</b>	<b>5766</b>	<b>4333</b>	<b>9521</b>	<b>5853</b>	<b>7387</b>	<b>5480</b>	<b>7204</b>	<b>3547</b>	<b>10045</b>	<b>5905</b>	<b>7818</b>
District 6B Total	22000	1365	14905	5838	7727	981	4845	9716	5667	8725	8196	5766	4333	9521	5853	7387	5480	7204	3547	10045	5905	7818
% Of Voters		100		39.17	51.84	6.58	32.51	65.19	38.02	58.54	54.99	38.69	29.07	63.88	39.27	49.56	48.33	48.33	23.80	67.39	39.62	52.45
District 6 Total	44906	2670	31998	12908	16357	1937	10236	21075	-	-	15800	14202	9174	20749	11592	17119	11268	16756	7445	22017	12842	17490
% Of Voters		100		40.34	51.12	6.05	31.99	65.86	-	-	49.38	44.38	28.67	64.84	36.23	53.50	35.21	52.37	23.27	68.80	40.13	54.66

VOTER REGISTRATION	U.S. SENATOR	U.S. REP. DISTRICT 8	STATE REP.	GOVERNOR & LT. GOV.	SECRETARY OF STATE	STATE AUDITOR	STATE TREASURER	ATTORNEY GENERAL	CONST. AMEND. 1
--------------------	--------------	----------------------	------------	---------------------	--------------------	---------------	-----------------	------------------	-----------------

**District 7A  
County  
Saint Louis**

DULUTH P-27	2914	128	1933	694	1060	131	539	1377	747	1122	986	856	483	1335	546	1112	635	1090	357	1463	865	938
DULUTH P-29	793	61	464	137	285	29	128	325	172	280	182	243	118	314	137	272	118	270	71	346	223	199
DULUTH P-30	1561	70	1067	386	606	64	303	751	430	607	555	471	277	749	360	614	373	582	202	808	505	489
DULUTH P-31	1520	66	1110	450	571	76	363	738	489	593	621	443	338	710	415	597	419	580	253	784	476	564
DULUTH P-32	1533	109	916	261	584	44	200	699	291	604	340	525	165	686	207	616	212	594	126	740	466	381
DULUTH P-33	997	57	668	210	402	43	160	499	213	431	282	360	128	504	169	448	183	429	103	534	287	334
DULUTH P-34	1248	53	838	263	509	52	189	638	286	535	347	453	170	623	212	555	199	538	128	657	413	361
DULUTH P-35	1317	59	859	254	546	48	189	660	277	559	340	481	165	648	216	573	226	554	125	694	449	373
DULUTH P-36	797	44	410	93	277	31	80	322	106	291	122	262	75	312	81	288	84	284	46	337	217	154
DULUTH P-37	1427	61	938	284	577	61	226	698	321	599	380	509	184	695	250	614	242	607	138	743	458	426
DULUTH P-38	940	63	609	175	393	34	123	480	185	409	262	326	125	455	156	413	154	400	84	489	297	280
DULUTH P-39	643	27	414	116	254	34	92	310	145	256	170	219	78	310	111	269	98	271	62	329	195	189
DULUTH P-40	1161	78	733	218	461	43	158	562	248	468	280	424	142	543	181	491	185	476	110	584	361	313
DULUTH P-41	1380	83	870	263	536	56	201	658	288	562	335	494	162	656	219	583	214	575	139	682	466	337
DULUTH P-42	215	9	149	44	96	5	36	112	49	98	55	89	38	102	47	90	44	90	32	110	60	76
<b>County Totals:</b>	<b>18446</b>	<b>968</b>	<b>11978</b>	<b>3848</b>	<b>7157</b>	<b>751</b>	<b>2987</b>	<b>8829</b>	<b>4247</b>	<b>7414</b>	<b>5257</b>	<b>6155</b>	<b>2648</b>	<b>8642</b>	<b>3407</b>	<b>7535</b>	<b>3386</b>	<b>7340</b>	<b>1976</b>	<b>9300</b>	<b>5738</b>	<b>5414</b>
District 7A Total	18446	968	11978	3848	7157	751	2987	8829	4247	7414	5257	6155	2648	8642	3407	7535	3386	7340	1976	9300	5738	5414
% Of Voters		100		32.13	59.75	6.27	24.94	73.71	35.46	61.90	43.89	51.39	22.11	72.15	28.44	62.91	28.27	61.28	16.50	77.64	47.90	45.20

VOTER REGISTRATION	U.S. SENATOR	U.S. REP. DISTRICT 8	STATE REP.	GOVERNOR & LT. GOV.	SECRETARY OF STATE	STATE AUDITOR	STATE TREASURER	ATTORNEY GENERAL	CONST. AMEND. 1
--------------------	--------------	----------------------	------------	---------------------	--------------------	---------------	-----------------	------------------	-----------------

**District 7B  
County  
Saint Louis  
DULUTH P- 7**

DULUTH P- 7	1421	79	1015	383	539	68	283	712	446	534	564	386	262	703	377	531	359	519	205	736	410	549
-------------	------	----	------	-----	-----	----	-----	-----	-----	-----	-----	-----	-----	-----	-----	-----	-----	-----	-----	-----	-----	-----

Persons registered as of 7:00 a.m. election day  
 Persons registered on election day  
 Total number of persons voting

IR ROD GRAMS  
 DFL ANN WYNIA  
 IP DEAN M. BARKLEY

IR PHIL HERWIG  
 DFL JAMES L. OBERSTAR

IR CHRISTOPHER A. DAHLBERG  
 DFL MIKE JAROS

IR ARNE H. CARLSON AND JOANNE E. BENSON  
 DFL JOHN MARTY AND NANCY LARSON

IR DICK KIMBLER  
 DFL JOAN ANDERSON GROWE

IR JUDI DUTCHER  
 DFL DONALD M. MOE

IR JAMES C. (JIM) OLSON  
 DFL MICHAEL A. McGRATH

IR SHARON ANDERSON  
 DFL HUBERT H. HUMPHREY III

YES  
 NO



DULUTH P- 8	921	42	650	291	303	45	255	375	310	315	457	163	224	375	300	280	268	276	177	408	231	383
DULUTH P-12	1411	90	947	399	492	47	311	617	413	485	575	330	292	594	384	458	374	421	229	617	392	502
DULUTH P-13	2075	775	1095	501	482	67	321	725	615	424	663	358	388	554	470	443	472	411	281	707	559	477
DULUTH P-14	2610	177	1630	688	817	99	508	1083	744	821	953	571	531	994	651	798	638	740	393	1109	668	856
DULUTH P-15	1053	75	724	238	446	23	181	527	291	420	357	325	190	476	246	389	218	390	135	535	263	413
DULUTH P-17	986	134	420	133	242	25	113	291	144	258	177	197	97	285	126	232	124	224	85	284	196	195
DULUTH P-18	1147	121	532	147	343	31	113	405	162	350	217	285	99	374	136	318	131	311	97	376	251	256
DULUTH P-19	1343	123	814	232	495	65	186	608	265	523	356	401	164	583	210	482	213	450	124	609	358	403
DULUTH P-20	1531	118	993	352	553	62	267	709	403	563	518	412	255	670	323	558	320	548	197	720	406	523
DULUTH P-21	786	59	435	166	246	16	138	288	164	253	227	191	120	284	149	239	131	232	91	305	200	208
DULUTH P-22	998	84	521	134	354	17	114	398	153	351	201	281	98	370	136	306	120	314	86	388	252	230
DULUTH P-23	1031	63	522	154	320	25	125	381	172	332	218	289	118	359	127	320	144	294	91	380	212	230
DULUTH P-24	643	356	356	92	239	16	83	264	113	228	144	196	70	262	83	242	89	225	45	287	164	152
DULUTH P-25	1091	78	713	239	415	38	168	521	283	405	373	308	179	477	251	358	232	351	151	495	301	365
DULUTH P-26	987	97	639	179	416	34	144	479	220	406	291	319	132	451	189	380	170	378	104	478	305	287
DULUTH P-28	1440	97	770	187	515	48	156	597	218	531	307	414	147	580	195	487	189	480	100	611	357	315

County Totals:	21454	2568	12776	4515	7217	726	3466	8980	5116	7199	6598	5406	3366	8371	4353	6821	4192	6564	2591	9045	5525	6344
District 7B Total % Of Voters	21454	2568	12776	4515	7217	726	3466	8980	5116	7199	6598	5406	3366	8371	4353	6821	4192	6264	2591	9045	5525	6344
District 7 Total % Of Voters	39900	3536	24754	8363	14374	1477	6453	17809	40.04	56.35	51.64	42.31	26.35	65.52	34.07	53.39	32.81	49.03	20.28	70.80	43.25	49.66
District 7 Total % Of Voters	39900	3536	24754	8363	14374	1477	6453	17809	-	-	11855	11561	6014	17013	7760	14356	7578	13604	4567	18345	11263	11758
District 7 Total % Of Voters	39900	3536	24754	8363	14374	1477	6453	17809	-	-	47.89	46.70	24.30	68.73	31.35	57.99	30.61	54.96	18.45	74.11	45.50	47.50

VOTER REGISTRATION	U.S. SENATOR	U.S. REP. DISTRICT 8	STATE REP.	GOVERNOR & LT. GOV.	SECRETARY OF STATE	STATE AUDITOR	STATE TREASURER	ATTORNEY GENERAL	CONST. AMEND. 1
--------------------	--------------	----------------------	------------	---------------------	--------------------	---------------	-----------------	------------------	-----------------

District 8A County	Persons registered as of 7:00 a.m. election day	Persons registered on election day	Total number of persons voting	IR ROD GRAMS	DFL ANN WYNIA	IP DEAN M. BARKLEY	IR PHIL HERWIG	DFL JAMES L. OBERSTAR	IR JAN GRANNES	DFL MARY MURPHY	IR ARNE H. CARLSON AND JOANNE E. BENSON	DFL JOHN MARTY AND NANCY LARSON	IR DICK KIMBLER	DFL JOAN ANDERSON GROWE	IR JUDI DUTCHER	DFL DONALD M. MOE	IR JAMES C. (JIM) OLSON	DFL MICHAEL A. McGRATH	IR SHARON ANDERSON	DFL HUBERT H. HUMPHREY III	YES	NO
CARLTON	465	34	326	121	168	25	82	233	220	99	136	166	74	228	92	177	103	179	62	234	168	132
CLOQUET W-1	1429	92	1105	441	594	48	288	803	547	547	510	511	274	772	356	645	357	647	220	819	493	541
CLOQUET W-2	1167	68	759	258	448	37	176	573	317	437	327	395	160	588	186	503	199	498	115	608	377	331
CLOQUET W-3	1160	108	762	293	430	24	191	551	339	412	316	389	185	528	244	442	221	453	152	556	333	387
CLOQUET W-4	1124	73	772	296	429	33	205	555	355	406	371	360	195	539	248	450	254	447	151	575	341	382
CLOQUET W-5 P-1	984	72	765	333	370	35	241	507	394	364	391	331	231	492	304	388	294	385	189	515	327	388
CLOQUET W-5 P-2	261	29	153	54	88	6	34	117	54	96	61	83	33	112	42	96	37	102	31	116	77	70
SCANLON	539	44	417	156	226	17	108	303	206	208	180	215	97	284	120	259	125	250	77	315	196	207
THOMSON	89	5	59	12	41	3	10	47	31	26	14	37	9	46	10	40	9	40	2	52	24	29
THOMSON TWP.	2494	171	1808	787	903	83	584	1200	975	819	830	810	575	1133	678	953	654	945	421	1246	721	949
TWIN LAKES TWP.	1020	65	741	322	367	38	246	483	481	252	352	328	223	482	258	415	260	402	164	526	378	322
County Totals:	10732	761	7667	3073	4064	349	2165	5372	3919	3688	3488	3635	2056	5184	2538	4368	2513	4348	1584	5562	3435	3738

Saint Louis																						
BREVATOR TWP.	559	26	353	125	188	32	110	243	153	192	142	184	90	239	108	217	102	217	77	251	176	173
HERMANTOWN P-1	1159	116	762	298	414	39	235	519	387	366	405	316	218	493	276	414	281	395	187	536	339	361
HERMANTOWN P-2	1374	76	960	368	503	63	273	670	476	476	474	431	237	674	331	546	350	503	223	683	437	443
HERMANTOWN P-3	1522	89	1130	400	634	70	324	780	566	547	543	522	273	786	379	634	374	608	226	826	500	523

INDUSTRIAL TWP.	372	24	238	83	132	16	63	173	133	102	103	121	49	178	81	144	76	146	46	177	122	113
MIDWAY TWP.	901	37	547	212	267	46	148	381	239	269	255	241	139	318	175	259	170	259	104	375	202	231
PROCTOR	1849	137	1337	414	839	61	272	1053	523	803	537	722	262	1010	340	883	343	874	202	1059	634	600
SOLWAY TWP.	1048	46	725	243	418	58	197	520	320	397	287	406	166	528	197	473	185	484	122	562	349	342
<b>County Totals:</b>	<b>8784</b>	<b>551</b>	<b>6052</b>	<b>2143</b>	<b>3395</b>	<b>385</b>	<b>1622</b>	<b>4339</b>	<b>2797</b>	<b>3152</b>	<b>2746</b>	<b>2943</b>	<b>1434</b>	<b>4226</b>	<b>1887</b>	<b>3570</b>	<b>1881</b>	<b>3486</b>	<b>1187</b>	<b>4469</b>	<b>2759</b>	<b>2786</b>
District 8A Total	19516	1312	13719	5216	7459	734	3787	9711	6716	6820	6234	6578	3490	9410	4425	7938	4394	7834	2771	10031	6194	6524
% Of Voters			100	38.02	54.37	5.35	27.60	70.79	48.95	49.71	45.44	47.95	25.44	68.59	32.25	57.86	32.03	57.10	20.20	73.12	45.15	47.55

	VOTER REGISTRATION			U.S. SENATOR			U.S. REP. DISTRICT 8			STATE REP.		GOVERNOR & LT. GOV.		SECRETARY OF STATE		STATE AUDITOR		STATE TREASURER		ATTORNEY GENERAL		CONST. AMEND. 1	
	Persons registered as of 7:00 a.m. election day	Persons registered on election day	Total number of persons voting	IR ROD GRAMS	DFL ANN WYNIA	IP DEAN M. BARKLEY	IR PHIL HERWIG	DFL JAMES L. OBERSTAR	IR ZOE JOHNSON	DFL BECKY LOUREY	IR ARNE H. CARLSON AND JOANNE E. BENSON	DFL JOHN MARTY AND NANCY LARSON	IR DICK KIMBLER	DFL JOAN ANDERSON GROWE	IR JUDI DUTCHER	DFL DONALD M. MOE	IR JAMES C. (JIM) OLSON	DFL MICHAEL A. McGRATH	IR SHARON ANDERSON	DFL HUBERT H. HUMPHREY III	YES	NO	
<b>District 8B</b>																							
<b>County Aitkin</b>																							
BEAVER TWP.	35	6	32	9	13	5	7	23	11	21	8	12	7	16	8	14	8	15	2	23	17	14	
CLARK TWP.	87	12	80	37	39	2	17	61	28	51	29	39	21	54	23	50	28	47	16	62	49	30	
FARM ISLAND TWP.	552	0	448	218	195	26	194	251	194	259	245	173	154	269	197	207	193	207	128	287	233	214	
GLEN TWP.	279	15	199	75	103	15	58	138	72	125	96	92	48	142	71	112	61	120	41	142	113	85	
HAUGEN TWP.	91	6	68	31	29	6	29	38	32	34	38	26	26	40	30	30	31	28	22	43	36	32	
HAZELTON TWP.	458	22	330	168	142	13	143	181	155	168	198	117	135	186	158	156	155	153	102	208	186	142	
IDUN TWP.	119	5	69	32	32	5	24	44	29	39	42	25	22	44	28	38	27	38	20	45	40	28	
KIMBERLY TWP.	156	6	110	66	34	6	56	54	57	51	67	32	57	47	58	43	55	41	44	57	47	63	
LAKESIDE TWP.	334	21	241	106	121	10	88	153	97	139	127	104	82	152	89	138	94	134	79	147	153	88	
LEE TWP.	26	0	21	4	6	0	8	11	16	5	11	10	9	9	11	7	10	7	9	7	10	11	
MCGRATH	50	2	38	18	17	2	21	15	21	16	21	15	17	19	16	20	15	21	13	22	18	20	
MCGREGOR	207	18	159	68	68	13	45	112	57	97	73	69	51	94	52	88	60	74	43	102	95	63	
MCGREGOR TWP.	69	6	53	24	28	1	15	36	26	27	13	30	14	35	9	37	12	33	11	33	25	28	
MILLWARD TWP.	31	0	23	13	8	1	11	12	14	9	10	9	7	13	10	10	11	9	9	12	16	7	
MALMO TWP.	211	7	141	52	77	6	42	94	55	81	61	74	37	96	42	89	46	84	34	97	85	55	
NORLAND TWP.	476	30	421	194	199	17	156	261	174	237	235	157	145	261	190	204	179	204	109	283	216	203	
PLINY TWP.	77	0	50	25	19	2	23	27	31	19	28	18	22	25	22	26	21	22	15	27	31	19	
RICE RIVER TWP.	74	5	63	33	22	6	23	39	31	32	26	27	20	39	27	33	21	37	20	39	31	32	
SALO TWP.	62	6	54	12	34	5	11	43	13	40	17	31	7	40	9	36	11	33	10	38	29	25	
SEAVEY TWP.	35	0	26	16	9	1	12	14	16	10	15	9	8	15	8	16	12	13	9	15	16	10	
SHAMROCK TWP.	699	43	523	224	261	25	184	328	208	291	255	239	167	321	196	282	195	272	143	346	297	220	
SPALDING TWP.	105	17	78	23	50	2	16	62	24	54	34	37	11	61	16	56	22	48	10	59	41	36	
TAMARACK	40	4	37	18	17	0	13	23	14	21	18	15	12	23	14	20	16	18	16	18	20	17	
WAGNER TWP.	208	5	146	62	73	10	54	92	72	74	67	72	44	100	51	93	47	93	38	102	85	59	
WEALTHWOOD TWP.	148	12	113	48	54	7	38	71	41	68	65	38	32	72	47	69	39	60	23	80	70	41	
WHITE PINE TWP.	48	0	31	11	16	2	5	26	11	20	11	16	4	24	4	22	4	23	7	19	16	15	
WILLIAMS TWP.	80	4	50	29	15	3	30	19	37	13	26	18	21	23	24	21	17	26	17	28	23	26	
<b>County Totals:</b>	<b>4757</b>	<b>252</b>	<b>3604</b>	<b>1626</b>	<b>1681</b>	<b>191</b>	<b>1323</b>	<b>2228</b>	<b>1536</b>	<b>2001</b>	<b>1838</b>	<b>1504</b>	<b>1180</b>	<b>2220</b>	<b>1410</b>	<b>1917</b>	<b>1390</b>	<b>1860</b>	<b>990</b>	<b>2341</b>	<b>1998</b>	<b>1583</b>	

<b>Carlton</b>																							
ATKINSON TWP.	194	6	136	63	59	12	57	76	54	78	54	57	39	91	55	70	42	77	36	84	53	75	
AUTOMBA TWP.	93	2	47	15	30	0	7	39	8	39	14	32	7	39	8	32	8	34	10	37	19	25	

(8B)

413

BARNUM	305	36	210	81	113	7	48	159	56	152	95	103	40	159	57	133	75	119	29	170	114	84
BARNUM TWP.	483	45	340	151	160	19	99	238	121	215	159	163	85	241	115	192	119	189	75	250	172	150
BESEMAN TWP.	64	5	37	16	20	0	9	28	17	19	14	19	9	27	14	19	13	20	6	29	17	20
BLACKHOOF TWP.	418	15	266	125	123	15	96	163	122	138	130	114	93	157	101	134	109	131	79	174	110	144
CORONA TWP.	38	0	27	12	15	0	9	17	8	19	8	16	12	14	10	14	11	12	3	19	10	17
CROMWELL	115	7	72	28	41	2	16	56	21	50	35	33	17	50	22	43	18	47	16	54	30	36
EAGLE TWP.	329	34	241	107	117	9	68	170	102	135	114	115	68	156	82	136	86	126	56	165	118	108
HOLYOKE TWP.	185	4	122	35	72	9	35	85	41	81	32	80	25	89	31	75	33	73	21	87	53	62
KALEVALA TWP.	178	10	122	41	70	8	36	86	40	80	52	60	25	89	33	78	34	73	21	95	65	51
KETTLE RIVER	118	1	73	23	43	3	17	56	13	57	20	48	9	59	11	54	14	51	11	54	37	32
LAKEVIEW TWP.	107	4	82	30	46	4	16	64	18	63	32	45	12	60	13	57	18	51	11	67	25	50
MAHTOWA TWP.	325	16	235	93	125	15	69	162	89	141	76	134	61	163	67	149	67	147	41	180	123	106
MOOSE LAKE	818	75	562	213	304	29	157	398	195	357	273	267	157	372	187	318	203	299	109	420	231	293
MOOSE LAKE TWP.	553	48	421	181	209	19	150	264	185	234	211	182	132	272	165	214	172	206	104	291	178	214
PERCH LAKE TWP.	512	26	318	111	177	17	78	233	122	192	115	182	78	225	86	199	89	200	62	236	162	136
RED CLOVER TWP.	168	0	113	36	72	4	16	95	31	82	33	75	14	91	20	88	26	78	11	98	49	58
SAWYER TWP.	202	18	139	54	69	10	35	99	50	85	53	80	29	98	34	81	36	86	26	102	74	54
SILVER BROOK TWP.	313	11	231	108	106	7	52	173	92	131	118	100	59	153	78	120	75	122	42	169	108	105
SILVER TWP.	216	9	167	68	91	5	51	114	74	89	82	81	47	115	60	92	57	95	38	118	75	78
SKELTON TWP.	199	10	161	61	88	3	42	115	58	98	61	88	45	107	41	100	48	98	33	120	73	77
SPLIT ROCK TWP.	71	0	44	31	11	1	21	22	21	22	21	21	15	28	13	28	17	22	16	24	13	25
WRENSHALL	160	3	119	45	63	4	21	97	36	77	41	68	29	85	35	72	31	71	25	85	60	51
WRENSHALL TWP.	154	4	110	49	50	6	37	72	40	68	42	64	25	76	36	60	34	59	21	74	56	52
WRIGHT	80	1	55	22	28	4	21	32	21	32	21	30	16	34	19	30	16	28	10	35	26	26
<b>County Totals:</b>	<b>6398</b>	<b>390</b>	<b>4450</b>	<b>1799</b>	<b>2302</b>	<b>212</b>	<b>1263</b>	<b>3113</b>	<b>1635</b>	<b>2734</b>	<b>1906</b>	<b>2257</b>	<b>1148</b>	<b>3050</b>	<b>1393</b>	<b>2588</b>	<b>1451</b>	<b>2514</b>	<b>912</b>	<b>3237</b>	<b>2051</b>	<b>2129</b>

<b>Pine</b>																						
ARLONE TWP.	174	8	121	72	42	5	38	80	66	54	65	40	44	70	50	56	56	52	41	70	66	55
ARNA TWP.	75	4	47	23	21	2	19	28	30	17	26	18	20	24	20	22	22	21	13	27	17	29
ASKOV	229	12	172	77	90	4	53	111	81	87	86	74	53	108	67	90	66	88	49	117	73	97
BARRY TWP.	276	15	209	109	81	9	85	119	110	91	116	77	82	112	92	101	88	94	68	121	103	100
BIRCH CREEK TWP.	144	0	86	36	43	2	22	64	35	51	42	40	15	67	25	55	21	55	12	69	45	39
BREMEN TWP.	105	9	83	30	47	4	23	60	30	53	39	41	20	56	24	52	24	50	19	58	44	37
BROOK PARK	84	11	76	26	42	4	17	59	14	62	32	39	13	59	15	53	18	51	14	58	50	26
BROOK PARK TWP.	241	10	127	55	61	4	35	89	46	78	48	68	27	85	32	80	35	75	29	88	68	57
BRUNO	62	1	44	17	24	2	8	35	11	31	21	20	9	33	12	29	9	29	6	35	26	18
BRUNO TWP.	87	5	54	25	24	4	19	34	22	32	31	21	14	34	19	31	17	30	12	36	32	21
CHENGWATANA TWP.	359	28	258	149	87	11	97	159	133	121	149	84	104	142	113	117	113	116	74	158	122	132
CLOVER TWP.	128	11	105	74	26	2	56	48	79	24	54	28	62	33	64	28	54	32	43	43	34	71
CROSBY TWP.	50	2	47	21	24	1	13	34	18	29	25	21	10	34	18	25	14	29	11	35	24	22
DANFORTH TWP.	35	3	31	27	2	2	22	9	27	4	24	4	20	11	25	5	19	5	14	10	10	21
DELL GROVE TWP.	364	26	275	146	105	12	90	181	148	124	166	88	96	157	125	121	114	114	87	157	122	150
DENHAM	26	0	15	8	7	0	3	12	11	3	4	7	2	10	5	9	2	9	1	11	7	8
FINLAYSON	138	17	118	49	60	7	35	83	49	69	61	54	34	80	47	59	42	75	31	84	60	58
FINLAYSON TWP.	234	22	175	92	69	7	70	104	86	87	87	78	54	110	68	89	59	94	53	111	95	75
FLEMING TWP.	48	2	32	17	15	0	9	23	17	15	17	11	15	17	15	16	15	14	11	17	20	11
HENRIETTE	48	3	31	24	5	0	16	14	12	18	19	9	13	13	13	9	14	10	11	11	21	10
HINCKLEY	582	61	446	222	197	14	145	289	199	240	248	160	136	284	189	212	193	206	119	300	201	239
HINCKLEY TWP.	402	26	296	172	102	14	118	173	162	130	169	99	114	165	130	141	139	123	94	172	150	145
KERRICK	51	1	41	18	21	1	6	35	17	23	18	22	8	30	11	26	15	21	6	30	17	24
KERRICK TWP.	165	6	108	41	56	10	29	77	40	67	39	65	31	71	35	65	30	63	21	79	45	63
KETTLE RIVER TWP.	221	12	144	62	74	6	41	103	62	81	59	79	44	93	49	81	47	79	29	107	67	64
MISSION CREEK TWP.	269	22	182	95	68	13	70	109	88	91	106	64	67	102	82	87	77	84	60	108	109	70
MUNCH TWP.	107	9	76	29	38	2	24	49	23	49	44	28	23	47	31	39	26	41	19	49	34	40

NEW DOSEY TWP.	47	3	34	18	10	4	11	22	20	13	19	12	15	15	12	15	15	14	12	20	15	19
NICKERSON TWP.	80	7	62	26	29	5	17	44	27	34	22	30	20	38	23	32	18	59	15	41	39	23
NORMAN TWP.	141	4	98	36	52	7	31	66	42	56	46	48	27	65	33	53	30	52	21	70	46	51
OGEMA TWP.	101	6	64	30	32	0	14	50	25	38	22	36	16	46	22	37	24	34	17	41	29	34
PARK TWP.	28	2	22	9	11	0	6	15	7	14	8	11	6	11	5	11	6	10	5	12	11	11
PARTRIDGE TWP.	280	25	203	98	88	11	65	136	100	101	101	93	60	125	83	98	78	100	53	132	101	101
PINE LAKE TWP.	340	21	251	106	126	11	74	173	110	135	122	105	60	169	83	147	69	146	54	169	109	141
POKEGAMA TWP.	1212	120	941	417	422	64	326	598	377	547	530	364	302	575	384	481	361	482	265	590	541	390
RUTLEDGE	111	6	71	29	39	1	11	60	25	44	25	46	13	57	16	51	15	52	8	62	43	27
SANDSTONE	715	62	492	225	223	27	173	305	228	255	246	205	158	305	205	244	208	231	120	333	246	237
SANDSTONE TWP.	371	22	266	171	179	4	125	135	177	86	153	90	125	128	143	100	137	90	94	142	111	152
STURGEON LAKE	148	17	111	47	57	5	30	80	43	67	47	56	30	74	35	65	33	67	28	74	68	44
STURGEON LAKE TWP.	186	13	138	59	65	9	42	94	47	90	38	88	35	92	32	93	36	83	22	109	78	59
WILLOW RIVER	162	20	129	60	59	7	35	93	50	79	53	69	30	87	43	74	49	70	27	95	78	50
WILMA TWP.	45	2	28	18	9	0	16	12	20	8	16	9	9	16	15	9	13	9	9	13	6	21
WINDEMERE TWP.	810	56	580	216	302	46	189	386	208	363	281	277	143	410	206	335	200	343	137	414	283	292
<b>County Totals:</b>	<b>9481</b>	<b>712</b>	<b>6889</b>	<b>3281</b>	<b>3034</b>	<b>343</b>	<b>2328</b>	<b>4450</b>	<b>3122</b>	<b>3661</b>	<b>3524</b>	<b>2878</b>	<b>2179</b>	<b>4260</b>	<b>2716</b>	<b>3543</b>	<b>2621</b>	<b>3502</b>	<b>1834</b>	<b>4478</b>	<b>3466</b>	<b>3334</b>
<b>District 8B Total</b>	<b>20636</b>	<b>1354</b>	<b>14943</b>	<b>6706</b>	<b>7017</b>	<b>746</b>	<b>4914</b>	<b>9791</b>	<b>6293</b>	<b>8396</b>	<b>7268</b>	<b>6639</b>	<b>4507</b>	<b>9530</b>	<b>5519</b>	<b>8048</b>	<b>5462</b>	<b>7876</b>	<b>3736</b>	<b>10056</b>	<b>7515</b>	<b>7046</b>
<b>% Of Voters</b>			<b>100</b>	<b>44.88</b>	<b>46.96</b>	<b>4.99</b>	<b>32.88</b>	<b>65.52</b>	<b>42.11</b>	<b>56.19</b>	<b>48.64</b>	<b>44.43</b>	<b>30.16</b>	<b>63.78</b>	<b>36.93</b>	<b>53.86</b>	<b>36.55</b>	<b>52.71</b>	<b>25.00</b>	<b>67.30</b>	<b>50.29</b>	<b>47.15</b>
<b>District 8 Total</b>	<b>40152</b>	<b>2666</b>	<b>28662</b>	<b>11922</b>	<b>14476</b>	<b>1480</b>	<b>8701</b>	<b>19502</b>	-	-	<b>13502</b>	<b>13217</b>	<b>7997</b>	<b>18940</b>	<b>9944</b>	<b>15986</b>	<b>9856</b>	<b>15710</b>	<b>6507</b>	<b>20087</b>	<b>13709</b>	<b>13570</b>
<b>% Of Voters</b>			<b>100</b>	<b>41.60</b>	<b>50.51</b>	<b>5.16</b>	<b>30.36</b>	<b>68.04</b>	-	-	<b>47.11</b>	<b>46.11</b>	<b>27.90</b>	<b>66.08</b>	<b>34.69</b>	<b>55.77</b>	<b>22.70</b>	<b>70.08</b>	<b>47.83</b>	<b>47.34</b>		

VOTER REGISTRATION	U.S. SENATOR	U.S. REP. DISTRICT 7	STATE REP.	GOVERNOR & LT. GOV.	SECRETARY OF STATE	STATE AUDITOR	STATE TREASURER	ATTORNEY GENERAL	CONST. AMEND. 1
--------------------	--------------	----------------------	------------	---------------------	--------------------	---------------	-----------------	------------------	-----------------

District 9A County Clay	Persons registered as of 7:00 a.m. election day	Persons registered on election day	Total number of persons voting	IR ROD GRAMS	DEL ANN WYNIA	IP DEAN M. BARKLEY	IR BERNIE OMANN	DEL COLLIN C. PETERSON	IR KEVIN GOODNO	DEL LARRY NICHOLSON	IR RANE H. CARLSON AND JOHANNE E. BENSON	DEL JAN MARTY AND NANCY LARSON	IR DICK KIMBLER	DEL JOHN ANDERSON GROVE	IR JUDI DUTCHER	DEL DONALD M. MOE	IR JAMES C. (JIM) OLSON	DEL MICHAEL A. McGRATH	IR SHARON ANDERSON	DEL HUBERT H. HUMPHREY III	YES	NO
MOORHEAD CITY W-1 P-1	1358	93	848	438	384	17	332	504	707	137	599	216	319	483	388	390	425	325	238	568	309	448
MOORHEAD CITY W-1 P-2	1386	74	718	351	334	17	260	449	559	153	458	214	258	428	279	375	309	330	179	495	286	369
MOORHEAD CITY W-1 P-3	1410	78	648	298	316	11	233	404	492	145	414	190	237	367	276	306	274	275	175	419	198	346
MOORHEAD CITY W-2 P-1	1386	120	722	265	423	17	262	424	475	237	394	285	229	450	268	369	279	348	162	508	231	413
MOORHEAD CITY W-2 P-2	1409	97	333	157	157	6	147	177	239	87	213	102	122	179	149	140	145	131	74	216	113	199
MOORHEAD CITY W-2 P-3	1050	60	590	297	270	15	239	348	458	125	398	170	224	337	272	271	295	233	153	405	251	279
MOORHEAD CITY W-3 P-1	1594	94	1048	540	461	22	476	547	863	174	718	277	446	561	504	461	509	409	310	645	330	615
MOORHEAD CITY W-3 P-2	1305	107	484	243	204	7	219	244	386	81	324	120	197	247	245	185	233	173	137	300	159	271
MOORHEAD CITY W-3 P-3	1787	162	1188	707	437	18	580	595	1053	126	929	223	545	597	695	415	687	358	366	746	447	641
MOORHEAD CITY W-4 P-1	1699	113	984	519	423	25	459	516	829	143	706	234	408	536	497	425	489	382	272	680	352	562
MOORHEAD CITY W-4 P-2	1648	154	1144	638	470	20	514	603	972	164	835	273	485	620	573	500	577	441	322	745	388	656
MOORHEAD CITY W-4 P-3	1153	88	686	375	288	12	304	377	586	96	491	167	286	374	377	261	361	248	206	442	262	369
MOORHEAD TWP.	279	10	164	97	58	7	69	94	135	28	127	29	64	94	84	64	85	61	49	104	42	98
<b>County Totals:</b>	<b>17464</b>	<b>1250</b>	<b>9557</b>	<b>4925</b>	<b>4225</b>	<b>194</b>	<b>4094</b>	<b>5282</b>	<b>7754</b>	<b>1696</b>	<b>6606</b>	<b>2500</b>	<b>3820</b>	<b>5273</b>	<b>4607</b>	<b>4162</b>	<b>4668</b>	<b>3714</b>	<b>2643</b>	<b>6253</b>	<b>3368</b>	<b>5266</b>
<b>District 9A Total</b>	<b>17464</b>	<b>1250</b>	<b>9557</b>	<b>4925</b>	<b>4225</b>	<b>194</b>	<b>4094</b>	<b>5282</b>	<b>7754</b>	<b>1696</b>	<b>6606</b>	<b>2500</b>	<b>3820</b>	<b>5273</b>	<b>4607</b>	<b>4162</b>	<b>4668</b>	<b>3714</b>	<b>2643</b>	<b>6253</b>	<b>3368</b>	<b>5266</b>
<b>% Of Voters</b>			<b>100</b>	<b>51.53</b>	<b>44.21</b>	<b>2.03</b>	<b>42.84</b>	<b>55.27</b>	<b>81.13</b>	<b>17.75</b>	<b>69.12</b>	<b>26.16</b>	<b>39.97</b>	<b>55.17</b>	<b>48.21</b>	<b>43.55</b>	<b>48.84</b>	<b>38.86</b>	<b>27.66</b>	<b>65.43</b>	<b>35.24</b>	<b>55.10</b>

	VOTER REGISTRATION			U.S. SENATOR			U.S. REP. DISTRICT 7		STATE REP.		GOVERNOR & LT. GOV.		SECRETARY OF STATE		STATE AUDITOR		STATE TREASURER		ATTORNEY GENERAL		CONST. AMEND. 1	
	Persons registered as of 7:00 a.m. election day	Persons registered on election day	Total number of persons voting	IR ROD GRAMS	DFL ANN WYNIA	IP DEAN M. BARKLEY	IR BERNIE OMANN	DFL COLLINC. PETERSON	IR ROBERT L. (BOB) WESTFALL	DFL MARVIN K. DAUNER	IR ARNE H. CARLSON AND JOANNE E. BENSON	DFL JOHMARTY AND NANCY LARSON	IR DICK KIMBLER	DFL JOAN ANDERSON GROWE	IR JUDI DUTCHER	DFL DONALD M. MOE	IR JAMES C. (JIM) OLSON	DFL MICHAEL A. McGRATH	IR SHARON ANDERSON	DFL HUBERT H. HUMPHREY III	YES	NO
<b>District 9B</b>																						
<b>County Becker</b>																						
AUDUBON	209	13	128	65	54	3	47	79	43	83	67	49	50	70	55	60	57	55	39	83	51	63
AUDUBON TWP.	288	16	181	87	80	4	77	99	74	106	111	55	69	98	78	84	93	68	55	111	56	108
CORMORANT TWP.	588	24	380	221	148	7	175	203	184	193	264	101	180	183	196	159	206	137	140	221	128	220
LAKE EUNICE TWP.	680	26	418	232	163	9	175	239	203	198	294	100	178	203	198	176	214	156	146	250	166	204
LAKE PARK	361	36	250	110	120	4	86	158	76	168	152	84	77	158	85	139	108	115	69	169	81	135
LAKE PARK TWP.	258	7	155	64	79	7	48	104	56	96	83	54	50	99	65	77	70	72	44	99	46	93
<b>County Totals:</b>	<b>2384</b>	<b>122</b>	<b>1512</b>	<b>779</b>	<b>644</b>	<b>34</b>	<b>608</b>	<b>882</b>	<b>636</b>	<b>844</b>	<b>971</b>	<b>443</b>	<b>604</b>	<b>811</b>	<b>677</b>	<b>695</b>	<b>748</b>	<b>603</b>	<b>493</b>	<b>933</b>	<b>528</b>	<b>823</b>
<b>Clay</b>																						
ALLIANCE TWP.	163	4	111	56	48	5	26	85	45	63	79	28	49	58	41	63	58	46	25	82	49	48
BARNESVILLE CITY W-1	442	25	254	114	113	9	80	169	92	153	147	87	77	158	83	137	86	129	54	182	77	130
BARNESVILLE CITY W-2	428	22	265	108	139	7	85	173	106	150	154	104	66	180	91	152	95	139	50	200	86	144
BARNESVILLE CITY W-3	365	24	240	121	104	3	88	146	103	129	149	76	78	135	102	103	107	97	64	153	82	117
BARNESVILLE TWP.	96	3	66	32	28	2	19	46	28	35	51	13	21	38	28	32	33	28	16	47	16	42
COMSTOCK	75	0	52	18	27	3	17	33	14	38	38	11	13	34	19	25	19	28	12	35	13	29
CROMWELL TWP.	187	11	123	51	66	2	41	81	25	98	70	51	36	81	45	67	51	65	25	97	40	72
DILWORTH	1488	114	796	324	424	26	243	539	249	529	449	295	237	517	265	457	296	411	188	570	356	314
EGLON TWP.	244	14	158	73	72	8	55	101	36	119	110	43	52	90	65	72	74	63	43	103	41	94
ELKTON TWP.	180	5	120	48	64	5	32	87	29	90	81	34	27	87	38	77	39	70	21	96	55	52
ELMWOOD TWP.	263	17	182	95	78	4	48	133	64	118	123	55	60	116	73	97	80	92	42	135	72	88
GLYNDON	537	34	274	119	131	9	97	173	82	183	172	83	81	178	98	147	118	122	68	193	90	142
GLYNDON TWP.	190	13	125	64	51	5	41	83	50	72	90	29	42	76	51	62	58	52	36	81	54	64
HAWLEY	1012	55	598	281	282	12	216	368	157	436	398	171	202	363	247	297	273	253	147	413	220	313
HAWLEY TWP.	227	15	128	58	66	2	41	85	35	93	76	46	40	82	49	69	52	63	31	92	51	60
HIGHLAND GROVE TWP.	154	5	96	44	46	2	34	61	24	72	55	35	28	64	35	52	44	41	27	64	23	61
HITTERDAL	122	8	89	44	41	1	32	55	22	64	52	32	20	61	32	52	35	47	23	60	36	35
HOLY CROSS TWP.	79	8	72	43	27	0	34	38	35	37	50	16	29	39	33	31	35	27	21	43	25	33
HUMBOLDT TWP.	138	10	101	50	43	1	35	66	34	63	65	30	33	60	44	45	37	49	24	67	33	55
KURTZ TWP.	200	9	130	75	54	0	57	72	70	59	101	24	59	68	76	49	75	42	44	74	49	62
MOLAND TWP.	186	10	100	58	38	2	44	56	52	48	82	17	46	49	55	40	57	31	42	53	29	57
OAKPORT TWP.	983	51	602	340	230	13	254	341	300	285	431	147	275	307	310	246	315	232	186	367	252	303
PARKE TWP.	246	18	176	91	63	11	74	100	68	107	122	43	71	102	89	73	99	64	57	112	57	100
RIVERTON TWP.	258	14	165	94	62	7	70	94	69	96	111	48	67	90	70	79	79	67	48	106	53	91
SABIN	245	25	173	75	90	5	55	115	82	109	117	47	55	105	65	87	71	78	41	125	75	70
SKREE TWP.	98	5	71	41	22	4	28	43	22	47	43	23	25	41	32	31	33	27	19	44	25	39
SPRING PRAIRIE TWP.	158	12	87	36	48	0	24	61	20	67	52	30	27	53	32	47	32	43	21	63	27	48
TANSEM TWP.	133	3	95	41	51	2	26	64	31	64	56	29	29	61	38	45	41	42	23	66	25	56
<b>County Totals:</b>	<b>8897</b>	<b>534</b>	<b>5449</b>	<b>2594</b>	<b>2508</b>	<b>150</b>	<b>1896</b>	<b>3468</b>	<b>1924</b>	<b>3424</b>	<b>3524</b>	<b>1647</b>	<b>1845</b>	<b>3293</b>	<b>2206</b>	<b>2734</b>	<b>2392</b>	<b>2448</b>	<b>1398</b>	<b>3723</b>	<b>2011</b>	<b>2719</b>
<b>Otter Tail</b>																						
CARLISLE TWP.	129	6	92	68	23	0	49	43	67	21	57	26	57	31	52	34	47	32	34	47	14	77

DUNN TWP	463	25	296	162	119	10	145	148	175	110	212	73	134	150	158	123	164	102	114	161	99	181
ELIZABETH CITY	100	13	80	39	33	3	21	58	34	44	37	36	17	57	23	47	23	47	15	59	34	42
ELIZABETH TWP	379	8	224	125	93	2	95	127	137	83	140	75	98	118	120	84	115	88	81	132	82	132
ERHARD CITY	108	13	76	39	32	4	39	36	44	31	45	26	31	41	29	40	35	34	26	45	32	42
ERHARDS GROVE TWP	254	12	149	72	69	2	50	98	86	61	84	57	53	88	67	74	62	77	53	92	39	104
LIDA TWP	415	23	271	155	96	10	125	142	179	88	217	45	128	128	142	109	143	98	98	146	98	154
MAPLEWOOD TWP	147	11	91	46	40	4	37	50	57	30	61	26	40	44	52	34	43	36	33	51	24	59
NORWEGIAN GROVE TWP	205	5	117	61	45	2	39	77	67	46	75	34	37	71	57	46	53	50	36	72	33	72
ORWELL TWP	102	6	79	35	34	6	33	44	54	19	56	16	30	45	37	36	40	27	22	49	19	55
OSCAR TWP	125	3	81	43	37	0	24	57	41	38	49	27	26	54	31	46	33	40	25	53	21	56
PELICAN TWP	392	13	218	119	87	6	96	121	135	77	151	60	84	126	119	81	111	86	69	132	62	137
PELICAN RAPIDS CITY	1099	52	656	328	274	14	302	335	381	247	431	161	285	329	344	245	336	242	233	367	150	434
ROTHSAY CITY	134	3	82	40	38	1	27	55	55	27	55	23	32	48	31	44	37	38	20	56	23	49
SCAMBLER TWP	307	19	177	98	69	5	82	93	100	69	122	47	84	90	96	67	94	66	68	99	64	96
TRONDHEM TWP	102	4	60	34	23	0	31	29	48	11	39	21	26	33	35	21	31	21	23	31	12	45
WESTERN TWP	88	7	58	41	13	4	34	24	47	10	43	13	40	17	38	16	39	14	30	25	19	36
<b>County Totals:</b>	<b>4549</b>	<b>223</b>	<b>2807</b>	<b>1505</b>	<b>1125</b>	<b>73</b>	<b>1229</b>	<b>1537</b>	<b>1707</b>	<b>1012</b>	<b>1874</b>	<b>766</b>	<b>1202</b>	<b>1470</b>	<b>1431</b>	<b>1147</b>	<b>1408</b>	<b>1098</b>	<b>980</b>	<b>1617</b>	<b>825</b>	<b>1771</b>

<b>Wilkin</b>																							
AKRON TWP.	99	2	62	51	9	1	41	21	52	10	40	9	44	14	46	9	36	8	22	21	19	38	
ANDREA TWP.	48	0	35	30	3	0	20	15	32	3	31	2	22	11	24	6	23	4	18	13	7	26	
ATHERTON TWP.	105	3	65	30	31	1	14	50	23	42	37	25	17	44	22	36	25	34	14	45	30	27	
BRADFORD TWP.	68	3	49	31	17	0	27	22	33	16	36	12	25	23	26	19	27	16	16	30	10	31	
BRANDRUP TWP.	150	6	93	53	32	1	32	58	45	43	66	17	34	48	38	41	40	42	26	62	22	57	
BRECKENRIDGE P-1	822	39	548	320	190	14	264	278	287	248	384	133	214	300	257	223	274	204	170	334	181	306	
BRECKENRIDGE P-2	640	42	383	220	143	6	200	173	212	161	262	92	159	195	191	151	197	141	123	231	134	198	
BRECKENRIDGE P-3	425	28	311	166	132	7	136	172	159	143	196	105	118	182	148	133	154	130	88	205	97	178	
BRECKENRIDGE TWP.	131	4	87	50	29	3	50	35	56	29	60	20	39	42	44	29	52	21	32	51	29	47	
CAMPBELL	146	8	98	51	38	4	29	67	46	47	66	25	35	58	45	38	50	37	24	65	41	42	
CAMPBELL TWP.	67	3	48	39	7	2	25	23	26	21	31	14	23	23	23	23	27	19	19	27	14	29	
CHAMPION TWP.	88	0	56	31	17	3	28	26	31	20	38	14	20	33	31	17	25	20	14	33	17	32	
CONNELLY TWP.	76	3	45	37	6	0	25	18	30	14	35	9	26	17	26	16	34	6	23	19	12	28	
DEERHORN TWP.	71	3	54	26	26	1	22	31	27	27	34	17	23	29	27	22	20	22	17	26	22	31	
FOXHOME	99	3	66	38	21	4	24	40	39	25	48	14	14	45	33	24	39	20	23	37	30	33	
FOXHOME TWP.	71	5	56	38	14	3	27	29	38	15	37	13	33	20	31	19	27	19	22	25	9	36	
KENT	49	2	41	25	11	2	22	18	20	21	27	11	13	24	22	14	21	13	11	27	9	21	
MCCAULEYVILLE TWP.	39	1	27	15	10	1	9	16	12	14	19	8	10	13	10	12	11	8	5	19	7	13	
MANSTON TWP.	45	1	34	14	19	1	11	23	18	16	15	15	14	18	13	18	13	15	9	21	13	21	
MEADOWS TWP.	42	0	38	26	11	0	18	20	26	12	26	10	19	18	26	11	26	11	18	20	4	31	
MITCHELL TWP.	59	2	42	21	17	4	16	25	23	17	34	8	15	22	20	14	19	15	12	24	13	23	
NILSEN TWP.	51	4	43	32	11	0	18	24	33	-9	37	5	19	22	27	13	28	11	19	20	13	27	
NORDICK TWP.	53	0	42	30	12	0	21	21	28	13	33	7	23	16	21	15	25	12	12	24	8	23	
PRAIRIE VIEW TWP.	125	4	77	43	27	3	43	34	49	26	45	19	35	34	42	28	38	26	26	39	24	47	
ROBERTS TWP.	61	7	54	29	24	1	30	24	30	22	40	12	22	27	26	23	25	23	18	29	13	36	
ROTHSAY	157	6	103	48	48	2	45	57	70	32	55	43	34	58	45	41	39	43	27	65	30	56	
SUNNYSIDE TWP.	85	4	55	35	14	1	31	23	37	17	35	12	25	26	30	18	27	18	19	24	17	33	
TANBERG TWP.	62	4	33	15	18	0	14	19	26	7	18	10	12	19	16	17	15	15	9	21	14	19	
WOLVERTON	99	7	76	45	23	6	39	34	48	26	53	15	37	30	41	25	39	24	29	38	21	43	
WOLVERTON TWP.	82	3	53	33	15	3	25	27	31	20	39	14	23	28	31	20	31	16	17	32	14	33	
<b>County Totals:</b>	<b>4115</b>	<b>197</b>	<b>2774</b>	<b>1622</b>	<b>975</b>	<b>74</b>	<b>1306</b>	<b>1423</b>	<b>1587</b>	<b>1116</b>	<b>1877</b>	<b>710</b>	<b>1147</b>	<b>1439</b>	<b>1382</b>	<b>1075</b>	<b>1407</b>	<b>993</b>	<b>882</b>	<b>1627</b>	<b>874</b>	<b>1565</b>	
District 9B Total	19945	1076	12542	6500	5252	331	5039	7310	5854	6396	8246	3566	4798	7013	5696	5651	5955	5142	3753	7900	4238	6878	
% Of Voters			100	51.83	41.88	2.48	40.18	58.28	46.68	51.00	65.75	28.43	38.26	55.92	45.42	45.06	47.48	41.00	29.92	62.99	33.79	54.84	
District 9 Total	37409	2326	22099	11425	9477	525	9133	12592	-	-	14852	6066	8618	12286	10303	9813	10623	8856	6396	14153	7606	12144	
% Of Voters			100	51.70	42.88	2.38	41.33	56.98	-	-	67.21	27.45	39.00	55.60	46.62	44.40	48.07	40.07	28.94	64.04	34.42	54.95	

	VOTER REGISTRATION			U.S. SENATOR		U.S. REP. DISTRICT 7		STATE REP.		GOVERNOR & LT. GOV.		SECRETARY OF STATE		STATE AUDITOR		STATE TREASURER		ATTORNEY GENERAL		CONST. AMEND. 1		
	Persons registered as of 7:00 a.m. election day	Persons registered on election day	Total number of persons voting	IF ROD GRAMS	DFL ANN WYNIA	IP DEAN M. BARKLEY	IF BERNIE OMANN	DFL COLLIN C. PETERSON	IF LARRY "BUD" NORNES	DFL BOB ANDERSON	IF ARNE H. CARLSON AND JOANNE E. BENSON	DFL JOHN MARTY AND NANCY LARSON	IF DICK KIMBLER	DFL JOAN ANDERSON GROWE	IF JUDI DUTCHER	DFL DONALD M. MOE	IF JAMES C. (JIM) OLSON	DFL MICHAEL A. MCGRATH	IF SHARON ANDERSON	DFL HUBERT H. HUMPHREY III	YES	NO
<b>District 10A</b>																						
<b>County</b>																						
<b>Douglas</b>																						
EVANSVILLE	332	18	238	142	80	7	125	108	90	140	150	79	98	127	123	92	126	93	80	136	65	169
EVANSVILLE TWP.	148	7	104	74	24	3	54	47	51	49	69	26	53	48	68	31	65	33	47	46	34	68
LEAF VALLEY TWP	287	24	184	123	53	6	108	71	99	75	129	49	75	100	98	69	102	63	67	102	93	89
LUND TWP.	189	12	126	77	46	3	64	60	59	65	77	43	59	63	65	51	66	51	48	71	41	85
MILLERVILLE	60	17	73	56	12	0	43	29	26	41	38	29	22	42	35	24	28	29	18	52	36	36
MILLERVILLE TWP.	155	15	109	71	34	1	59	50	51	56	58	42	43	64	56	49	59	45	39	65	49	60
MILTONA	119	6	91	63	22	4	53	38	43	47	52	38	38	52	54	32	45	39	33	53	44	47
MILTONA TWP.	472	34	317	211	99	7	179	138	166	140	213	92	142	169	177	121	178	109	116	177	143	173
<b>County Totals:</b>	<b>1762</b>	<b>133</b>	<b>1242</b>	<b>817</b>	<b>370</b>	<b>31</b>	<b>685</b>	<b>541</b>	<b>585</b>	<b>613</b>	<b>786</b>	<b>398</b>	<b>530</b>	<b>665</b>	<b>676</b>	<b>469</b>	<b>669</b>	<b>462</b>	<b>448</b>	<b>702</b>	<b>505</b>	<b>727</b>
<b>Otter Tail</b>																						
AASTAD TWP	134	4	88	47	41	0	34	53	48	40	53	31	35	48	40	38	40	38	25	57	39	46
AMOR TWP	347	14	229	146	75	5	124	104	115	113	152	68	115	102	127	84	125	87	86	122	87	128
AURDAL TWP	898	46	649	0390	0234	19	305	338	317	327	439	194	290	332	366	232	349	233	226	373	200	415
BATTLE LAKE CITY	504	41	405	0242	129	9	215	176	201	195	266	118	179	189	196	156	206	142	133	230	123	241
BUSE TWP	376	19	248	0162	76	5	123	124	153	93	174	61	126	112	144	87	152	76	99	135	74	159
CLITHERALL CITY	53	6	46	20	20	4	17	27	18	26	24	17	9	28	10	25	16	21	10	30	19	19
CLITHERALL TWP	313	21	226	130	90	2	125	97	114	108	141	81	110	106	120	94	118	95	91	122	84	133
DALTON CITY	168	22	150	75	57	8	60	84	62	86	77	62	55	82	60	73	61	64	43	91	54	81
DANE PRAIRIE TWP	572	35	391	0249	123	10	219	168	232	154	291	81	202	173	242	116	239	114	154	205	137	240
DEAD LAKE TWP	256	16	176	107	58	7	84	89	97	71	128	42	88	76	96	56	102	49	68	88	52	114
EAGLE LAKE TWP	241	7	169	85	71	9	72	94	72	95	81	78	57	98	61	86	76	77	40	116	66	83
EFFINGTON TWP	176	4	94	60	31	0	48	45	37	57	57	27	37	52	35	45	32	48	21	65	32	55
ELMO TWP	194	5	108	56	36	9	58	48	50	55	58	37	38	59	49	43	46	41	30	68	48	55
EVERTS TWP	476	23	319	0194	107	7	166	151	157	159	212	90	146	155	187	108	181	100	113	174	124	181
FERGUS FALLS W-1 P-1	798	51	483	0260	0194	9	225	251	230	250	290	165	197	253	235	189	232	179	159	281	172	266
FERGUS FALLS W-1 P-2	695	44	451	0275	0148	13	231	214	242	204	307	105	206	224	249	157	251	142	159	247	133	294
FERGUS FALLS W-2 P-1	904	38	596	0357	0212	15	297	287	301	292	403	158	276	305	355	212	328	211	197	353	208	364
FERGUS FALLS W-2 P-2	1051	59	762	0450	0283	13	366	385	359	399	511	222	351	381	424	284	394	286	265	436	244	471
FERGUS FALLS W-3 P-1	728	53	486	0292	0169	13	234	243	245	239	318	140	234	227	269	176	268	156	165	273	163	297
FERGUS FALLS W-3 P-2	867	65	574	0318	0220	14	271	296	278	292	358	181	263	283	309	207	299	213	214	321	220	328
FERGUS FALLS W-4 P-1	730	36	429	0238	0165	11	202	222	199	225	260	129	183	225	216	163	213	156	128	254	146	250
FERGUS FALLS W-4 P-2	1024	57	689	0428	0224	22	373	308	403	281	468	175	360	292	408	219	387	213	280	359	204	433
FERGUS FALLS TWP	712	21	515	0331	0163	12	285	225	295	212	351	146	280	215	310	164	298	161	198	275	158	335
FOLDEN TWP	185	1	128	65	58	2	58	69	53	73	60	56	40	81	40	71	41	71	34	79	47	71
FRIBERG TWP	401	15	250	143	88	6	114	129	126	120	144	83	113	122	133	94	122	94	83	134	85	148
GIRARD TWP	455	24	312	0177	117	5	150	155	146	158	206	95	134	163	157	127	149	129	91	195	114	179
HENNING CITY	515	31	318	0199	108	2	159	152	150	160	203	91	137	164	151	126	166	117	110	171	121	166
HENNING TWP	224	8	117	81	32	2	67	50	64	50	70	36	48	62	61	41	62	39	52	58	55	57
INMAN TWP	161	8	93	54	31	4	43	50	32	57	49	37	25	58	33	51	34	45	21	65	43	43

LEAF LAKE TWP	264	15	170	99	63	6	80	88	75	95	95	68	65	101	86	78	75	83	47	110	77	82
LEAF MOUNTAIN TWP	146	3	93	50	38	4	39	54	35	55	44	39	32	54	34	47	42	39	25	60	34	52
MAINE TWP	430	17	301	0179	105	9	145	153	156	142	188	99	147	136	158	116	160	106	104	171	97	178
NIDAROS TWP	187	9	134	70	60	1	55	77	66	67	80	48	48	81	57	61	58	62	35	89	52	80
OTTER TAIL CITY	234	11	151	96	50	3	84	67	67	82	111	34	71	68	91	44	85	41	48	91	68	66
OTTER TAIL TWP	323	25	194	137	70	7	106	110	106	109	153	54	113	97	121	79	119	79	84	113	96	111
PARKERS PRAIRIE CITY	528	38	370	0213	126	20	187	175	153	209	231	118	154	199	169	160	192	129	121	222	141	207
PARKERS PRAIRIE TWP	186	1	121	92	26	3	75	46	65	55	91	24	61	52	68	37	76	32	40	66	48	69
RICHVILLE CITY	82	8	44	28	13	1	25	19	19	24	25	12	17	22	21	13	22	14	13	25	22	21
RUSH LAKE TWP	509	31	337	0192	130	10	161	173	134	191	198	107	144	173	148	154	167	135	105	201	127	193
ST OLAF TWP	226	10	162	96	59	5	79	82	87	71	98	60	70	88	79	74	77	69	47	108	54	96
STAR LAKE TWP	216	10	147	89	52	3	83	63	81	64	108	35	68	72	81	55	81	51	60	80	62	73
SVERDRUP TWP	373	13	256	113	132	4	93	161	113	141	134	104	80	158	102	136	106	126	71	170	100	145
TORDENSKJOLD TWP	308	10	210	104	92	8	89	121	102	107	123	78	79	122	94	101	85	100	42	149	79	124
TUMULI TWP	236	11	164	90	65	6	75	87	69	95	97	62	61	88	75	74	77	73	49	104	66	90
UNDERWOOD CITY	200	23	156	76	67	7	52	100	55	97	77	68	55	90	58	75	61	72	33	109	65	76
URBANK CITY	36	8	34	18	11	0	16	16	7	25	18	11	5	25	9	19	9	17	5	24	15	16
WINING CITY	61	1	43	26	11	4	18	22	16	27	28	13	19	23	22	18	26	14	15	25	20	22
<b>County Totals:</b>	<b>18703</b>	<b>1018</b>	<b>12588</b>	<b>7399</b>	<b>4530</b>	<b>338</b>	<b>6187</b>	<b>6248</b>	<b>6202</b>	<b>6247</b>	<b>8044</b>	<b>3840</b>	<b>5623</b>	<b>6316</b>	<b>6556</b>	<b>4865</b>	<b>6505</b>	<b>4639</b>	<b>4219</b>	<b>7294</b>	<b>4475</b>	<b>7353</b>
<b>District 10A Total</b>	<b>20465</b>	<b>1511</b>	<b>13830</b>	<b>8216</b>	<b>4900</b>	<b>369</b>	<b>6872</b>	<b>6789</b>	<b>6787</b>	<b>6860</b>	<b>8830</b>	<b>4238</b>	<b>6153</b>	<b>6981</b>	<b>7232</b>	<b>5334</b>	<b>7174</b>	<b>5101</b>	<b>4667</b>	<b>7996</b>	<b>4980</b>	<b>8080</b>
<b>% Of Voters</b>			<b>100</b>	<b>59.41</b>	<b>35.43</b>	<b>2.87</b>	<b>49.69</b>	<b>49.09</b>	<b>49.07</b>	<b>49.60</b>	<b>63.85</b>	<b>30.64</b>	<b>44.49</b>	<b>50.48</b>	<b>52.29</b>	<b>38.57</b>	<b>51.87</b>	<b>36.88</b>	<b>33.75</b>	<b>57.82</b>	<b>36.01</b>	<b>58.42</b>

VOTER REGISTRATION	U.S. SENATOR	U.S. REP. DISTRICT 7	STATE REP.	GOVERNOR & LT. GOV.	SECRETARY OF STATE	STATE AUDITOR	STATE TREASURER	ATTORNEY GENERAL	CONST. AMEND. 1
--------------------	--------------	----------------------	------------	---------------------	--------------------	---------------	-----------------	------------------	-----------------

District 10B County Douglas	Persons registered as of 7:00 a.m., election day			Persons registered on election day			Total number of persons voting			IR ROD GRAMS	DFL ANN WYNIA	IP DEAN M. BARKLEY	IR BERNIE OMANN	DFL COLLIN C. PETERSON	IR HILDA BETTERMANN	IR ARNE H. CARLSON AND JOANNE E. BENSON	DFL JOHN MARY AND NANCY LARSON	IR DICK KIMBLER	DFL JOAN ANDERSON GROWE	IR JUDI DUTCHER	DFL DONALD M. MOE	IR JAMES C. (JIM) OLSON	DFL MICHAEL A. McGRATH	IR SHARON ANDERSON	DFL HUBERT H. HUMPHREY III	YES	NO
	997	114	618	0355	0231	15	337	270	486																	-	391
ALEXANDRIA W-1	848	82	519	0329	0171	9	289	220	424	-	323	165	234	267	289	199	275	194	181	294	201	290					
ALEXANDRIA W-2	850	57	562	0347	0187	13	310	241	441	-	348	187	244	285	312	203	284	197	188	310	171	357					
ALEXANDRIA W-3	785	51	436	0257	0154	10	242	182	330	-	270	147	193	217	212	179	210	164	146	246	152	241					
ALEXANDRIA W-4	859	82	579	0361	0183	24	318	243	440	-	369	176	259	295	329	198	313	195	200	325	216	318					
ALEXANDRIA W-5	2648	217	1884	1240	0553	48	1046	795	1423	-	1275	523	848	940	1090	624	1076	604	709	1020	686	1100					
BRANDON	250	18	200	123	63	7	114	83	155	-	110	80	85	106	117	74	102	80	66	121	73	123					
BRANDON TWP.	365	21	276	0182	86	0	159	115	220	-	177	83	138	128	172	91	166	88	115	136	101	162					
CARLOS	188	13	153	93	51	5	70	80	61	-	72	67	60	87	71	75	72	72	45	103	73	79					
CARLOS TWP.	1009	69	731	0459	0231	30	408	310	497	-	470	227	322	377	425	259	398	247	255	418	261	434					
FORADA	109	9	88	48	33	2	40	45	67	-	53	32	30	52	39	40	41	34	19	55	48	39					
GARFIELD	146	14	106	71	35	0	62	43	74	-	70	29	50	48	59	37	54	39	37	64	42	62					
HUDSON TWP.	408	20	252	145	91	8	118	129	184	-	154	86	106	137	123	114	132	98	84	153	123	128					
IDA TWP.	583	42	422	0262	128	19	226	186	338	-	261	138	186	221	240	158	204	167	148	231	158	263					
LA GRAND TWP.	2306	188	1712	1089	0542	49	973	717	1269	-	1133	531	779	876	1021	588	963	578	617	973	612	1014					
LAKE MARY TWP.	581	28	384	0232	131	13	200	181	287	-	242	121	155	214	195	166	186	165	127	235	219	165					
MOE TWP.	396	26	291	0157	107	18	129	158	222	-	170	109	110	173	143	128	142	121	99	171	118	173					
NELSON	77	12	62	33	21	6	35	26	26	-	46	15	26	34	34	24	30	30	25	34	27	35					
ORANGE TWP.	186	6	116	85	25	4	65	50	76	-	77	29	57	56	70	37	71	33	52	57	42	65					
<b>County Totals:</b>	<b>13591</b>	<b>1069</b>	<b>9391</b>	<b>5868</b>	<b>3023</b>	<b>280</b>	<b>5141</b>	<b>4074</b>	<b>7020</b>	<b>-</b>	<b>6011</b>	<b>2948</b>	<b>4153</b>	<b>4825</b>	<b>5275</b>	<b>3421</b>	<b>5031</b>	<b>3331</b>	<b>3306</b>	<b>5300</b>	<b>3547</b>	<b>5389</b>					



420  
(11A)

Pope																						
GLENWOOD P-1	743	78	592	261	264	21	213	332	450	-	321	211	152	376	197	313	245	262	123	396	269	238
GLENWOOD P-2	834	85	710	305	260	14	267	324	475	-	391	188	207	372	269	274	284	255	171	378	256	279
GLENWOOD TWP.	620	37	473	266	178	22	234	229	397	-	304	146	185	269	238	207	246	181	129	310	240	233
GROVE LAKE TWP.	176	7	112	60	43	6	54	53	89	-	63	44	33	65	45	54	48	48	20	81	57	54
LEVEN TWP.	339	13	236	151	70	10	112	123	204	-	146	69	86	141	120	102	120	90	69	143	104	129
LONG BEACH	180	10	148	77	67	2	73	74	121	-	88	57	55	91	73	68	77	65	55	87	87	58
MINNEWASKA TWP.	296	24	239	121	100	13	91	144	194	-	135	93	67	165	108	118	106	114	64	163	113	121
RENO TWP.	175	12	130	74	51	3	57	72	102	-	80	47	46	72	50	69	55	60	39	76	54	75
VILLARD	168	15	122	70	46	3	62	56	100	-	65	46	47	66	55	62	61	49	39	70	54	67
WESTPORT	25	6	23	14	6	3	11	11	20	-	15	5	8	13	6	13	9	11	3	18	11	12
WESTPORT TWP.	177	7	90	53	31	4	49	40	43	-	57	24	39	44	39	42	40	37	34	51	29	61
<b>County Totals:</b>	<b>3733</b>	<b>294</b>	<b>2875</b>	<b>1452</b>	<b>1116</b>	<b>101</b>	<b>1223</b>	<b>1458</b>	<b>2195</b>	<b>-</b>	<b>1665</b>	<b>930</b>	<b>925</b>	<b>1674</b>	<b>1200</b>	<b>1322</b>	<b>1291</b>	<b>1172</b>	<b>746</b>	<b>1773</b>	<b>1274</b>	<b>1327</b>

Stearns																						
ASHLEY TWP	160	5	109	76	25	5	71	38	99	-	71	29	56	47	55	47	60	40	44	59	57	52
GETTY TWP	230	11	144	113	25	1	97	45	117	-	79	48	62	68	83	46	83	37	64	63	84	57
RAYMOND TWP	145	9	95	53	33	5	48	46	82	-	54	34	31	59	34	53	37	44	19	65	49	45
SAUK CENTRE CITY	2177	147	1504	901	528	43	880	604	1215	-	837	569	571	818	702	614	684	597	464	886	737	630
SAUK CENTRE TWP	564	33	367	254	98	8	238	129	320	-	206	122	180	172	202	143	199	131	147	179	183	179
<b>County Totals:</b>	<b>3276</b>	<b>205</b>	<b>2219</b>	<b>1397</b>	<b>709</b>	<b>62</b>	<b>1334</b>	<b>862</b>	<b>1833</b>	<b>-</b>	<b>1247</b>	<b>802</b>	<b>900</b>	<b>1164</b>	<b>1076</b>	<b>903</b>	<b>1063</b>	<b>849</b>	<b>738</b>	<b>1252</b>	<b>1110</b>	<b>963</b>
District 10B Total	20600	1568	14485	8717	4848	443	7698	6394	11048	-	8923	4680	5978	7663	7551	5646	7385	5352	4790	8325	5931	7679
% Of Voters			100	60.18	33.47	3.06	53.14	44.14	76.27	-	61.60	32.31	41.27	52.90	52.13	38.98	50.98	36.95	33.07	57.47	40.95	53.01
District 10 Total	41065	3709	28315	16933	9748	812	14570	13183	-	-	17753	8918	12131	14644	14783	10980	14559	10453	9457	16321	10911	15759
% Of Voters			100	59.80	34.43	2.87	51.46	46.56	-	-	62.70	31.50	42.84	51.72	52.21	38.78	51.42	36.92	33.40	57.64	38.53	55.66

VOTER REGISTRATION	U.S. SENATOR	U.S. REP DISTRICT 7	STATE REP.	GOVERNOR & LT. GOV.	SECRETARY OF STATE	STATE AUDITOR	STATE TREASURER	ATTORNEY GENERAL	CONST. AMEND. 1
--------------------	--------------	---------------------	------------	---------------------	--------------------	---------------	-----------------	------------------	-----------------

District 11A County Becker	Persons registered as of 7:00 a.m., election day	Persons registered on election day	Total number of persons voting	IR ROD GRAMS		DFL ANN WYNIA		IP DEAN M. BARKLEY		IR BERNIE OMANN		DFL COLLIN C. PETERSON		IR ROXANN DAGGETT		DFL SYD NELSON		IR ARNE H. CARLSON AND JOANNE E. BENSON		DFL JOHN MARTY AND NANCY LARSON		IR DICK KIMBLER		DFL JOAN ANDERSON GROWE		IR JUDI DUTCHER		DFL DONALD M. MOE		IR JAMES C. (JIM) OLSON		DFL MICHAEL A. McGRATH		IR SHARON ANDERSON		DFL HUBERT H. HUMPHREY III		YES	NO
				IR	DFL	IP	IR	DFL	IR	DFL	IR	DFL	IR	DFL	IR	DFL	IR	DFL	IR	DFL	IR	DFL	IR	DFL	IR	DFL	IR	DFL	IR	DFL	IR	DFL	IR	DFL	IR	DFL	IR	DFL	IR
BURLINGTON TWP.	670	37	478	293	148	15	222	252	347	130	322	131	224	210	251	166	257	150	188	239	174	257																	
DETROIT TWP.	1380	78	1031	582	396	22	421	594	689	328	667	314	412	563	495	452	524	385	359	596	383	539																	
DETROIT LAKES W-1 P-1	605	31	368	190	164	4	150	213	226	140	220	122	135	210	157	164	167	152	114	227	119	203																	
DETROIT LAKES W-1 P-2	537	39	344	186	136	9	141	194	207	133	214	103	115	201	139	167	147	163	83	234	105	208																	
DETROIT LAKES W-2 P-1	852	46	611	312	258	13	246	350	397	206	380	203	231	348	262	277	292	247	179	388	211	316																	
DETROIT LAKES W-2 P-2	742	48	548	316	206	7	240	302	395	151	389	131	255	272	288	219	284	196	195	312	181	319																	
DETROIT LAKES W-3 P-1	785	54	521	272	229	4	218	289	332	176	314	167	191	300	234	233	233	216	161	306	188	266																	
DETROIT LAKES W-3 P-2	795	58	621	371	221	11	254	362	443	172	433	157	275	317	334	237	353	202	238	339	237	320																	
ERIE TWP.	888	58	663	401	231	11	290	368	481	175	445	155	296	323	347	247	353	214	247	353	190	393																	
FRAZEE	540	53	414	231	150	7	151	254	287	122	259	122	133	236	168	186	185	162	108	257	137	202																	
LAKE VIEW TWP.	1095	67	742	422	272	20	319	408	484	245	471	201	311	391	371	300	359	294	240	430	272	395																	
<b>County Totals:</b>	<b>8869</b>	<b>569</b>	<b>6341</b>	<b>3576</b>	<b>2411</b>	<b>123</b>	<b>2652</b>	<b>3586</b>	<b>4288</b>	<b>1978</b>	<b>4114</b>	<b>1810</b>	<b>2578</b>	<b>3371</b>	<b>3046</b>	<b>2648</b>	<b>3154</b>	<b>2381</b>	<b>2112</b>	<b>3681</b>	<b>2197</b>	<b>3418</b>																	

**Otter Tail**

BLOWERS TWP	178	13	117	74	37	3	65	52	52	64	63	41	55	55	57	46	62	44	43	58	36	75
BLUFFTON CITY	97	11	87	70	12	2	56	30	47	38	57	21	49	29	48	20	52	19	42	32	36	43
BLUFFTON TWP	271	15	185	135	38	9	113	71	104	80	103	51	111	69	110	67	98	61	69	93	64	113
BUTLER TWP	169	6	131	85	34	6	63	66	50	81	84	41	54	65	57	48	65	40	46	73	44	76
CANDOR TWP	290	16	174	117	48	5	85	85	124	48	123	37	87	73	109	50	107	47	65	90	55	102
COMPTON TWP	401	13	243	168	64	9	142	99	131	110	139	77	130	99	156	69	141	68	92	118	71	155
CORLISS TWP	243	10	163	119	38	3	90	71	95	64	117	37	78	74	79	69	91	55	56	93	49	106
DEER CREEK CITY	194	8	124	81	32	7	67	53	63	58	82	36	62	54	65	38	66	37	47	64	39	68
DEER CREEK TWP	191	11	120	63	53	3	54	64	44	75	66	47	47	68	52	58	56	57	35	78	50	65
DENT CITY	131	5	69	47	16	2	40	25	47	19	47	12	32	29	37	22	40	17	26	36	28	37
DORA TWP	379	22	235	129	98	3	98	131	150	83	162	52	101	123	119	95	110	93	82	132	79	141
EDNA TWP	532	14	333	212	106	9	173	158	209	122	214	94	168	150	175	133	180	123	121	193	122	202
GORMAN TWP	249	7	171	122	37	5	92	75	106	62	121	36	91	67	99	54	103	48	76	84	61	97
HOBART TWP	411	22	305	148	144	6	118	185	184	117	182	108	108	181	126	155	131	142	92	195	95	187
HOMESTEAD TWP	188	8	122	71	40	4	55	66	49	73	75	38	51	67	59	59	57	55	37	75	48	70
NEWTON TWP	462	20	306	161	128	10	138	167	86	219	163	126	100	194	122	158	118	153	73	213	116	171
NEW YORK MILLS CITY	564	42	388	188	180	9	152	230	115	270	228	142	120	246	151	202	155	189	104	265	155	214
OTTO TWP	302	14	204	124	63	6	87	110	70	134	114	70	80	107	83	93	79	94	67	113	83	104
PADDOCK TWP	204	3	134	75	52	3	57	75	20	114	62	54	44	79	53	68	52	61	30	89	46	81
PERHAM CITY	1301	103	888	584	253	15	469	404	521	350	566	264	422	401	435	346	487	299	305	510	284	539
PERHAM TWP	439	19	281	199	63	8	166	113	187	91	196	59	147	114	164	84	169	74	117	136	104	159
PINE LAKE TWP	302	15	183	123	54	3	91	91	96	86	119	56	81	87	84	76	98	62	60	109	64	110
VERGAS CITY	173	17	137	85	43	4	58	76	88	45	102	29	67	64	61	65	79	46	55	73	42	85
WADENA P-5 CITY	18	0	11	9	2	0	6	5	6	5	6	4	3	7	6	5	6	3	7	4	4	7
<b>County Totals:</b>	<b>7689</b>	<b>414</b>	<b>5111</b>	<b>3189</b>	<b>1635</b>	<b>134</b>	<b>2535</b>	<b>2502</b>	<b>2644</b>	<b>2408</b>	<b>3191</b>	<b>1532</b>	<b>2288</b>	<b>2502</b>	<b>2507</b>	<b>2080</b>	<b>2602</b>	<b>1887</b>	<b>1747</b>	<b>2926</b>	<b>1775</b>	<b>3007</b>

**Wadena**

LEAF RIVER TWP.	293	10	204	131	59	8	97	105	97	105	117	66	93	99	112	80	109	72	77	107	91	109
RED EYE TWP.	217	15	158	94	53	5	80	77	53	105	99	52	65	86	72	71	79	60	57	84	59	98
ROCKWOOD TWP.	224	6	159	84	61	11	68	87	53	104	70	73	69	85	72	78	67	72	51	94	48	108
SEBEKA	426	19	288	156	111	10	141	144	92	192	163	112	124	147	123	146	130	128	97	173	108	170
WADENA P-1	810	3	536	324	177	18	276	247	277	249	307	194	245	259	302	198	260	197	193	281	216	314
WADENA P-2	624	46	443	293	130	12	227	205	229	207	286	129	215	204	254	152	243	152	163	239	202	234
WADENA P-3	900	67	696	421	243	18	376	306	362	323	429	226	307	366	375	273	353	277	249	387	252	427
WADENA P-5	12	0	7	6	1	0	7	0	4	3	6	1	5	2	5	2	6	1	4	3	2	5
<b>County Totals:</b>	<b>3506</b>	<b>166</b>	<b>2491</b>	<b>1509</b>	<b>835</b>	<b>82</b>	<b>1272</b>	<b>1171</b>	<b>1167</b>	<b>1288</b>	<b>1477</b>	<b>853</b>	<b>1123</b>	<b>1248</b>	<b>1315</b>	<b>1000</b>	<b>1247</b>	<b>959</b>	<b>891</b>	<b>1368</b>	<b>978</b>	<b>1465</b>

**District 11A Total**

District 11A Total	20064	1149	13943	8274	4881	339	6459	7259	8099	5674	8782	4195	5989	7121	6868	5728	7003	5227	4750	7975	4950	7890
% Of Voters			100	59.34	35.01	2.43	46.32	52.06	58.09	40.69	62.99	30.09	42.95	51.07	49.26	41.08	50.23	37.49	34.07	57.20	35.50	56.59

VOTER REGISTRATION	U.S. SENATOR	U.S. REP. DISTRICT 7	STATE REP.	GOVERNOR & LT. GOV.	SECRETARY OF STATE	STATE AUDITOR	STATE TREASURER	ATTORNEY GENERAL	CONST. AMEND. 1
--------------------	--------------	----------------------	------------	---------------------	--------------------	---------------	-----------------	------------------	-----------------

Persons registered as of 7:00 a.m. election day	Persons registered on election day	persons registered for absentee vote	IR ROD GRAMS	DFL ANN WYNYA	IP DEAN M. BARKLEY	IR BERNIE OMANN	DFL COLLIN C. PETERSON	IR DAVE NEIL	DFL KEN OTREMBIA	IR ARNE H. CARLSON AND JOANNE E. BENSON	DFL JOHN MARTY AND NANCY LARSON	IR DICK KIMBLER	DFL JOAN ANDERSON GROWE	IR JUDI DUTCHER	DFL DONALD M. MOE	IR JAMES C. (JIM) OLSON	DFL MICHAEL A. McGRATH	IR SHARON ANDERSON	DFL HUBERT H. HUMPHREY III	YES	NO
206	12	132	83	42	5	77	53	68	58	67	55	40	83	55	62	64	52	37	87	43	89

**District 11B**  
**County Douglas**  
**BELLE RIVER TWP.**

422  
(11B)

OSAKIS	749	71	583	239	287	27	298	273	273	284	328	209	228	322	253	269	249	265	172	368	280	297
OSAKIS TWP.	324	11	195	137	48	6	101	93	108	87	118	58	88	98	94	86	105	69	69	106	78	115
SPRUCE HILL TWP.	212	11	141	101	32	3	78	62	79	60	87	42	74	60	79	52	73	50	54	71	55	85
<b>County Totals:</b>	<b>1491</b>	<b>105</b>	<b>1051</b>	<b>560</b>	<b>409</b>	<b>41</b>	<b>554</b>	<b>481</b>	<b>528</b>	<b>489</b>	<b>600</b>	<b>364</b>	<b>430</b>	<b>563</b>	<b>481</b>	<b>469</b>	<b>491</b>	<b>436</b>	<b>332</b>	<b>632</b>	<b>456</b>	<b>586</b>
<b>Otter Tail</b>																						
EASTERN TWP.	161	4	113	62	43	5	49	63	51	59	67	39	37	72	42	60	50	52	30	75	57	53
OAK VALLEY TWP.	211	8	129	75	39	11	64	61	67	56	67	47	54	62	59	53	57	49	39	72	52	69
WOODSIDE TWP.	151	11	108	70	36	2	62	43	63	41	52	45	51	51	49	44	47	38	31	60	35	65
<b>County Totals:</b>	<b>523</b>	<b>23</b>	<b>350</b>	<b>207</b>	<b>118</b>	<b>18</b>	<b>175</b>	<b>167</b>	<b>181</b>	<b>156</b>	<b>186</b>	<b>131</b>	<b>142</b>	<b>185</b>	<b>150</b>	<b>157</b>	<b>154</b>	<b>139</b>	<b>100</b>	<b>207</b>	<b>144</b>	<b>187</b>
<b>Stearns</b>																						
MELROSE TWP.	426	21	311	233	69	2	207	100	201	103	193	88	144	145	185	97	176	98	116	165	131	180
MILLWOOD/ST. ROSA CITY	607	23	411	290	107	10	258	153	262	143	230	146	196	200	212	172	233	145	186	205	227	175
<b>County Totals:</b>	<b>1033</b>	<b>44</b>	<b>722</b>	<b>523</b>	<b>176</b>	<b>12</b>	<b>465</b>	<b>253</b>	<b>463</b>	<b>246</b>	<b>423</b>	<b>234</b>	<b>340</b>	<b>345</b>	<b>397</b>	<b>269</b>	<b>409</b>	<b>243</b>	<b>302</b>	<b>370</b>	<b>358</b>	<b>355</b>
<b>Todd</b>																						
BARTLETT TWP.	231	14	158	106	43	6	88	69	78	75	100	45	72	77	77	64	85	53	48	90	66	90
BERTHA	278	29	251	164	73	7	117	130	127	114	134	92	101	139	124	111	126	96	78	151	110	141
BERTHA TWP.	248	6	148	91	49	5	78	69	72	72	84	52	65	73	73	63	69	65	51	86	57	90
BIRCHDALE TWP.	432	17	272	172	86	11	148	124	127	136	153	105	96	162	126	128	124	124	83	172	140	132
BROWERVILLE	445	37	377	220	126	17	166	204	133	236	196	148	117	230	156	171	154	167	96	255	182	188
BRUCE TWP.	309	18	215	131	64	14	107	100	79	133	126	74	88	113	99	94	101	89	72	120	122	89
BURLEENE TWP.	202	14	155	80	65	5	60	94	51	100	76	69	47	100	57	83	51	91	36	108	82	71
BURNHAMVILLE TWP.	348	33	279	165	91	11	160	118	135	138	157	106	108	152	122	126	132	119	78	172	143	135
BURTRUM	76	6	66	36	19	7	26	39	19	43	31	28	18	40	22	34	23	32	19	40	36	28
CLARISSA	387	21	287	156	118	9	127	157	95	187	141	129	91	185	120	142	120	142	88	183	136	147
EAGLE BEND	326	21	256	132	113	5	117	134	85	166	118	117	78	166	103	125	88	130	57	172	95	158
EAGLE VALLEY TWP.	349	19	251	138	100	5	110	139	89	160	126	103	82	156	107	121	110	121	77	156	112	137
FAWN LAKE TWP.	242	13	154	96	49	4	74	76	69	82	78	58	49	93	51	84	55	72	40	97	69	81
GERMANIA TWP.	222	10	161	95	54	6	85	72	58	90	81	59	65	87	70	76	58	83	42	102	61	99
GORDON TWP.	399	17	285	171	95	7	158	123	155	121	154	102	135	139	152	109	150	105	103	158	96	189
GREY EAGLE	230	13	163	100	42	8	96	64	70	85	92	47	61	82	84	55	81	60	52	90	82	81
GREY EAGLE TWP.	386	14	269	171	91	3	154	112	120	142	144	99	122	127	139	92	129	108	94	146	132	137
HARTFORD TWP.	357	17	289	159	86	17	144	134	97	165	122	112	91	154	120	118	110	115	86	159	140	131
HEWITT	124	12	92	47	40	1	40	50	43	45	50	29	34	51	43	35	44	35	31	54	41	51
IONA TWP.	221	16	165	95	59	7	70	93	57	106	88	59	64	90	68	80	65	80	58	96	71	91
KANDOTA TWP.	346	7	217	128	69	16	120	93	102	107	113	87	97	110	106	97	99	94	73	122	111	106
LESLIE TWP.	394	21	232	134	88	7	122	107	107	122	136	86	105	115	115	103	109	96	89	130	120	112
LITTLE ELK TWP.	160	8	125	72	42	9	62	60	50	70	70	44	40	72	45	64	48	60	30	81	43	80
LITTLE SAUK TWP.	351	16	269	158	92	9	117	151	115	151	149	102	117	139	126	125	122	124	93	153	120	149
LONG PRAIRIE	1662	91	1254	767	367	60	634	591	446	790	734	401	534	644	659	477	600	511	412	713	539	698
LONG PRAIRIE TWP.	560	29	440	311	96	18	252	184	155	282	263	123	215	199	255	148	245	134	174	220	169	269
MORAN TWP.	287	16	199	132	58	6	98	98	80	113	118	55	85	103	86	90	102	73	59	123	81	114
OSAKIS	39	2	35	23	11	1	20	15	26	9	24	11	17	17	19	13	17	14	9	23	12	23
REYNOLDS TWP.	339	16	256	150	85	9	125	125	82	169	122	100	105	130	107	117	108	114	83	144	109	146
ROUND PRAIRIE TWP.	326	17	238	158	67	8	114	123	102	135	145	80	104	119	129	87	75	138	82	137	116	121
STAPLES	1274	69	764	417	297	35	386	370	393	362	405	299	322	408	338	374	354	337	227	419	313	440
STAPLES TWP.	398	10	263	176	69	13	138	121	139	122	142	97	114	132	110	126	132	100	91	151	115	142
STOWE PRAIRIE TWP.	260	23	188	127	48	8	90	95	104	81	120	55	90	88	99	74	83	78	60	100	76	111
TURTLE CREEK TWP.	190	7	125	61	53	3	43	79	32	88	51	60	33	81	32	73	35	69	28	79	63	58
VILLARD TWP.	370	11	212	148	52	7	120	90	116	90	121	71	105	98	123	74	125	65	82	111	110	102

WARD TWP.	289	24	266	142	106	7	119	145	83	181	134	112	91	160	110	138	101	145	63	188	115	150
WEST UNION TWP.	211	8	141	101	28	3	83	55	73	64	78	54	72	59	72	59	78	49	53	82	44	94
WYKEHAM TWP.	259	17	167	82	67	16	68	98	61	103	82	67	61	90	58	82	55	80	54	107	75	90
<b>County Totals:</b>	<b>13527</b>	<b>739</b>	<b>9684</b>	<b>5812</b>	<b>3153</b>	<b>390</b>	<b>4836</b>	<b>4701</b>	<b>4025</b>	<b>5435</b>	<b>5258</b>	<b>3537</b>	<b>3891</b>	<b>5180</b>	<b>4502</b>	<b>4232</b>	<b>4363</b>	<b>4168</b>	<b>3051</b>	<b>5690</b>	<b>4304</b>	<b>5271</b>

<b>Wadena</b>																							
ALDRICH CITY	40	0	31	18	11	2	22	9	18	13	19	10	14	13	14	11	13	13	11	17	20	11	
ALDRICH TWP.	243	11	165	122	34	6	100	64	103	58	108	44	101	58	108	46	100	48	81	67	65	99	
BULLARD TWP.	113	8	71	48	19	3	43	28	49	21	47	18	43	25	43	24	41	21	30	28	21	50	
STAPLES	244	17	143	96	38	6	84	56	85	57	84	49	69	67	76	57	75	49	50	78	69	73	
THOMASTOWN TWP.	428	15	309	196	88	19	186	118	174	130	182	93	154	139	170	111	164	103	96	168	94	214	
VERDALE	355	24	255	167	73	7	172	75	117	129	133	92	122	114	143	89	127	85	86	139	98	153	
WADENA P-6	2	0	2	0	2	0	0	2	0	2	0	2	0	2	0	2	0	2	0	2	0	2	
WADENA TWP.	579	27	409	292	102	11	250	152	256	140	268	103	232	161	256	119	249	124	202	172	163	231	
WING RIVER TWP.	242	15	160	128	23	5	103	54	109	45	95	36	101	51	112	33	109	29	78	60	45	112	
<b>County Totals:</b>	<b>2246</b>	<b>117</b>	<b>1545</b>	<b>1067</b>	<b>390</b>	<b>59</b>	<b>960</b>	<b>558</b>	<b>911</b>	<b>595</b>	<b>936</b>	<b>447</b>	<b>836</b>	<b>630</b>	<b>922</b>	<b>492</b>	<b>878</b>	<b>474</b>	<b>634</b>	<b>731</b>	<b>575</b>	<b>945</b>	
District 11B Total	18820	1028	13352	7659	4246	520	6990	6160	6108	6921	7403	4713	5639	6903	6452	5619	6295	5460	4419	7630	5837	7344	
% Of Voters	57.36	31.80	3.89	52.35	46.14	-	-	-	45.75	51.83	55.44	35.30	42.23	51.70	48.32	42.08	47.15	40.89	31.19	57.14	43.72	55.00	
District 11 Total	38884	2177	27295	15933	9127	859	13449	13419	-	-	16185	8908	11628	14024	13320	13447	13298	10687	9169	15605	10787	15234	
% Of Voters	100	58.37	33.44	3.15	49.27	49.16	-	-	-	-	59.30	32.64	42.60	51.38	48.80	41.57	48.72	39.15	33.59	57.17	39.52	55.81	

VOTER REGISTRATION	U.S. SENATOR	U.S. REP. DISTRICT 7	U.S. REP. DISTRICT 8	STATE REP.	GOVERNOR & LT. GOV.	SECRETARY OF STATE	STATE AUDITOR	STATE TREASURER	ATTORNEY GENERAL	CONST. AMEND. 1
-----------------------	-----------------	-------------------------	-------------------------	---------------	------------------------	-----------------------	------------------	--------------------	---------------------	--------------------

<b>District 12A</b>	Persons registered as of 7:00 a.m. election day	Persons registered on election day	Total number of persons voting	IR ROD GRAMS	DFL ANN WYNIA	IP DEAN M. BARKLEY	IR BERNIE OMANN	DFL COLLIN C. PETERSON	IR PHIL HERWIG	DFL JAMES L. OBERSTAR	IR DOLLY M. ZITUR	DFL KRIS HASKAMP	IR ARNE H. CARLSON AND JOANNE E. BENSON	DFL JOHN MARTY AND NANCY LARSON	IR DICK KIMBLER	DFL JOAN ANDERSON GROWE	IR JUDI DUTCHER	DFL DONALD M. MOE	IR JAMES C. (JIM) OLSON	DFL MICHAEL A. McGRATH	IR SHARON ANDERSON	DFL HUBERT H. HUMPHREY III	YES	NO
<b>County</b>																								
<b>Crow Wing</b>																								
BRAINERD W-1 P-1	595	58	322	160	137	15	-	-	114	198	117	200	190	108	116	187	141	148	137	142	101	196	136	164
BRAINERD W-1 P-2	1088	46	825	484	289	22	-	-	340	460	312	493	556	229	353	431	412	325	415	301	291	467	331	444
BRAINERD W-2 P-1	742	43	507	263	213	23	-	-	198	299	164	333	309	165	188	294	239	219	229	196	150	305	223	252
BRAINERD W-2 P-2	783	42	522	260	217	23	-	-	178	326	178	334	297	187	193	295	216	222	231	215	164	301	211	272
BRAINERD W-3 P-1	675	58	441	205	195	21	-	-	131	302	144	291	243	172	140	268	165	226	161	228	111	296	194	223
BRAINERD W-3 P-2	805	41	544	299	212	21	-	-	202	331	192	344	324	196	199	326	240	252	260	244	155	353	258	252
BRAINERD W-4 P-1	642	29	369	160	181	14	-	-	96	261	101	261	176	175	113	232	114	201	131	192	91	251	158	192
BRAINERD W-4 P-2	768	45	482	239	216	15	-	-	157	307	171	301	280	171	161	295	178	245	198	227	128	327	208	236
BREEZY POINT CITY	453	39	345	182	132	19	-	-	148	187	124	210	226	98	139	179	178	128	177	116	107	201	168	157
CENTER TWP.	376	21	262	141	105	13	-	-	108	153	93	168	169	84	113	139	119	125	133	108	86	159	137	109
CROSBY PREC 1	688	47	472	221	221	12	-	-	134	319	110	353	238	208	195	258	148	258	173	244	114	319	202	239
CROSBY PREC 2	481	24	313	135	159	9	-	-	79	225	55	254	141	149	133	167	86	190	96	182	63	227	116	164
CROSSLAKE CITY	1171	107	994	595	353	36	-	-	469	496	437	538	741	220	497	463	589	341	591	330	403	518	447	473
CUYUNA CITY	127	10	86	44	38	3	-	-	23	63	27	57	46	37	34	52	38	34	48	22	63	38	47	43
DAVENPORT PREC	1310	73	926	539	323	51	-	-	389	524	423	488	599	286	413	478	487	363	490	345	321	532	421	446
DEAN LAKE PREC	47	0	37	20	14	2	-	-	8	29	8	29	19	15	8	27	12	21	15	19	7	28	10	26
EMILY CITY	484	32	365	231	111	12	-	-	138	209	109	247	225	101	192	138	173	131	172	133	122	198	144	179
FAIRFIELD TWP.	186	7	143	71	65	3	-	-	46	93	40	100	88	47	62	72	54	70	60	64	24	106	62	59
FIFTY LAKES CITY	275	22	225	125	90	5	-	-	99	121	94	127	141	72	100	113	108	92	102	92	72	130	129	89
GAIL LAKE TWP.	64	4	50	35	13	2	-	-	30	20	23	27	29	20	23	25	29	15	30	15	24	22	24	24

424  
(12B)

IDEAL TWP	659	37	523	332	174	11	-	-	276	239	230	280	398	108	271	224	302	175	309	155	212	273	220	276
IRONDALE - 1 CB	542	41	386	200	167	12	-	-	121	256	111	269	188	173	189	180	149	182	161	175	102	256	152	213
IRONDALE - 2RIV	83	2	57	29	26	0	-	-	12	44	9	45	25	26	24	26	20	30	19	27	13	40	18	31
IRONTON CITY	319	14	180	75	100	1	-	-	43	133	39	137	73	93	76	97	54	111	55	105	40	134	73	92
JENKINS CITY	133	8	107	71	25	4	-	-	48	56	49	56	80	20	54	43	55	30	67	21	42	50	46	54
JENKINS TWP	230	15	178	122	43	8	-	-	107	63	84	92	131	35	100	68	112	48	104	44	81	74	63	104
KENNEDY PREC	1459	101	1097	651	381	52	-	-	441	638	430	656	677	367	433	610	534	450	551	425	382	631	454	575
LAKE EDWARD TWP	1058	45	738	417	262	39	-	-	308	418	296	431	448	241	311	394	334	324	334	320	227	443	425	356
LITTLE PINE TWP	52	3	32	20	12	0	-	-	8	24	6	26	24	6	19	13	20	9	19	9	8	22	13	16
MANHATTAN BEACH CITY	64	2	48	36	8	3	-	-	28	18	27	20	41	4	27	12	29	9	28	6	20	19	20	26
MISSION TWP	464	25	334	183	127	16	-	-	123	204	112	217	214	104	133	182	153	148	154	142	85	220	141	168
NISSWA CITY	1088	58	814	495	263	36	-	-	399	399	355	441	598	188	391	383	460	273	462	258	312	447	370	415
OAK LAWN TWP	968	64	619	351	223	32	-	-	216	389	230	379	342	238	236	342	252	292	284	271	215	364	269	296
PELICAN TWP	235	7	153	97	51	3	-	-	75	77	70	82	88	50	69	78	87	57	86	52	49	95	48	94
PEQUOT LAKES CITY	532	53	361	199	142	14	-	-	164	191	103	251	223	116	136	200	162	164	158	162	105	232	167	166
PERRY LAKE TWP	117	4	75	34	36	0	-	-	18	51	14	59	37	34	32	39	24	38	25	34	20	50	25	41
RABBIT LAKE TWP	143	10	100	54	36	4	-	-	28	70	31	68	50	42	34	57	31	54	35	49	30	61	43	51
ROSS LAKE TWP	94	5	76	41	32	2	-	-	25	50	23	53	39	31	33	42	38	30	36	35	19	51	37	37
SIBLEY TWP	412	30	309	189	107	7	-	-	149	156	117	187	198	92	142	156	166	115	165	104	123	165	110	174
TIMOTHY TWP	96	4	68	39	25	1	-	-	24	38	28	34	40	22	25	37	31	24	34	24	19	36	29	35
TROMMALD CITY	54	8	47	10	30	1	-	-	11	36	10	37	16	27	18	24	11	27	13	30	12	32	27	16
WOLFORD TWP	179	16	139	62	65	7	-	-	43	94	30	107	78	52	54	75	61	65	61	59	40	92	49	81

County Totals:	20741	1300	14671	8116	5619	574	-	-	5774	8567	5326	9082	9045	4809	6179	7721	6801	6271	6994	5948	4712	8786	6316	7360
District 12A Total	20741	1300	14671	8116	5619	574	-	-	5774	8567	5326	9082	9045	4809	6179	7721	6801	6271	6994	5948	4712	8786	6316	7360
% Of Voters			100	55.32	38.30	3.91	-	-	39.36	58.39	36.30	61.90	61.65	32.78	42.12	52.63	46.36	42.74	47.67	40.54	32.12	59.89	43.05	50.17

District 12B County Cass	VOTER REGISTRATION			U.S. SENATOR			U.S. REP. DISTRICT 7		U.S. REP. DISTRICT 8		STATE REP.	GOVERNOR & LT. GOV.	SECRETARY OF STATE	STATE AUDITOR	STATE TREASURER	ATTORNEY GENERAL	CONST. AMEND. 1	YES	NO					
	Persons registered as of 7:00 a.m. election day	Persons registered on election day	Total number of persons voting	IR ROD GRAMS	DFL ANN WYNIA	IP DEAN M. BARKLEY	IR BERNIE OMANN	DFL COLLIN C. PETERSON	IR PHIL HERWIG	DFL JAMES L. OBERSTAR	IR JOHN M. HOLLANDER	DFL STEPHEN G. WENZEL	IR ARNE H. CARLSON AND JOANNE E. BENSON	DFL JOHN MARTY AND NANCY LARSON	IR DICK KIMBLER	DFL JOAN ANDERSON GROWE	IR JUDI DUTCHER	DFL DONALD M. MOE	IR JAMES C. (JIM) OLSON	DFL MICHAEL A. McGRATH	IR SHARON ANDERSON	DFL HUBERT H. HUMPHREY III		
MOTLEY	4	0	2	1	1	0	-	-	2	0	2	0	0	2	2	0	2	0	2	0	0	2	0	2
PILLAGER	174	6	93	46	37	5	-	-	36	55	19	71	64	26	34	56	36	51	44	45	21	68	27	63
County Totals:	178	6	95	47	38	5	-	-	38	55	21	71	64	28	36	56	38	51	46	45	21	70	27	65

<b>Crow Wing</b>																									
BAXTER NORTH P1	1445	91	1086	621	404	45	-	-	443	617	351	691	673	358	453	568	522	449	556	403	350	652	410	611	
BAXTER SOUTH P2	1022	73	798	469	291	27	-	-	326	454	273	495	548	216	353	411	403	320	418	292	277	479	331	428	
BAY LAKE TWP	631	27	467	258	176	24	-	-	207	248	148	283	307	133	204	238	229	186	248	183	144	285	198	247	
CROW WING TWP	553	18	345	223	92	17	-	-	141	195	112	213	192	120	168	146	162	133	172	119	117	194	137	175	
DAGGETT BROOK TWP	221	10	129	83	34	7	-	-	48	76	26	96	68	53	53	59	51	62	54	60	50	69	57	55	
DEERWOOD CITY	334	36	247	123	102	8	-	-	85	150	67	164	150	81	105	122	96	108	101	111	79	150	94	138	
DEERWOOD TWP	651	32	471	276	164	20	-	-	197	265	163	285	284	163	238	220	223	207	233	195	148	293	186	255	
FORT RIPLEY CITY	45	5	41	33	5	2	-	-	13	27	10	28	24	12	18	18	18	13	19	12	10	19	16	22	
FORT RIPLEY TWP	310	6	216	119	81	10	-	-	73	139	58	146	125	83	71	134	83	101	92	93	58	141	108	96	
GARRISON CITY	130	20	100	47	48	3	-	-	31	67	25	73	59	39	32	63	36	55	41	53	26	72	63	28	
GARRISON TWP	404	23	247	119	108	11	-	-	86	155	83	150	142	90	89	147	93	127	111	113	67	167	136	91	

LONG LAKE TWP	583	34	407	218	162	18	-	-	142	258	93	293	221	156	159	226	167	196	164	189	108	250	194	191
MAPLE GROVE TWP	367	20	251	144	92	13	-	-	102	139	76	166	150	91	100	135	109	118	122	104	82	145	116	109
NOKAY LAKE TWP	377	11	251	137	98	14	-	-	68	181	53	191	128	107	87	154	81	147	102	131	58	176	122	115
PLATTE LAKE TWP	127	3	79	47	24	4	-	-	25	49	19	56	38	35	28	44	26	39	33	31	25	45	48	28
ROOSEVELT TWP	288	11	182	84	83	11	-	-	56	122	46	134	91	79	55	113	67	98	59	105	49	117	103	68
ST MATHIAS TWP	243	13	151	97	47	5	-	-	60	87	42	105	69	69	56	84	55	68	51	70	46	88	70	60
<b>County Totals:</b>	<b>7731</b>	<b>433</b>	<b>5468</b>	<b>3098</b>	<b>2011</b>	<b>239</b>	<b>-</b>	<b>-</b>	<b>2103</b>	<b>3229</b>	<b>1645</b>	<b>3569</b>	<b>3269</b>	<b>1885</b>	<b>2269</b>	<b>2882</b>	<b>2421</b>	<b>2427</b>	<b>2576</b>	<b>2264</b>	<b>1694</b>	<b>3342</b>	<b>2389</b>	<b>2717</b>

<b>Morrison</b>																									
AGRAM TOWNSHIP	245	14	185	124	54	4	-	-	72	111	47	130	98	81	68	109	73	97	72	97	52	124	106	77	
BELLE PRAIRIE TOWNSHIP	1061	40	755	453	261	20	-	-	281	460	153	575	421	287	279	445	353	350	344	335	194	495	413	336	
BUH TOWNSHIP	282	11	177	112	55	4	-	-	51	121	35	130	93	68	58	104	59	94	63	86	37	113	83	94	
CULDRUM TOWNSHIP	257	4	183	136	36	6	122	60	-	-	44	133	110	57	75	94	86	76	89	73	68	99	87	95	
CUSHING TOWNSHIP	291	18	206	111	80	7	104	101	-	-	47	148	123	71	71	121	93	93	90	96	61	128	111	95	
DARLING TOWNSHIP	339	19	239	146	81	6	122	113	-	-	62	159	133	88	105	121	114	103	120	98	78	139	133	106	
FLENSBURG	133	14	128	85	36	3	76	51	-	-	23	100	50	74	40	74	40	64	44	60	23	90	70	51	
GREEN PRAIRIE TOWNSHIP	397	23	262	149	91	13	141	120	-	-	73	182	148	103	102	149	120	117	118	121	90	159	147	115	
LITTLE FALLS W-1	1448	109	987	541	380	30	-	-	311	623	163	777	497	398	324	588	384	474	394	449	227	662	514	418	
LITTLE FALLS W-2	1235	78	802	459	296	19	-	-	268	494	173	592	431	320	275	469	319	391	331	378	203	536	412	362	
LITTLE FALLS W-3	1203	64	801	425	322	24	-	-	244	518	141	633	396	341	237	501	273	421	283	410	186	544	461	312	
LITTLE FALLS TOWNSHIP	844	30	581	373	175	22	-	-	271	296	169	393	351	185	248	309	304	226	290	231	195	332	317	260	
MOTLEY	376	14	215	102	85	15	91	120	-	-	70	137	107	86	68	124	75	112	90	99	67	126	106	104	
MOTLEY TOWNSHIP	134	5	87	44	37	4	35	52	-	-	28	59	43	43	29	52	36	46	35	42	29	52	45	42	
PARKER TOWNSHIP	265	13	189	123	53	10	110	74	-	-	42	141	120	58	80	96	82	83	82	77	63	108	98	89	
PIERZ	627	69	490	277	162	23	-	-	147	302	112	350	249	199	157	280	160	251	195	216	122	317	266	214	
PIKE CREEK TOWNSHIP	504	39	401	238	136	16	217	180	-	-	55	335	174	183	139	235	153	209	156	205	94	280	217	184	
PLATTE TOWNSHIP	169	2	91	64	22	2	-	-	30	60	17	68	50	34	30	53	33	48	36	46	28	57	43	45	
RAIL PRAIRIE TOWNSHIP	107	5	88	50	32	1	39	46	-	-	26	61	58	25	34	50	48	34	52	28	31	51	48	40	
RANDALL	325	11	211	134	69	5	132	70	-	-	53	147	116	77	83	112	92	88	105	83	69	129	120	88	
RIPLEY TOWNSHIP	319	5	192	118	68	3	-	-	68	122	42	146	84	93	63	121	79	97	81	100	63	119	109	82	
ROSLING TOWNSHIP	71	6	44	30	6	5	33	11	-	-	18	26	31	11	27	16	25	18	32	10	23	20	21	23	
SCANDIA VALLEY TOWNSHIP	775	18	513	304	188	12	279	229	-	-	167	330	323	163	225	264	242	230	251	201	158	301	237	272	
SOBIESKI	117	3	85	45	36	1	37	46	-	-	7	75	29	48	16	60	19	55	21	56	16	67	35	49	
SWANVILLE	186	7	133	86	37	5	96	36	-	-	31	100	62	57	40	81	56	59	55	56	39	86	59	73	
SWANVILLE TOWNSHIP	279	10	182	125	49	4	111	71	-	-	46	126	96	61	81	85	95	58	96	56	61	98	74	104	
<b>County Totals:</b>	<b>11979</b>	<b>631</b>	<b>8227</b>	<b>4854</b>	<b>2847</b>	<b>264</b>	<b>1745</b>	<b>1380</b>	<b>1743</b>	<b>3107</b>	<b>1844</b>	<b>6053</b>	<b>4393</b>	<b>3211</b>	<b>2954</b>	<b>4713</b>	<b>3413</b>	<b>3894</b>	<b>3525</b>	<b>3709</b>	<b>2277</b>	<b>5232</b>	<b>4332</b>	<b>3730</b>	

District 12B Total	19888	1070	13790	7999	4895	508	1745	1380	3884	6391	3510	9693	7726	5124	5259	7651	5872	6372	6147	6018	3992	8644	6748	6512
% Of Voters		100		58.00	35.50	3.68	12.65	10.01	28.17	46.35	25.45	70.29	56.03	37.16	38.14	55.48	42.58	46.21	44.58	43.64	28.95	62.68	48.93	47.22
District 12 Totals	40629	2370	28461	16115	10515	1082	1745	1380	9658	14958	8836	18775	16771	9933	11438	15372	12673	12643	13141	11966	8704	17430	13064	13872
% Of Voters		100		56.62	36.95	3.80	6.13	4.85	33.93	52.56	31.05	65.97	58.93	34.90	40.19	54.01	44.53	44.42	46.17	42.04	30.58	61.24	45.90	48.74

VOTER REGISTRATION	U.S. SENATOR	U.S. REP. DISTRICT 2	U.S. REP. DISTRICT 7	STATE REP.	GOVERNOR & LT. GOV.	SECRETARY OF STATE	STATE AUDITOR	STATE TREASURER	ATTORNEY GENERAL	CONST. AMEND. 1													
IR ROD GRAMS	DFL ANN WYNN	IP DEAN W. BARKLEY	IR GARY B. REVIER	DFL DAVID MINGE	IND STAN BENTZ	IR BERNIE OMANN	DFL COLLIN C. PETERSON	IR DAVID HOLMAN	DFL CHUCK BROWN	IR ARNE H. CARLSON AND JOANNE E. BENSON	DFL JOHN MARTY AND NANCY LARSON	IR DICK KIMBLER	DFL JOAN ANDERSON GROWE	IR JUDI DUTCHER	DFL DONALD M. MOE	IR JAMES C. (JIM) OLSON	DFL MICHAEL A. McGRATH	IR SHARON ANDERSON	DFL HUBERT H. HUMPHREY III	YES	NO		
19	3	18	6	8	0	4	11	0	-	4	12	4	10	3	12	5	10	5	10	5	10	7	7

(13A)  
425  
District 13A  
County  
Big Stone  
BARRY

Persons registered of 7:00 a.m. on election day

Persons registered on election day

Total number of persons voting

426  
(13A)

BROWNS VALLEY TWP.	108	6	92	44	43	3	25	63	3	-	-	23	69	36	55	22	68	29	61	27	60	19	73	48	42
CITY OF BEARDSLEY	175	8	127	41	76	3	27	93	2	-	-	27	98	43	77	28	90	30	87	31	86	19	101	72	55
GRACEVILLE	418	16	337	133	178	12	70	250	13	-	-	69	265	128	194	70	252	82	232	92	224	52	262	197	134
GRACEVILLE TWP.	106	2	44	24	17	2	10	31	2	-	-	13	31	20	22	10	32	14	27	16	23	11	31	17	26
CITY OF JOHNSON	26	0	16	4	9	2	4	11	0	-	-	2	14	9	6	3	12	5	9	3	10	3	11	11	5
MALTA TWP.	59	0	47	16	28	2	7	39	1	-	-	11	36	17	28	4	42	7	37	9	37	6	39	13	31
MOONSHINE TWP.	75	4	56	35	19	2	21	34	1	-	-	26	30	31	24	22	32	22	31	26	28	15	37	23	33
TOQUA TWP.	48	4	35	20	13	1	9	25	1	-	-	6	29	16	19	9	26	11	21	13	20	11	23	19	16
County Totals:	1034	43	772	323	391	27	177	557	23	-	-	181	584	304	435	171	566	205	515	222	498	141	587	407	349

<b>Douglas</b>																										
HOLMES CITY TWP.	418	37	320	205	97	6	-	-	-	170	147	159	139	205	93	156	148	171	126	170	119	126	168	123	194	
KENSINGTON	176	13	131	88	36	2	-	-	-	74	53	57	65	91	35	51	70	69	47	70	42	51	72	64	64	
SOLEM TWP.	147	9	113	65	48	0	-	-	-	52	61	45	66	60	47	41	67	49	58	57	50	45	62	48	63	
URNESS TWP.	171	3	126	64	58	3	-	-	-	53	72	47	73	73	41	46	75	57	63	52	57	36	79	39	86	
County Totals:	912	62	690	422	239	11	-	-	-	349	333	308	343	429	216	294	360	346	294	349	268	258	381	274	407	

<b>Grant</b>																										
ASHBY	325	21	257	108	126	16	-	-	-	94	157	86	157	133	112	72	171	93	148	97	139	57	188	113	142	
BARRETT	255	9	178	65	93	9	-	-	-	63	110	42	130	76	95	37	125	47	115	45	111	36	127	106	70	
DELAWARE TWP.	98	0	73	46	23	1	-	-	-	37	33	30	40	52	17	27	42	39	26	41	24	21	44	15	55	
ELBOW LAKE	895	24	664	340	278	24	-	-	-	304	350	242	397	351	275	235	394	261	322	272	304	183	423	303	361	
ELBOW LAKE TWP.	116	1	80	30	44	2	-	-	-	23	55	21	55	38	34	21	55	19	53	14	57	13	60	44	36	
ERL LAKE TWP.	203	3	132	62	58	8	-	-	-	50	77	35	95	70	51	34	91	44	77	40	76	26	94	59	72	
ERDAHL TWP.	233	11	158	76	69	7	-	-	-	58	98	55	98	91	64	47	98	62	78	55	79	41	106	78	78	
GORTON TWP.	61	2	41	17	23	1	-	-	-	11	30	6	35	25	16	5	36	11	29	12	26	6	33	18	23	
HERMAN	339	8	216	123	84	4	-	-	-	86	128	79	130	134	77	73	137	110	91	94	93	59	145	99	113	
HOFFMAN	447	15	274	146	103	15	-	-	-	134	136	103	164	165	89	129	124	132	113	131	116	89	169	109	162	
LAND TWP.	158	2	114	71	41	2	-	-	-	65	48	51	62	71	42	51	62	69	42	65	43	41	66	38	76	
LAWRENCE TWP.	80	2	52	42	6	2	-	-	-	26	26	34	15	33	13	29	20	32	14	31	13	26	21	17	34	
LIEN TWP.	110	6	77	51	22	2	-	-	-	41	36	27	50	45	31	22	53	36	36	32	38	21	49	41	36	
LOGAN TWP.	106	2	67	28	35	1	-	-	-	17	49	15	48	25	34	15	47	19	36	18	38	10	49	28	39	
MACSVILLE TWP.	113	2	76	42	31	1	-	-	-	31	45	20	56	48	24	16	55	34	36	25	43	14	57	41	35	
NORCROSS	57	3	41	27	14	0	-	-	-	16	25	17	24	22	17	15	24	14	22	13	19	10	27	16	24	
NORTH OTTAWA TWP.	69	0	48	33	14	1	-	-	-	30	18	28	19	29	14	27	20	29	14	24	13	17	22	16	32	
PELICAN LAKE TWP.	282	17	233	131	86	11	-	-	-	92	138	112	111	147	77	93	127	112	104	113	94	79	134	99	133	
POMME DE TERRE TWP.	117	3	94	40	49	5	-	-	-	36	57	34	59	38	50	32	58	31	57	32	56	22	69	29	65	
ROSEVILLE TWP.	104	3	61	33	25	2	-	-	-	31	29	19	41	30	28	22	37	25	33	32	28	24	36	28	32	
SANFORD TWP.	117	1	90	43	43	2	-	-	-	35	53	29	60	49	38	23	62	32	51	31	50	23	62	32	57	
STONY BROOK TWP.	107	0	83	38	40	3	-	-	-	32	48	24	54	46	36	16	64	24	51	25	48	22	57	42	39	
WENDELL	127	1	99	55	39	2	-	-	-	41	55	39	57	52	41	32	62	41	50	39	49	30	63	43	55	
County Totals:	4519	136	3208	1647	1346	121	-	-	-	1353	1801	1148	1957	1770	1275	1073	1964	1336	1598	1281	1557	870	2101	1414	1769	

<b>Pope</b>																										
BARSNESS TWP.	90	7	68	37	29	1	-	-	-	33	35	30	38	41	24	25	41	35	29	37	29	23	43	29	37	
BEN WADE TWP.	153	8	96	52	33	6	-	-	-	41	54	36	55	60	31	28	64	36	50	45	42	26	63	33	63	
BLUE MOUNDS TWP.	127	6	92	49	41	2	-	-	-	39	53	24	67	55	34	27	62	35	49	46	43	20	65	51	39	
CHIPPEWA FALLS TWP.	157	4	102	56	41	3	-	-	-	49	52	41	57	61	40	41	55	42	52	53	45	34	60	37	65	
CYRUS	177	15	132	68	59	1	-	-	-	56	75	42	86	79	49	47	76	50	71	65	57	35	91	48	81	
FARWELL	52	6	46	23	14	7	-	-	-	24	21	24	21	22	20	19	25	21	21	21	20	16	26	16	30	
GILCHRIST TWP.	150	7	118	71	39	2	-	-	-	55	61	48	67	70	40	48	57	47	57	61	45	31	74	53	64	
HOFF TWP.	109	3	77	34	42	1	-	-	-	29	48	27	50	37	34	19	55	31	42	29	45	17	55	44	32	

LANGHEI TWP.	149	9	102	50	49	1	-	-	-	24	78	25	75	53	46	18	81	30	66	32	63	23	73	47	55
LOWRY	166	14	134	82	46	3	-	-	-	79	52	75	53	77	51	65	64	66	59	71	53	53	69	54	79
NEW PRAIRIE TWP.	138	8	98	52	42	2	-	-	-	37	57	34	63	63	33	37	56	44	48	46	40	28	60	45	53
NORA TWP.	153	6	105	72	30	1	-	-	-	53	51	39	64	70	27	47	54	48	50	53	42	29	62	38	66
ROLLING FORKS TWP.	104	5	82	40	42	0	-	-	-	23	59	22	57	42	35	25	56	21	53	22	50	16	63	30	52
STARBUCK	795	51	628	319	271	24	-	-	-	264	356	223	390	357	247	198	400	259	322	291	277	177	407	283	326
WALDEN TWP.	113	8	87	51	35	0	-	-	-	39	47	27	59	43	40	34	53	45	41	46	35	32	51	33	53
WHITE BEAR LAKE	297	18	246	118	118	3	-	-	-	99	145	88	155	135	104	68	171	96	138	104	128	57	181	120	122
County Totals:	2930	175	2213	1174	931	57	-	-	-	944	1244	805	1357	1265	855	746	1370	906	1148	1022	1014	617	1443	961	1217

<b>Stevens</b>																										
ALBERTA	78	5	50	24	24	0	-	-	-	23	27	14	36	31	18	17	31	23	25	22	26	14	35	23	27	
BAKER TWP.	90	2	61	43	14	4	-	-	-	32	28	22	37	34	17	31	29	37	22	29	24	26	28	28	33	
CHOKIO	344	15	229	133	79	6	-	-	-	96	127	87	138	131	89	72	144	102	107	103	102	57	157	113	115	
DARNEN TWP.	196	13	166	118	36	11	-	-	-	91	72	87	75	107	42	94	62	100	45	93	57	70	76	63	100	
DONNELLY	168	14	137	90	38	3	-	-	-	62	72	40	94	84	46	49	79	63	60	68	52	39	84	68	66	
DONNELLY TWP.	90	2	68	31	34	3	-	-	-	26	42	24	43	30	33	24	40	27	33	23	37	17	43	33	35	
ELDORADO TWP.	86	1	53	34	18	1	-	-	-	19	34	27	26	27	23	20	33	29	21	33	18	15	33	23	30	
EVERGLADE TWP.	86	0	51	30	19	2	-	-	-	19	31	18	32	26	21	18	33	23	25	21	25	15	34	25	26	
FRANMUS TWP.	219	6	148	91	50	6	-	-	-	75	72	52	95	100	44	58	85	82	59	81	57	54	87	68	80	
HANCOCK	467	0	284	154	109	9	-	-	-	138	138	104	170	156	104	99	163	126	131	115	128	89	161	112	167	
HODGES TWP.	159	10	116	90	23	2	-	-	-	79	34	61	53	82	21	70	43	80	31	74	35	58	50	38	78	
HORTON TWP.	118	4	85	75	9	0	-	-	-	57	27	45	34	62	15	51	33	62	16	61	14	49	27	29	56	
MOORE TWP.	154	7	112	103	7	0	-	-	-	95	17	76	33	74	15	81	26	97	8	92	7	66	25	26	84	
MORRIS W-1 P-A	539	66	354	159	172	14	-	-	-	141	204	118	227	158	148	116	221	137	192	142	178	96	242	160	189	
MORRIS W-1 P-B	572	30	357	178	150	10	-	-	-	149	197	129	212	191	135	126	208	162	168	144	168	82	240	129	221	
MORRIS W-2	1078	276	629	291	296	24	-	-	-	237	367	184	411	299	265	187	386	253	293	243	296	155	424	265	357	
MORRIS W-3	958	92	728	369	328	13	-	-	-	317	398	253	459	379	300	242	448	309	356	307	355	199	479	287	427	
MORRIS TWP.	282	18	176	109	60	3	-	-	-	81	94	65	111	105	67	65	104	85	83	93	72	63	102	83	92	
PEPPER TWP.	95	0	61	43	17	1	-	-	-	25	35	23	36	33	23	21	38	30	26	33	21	18	39	24	37	
RENDSVILLE TWP.	122	5	82	57	24	0	-	-	-	39	41	28	54	52	29	36	44	44	31	42	33	32	43	40	42	
SCOTT TWP.	96	2	65	37	25	2	-	-	-	26	39	19	43	37	26	22	41	25	38	24	38	15	49	29	36	
STEVENS TWP.	71	1	49	24	25	0	-	-	-	17	32	20	28	24	21	12	37	22	25	26	23	13	33	26	22	
SWAN LAKE TWP.	141	11	104	73	29	1	-	-	-	53	51	43	59	73	31	53	50	67	34	64	36	47	51	40	64	
SYNNES TWP.	65	2	48	24	23	0	-	-	-	14	34	10	37	25	19	12	33	15	29	12	33	8	38	19	29	
County Totals:	6274	582	4213	2380	1609	115	-	-	-	1911	2213	1549	2543	2352	1552	1576	2411	2000	1858	1945	1835	1297	2580	1751	2413	

<b>Swift</b>																										
APPLETON	927	68	653	274	341	20	166	458	17	-	-	137	508	244	375	179	435	218	388	215	371	137	473	316	325	
APPLETON TWP.	149	9	112	55	49	7	26	82	4	-	-	41	68	52	50	39	67	43	60	42	57	29	72	62	50	
DANVERS	69	2	56	23	30	2	12	40	3	-	-	14	40	27	26	12	41	15	35	18	30	12	37	23	33	
EDISON TWP.	91	7	63	29	33	0	10	51	1	-	-	15	48	21	39	12	50	20	38	17	41	12	50	21	42	
FAIRFIELD TWP.	120	1	77	40	33	3	17	56	2	-	-	24	53	26	49	16	57	21	52	24	48	8	65	25	51	
HEGBERT TWP.	97	2	60	31	29	0	22	38	0	-	-	17	42	18	38	20	40	25	35	20	37	15	43	30	29	
HOLLOWAY	73	3	60	26	34	0	13	47	0	-	-	13	46	24	36	15	43	17	39	17	39	11	47	33	27	
MARYSLAND TWP.	80	2	51	22	27	2	8	42	0	-	-	12	39	19	30	11	36	10	37	8	42	6	44	15	36	
MOYER TWP.	87	3	62	30	28	3	12	46	1	-	-	18	44	22	33	13	43	13	38	17	33	10	46	26	36	
SHIBLE TWP.	99	1	73	38	32	2	28	44	1	-	-	22	51	29	39	27	43	33	35	34	33	18	52	26	47	
TARA TWP.	89	4	57	20	33	1	14	40	2	-	-	15	41	25	30	13	40	22	29	19	32	8	46	22	35	
WEST BANK TWP.	124	4	87	43	41	1	27	55	3	-	-	20	67	28	47	22	58	31	49	20	52	11	62	51	35	
County Totals:	2005	106	1411	631	710	41	355	999	34	-	-	348	1047	535	792	379	953	468	835	451	815	277	1037	650	746	



Traverse	68	0	40	21	16	2	.	.	.	15	25	20	20	9	27	17	21	14	22	12	24	9	24	15	25
ARTHUR TWP.	420	10	249	124	108	7	.	.	.	96	143	94	150	121	115	89	141	100	126	105	118	79	149	137	102
BROWNS VALLEY	63	0	37	16	19	2	.	.	.	12	25	15	20	18	14	11	24	12	21	10	22	10	24	26	10
CLIFTON TWP.	154	11	112	66	39	3	.	.	.	61	50	34	73	58	41	33	75	40	63	48	46	31	69	68	43
CROKE TWP+DUMONT	58	4	44	36	7	0	.	.	.	29	15	23	20	27	9	29	15	30	11	24	11	16	20	22	22
DOLLYMOUNT TWP.	90	3	49	23	24	2	.	.	.	20	29	17	32	21	26	18	31	26	22	23	22	18	29	23	26
FOLSOM TWP.	169	5	122	65	50	6	.	.	.	55	67	52	68	60	47	49	70	53	64	56	48	34	68	85	37
LAKE VALLEY TWP.	98	3	74	54	17	3	.	.	.	43	30	31	42	47	19	40	34	43	29	44	24	25	39	30	44
LEONARDSVILLE TWP.	112	3	71	40	27	2	.	.	.	23	46	20	44	33	25	26	41	26	37	26	31	19	43	40	31
MONSON TWP.	39	0	42	26	15	0	.	.	.	19	23	22	20	20	19	22	20	23	19	23	16	16	23	20	22
PARNELL TWP.	85	2	59	41	18	0	.	.	.	20	39	19	39	38	19	24	34	23	33	24	31	19	35	25	33
REDPATH TWP.	39	4	27	12	13	2	.	.	.	10	17	10	17	10	16	5	19	10	15	7	15	4	21	12	15
TARA TWP.	86	0	51	28	19	3	.	.	.	19	32	18	28	27	17	20	31	20	26	19	22	15	30	15	35
TAYLOR TWP.	45	0	30	18	10	2	.	.	.	15	12	13	15	9	18	13	16	13	13	12	15	8	21	16	11
TINTAH	34	0	24	16	8	0	.	.	.	12	12	14	10	15	8	14	10	13	11	14	9	9	14	9	15
TINTAH TWP.	52	2	36	18	17	1	.	.	.	11	25	11	25	20	15	14	22	20	15	16	19	11	23	18	17
WALLS TWP.	547	36	411	219	164	10	.	.	.	174	229	147	256	248	145	159	231	183	196	184	182	127	244	252	159
WHEATON P-1	466	26	352	166	161	12	.	.	.	139	204	99	240	192	140	94	241	127	196	135	177	83	240	218	132
WHEATON P-2	35	1	22	13	8	0	.	.	.	10	12	7	15	10	11	10	11	11	10	11	9	5	15	15	7
WINDSOR TWP.																									

County Totals:	2670	110	1852	1002	740	57	.	.	.	783	1035	666	1134	983	731	687	1087	787	929	793	841	538	1131	1046	786
District 13A Total	20344	1214	14359	7579	5966	429	5.22	15.56	0.40	57.37	5340.46	5005.34	8965.62	7638.53	5856.40	4926.34	8711.60	6048.42	7177.49	6063.42	8288.47	3998.27	9260.64	6503.45	7687.53
% Of Voters			100	52.78	41.55	2.99	3.70	10.83	0.40	37.19	46.15	34.86	62.43	53.19	40.78	34.31	60.67	42.12	49.98	42.22	47.55	27.84	64.49	45.29	53.53

VOTER REGISTRATION	U.S. SENATOR		U.S. REP. DISTRICT 2		U.S. REP. DISTRICT 7		STATE REP.	GOVERNOR & LT. GOV.	SECRETARY OF STATE	STATE AUDITOR	STATE TREASURER	ATTORNEY GENERAL	CONST. AMEND. 1
--------------------	--------------	--	----------------------	--	----------------------	--	------------	---------------------	--------------------	---------------	-----------------	------------------	-----------------

District 13B County Big Stone	Persons registered as of 7:00 a.m. election day	Persons registered on election day	Total number of persons voting	IR. ROD GRAMS	DFL ANN WYNIA	IP. DEAN M. BARKLEY	IR. GARY B. REVIER	DFL DAVID MINGE	IND. STAN BENTZ	IR. BERNIE OMANN	DFL COLLIN C. PETERSON	IR. SCOTT VAN BINSBERGEN	DFL DOUG PETERSON	IR. ARNE H. CARLSON AND JOHANNE E. BENSON	DFL JOHN MARTY AND NANCY LARSON	IR. DICK KIMBLER	DFL JOAN ANDERSON GROWE	IR. JUDI DUTCHER	DFL DONALD M. MOE	IR. JAMES C. (JIM) OLSON	DFL MICHAEL A. McGRATH	IR. SHARON ANDERSON	DFL HUBERT H. HUMPHREY III	YES	NO
AKRON TWP.	134	2	93	44	44	4	22	66	5	.	.	33	58	40	51	21	69	31	56	23	67	18	71	40	53
ALMOND TWP.	99	4	90	41	47	0	22	65	2	.	.	39	49	39	49	21	68	29	55	31	52	22	65	39	48
ARTICHOKE TWP.	67	0	57	33	23	1	19	34	3	.	.	23	32	18	35	16	38	18	36	19	33	13	39	13	41
BIG STONE TWP.	179	18	148	81	59	5	52	90	3	.	.	69	77	80	61	53	85	58	76	55	78	49	88	72	76
CLINTON	361	14	279	113	150	10	72	197	3	.	.	119	142	131	141	66	193	93	160	91	171	68	203	129	143
CORRELL	41	0	27	7	18	1	8	19	0	.	.	8	18	13	14	6	20	5	17	6	15	6	20	14	12
FOSTER TWP.	91	2	71	39	29	1	18	51	2	.	.	25	46	23	40	24	45	20	46	24	45	16	50	29	41
ODESSA	90	8	86	33	46	4	27	55	2	.	.	39	46	37	41	26	52	34	43	31	43	23	54	38	47
ODESSA TWP.	110	4	91	59	27	4	37	50	2	.	.	43	48	54	31	36	48	49	36	46	32	35	49	38	50
ORTONVILLE CTY. W-1	814	48	645	375	225	22	257	356	18	.	.	343	295	378	222	253	361	321	271	337	243	218	379	289	353
ORTONVILLE CTY. W-2	504	29	396	201	177	8	138	242	15	.	.	237	159	227	144	127	254	173	203	172	195	127	245	192	203
ORTONVILLE TWP.	70	0	62	36	26	0	29	31	2	.	.	34	28	38	22	26	36	30	31	37	25	20	39	29	33
OTREY TWP.	74	1	63	29	31	1	13	49	1	.	.	25	38	24	37	13	50	13	45	14	46	8	52	26	36
PRIOR TWP.	114	7	89	40	47	0	26	59	4	.	.	37	51	35	52	31	56	26	58	27	56	29	56	36	53
County Totals:	2748	137	2197	1131	949	61	740	1364	62	.	.	1074	1087	1137	940	719	1373	900	1133	913	1101	652	1410	984	1189

**Chippewa**

BIG BEND TWP.	192	8	156	44	108	1	28	124	3	-	-	43	111	64	86	31	119	39	107	35	108	25	126	57	87
CLARA CITY	817	92	598	364	188	21	234	330	8	-	-	409	183	396	166	256	306	304	232	307	204	208	343	244	253
CRATE TWP.	126	4	87	57	24	1	22	61	0	-	-	54	32	59	24	32	50	36	41	35	40	26	56	50	26
GRACE TWP.	98	3	59	34	24	1	27	29	3	-	-	39	20	39	20	24	33	27	26	19	28	18	29	24	28
HAVELOCK TWP.	110	5	85	33	43	7	19	58	7	-	-	29	56	38	44	23	59	25	50	24	52	15	64	33	49
KRAGERO TWP.	121	3	96	48	46	2	21	72	2	-	-	29	67	46	47	23	70	35	57	33	57	20	73	37	51
LEENTHROP TWP.	169	10	128	61	57	7	33	91	3	-	-	48	78	67	53	34	86	42	79	39	77	26	94	53	59
LONG TREE TWP.	146	4	87	64	20	2	38	47	1	-	-	48	38	50	29	36	50	50	31	43	32	27	52	30	51
LOURISTON TWP.	126	6	92	52	35	5	37	55	0	-	-	50	41	51	35	33	57	47	38	39	44	27	60	33	51
MANDT TWP.	123	5	89	24	60	2	19	66	1	-	-	29	58	33	48	16	69	19	62	22	59	18	66	29	49
MAYNARD	254	11	179	78	94	4	27	148	1	-	-	81	96	91	78	47	128	61	106	62	100	40	135	74	84
MILAN	229	11	162	81	73	4	42	118	1	-	-	64	96	93	62	49	103	72	83	69	78	38	115	55	92
MONTEVIDEO P-1	639	42	521	286	197	22	188	320	5	-	-	291	230	339	157	204	293	248	235	227	232	153	310	209	237
MONTEVIDEO P-2	526	44	348	174	151	8	105	226	8	-	-	162	181	195	136	112	219	145	178	142	181	89	241	137	162
MONTEVIDEO P-3	489	47	348	173	144	14	105	224	8	-	-	188	155	213	114	125	203	146	161	149	156	90	228	141	165
MONTEVIDEO P-4	603	44	454	225	205	11	128	314	6	-	-	240	203	273	164	160	278	200	225	202	221	119	311	214	210
MONTEVIDEO P-5	448	30	322	160	137	14	103	213	5	-	-	186	133	200	102	102	204	151	143	136	146	94	200	125	167
MONTEVIDEO P-6	527	36	365	185	159	13	141	214	6	-	-	197	166	224	122	134	225	164	182	157	176	106	236	135	189
RHEIDERLAND TWP.	186	9	128	118	10	0	98	29	1	-	-	112	15	87	21	86	36	103	19	103	15	81	33	24	86
ROSEWOOD TWP.	196	7	140	86	50	0	55	85	0	-	-	74	63	96	37	62	74	68	59	68	60	46	87	55	74
SPARTA TWP.	538	33	403	203	175	12	127	265	6	-	-	198	203	245	146	136	246	168	196	181	177	118	255	196	176
STONEHAM TWP.	155	11	104	62	33	5	37	63	3	-	-	60	43	58	36	40	60	47	50	45	51	37	58	48	45
TUNSBURG TWP.	134	8	97	54	42	0	31	63	3	-	-	36	61	52	37	27	66	38	52	36	52	24	67	35	55
WATSON	131	5	89	42	43	0	30	55	3	-	-	39	50	50	30	22	63	34	43	36	46	23	63	41	35
WOODS TWP.	150	3	102	67	29	0	49	44	5	-	-	58	42	54	36	48	49	47	44	51	38	32	55	25	61
<b>County Totals:</b>	<b>7233</b>	<b>481</b>	<b>5239</b>	<b>2775</b>	<b>2147</b>	<b>156</b>	<b>1744</b>	<b>3314</b>	<b>89</b>	-	-	<b>2764</b>	<b>2421</b>	<b>3113</b>	<b>1830</b>	<b>1862</b>	<b>3146</b>	<b>2316</b>	<b>2499</b>	<b>2260</b>	<b>2430</b>	<b>1500</b>	<b>3357</b>	<b>2104</b>	<b>2542</b>

**Lac Qui Parle**

AGASSIZ TWP.	72	1	53	33	18	1	23	29	0	-	-	23	30	32	19	21	31	22	26	25	21	20	28	24	28
ARENA TWP.	91	2	73	34	31	3	23	46	2	-	-	14	58	33	33	17	50	26	39	24	40	14	52	29	42
AUGUSTA TWP.	89	4	70	36	28	3	24	44	1	-	-	28	42	34	32	25	41	30	33	32	29	26	41	33	36
BAXTER TWP.	122	7	101	45	52	3	26	73	1	-	-	36	65	46	50	28	70	37	61	31	59	32	64	46	55
BELLINGHAM	142	5	102	59	35	4	37	58	4	-	-	48	54	65	36	41	55	46	47	45	46	39	59	37	63
BOYD	126	6	100	47	42	7	29	67	3	-	-	42	58	53	40	20	73	24	67	26	64	28	67	45	55
CAMP RELEASE TWP.	158	13	125	59	62	2	39	83	2	-	-	54	68	69	45	50	72	57	64	48	65	42	73	49	76
CERRO GORDO TWP.	154	3	110	44	62	3	27	81	1	-	-	27	82	43	63	27	82	36	71	35	71	25	82	37	73
DAWSON W-1	349	30	266	114	127	12	59	185	12	-	-	105	159	142	114	75	176	89	151	95	136	74	174	137	120
DAWSON W-2	270	18	226	110	107	7	74	143	8	-	-	95	130	126	94	71	148	91	121	94	113	56	160	97	124
DAWSON W-3	426	28	345	171	149	8	98	226	9	-	-	125	214	202	127	106	223	122	183	126	175	93	218	140	192
FREELAND TWP.	87	2	59	26	30	1	18	39	0	-	-	17	42	29	26	17	40	21	36	23	31	15	42	21	38
GARFIELD TWP.	117	0	89	40	45	2	15	73	1	-	-	14	75	43	44	19	67	31	53	29	53	14	69	30	58
HAMLIN TWP.	126	4	106	41	58	6	19	81	5	-	-	31	75	43	60	25	76	34	66	37	63	24	78	43	63
HANTHO TWP.	79	4	73	32	38	0	21	47	0	-	-	18	52	28	35	29	38	27	32	21	42	18	46	24	48
LAC QUI PARLE TWP.	131	4	107	44	58	1	32	71	3	-	-	36	71	47	55	24	75	39	61	31	63	29	70	36	71
LAKE SHORE TWP.	162	7	122	51	67	4	27	95	0	-	-	27	95	54	66	32	89	41	80	43	77	24	98	50	71
LOUISBURG	33	2	33	8	24	0	2	31	0	-	-	6	26	14	19	4	28	6	26	9	23	4	28	13	17
MADISON W-1	363	29	302	141	142	10	86	206	5	-	-	70	229	148	141	85	205	108	170	109	161	75	209	139	163
MADISON W-2	405	32	330	151	163	7	88	231	6	-	-	77	252	182	139	92	221	126	179	120	182	77	229	150	172
MADISON W-3	403	32	327	145	141	6	108	210	5	-	-	84	243	160	157	96	180	130	179	116	189	81	220	151	169
MADISON TWP.	183	7	146	66	73	5	38	105	1	-	-	33	111	67	72	35	105	53	84	52	84	39	99	55	87
MANFRED TWP.	72	0	49	25	21	1	20	27	2	-	-	20	29	19	27	17	30	19	28	21	26	16	30	22	27
MARIETTA	101	3	70	43	24	2	23	43	2	-	-	22	48	43	27	31	36	35	31	38	26	30	38	28	41
MAXWELL TWP.	114	3	93	64	26	2	37	52	4	-	-	48	45	59	31	37	53	50	36	52	35	35	54	29	64
MEHURIN TWP.	62	6	51	31	17	3	21	28	1	-	-	21	30	28	21	21	29	25	20	23	21	25	23	20	31

430  
(14A)

NASSAU	52	2	39	17	17	2	14	20	1	-	-	16	21	21	13	12	22	15	18	19	15	12	22	19	19
PERRY TWP.	96	6	69	48	18	3	34	33	2	-	-	22	45	43	20	30	35	35	28	37	27	25	43	25	43
PROVIDENCE TWP.	133	2	110	54	46	7	33	73	3	-	-	37	73	62	44	43	64	53	53	45	59	27	77	33	76
RIVERSIDE TWP.	183	9	151	79	60	10	44	100	5	-	-	55	94	81	66	55	86	61	79	63	71	37	100	55	94
TEN MILE LAKE TWP.	116	3	95	46	39	6	26	65	3	-	-	33	62	47	47	31	59	31	57	31	56	26	62	26	68
WALTER TWP.	132	8	97	56	32	5	37	57	2	-	-	48	49	56	36	38	52	46	45	48	37	39	51	37	59
YELLOW BANK TWP.	125	3	77	51	21	2	36	38	3	-	-	46	31	46	27	29	44	37	33	39	31	25	47	29	47
<b>County Totals:</b>	<b>5274</b>	<b>285</b>	<b>4166</b>	<b>2011</b>	<b>1873</b>	<b>138</b>	<b>1238</b>	<b>2760</b>	<b>97</b>	<b>-</b>	<b>-</b>	<b>1378</b>	<b>2758</b>	<b>2165</b>	<b>1826</b>	<b>1283</b>	<b>2655</b>	<b>1603</b>	<b>2257</b>	<b>1587</b>	<b>2191</b>	<b>1146</b>	<b>2753</b>	<b>1709</b>	<b>2390</b>

<b>Swift</b>																										
BENSON W-1	916	59	604	268	306	12	191	384	20	-	-	288	307	302	262	200	376	251	309	230	309	141	422	295	300	
BENSON W-2	1035	62	720	331	349	24	220	474	16	-	-	347	364	407	288	323	369	304	369	275	378	179	494	348	361	
BENSON TWP.	213	1	176	93	78	4	62	111	2	-	-	92	82	91	70	63	103	79	85	68	90	42	115	81	94	
CAMP LAKE TWP.	141	3	107	34	68	1	18	88	0	-	-	28	78	36	67	17	87	25	79	21	80	13	88	51	56	
CASHEL TWP.	109	2	75	40	34	1	29	43	3	-	-	40	34	35	30	27	43	34	35	24	37	19	44	35	37	
CLONTARF	93	2	67	38	29	0	18	45	1	-	-	33	30	30	36	17	46	19	44	17	45	18	48	36	31	
CLONTARF TWP.	56	2	36	13	22	1	10	26	0	-	-	9	27	17	19	8	27	6	28	9	26	3	31	16	20	
DE GRAFF	82	2	50	28	18	3	20	29	1	-	-	29	21	32	16	22	27	24	23	20	26	17	27	30	19	
DUBLIN TWP.	106	4	84	43	35	2	34	45	4	-	-	41	42	36	37	29	43	37	35	33	36	27	48	46	36	
HAYES TWP.	145	6	98	36	56	6	29	69	0	-	-	35	63	38	52	24	72	27	67	27	62	12	78	47	50	
KERKHOVEN	485	42	365	223	124	13	177	179	5	-	-	212	150	199	123	169	179	196	145	182	139	128	204	130	228	
KERKHOVEN TWP.	191	5	117	57	49	7	33	81	2	-	-	54	63	59	53	30	84	37	73	43	67	87	24	63	54	
KILDARE TWP.	114	2	69	33	31	2	16	51	0	-	-	23	44	40	28	16	48	19	41	19	45	13	51	42	27	
MURDOCK	175	4	119	45	68	1	28	85	1	-	-	52	63	51	59	29	83	33	71	41	69	22	88	82	32	
PILLSBURY TWP.	172	11	147	88	52	2	69	74	3	-	-	78	66	81	60	55	87	72	65	71	63	40	97	60	86	
SIX MILE GROVE TWP.	118	0	82	38	35	8	27	49	6	-	-	40	42	40	40	23	50	35	43	27	48	16	57	30	51	
SWENODA TWP.	99	2	71	36	32	1	24	46	1	-	-	38	33	35	32	23	46	27	41	24	39	18	48	39	32	
TORNING TWP.	266	4	163	91	65	5	65	94	4	-	-	87	73	87	66	57	104	74	83	65	83	41	108	78	81	
<b>County Totals:</b>	<b>4516</b>	<b>213</b>	<b>3150</b>	<b>1535</b>	<b>1451</b>	<b>93</b>	<b>1070</b>	<b>1973</b>	<b>69</b>	<b>-</b>	<b>-</b>	<b>1526</b>	<b>1582</b>	<b>1616</b>	<b>1338</b>	<b>1132</b>	<b>1874</b>	<b>1299</b>	<b>1636</b>	<b>1196</b>	<b>1642</b>	<b>836</b>	<b>2072</b>	<b>1509</b>	<b>1595</b>	
<b>District 13B Total</b>	<b>19771</b>	<b>1116</b>	<b>14752</b>	<b>7452</b>	<b>6420</b>	<b>448</b>	<b>4792</b>	<b>9411</b>	<b>317</b>	<b>-</b>	<b>-</b>	<b>6742</b>	<b>7848</b>	<b>8031</b>	<b>5934</b>	<b>4996</b>	<b>9048</b>	<b>6118</b>	<b>7525</b>	<b>5956</b>	<b>7364</b>	<b>4134</b>	<b>9592</b>	<b>6306</b>	<b>7716</b>	
<b>% Of Voters</b>			<b>100</b>	<b>50.52</b>	<b>43.52</b>	<b>3.04</b>	<b>32.48</b>	<b>63.79</b>	<b>2.15</b>	<b>-</b>	<b>-</b>	<b>45.70</b>	<b>53.20</b>	<b>54.44</b>	<b>40.23</b>	<b>33.87</b>	<b>61.33</b>	<b>41.47</b>	<b>51.01</b>	<b>40.37</b>	<b>49.92</b>	<b>28.02</b>	<b>65.02</b>	<b>42.75</b>	<b>52.30</b>	
<b>District 13 Total</b>	<b>40115</b>	<b>2330</b>	<b>29111</b>	<b>15031</b>	<b>12386</b>	<b>877</b>	<b>5324</b>	<b>10967</b>	<b>374</b>	<b>5340</b>	<b>6626</b>	<b>-</b>	<b>-</b>	<b>15669</b>	<b>11790</b>	<b>9922</b>	<b>17759</b>	<b>12166</b>	<b>14702</b>	<b>12019</b>	<b>14192</b>	<b>8132</b>	<b>18852</b>	<b>12809</b>	<b>15403</b>	
<b>% Of Voters</b>			<b>100</b>	<b>51.63</b>	<b>42.55</b>	<b>3.01</b>	<b>18.29</b>	<b>37.67</b>	<b>1.28</b>	<b>18.34</b>	<b>22.76</b>	<b>-</b>	<b>-</b>	<b>53.83</b>	<b>40.50</b>	<b>34.08</b>	<b>61.00</b>	<b>41.79</b>	<b>50.50</b>	<b>41.29</b>	<b>48.75</b>	<b>27.93</b>	<b>64.76</b>	<b>44.00</b>	<b>52.91</b>	

District 14A County Benton	VOTER REGISTRATION			U.S. SENATOR		U.S. REP. DISTRICT 7			STATE REP.	GOVERNOR & LT. GOV.	SECRETARY OF STATE	STATE AUDITOR	STATE TREASURER	ATTORNEY GENERAL	CONST. AMEND. 1												
	Persons registered as of 7:00 a.m. election day	Persons registered on election day	Total number of persons voting	IR ROD GRAMS	DFL ANN WYNIA	IP DEAN M. BARKLEY	IR GARY B. REVIER	DFL DAVID MINGE	IND STAN BENITZ	IR BERNIE OMANN	DFL COLLIN C. PETERSON	IR PHIL HERWIG	DFL JAMES L. OBERSTAR	IR STEVE DEHLER	DFL KATE TREWICK	IR ARNE H. CARLSON AND JOHANNE E. BENSON	DFL JOHN MARTY AND NANCY LARSON	IR DICK KIMBLER	DFL JOAN ANDERSON GROWE	IR JUDI DUTCHER	DFL DONALD M. MOE	IR JAMES C. (JIM) OLSON	DFL MICHAEL A. McGRATH	IR SHARON ANDERSON	DFL JUBERT H. HUMPHREY III	YES	NO
RICE	311	27	238	136	84	7	-	-	-	126	108	-	-	115	114	128	96	73	143	98	111	101	102	71	145	113	110
SARTELL	803	97	388	193	155	24	-	-	-	227	151	-	-	172	205	223	133	116	251	174	166	156	175	105	241	205	155
<b>County Totals:</b>	<b>1114</b>	<b>124</b>	<b>626</b>	<b>329</b>	<b>239</b>	<b>31</b>	<b>-</b>	<b>-</b>	<b>-</b>	<b>353</b>	<b>259</b>	<b>-</b>	<b>-</b>	<b>287</b>	<b>319</b>	<b>351</b>	<b>229</b>	<b>189</b>	<b>394</b>	<b>272</b>	<b>277</b>	<b>257</b>	<b>277</b>	<b>176</b>	<b>386</b>	<b>318</b>	<b>265</b>

Morrison																											
BELLEVUE TOWNSHIP	459	17	315	223	81	5	-	-	-	-	139	161	205	105	149	122	145	157	156	110	159	109	112	162	166	145	
BOWLUS	156	6	99	65	21	7	-	-	-	75	23	-	-	57	37	39	47	33	50	27	44	38	40	21	61	47	51
ELMDALE	133	1	41	28	9	2	-	-	-	20	20	-	-	27	12	13	25	11	26	8	25	9	25	7	30	15	25
ELMDALE TOWNSHIP	398	17	261	198	44	11	-	-	-	178	79	-	-	184	72	119	98	133	115	133	101	127	99	90	136	91	167
ROYALTON	448	26	288	193	78	5	-	-	-	-	-	126	149	159	124	142	97	129	127	128	107	127	101	80	157	101	182
SWAN RIVER TOWNSHIP	421	15	294	152	119	10	-	-	-	167	123	-	-	139	145	108	156	80	182	93	162	92	161	55	209	147	140
TWO RIVERS TOWNSHIP	331	11	204	141	54	6	-	-	-	132	69	-	-	118	79	71	109	80	103	69	98	73	93	59	113	98	102
UPSALA	261	17	183	116	61	3	-	-	-	119	62	-	-	109	66	94	73	78	97	76	85	73	87	51	115	67	112
<b>County Totals:</b>	<b>2607</b>	<b>110</b>	<b>1685</b>	<b>1116</b>	<b>467</b>	<b>49</b>	-	-	-	<b>691</b>	<b>376</b>	<b>265</b>	<b>310</b>	<b>998</b>	<b>640</b>	<b>735</b>	<b>727</b>	<b>689</b>	<b>857</b>	<b>690</b>	<b>732</b>	<b>698</b>	<b>715</b>	<b>475</b>	<b>983</b>	<b>732</b>	<b>924</b>

Stearns																											
ALBANY CITY	992	55	644	430	175	19	-	-	-	464	174	-	-	429	195	429	167	268	329	340	217	351	188	225	353	314	262
ALBANY TWP	457	24	288	217	58	8	-	-	-	212	75	-	-	204	77	185	85	127	137	157	94	169	77	125	125	138	143
AVON CITY	645	33	383	250	114	7	-	-	-	262	118	-	-	249	125	243	95	169	191	236	120	221	114	156	191	173	206
AVON TWP	1140	64	732	488	198	33	-	-	-	465	261	-	-	475	245	478	194	334	351	411	247	389	248	278	363	356	371
BROCKWAY TWP	1322	89	836	476	301	31	-	-	-	481	339	-	-	417	405	469	317	311	471	390	350	359	359	277	493	416	399
HOLDING TWP	628	30	382	250	114	10	-	-	-	240	139	-	-	228	149	199	149	147	203	172	167	154	175	104	235	200	173
HOLDINGFORD CITY	369	14	242	139	90	4	-	-	-	133	108	-	-	122	119	113	109	88	139	82	133	85	131	62	162	141	97
KRAIN TWP	481	14	307	256	37	9	-	-	-	212	93	-	-	233	73	167	100	147	130	155	117	176	95	116	160	137	168
LE SAUK TWP	1352	84	951	580	311	34	-	-	-	630	315	-	-	533	411	648	237	439	486	562	313	511	336	360	504	431	503
PLEASANT LAKE CITY	75	12	76	49	18	9	-	-	-	49	27	-	-	51	25	48	21	28	44	39	32	45	27	25	47	41	35
ST ANTHONY CITY	42	4	27	14	7	5	-	-	-	21	6	-	-	17	10	12	13	9	16	12	14	15	10	15	11	14	13
ST JOSEPH CITY P1	1663	218	873	352	465	18	-	-	-	465	363	-	-	323	523	433	373	218	540	312	387	286	390	196	565	382	404
ST JOSEPH CITY P2	865	156	672	319	285	34	-	-	-	385	268	-	-	328	331	380	241	186	421	282	282	256	279	154	444	303	335
ST JOSEPH TWP	1206	81	777	457	276	21	-	-	-	476	289	-	-	470	294	474	250	276	461	368	314	376	291	215	492	380	357
ST STEPHEN CITY	418	26	311	220	70	12	-	-	-	206	101	-	-	178	130	195	86	143	148	172	99	167	82	125	153	145	159
ST WENDEL TWP	1205	83	837	479	316	25	-	-	-	503	320	-	-	483	347	511	274	335	453	424	334	399	337	290	496	385	442
SARTELL CITY P1	1133	122	782	468	266	27	-	-	-	509	262	-	-	373	396	500	208	326	413	430	273	388	294	255	446	382	362
SARTELL CITY P3	1097	171	800	444	301	35	-	-	-	560	230	-	-	380	410	560	204	325	444	469	268	420	282	290	452	401	368
<b>County Totals:</b>	<b>15088</b>	<b>1280</b>	<b>9920</b>	<b>5888</b>	<b>3402</b>	<b>341</b>	-	-	-	<b>6273</b>	<b>3488</b>	-	-	<b>5493</b>	<b>4265</b>	<b>6044</b>	<b>3123</b>	<b>3876</b>	<b>5377</b>	<b>5013</b>	<b>3761</b>	<b>4767</b>	<b>3725</b>	<b>3268</b>	<b>5692</b>	<b>4739</b>	<b>4797</b>
<b>District 14A Total</b>	<b>18809</b>	<b>1514</b>	<b>12231</b>	<b>7333</b>	<b>4108</b>	<b>421</b>	-	-	-	<b>7317</b>	<b>4123</b>	<b>265</b>	<b>310</b>	<b>6778</b>	<b>5224</b>	<b>7130</b>	<b>4079</b>	<b>4754</b>	<b>6628</b>	<b>5975</b>	<b>4770</b>	<b>5722</b>	<b>4717</b>	<b>3919</b>	<b>7061</b>	<b>5789</b>	<b>5986</b>
<b>% Of Voters</b>			<b>100</b>	<b>59.95</b>	<b>33.59</b>	<b>3.44</b>	-	-	-	<b>59.82</b>	<b>33.71</b>	<b>2.17</b>	<b>2.53</b>	<b>55.42</b>	<b>42.71</b>	<b>58.29</b>	<b>33.35</b>	<b>38.87</b>	<b>54.19</b>	<b>48.85</b>	<b>39.00</b>	<b>46.78</b>	<b>38.57</b>	<b>32.04</b>	<b>57.73</b>	<b>47.33</b>	<b>48.94</b>

District 14B	VOTER REGISTRATION		U.S. SENATOR		U.S. REP.			STATE REP.	GOVERNOR & LT. GOV.	SECRETARY OF STATE	STATE AUDITOR	STATE TREASURER	ATTORNEY GENERAL	CONST. AMEND. 1						
	Persons registered as of 7:00 a.m. election day	Persons registered on election day	Total number of persons voting	IR	DFL	IND	IR	DFL	IR	DFL	IR	DFL	IR	DFL						
County				IR	DFL	IND	IR	DFL	IR	DFL	IR	DFL	IR	DFL						
Pope				IR	DFL	IND	IR	DFL	IR	DFL	IR	DFL	IR	DFL						
BANGOR TWP	114	0	88	IR	DFL	IND	IR	DFL	IR	DFL	IR	DFL	IR	DFL						
LAKE JOHANNA TWP	98	6	72	IR	DFL	IND	IR	DFL	IR	DFL	IR	DFL	IR	DFL						
SEDAN	35	3	25	IR	DFL	IND	IR	DFL	IR	DFL	IR	DFL	IR	DFL						
<b>County Totals:</b>	<b>247</b>	<b>9</b>	<b>185</b>	<b>100</b>	<b>76</b>	<b>5</b>	<b>75</b>	<b>106</b>	<b>29</b>	<b>65</b>	<b>104</b>	<b>70</b>	<b>77</b>	<b>95</b>	<b>80</b>	<b>82</b>	<b>47</b>	<b>118</b>	<b>97</b>	<b>87</b>

Stearns																											
BELGRADE CITY	392	30	307	174	115	11	-	-	-	169	131	-	-	124	180	177	119	105	185	133	152	145	131	97	188	142	159
BROOTEN CITY	337	26	270	135	120	7	-	-	-	117	150	-	-	88	173	136	118	89	163	103	147	115	126	74	174	145	123
COLD SPRING CITY	1498	102	1066	664	323	31	-	-	-	665	384	-	-	372	672	673	316	420	585	530	426	551	377	326	646	517	464
COLLEGEVILLE TWP P1	1129	86	794	476	285	21	-	-	-	498	289	-	-	387	383	495	252	352	389	427	287	406	276	289	422	383	401
COLLEGEVILLE TWP P2	1175	348	574	249	266	14	-	-	-	304	251	-	-	216	304	343	182	205	283	240	237	241	225	139	373	286	269
CROW LAKE TWP	211	9	141	82	55	3	-	-	-	74	64	-	-	74	64	75	56	56	82	74	62	71	58	39	90	65	74
CROW RIVER TWP	182	8	130	67	49	12	-	-	-	58	72	-	-	39	91	67	54	38	83	42	76	50	64	22	101	75	51
EDEN LAKE TOWNSHIP P-1	693	47	455	305	120	15	-	-	-	282	168	-	-	148	298	291	127	181	241	227	179	229	177	146	264	221	234
EDEN LAKE TOWNSHIP P-2	37	0	22	13	8	0	10	10	1	-	-	-	-	8	13	15	6	7	14	9	12	11	10	8	12	7	13
ELROSA CITY	143	4	108	73	21	5	-	-	-	75	30	-	-	21	84	60	29	41	45	43	42	59	27	33	60	52	50
FAIR HAVEN TWP	674	45	429	205	153	62	-	-	-	203	222	-	-	178	243	250	157	160	246	183	217	181	208	144	256	225	196
FARMING TWP	426	28	286	216	54	7	-	-	-	201	81	-	-	117	164	168	96	123	147	145	105	170	89	117	141	136	148
FREEPORT CITY	355	20	242	190	41	6	-	-	-	166	76	-	-	67	175	139	64	98	122	109	93	119	74	88	121	98	138
GREENWALD CITY	154	10	124	105	12	2	-	-	-	98	26	-	-	43	80	78	38	53	59	57	48	66	34	43	66	67	53
GROVE TWP	303	21	217	174	34	5	-	-	-	155	61	-	-	80	134	148	53	91	111	112	80	139	56	82	114	120	92
KIMBALL CITY	321	25	216	104	88	19	-	-	-	111	104	-	-	71	142	128	82	78	129	88	115	91	108	60	142	110	103
LAKE GEORGE TWP	193	10	125	81	35	7	-	-	-	64	61	-	-	45	78	64	54	46	65	48	60	54	51	43	72	74	46
LAKE HENRY TWP/CITY	260	8	165	130	29	3	-	-	-	118	46	-	-	64	101	91	53	68	87	75	69	77	67	68	81	78	87
LUXEMBURG TWP	379	18	235	176	52	6	-	-	-	157	77	-	-	83	143	146	58	110	109	116	93	136	74	102	116	100	132
LYNDEN TWP	915	68	596	299	227	49	-	-	-	290	303	-	-	249	324	317	215	205	357	268	258	256	263	160	376	306	282
MAINE PRAIRIE TWP	858	58	596	334	197	41	-	-	-	299	278	-	-	210	371	324	220	211	342	258	284	251	273	175	365	294	260
MEIRE GROVE CITY	86	2	67	59	4	1	-	-	-	54	13	-	-	23	44	45	17	30	28	33	21	48	11	35	23	28	36
MELROSE CITY	1544	126	1131	709	345	34	-	-	-	685	430	-	-	390	718	702	348	394	653	490	487	558	440	332	704	573	511
MUNSON TWP	739	35	487	309	150	17	-	-	-	293	190	-	-	183	288	261	183	199	266	239	197	243	188	178	276	240	240
NEW MUNICH CITY	204	7	145	99	37	1	-	-	-	108	36	-	-	46	97	93	38	60	77	72	55	79	47	47	87	75	66
NORTH FORK TWP	149	8	95	51	36	7	-	-	-	39	56	-	-	32	62	47	41	35	54	37	45	42	42	28	58	47	46
OAK TWP	331	9	203	162	29	8	374	463	16	-	-	-	-	70	128	124	47	92	96	113	67	126	51	99	87	115	88
PAYNESVILLE CITY	1288	87	879	564	268	27	275	250	14	-	-	-	-	283	581	525	316	358	468	426	380	417	332	251	545	300	502
PAYNESVILLE TWP	808	55	555	362	158	23	-	-	-	156	43	-	-	232	318	363	160	255	271	321	201	317	185	218	289	211	337
RICHMOND CITY	657	48	488	314	147	9	-	-	-	307	168	-	-	140	343	293	151	187	257	219	199	245	175	168	278	265	212
ROCKVILLE CITY	317	30	229	142	70	8	-	-	-	136	87	-	-	90	134	146	63	102	106	116	75	121	70	79	126	116	90
ROCKVILLE TWP	893	52	632	432	163	22	-	-	-	391	226	-	-	288	329	417	157	285	313	351	211	330	210	225	339	321	257
ROSCOE CITY	74	1	50	35	9	3	-	-	-	35	14	-	-	12	38	30	17	17	28	17	24	20	22	16	31	26	21
ST MARTIN CITY/TWP	432	21	295	228	37	16	-	-	-	237	57	-	-	101	192	186	81	135	141	174	93	171	91	122	139	158	130
SPRING HILL TWP/CITY	267	19	172	135	23	6	-	-	-	124	46	-	-	57	114	113	48	58	99	72	78	89	58	48	111	90	76
WAKEFIELD TWP	1568	91	1038	647	333	33	-	-	-	635	384	-	-	421	594	659	302	415	556	530	405	531	394	327	619	525	462
ZION TWP	256	7	151	113	23	5	-	-	-	107	44	-	-	71	80	85	55	66	71	74	57	70	54	57	82	57	92
<b>County Totals:</b>	<b>20248</b>	<b>1569</b>	<b>13715</b>	<b>8613</b>	<b>4116</b>	<b>546</b>	<b>659</b>	<b>723</b>	<b>31</b>	<b>7411</b>	<b>4668</b>	<b>-</b>	<b>-</b>	<b>5123</b>	<b>8277</b>	<b>8274</b>	<b>4373</b>	<b>5425</b>	<b>7328</b>	<b>6571</b>	<b>5617</b>	<b>6825</b>	<b>5138</b>	<b>4485</b>	<b>7976</b>	<b>6648</b>	<b>6541</b>
<b>District 14B Total</b>	<b>20495</b>	<b>1578</b>	<b>13900</b>	<b>8713</b>	<b>4192</b>	<b>551</b>	<b>659</b>	<b>723</b>	<b>31</b>	<b>7486</b>	<b>4774</b>	<b>-</b>	<b>-</b>	<b>5152</b>	<b>8342</b>	<b>8378</b>	<b>4443</b>	<b>5482</b>	<b>7449</b>	<b>6648</b>	<b>5712</b>	<b>6905</b>	<b>5220</b>	<b>4532</b>	<b>8094</b>	<b>6745</b>	<b>6628</b>
<b>% Of Voters</b>			<b>100</b>	<b>62.68</b>	<b>30.16</b>	<b>3.96</b>	<b>4.74</b>	<b>5.20</b>	<b>0.22</b>	<b>53.86</b>	<b>34.35</b>	<b>-</b>	<b>-</b>	<b>37.06</b>	<b>60.01</b>	<b>60.27</b>	<b>31.96</b>	<b>39.43</b>	<b>53.59</b>	<b>47.83</b>	<b>41.09</b>	<b>49.68</b>	<b>37.55</b>	<b>32.60</b>	<b>58.23</b>	<b>48.53</b>	<b>47.68</b>
<b>District 14 Total</b>	<b>39304</b>	<b>3092</b>	<b>26131</b>	<b>16046</b>	<b>8300</b>	<b>972</b>	<b>659</b>	<b>723</b>	<b>31</b>	<b>14803</b>	<b>8897</b>	<b>265</b>	<b>310</b>	<b>-</b>	<b>-</b>	<b>15508</b>	<b>8522</b>	<b>10236</b>	<b>14077</b>	<b>12623</b>	<b>10482</b>	<b>12627</b>	<b>9937</b>	<b>8451</b>	<b>15155</b>	<b>12534</b>	<b>12614</b>
<b>% Of Voters</b>			<b>100</b>	<b>61.41</b>	<b>31.76</b>	<b>3.72</b>	<b>2.52</b>	<b>2.77</b>	<b>0.12</b>	<b>56.65</b>	<b>34.05</b>	<b>1.01</b>	<b>1.19</b>	<b>-</b>	<b>-</b>	<b>59.35</b>	<b>32.61</b>	<b>39.17</b>	<b>53.87</b>	<b>48.31</b>	<b>40.11</b>	<b>48.32</b>	<b>38.03</b>	<b>32.34</b>	<b>58.00</b>	<b>47.97</b>	<b>48.27</b>

	VOTER REGISTRATION	U.S. SENATOR	U.S. REP. DISTRICT 2	STATE REP.	GOVERNOR & LT. GOV.	SECRETARY OF STATE	STATE AUDITOR	STATE TREASURER	ATTORNEY GENERAL	CONST. AMEND. 1													
	Persons registered as of 7:00 a.m. election day	Persons registered on election day	Total number of persons voting	IR ROD GRAMS	DFL ANN WYNIA	IP DEAN M. BARKLEY	IR GARY B. REVIER	DFL DAVID MINGE	IND STAN BENTZ	IR TOM VAN ENGEN	DFL ROLF HAGE	IR ERNE H. CARLSON AND JOANNE E. BENSON	DFL JOHN MARTY AND NANCY LARSON	IR DICK KIMBLER	DFL JOHN ANDERSON GROWE	IR JUDI DUTCHER	DFL DONALD M. MOE	IR JAMES C. (JIM) OLSON	DFL MICHAEL A. McGRATH	IR SHARON ANDERSON	DFL HUBERT H. HUMPHREY III	YES	NO
<b>District 15A</b>																							
<b>County</b>																							
<b>Kandiyohi</b>																							
ARCTANDER TWP.	242	11	182	70	100	6	32	143	4	63	117	74	99	41	132	46	128	42	128	27	147	84	96
BURBANK TWP.	217	12	113	47	60	3	32	75	4	40	69	51	57	26	80	38	65	42	63	22	81	68	45
COLFAX TWP.	283	15	203	84	104	13	57	132	13	94	109	108	79	55	142	68	123	73	108	36	146	109	93
DOVRE TWP.	1285	77	931	521	381	17	414	499	10	500	421	577	281	358	538	514	354	470	368	263	579	440	439
GREEN LAKE TWP.	897	51	613	318	269	16	244	357	7	323	284	344	213	203	389	304	272	262	282	165	380	338	263
HARRISON TWP.	406	6	315	155	143	10	123	181	11	159	151	149	149	103	202	134	162	126	159	79	214	181	134
IRVING TWP.	479	32	357	190	146	16	142	200	12	195	157	204	129	130	213	173	161	162	163	95	219	172	184
KANDIYOHI	315	27	245	127	108	6	86	145	9	116	125	131	104	79	156	102	128	105	123	65	169	125	118
KANDIYOHI TWP.	393	26	298	162	115	17	120	170	8	165	129	170	101	114	171	144	137	132	127	79	188	136	160
LAKE ANDREW TWP.	582	39	449	227	205	8	170	257	14	219	222	250	164	162	271	203	215	195	210	117	298	220	223
MAMRE TWP.	233	0	171	103	60	4	76	91	4	96	71	88	66	74	86	87	71	78	69	60	89	51	115
NEW LONDON	551	44	389	170	196	14	132	235	12	152	234	206	156	116	255	148	218	158	196	87	276	210	175
NEW LONDON TWP.	1626	89	1079	585	448	32	464	587	23	542	530	632	366	422	611	534	476	489	479	316	662	602	477
NORWAY LAKE TWP.	184	9	128	66	57	3	48	78	2	62	66	53	66	37	83	43	75	40	74	30	89	69	59
PENNOCK	236	10	152	66	71	8	53	91	6	69	81	77	63	54	88	61	79	63	77	41	104	78	73
REGAL	38	1	26	18	5	1	12	11	2	15	11	17	6	8	15	14	12	14	10	8	17	14	12
ROSEVILLE TWP.	291	12	186	113	61	8	84	98	2	108	73	103	75	87	90	89	83	97	75	68	100	81	105
ST. JOHNS TWP.	262	5	178	94	76	6	65	108	3	98	75	85	70	54	110	79	87	71	89	47	116	74	103
SPICER	729	37	472	224	223	13	173	283	10	233	226	251	183	156	292	205	233	206	218	131	307	242	221
SUNBURG	86	0	65	32	29	1	25	36	0	29	32	29	31	18	41	20	38	25	30	16	40	29	33
WILLMAR W-1 P-1	537	46	291	125	146	9	94	180	9	136	151	162	107	96	178	116	148	119	140	74	197	155	131
WILLMAR W-1 P-2	687	47	418	184	202	19	124	271	12	205	209	214	170	118	265	158	211	154	212	85	300	202	206
WILLMAR W-1 P-3	716	53	410	239	154	12	170	232	6	231	177	270	115	150	244	208	168	203	165	119	260	217	188
WILLMAR W-2 P-1	807	41	539	241	263	21	183	342	7	249	278	290	207	172	337	238	256	203	262	118	377	274	255
WILLMAR W-2 P-2	956	39	716	404	288	15	293	411	7	392	320	460	199	284	406	381	285	347	288	178	466	345	362
WILLMAR W-2 P-3	1104	55	825	463	315	34	357	447	11	474	346	533	231	332	451	428	313	409	302	236	509	373	436
WILLMAR W-3 P-1	842	64	492	274	197	10	201	275	7	288	194	304	150	193	265	239	201	239	190	127	317	235	246
WILLMAR W-3 P-2	660	30	350	171	158	9	129	211	5	164	181	182	136	102	228	141	169	139	169	88	240	163	180
WILLMAR W-3 P-3	746	57	468	214	227	21	183	271	5	239	228	267	158	166	279	226	201	206	205	124	306	237	229
WILLMAR W-4 P-1	923	55	571	307	233	16	220	318	16	301	260	354	165	207	330	267	244	256	236	133	374	267	284
WILLMAR W-4 P-2	770	44	484	219	239	13	163	304	9	225	252	252	193	145	306	189	243	180	245	107	335	235	242
WILLMAR W-4 P-3	859	42	578	276	277	13	215	351	6	299	273	324	218	179	376	242	281	243	272	126	408	270	299
WILLMAR TWP.	281	14	196	114	70	11	80	113	3	118	78	110	67	87	103	107	79	101	80	70	109	83	112
<b>County Totals:</b>	<b>19223</b>	<b>1090</b>	<b>12890</b>	<b>6603</b>	<b>5626</b>	<b>405</b>	<b>4964</b>	<b>7503</b>	<b>259</b>	<b>6599</b>	<b>6130</b>	<b>7321</b>	<b>4574</b>	<b>4528</b>	<b>7733</b>	<b>5946</b>	<b>5916</b>	<b>5649</b>	<b>5814</b>	<b>3337</b>	<b>8419</b>	<b>6379</b>	<b>6298</b>
<b>District 15A Total</b>	<b>19223</b>	<b>1090</b>	<b>12890</b>	<b>6603</b>	<b>5626</b>	<b>405</b>	<b>4964</b>	<b>7503</b>	<b>259</b>	<b>6599</b>	<b>6130</b>	<b>7321</b>	<b>4574</b>	<b>4528</b>	<b>7733</b>	<b>5946</b>	<b>5916</b>	<b>5649</b>	<b>5814</b>	<b>3337</b>	<b>8419</b>	<b>6379</b>	<b>6298</b>
<b>% Of Totals</b>			<b>100</b>	<b>51.23</b>	<b>43.65</b>	<b>3.14</b>	<b>38.51</b>	<b>58.21</b>	<b>2.00</b>	<b>51.19</b>	<b>47.58</b>	<b>56.80</b>	<b>35.48</b>	<b>35.13</b>	<b>59.99</b>	<b>46.13</b>	<b>45.90</b>	<b>43.82</b>	<b>45.10</b>	<b>25.89</b>	<b>65.31</b>	<b>49.49</b>	<b>48.86</b>

	VOTER REGISTRATION			U.S. SENATOR			U.S. REP. DISTRICT 2			STATE REP.		GOVERNOR & LT. GOV.		SECRETARY OF STATE		STATE AUDITOR		STATE TREASURER		ATTORNEY GENERAL		CONST. AMEND. 1	
	Persons registered as of 7:00 a.m. election day	Persons registered on election day	Total number of persons voting	IR ROD GRAMS	DFL ANN WYNIA	IP DEAN M. BARKLEY	IR GARY B. REVIER	DFL DAVID MINGE	IND STAN BENTZ	IR DEAN URDAHL	DFL ROGER COOPER	IR ARNE H. CARLSON AND JOANNE E. BENSON	DFL JOHN MARTY AND NANCY LARSON	IR DICK KIMBLER	DFL JOAN ANDERSON GROWE	IR JUDI DUTCHER	DFL DONALD M. MOE	IR JAMES C. (JIM) OLSON	DFL MICHAEL A. McGRATH	IR SHARON ANDERSON	DFL HUBERT H. HUMPHREY III	YES	NO
<b>District 15B</b>																							
<b>County</b>																							
<b>Chippewa</b>																							
GRANITE FALLS W-2	437	37	283	120	144	8	80	193	6	118	158	135	124	79	186	106	149	90	157	64	198	149	107
GRANITE FALLS TWP.	157	8	111	54	50	3	28	80	1	53	55	66	41	35	73	43	62	44	59	29	73	49	54
<b>County Totals:</b>	<b>594</b>	<b>45</b>	<b>394</b>	<b>174</b>	<b>194</b>	<b>11</b>	<b>108</b>	<b>273</b>	<b>7</b>	<b>171</b>	<b>213</b>	<b>201</b>	<b>165</b>	<b>114</b>	<b>259</b>	<b>149</b>	<b>211</b>	<b>134</b>	<b>216</b>	<b>93</b>	<b>271</b>	<b>198</b>	<b>161</b>
<b>Kandiyohi</b>																							
ATWATER	725	0	558	267	255	16	196	330	15	240	295	309	207	160	363	212	298	257	236	138	366	318	236
BLOMKEST	138	4	100	58	36	4	42	56	2	51	48	54	40	38	60	43	51	41	48	22	70	37	62
EAST LAKE LILLIAN TWP.	146	2	103	41	56	1	35	66	2	34	68	44	47	28	73	38	60	36	54	29	70	50	52
EDWARDS TWP.	180	3	119	82	32	3	52	62	4	67	51	65	38	48	67	63	48	66	41	37	71	41	76
FAHLUN TWP.	225	6	151	62	74	9	46	103	1	45	104	70	75	44	100	60	84	55	86	34	109	84	67
GENNESSEE TWP.	269	9	200	91	97	6	71	117	10	80	109	105	81	62	127	82	106	79	102	62	121	104	94
HOLLAND TWP.	250	4	195	159	33	1	127	62	3	130	64	124	40	121	69	136	52	130	44	96	79	40	152
LAKE ELIZABETH TWP.	165	3	123	59	65	8	25	94	3	41	81	61	56	26	91	41	77	43	73	26	93	67	55
LAKE LILLIAN	175	7	122	57	57	4	43	72	4	41	80	55	61	35	78	35	76	41	67	17	93	67	53
LAKE LILLIAN TWP.	144	1	96	37	51	5	25	79	1	35	59	40	49	25	65	33	55	29	51	17	72	32	62
PRINSBURG	342	14	273	255	11	4	230	39	1	213	59	209	27	211	47	231	23	215	21	151	77	20	250
RAYMOND	484	11	300	158	124	10	107	179	8	134	163	166	115	92	188	123	150	125	140	81	202	151	145
ROSELAND TWP.	282	16	193	133	55	2	106	86	0	108	85	127	49	87	99	116	68	113	63	77	101	78	114
WHITEFIELD TWP.	319	30	233	128	99	2	107	140	3	103	128	124	91	54	118	96	126	98	117	63	157	105	128
<b>County Totals:</b>	<b>3844</b>	<b>110</b>	<b>2766</b>	<b>1587</b>	<b>1045</b>	<b>75</b>	<b>1212</b>	<b>1485</b>	<b>57</b>	<b>1322</b>	<b>1394</b>	<b>1553</b>	<b>976</b>	<b>1031</b>	<b>1545</b>	<b>1309</b>	<b>1274</b>	<b>1328</b>	<b>1143</b>	<b>850</b>	<b>1681</b>	<b>1194</b>	<b>1546</b>
<b>McLeod</b>																							
COLLINS TWP.	262	14	174	98	42	24	95	68	6	91	80	122	36	84	83	98	62	95	56	64	90	100	73
LYNN TWP.	371	14	260	174	66	9	150	97	9	169	82	188	52	121	125	157	78	152	71	106	127	127	130
STEWART	304	20	222	130	64	22	108	101	6	119	98	152	63	75	127	103	88	98	91	59	148	150	61
<b>County Totals:</b>	<b>937</b>	<b>48</b>	<b>656</b>	<b>402</b>	<b>172</b>	<b>55</b>	<b>353</b>	<b>266</b>	<b>21</b>	<b>379</b>	<b>260</b>	<b>462</b>	<b>151</b>	<b>280</b>	<b>335</b>	<b>358</b>	<b>228</b>	<b>345</b>	<b>218</b>	<b>229</b>	<b>365</b>	<b>377</b>	<b>264</b>
<b>Meeker</b>																							
ACTON TWP.	246	9	172	90	69	12	51	113	6	75	94	85	75	53	105	76	84	70	79	43	114	95	72
CEDAR MILLS	41	2	27	14	11	0	13	14	0	14	13	12	11	9	13	10	12	10	14	4	20	21	6
CEDAR MILLS TWP.	269	7	147	112	27	8	87	55	5	91	55	96	40	72	71	85	49	83	41	54	78	71	73
COSMOS	345	25	243	119	104	8	85	140	9	115	117	148	88	93	128	111	106	102	110	77	148	148	84
COSMOS TWP.	165	8	111	68	38	5	46	60	2	52	55	69	36	39	64	59	39	56	40	40	65	69	39
DANIELSON TWP.	200	5	141	83	53	3	50	85	3	51	90	92	45	42	94	55	76	58	71	34	94	60	78
GREENLEAF TWP.	456	34	339	204	111	17	150	173	11	212	121	231	86	135	191	189	133	175	127	108	193	176	159
GROVE CITY	361	17	259	119	121	14	57	192	8	95	162	152	98	63	183	101	139	104	126	62	178	141	116
<b>County Totals:</b>	<b>2083</b>	<b>107</b>	<b>1439</b>	<b>809</b>	<b>534</b>	<b>67</b>	<b>539</b>	<b>832</b>	<b>44</b>	<b>705</b>	<b>707</b>	<b>885</b>	<b>479</b>	<b>506</b>	<b>849</b>	<b>686</b>	<b>638</b>	<b>658</b>	<b>608</b>	<b>422</b>	<b>890</b>	<b>781</b>	<b>627</b>

Renville

BANDON TWP.	127	7	105	62	34	7	53	48	3	50	55	72	30	33	61	55	36	54	42	34	60	59	44
BEAVER FALLS TWP.	128	17	97	51	41	3	62	34	1	40	56	59	33	36	60	42	49	40	49	27	62	47	47
BIRCH COOLEY TWP.	169	7	144	78	62	3	90	52	2	57	87	84	57	41	99	59	76	53	77	28	103	82	60
BIRD ISLAND	675	67	583	274	266	24	211	341	14	168	405	302	254	135	408	189	322	206	308	112	435	394	171
BIRD ISLAND TWP.	142	5	117	75	34	7	52	62	2	39	77	68	41	32	79	50	51	48	55	24	82	77	39
BOON LAKE TWP.	128	9	137	95	35	6	77	56	3	79	55	94	32	63	68	78	48	75	43	49	73	77	60
BROOKFIELD TWP.	140	4	96	60	29	5	50	45	1	54	42	60	32	45	47	63	31	54	35	38	51	72	23
BUFFALO LAKE	394	35	315	208	93	9	159	141	10	177	132	228	74	127	163	160	113	173	98	113	181	175	135
CAIRO TWP.	159	8	115	88	23	3	76	32	6	80	33	69	33	55	53	66	37	76	30	60	49	68	46
CAMP TWP.	129	6	104	65	30	8	66	33	5	68	35	72	30	47	50	56	39	63	34	39	61	68	34
CROOKS TWP.	141	8	106	73	28	5	51	53	2	58	48	61	41	41	59	51	44	54	39	28	66	44	61
DANUBE	320	33	259	152	92	8	138	109	9	140	116	166	81	88	153	122	112	138	100	86	158	145	111
EMMET TWP.	138	8	92	48	38	4	38	49	5	45	47	48	41	33	54	38	47	40	47	31	58	41	50
ERICSON TWP.	142	6	107	71	29	5	45	56	5	60	47	68	35	40	60	51	42	50	42	36	56	42	62
FAIRFAX	642	84	566	329	195	21	300	244	13	336	224	356	170	192	331	266	213	279	221	185	342	337	213
FLORA TWP.	150	1	118	82	25	8	82	33	3	68	50	74	35	51	60	73	32	65	32	37	69	56	60
FRANKLIN	253	21	232	126	88	10	143	81	4	122	108	135	77	75	138	100	97	101	99	73	136	120	107
HAWK CREEK TWP.	125	7	103	42	56	2	33	67	1	28	75	34	58	19	76	32	55	33	56	14	80	44	53
HECTOR	654	56	545	307	204	21	233	285	15	290	250	370	151	195	308	266	208	282	204	167	343	409	123
HECTOR TWP.	180	9	124	75	42	5	57	61	4	71	52	83	36	51	70	68	51	60	51	39	77	80	42
HENRYVILLE TWP.	136	18	112	55	44	8	74	35	2	42	70	42	57	22	80	25	64	37	58	22	80	62	47
KINGMAN TWP.	157	6	106	58	38	6	48	54	4	37	69	54	43	32	69	51	42	47	45	36	64	53	52
MARTINSBURG TWP.	127	8	76	48	24	3	35	39	2	39	37	56	19	32	42	43	28	39	32	28	44	50	24
MELVILLE TWP.	108	4	120	63	49	5	54	60	2	51	67	75	40	37	70	56	51	54	47	33	76	84	35
MORTON	253	28	205	121	71	4	137	62	3	102	101	126	67	67	125	75	104	108	77	55	137	123	78
NORFOLK TWP.	131	6	103	64	35	4	65	38	0	44	59	64	38	35	63	46	43	55	38	34	61	59	43
OLIVIA	1463	130	1135	578	480	46	499	592	24	475	646	726	358	306	758	493	515	465	537	263	790	704	405
OSCEOLA TWP.	113	5	94	57	30	5	38	55	0	41	53	64	26	35	54	47	42	41	47	29	57	62	29
PALMYRA TWP.	168	6	130	79	45	1	66	60	1	62	67	85	41	41	83	57	61	63	57	32	85	82	47
PRESTON LAKE TWP.	157	11	103	62	33	8	56	46	1	57	46	76	25	48	49	64	33	52	35	28	63	54	49
RENVILLE	776	60	519	289	198	18	238	253	15	287	225	337	147	190	299	272	190	255	196	158	305	222	284
SACRED HEART	317	31	231	130	91	5	90	136	4	127	104	137	84	74	146	83	127	101	117	60	160	125	99
SACRED HEART TWP.	178	4	124	57	60	4	44	76	2	56	68	69	48	42	79	45	65	53	60	41	77	56	66
TROY TWP.	183	4	135	79	45	10	59	69	5	60	74	83	48	33	94	55	67	56	68	36	90	82	53
WANG TWP.	147	10	120	73	42	1	41	76	2	46	73	69	44	40	74	56	57	52	60	31	81	50	68
WELLINGTON TWP.	138	9	113	69	35	6	53	55	3	63	49	62	39	41	64	49	52	52	46	29	74	63	47
WINFIELD TWP.	162	6	119	66	47	4	42	72	5	68	49	71	43	38	74	52	53	52	59	36	73	60	56
County Totals:	9650	744	7610	4309	2811	302	3655	3660	183	3687	3851	4699	2508	2512	4620	3454	3297	3526	3241	2171	4859	4428	3023

Yellow Medicine

GRANITE FALLS W-1 P-1	400	22	250	116	122	9	64	179	7	110	135	121	118	73	168	94	140	93	138	61	177	132	118
GRANITE FALLS W-1 P-2	548	32	386	166	206	5	115	265	4	197	187	193	183	124	246	163	201	149	210	105	260	196	188
GRANITE FALLS W-1 P-3	436	29	303	109	181	5	81	213	8	149	149	163	131	92	200	120	164	107	174	81	211	157	142
County Totals:	1384	83	939	391	509	19	260	657	19	456	471	477	432	289	614	377	505	349	522	247	648	485	448
District 15B Total	18492	1137	13804	7672	5265	529	6127	7173	331	6720	6896	8277	4711	4732	8222	6333	6153	6340	5948	4012	8714	7463	6069
% Of Voters	100		100	55.58	38.14	3.83	44.39	51.96	2.38	48.68	49.96	59.96	34.13	34.28	59.56	45.88	44.57	45.93	43.09	29.06	63.13	54.06	43.97
District 15 Total	37715	2227	26694	14275	10891	934	11091	14676	590	-	-	15598	9285	9260	15955	12279	12069	11989	11762	7349	17133	13842	12367
% Of Voters	100		100	53.48	40.80	3.51	41.55	54.98	2.21	-	-	58.43	34.78	34.69	59.77	46.00	45.21	44.91	44.06	27.53	64.18	51.85	46.33



	VOTER REGISTRATION			U.S. SENATOR			U.S. REP. DISTRICT 7		STATE REP.		GOVERNOR & LT. GOV.		SECRETARY OF STATE		STATE AUDITOR		STATE TREASURER		ATTORNEY GENERAL		CONST. AMEND. 1	
	Persons registered as of 7:00 a.m. election day	Persons registered on election day	Total number of persons voting	IR ROD GRAMS	DFL AHN WYNIA	IP DEAN M. BARKLEY	IR BERNIE OMANN	DFL COLLIN C. PETERSON	IR JEFF RATCLIFF	DFL JOE OPATZ	IR ARNE H. CARLSON AND JOANNE E. BENSON	IR JOHN MARTY AND NANCY LARSON	IR DICK KIMBLER	DFL JOAN ANDERSON GROWE	IR JUDI DUTCHER	DFL DONALD M. MOE	IR JAMES C. (JIM) OLSON	DFL MICHAEL A. McGRATH	IR SHARON ANDERSON	DFL HUBERT H. HUMPHREY III	YES	NO
<b>District 16A</b>																						
<b>County</b>																						
<b>Benton</b>																						
ST. CLOUD W-2 P-1	471	38	286	127	134	18	138	140	98	178	153	113	79	187	116	138	101	141	67	194	129	143
ST. CLOUD W-2 P-2	678	52	303	142	145	10	138	151	127	162	181	105	106	178	145	130	134	127	85	185	127	163
ST. CLOUD W-2 P-3	842	51	480	225	208	30	233	237	186	276	272	176	152	293	201	212	187	218	120	324	231	240
ST. CLOUD W-2 P-4	901	105	346	172	149	13	178	156	154	177	199	115	118	203	160	144	141	139	110	196	175	148
SAUK RAPIDS P-1	1483	93	932	547	320	42	531	382	424	488	583	288	346	528	489	353	490	332	301	552	428	445
SAUK RAPIDS P-2	1390	105	911	507	317	46	464	411	403	472	500	302	312	521	419	371	374	370	250	536	431	405
SAUK RAPIDS P-3	1267	106	864	501	301	41	534	310	421	418	561	250	319	502	468	313	453	308	281	525	390	428
SAUK RAPIDS P-4	928	65	424	243	147	28	238	175	199	212	262	136	172	235	235	158	209	166	141	244	202	209
SAUK RAPIDS TWP. P-2	5	0	2	1	1	0	1	1	0	2	1	1	1	1	1	1	1	1	1	1	1	1
<b>County Totals:</b>	<b>7965</b>	<b>615</b>	<b>4548</b>	<b>2465</b>	<b>1722</b>	<b>228</b>	<b>2455</b>	<b>1963</b>	<b>2012</b>	<b>2385</b>	<b>2712</b>	<b>1486</b>	<b>1605</b>	<b>2548</b>	<b>2234</b>	<b>1820</b>	<b>2090</b>	<b>1802</b>	<b>1356</b>	<b>2757</b>	<b>2114</b>	<b>2182</b>
<b>Stearns</b>																						
ST CLOUD CITY W1 P1	1832	375	439	211	176	18	198	203	181	205	230	169	148	209	179	146	170	148	117	247	227	186
ST CLOUD CITY W1 P3	1050	92	398	176	188	10	191	193	140	240	209	145	139	214	175	146	154	162	99	244	190	191
ST CLOUD CITY W3 P1	651	30	418	216	170	19	232	181	178	225	216	168	150	240	176	191	185	184	114	269	200	203
ST CLOUD CITY W3 P4	1158	108	818	415	346	33	442	359	304	486	475	292	256	518	383	352	367	345	204	553	393	394
ST CLOUD CITY W3 P5	552	47	342	164	139	16	183	148	132	197	192	121	90	215	131	159	139	155	69	241	166	147
ST CLOUD CITY W4 P1	306	37	172	83	67	12	94	75	65	99	79	64	58	94	64	79	50	80	37	104	79	71
ST CLOUD CITY W4 P2	571	40	297	128	142	17	148	143	121	169	148	110	104	168	129	133	116	144	83	182	137	148
ST CLOUD CITY W4 P3	610	37	462	208	227	18	236	213	185	264	279	155	148	283	210	185	180	200	139	274	192	249
ST CLOUD CITY W4 P4	788	60	414	188	187	15	194	201	131	266	182	165	113	242	142	186	145	180	110	247	180	204
ST CLOUD CITY W4 P5	903	45	650	349	265	18	344	295	262	375	376	213	247	363	330	250	281	261	175	403	284	343
ST CLOUD CITY W4 P6	1191	72	864	429	376	34	495	357	358	485	543	273	304	514	414	365	384	379	235	586	393	452
ST CLOUD CITY W4 P7	1699	152	1139	631	438	42	668	452	499	614	767	313	431	654	593	426	549	440	348	696	522	582
<b>County Totals:</b>	<b>11311</b>	<b>1095</b>	<b>6413</b>	<b>3198</b>	<b>2721</b>	<b>252</b>	<b>3425</b>	<b>2820</b>	<b>2556</b>	<b>3625</b>	<b>3696</b>	<b>2188</b>	<b>2188</b>	<b>3714</b>	<b>2926</b>	<b>2618</b>	<b>2720</b>	<b>2678</b>	<b>1730</b>	<b>4028</b>	<b>2963</b>	<b>3170</b>
<b>District 16A Total</b>	<b>19276</b>	<b>1710</b>	<b>10961</b>	<b>5663</b>	<b>4443</b>	<b>480</b>	<b>5880</b>	<b>4783</b>	<b>4568</b>	<b>6010</b>	<b>6408</b>	<b>3674</b>	<b>3793</b>	<b>6362</b>	<b>5160</b>	<b>4438</b>	<b>4810</b>	<b>4480</b>	<b>3086</b>	<b>6785</b>	<b>5077</b>	<b>5352</b>
<b>% Of Voters</b>			<b>100</b>	<b>51.66</b>	<b>40.53</b>	<b>4.38</b>	<b>53.64</b>	<b>43.64</b>	<b>41.68</b>	<b>54.83</b>	<b>58.46</b>	<b>33.52</b>	<b>34.60</b>	<b>58.04</b>	<b>47.08</b>	<b>40.49</b>	<b>43.88</b>	<b>40.87</b>	<b>28.15</b>	<b>61.90</b>	<b>46.32</b>	<b>48.83</b>

District 16B  
County  
Stearns

	VOTER REGISTRATION			U.S. SENATOR			U.S. REP. DISTRICT 7			STATE REP.		GOVERNOR & LT. GOV.		SECRETARY OF STATE		STATE AUDITOR		STATE TREASURER		ATTORNEY GENERAL		CONST. AMEND. 1	
	Persons registered as of 7:00 a.m. election day	Persons registered on election day	Total number of persons voting	IR ROD GRAMS	DFL ANN WYNIA	IP DEAN M. BARKLEY	IR BERNIE OMANN	DFL COLLIN C. PETERSON	IR JIM KNOBLACH	DFL FRED SMOGER	IR ARNE H. CARLSON AND JOANNE E. BERSON	DFL JOHN MARTY AND NANCY LARSON	IR DICK KIMBLER	DFL JOAN ANDERSON GROWE	IR JUDI DUTCHER	DFL DONALD M. MOE	IR JAMES C. (JIM) OLSON	DFL MICHAEL A. McGRATH	IR SHARON ANDERSON	DFL HUBERT H. HUMPHREY III	YES	NO	
ST AUGUSTA TWP	1604	118	1127	715	322	50	657	457	823	278	701	324	469	588	624	372	583	394	416	607	577	547	
ST CLOUD CITY W1 P2	1704	181	484	197	244	20	199	261	204	212	247	198	145	274	176	207	161	220	122	286	232	221	
ST CLOUD CITY W1 P5	1100	73	756	355	347	19	345	370	404	319	409	290	231	463	319	334	281	350	190	484	325	397	
ST CLOUD CITY W1 P6	1241	124	590	316	228	25	332	245	381	191	365	184	205	342	304	216	294	212	180	349	270	301	
ST CLOUD CITY W1 P4	886	53	548	289	222	26	290	242	341	186	300	197	210	301	255	214	231	223	162	329	260	266	
ST CLOUD CITY W3 P3	875	81	551	298	222	17	273	268	313	227	307	208	175	335	232	252	209	262	142	363	277	239	
ST CLOUD CITY W3 P3	724	55	516	277	203	18	294	217	305	203	296	178	176	308	241	222	214	236	143	338	276	221	
ST CLOUD CITY W3 P6	1056	57	811	483	281	27	498	293	596	188	572	189	347	424	487	246	450	245	286	450	339	456	
ST CLOUD CITY W3 P7	1418	129	883	453	375	29	456	415	498	368	512	318	273	558	393	392	375	393	232	598	455	404	
ST CLOUD CITY W3 P8	796	162	649	338	257	33	349	274	390	224	399	199	240	369	331	234	306	248	208	388	303	325	
ST CLOUD TWP P1	2261	188	1772	1012	667	56	1071	666	1035	694	1184	486	656	1004	975	628	855	667	564	1060	842	886	
ST CLOUD TWP P2	2538	205	1733	1022	599	72	987	714	1235	450	1179	454	692	937	1003	555	923	577	650	935	881	798	
WAITE PARK CITY P1	1086	86	740	371	318	29	360	371	382	346	383	310	223	480	304	381	274	382	157	530	372	324	
WAITE PARK CITY P2	1620	193	812	422	330	37	420	369	509	280	517	247	304	455	435	287	386	327	251	495	396	396	
<b>County Totals:</b>	<b>18909</b>	<b>1705</b>	<b>11972</b>	<b>6548</b>	<b>4615</b>	<b>458</b>	<b>6531</b>	<b>5162</b>	<b>7453</b>	<b>4166</b>	<b>7371</b>	<b>3782</b>	<b>4346</b>	<b>6838</b>	<b>6079</b>	<b>4540</b>	<b>5542</b>	<b>4736</b>	<b>3703</b>	<b>7212</b>	<b>5805</b>	<b>5781</b>	
District 16B Total	18909	1705	11972	6548	4615	458	6531	5162	7453	4166	7371	3782	4346	6838	6079	4540	5542	4736	3703	7212	5805	5781	
% Of Voters		100		54.69	38.55	3.83	54.55	43.12	62.25	34.80	61.57	31.59	36.30	57.12	46.29	39.56	30.93	60.24	48.49	48.29			
District 16 Total	38185	3415	22933	12211	9058	938	12411	9945			13779	7456	8139	13200	11239	8978	10352	9216	6789	13997	10882	11133	
% Of Voters		100		53.25	39.50	4.09	54.12	43.37			60.08	32.51	35.49	57.56	49.01	39.15	45.14	40.19	29.60	61.03	47.45	48.55	

District 17A  
County  
Kanabec

	VOTER REGISTRATION			U.S. SENATOR			U.S. REP. DISTRICT 7			STATE REP.		GOVERNOR & LT. GOV.		SECRETARY OF STATE		STATE AUDITOR		STATE TREASURER		ATTORNEY GENERAL		CONST. AMEND. 1		
	Persons registered as of 7:00 a.m. election day	Persons registered on election day	Total number of persons voting	IR ROD GRAMS	DFL ANN WYNIA	IP DEAN M. BARKLEY	IR BERNIE OMANN	DFL COLLIN C. PETERSON	IR PHIL HERWIG	DFL JAMES L. OBERSTAR	IR LEROY KOPPENDRÄVER	DFL PAT NELSON	IR ARNE H. CARLSON AND JOANNE E. BERSON	DFL JOHN MARTY AND NANCY LARSON	IR DICK KIMBLER	DFL JOAN ANDERSON GROWE	IR JUDI DUTCHER	DFL DONALD M. MOE	IR JAMES C. (JIM) OLSON	DFL MICHAEL A. McGRATH	IR SHARON ANDERSON	DFL HUBERT H. HUMPHREY III	YES	NO
ANN LAKE TWP.	175	18	126	63	51	8	.	.	43	83	69	55	72	50	33	85	51	66	46	69	27	95	74	52
ARTHUR TWP.	905	52	617	361	209	28	.	.	361	345	414	194	389	196	252	336	309	258	305	252	209	354	297	314
COMFORT TWP.	421	34	287	179	80	19	.	.	129	155	202	85	183	81	128	146	146	120	148	112	100	157	130	154
FORD TWP.	68	4	42	28	10	4	.	.	23	18	35	3	29	10	19	22	25	12	27	13	16	23	20	22
HAY BROOK TWP.	127	8	95	53	36	3	.	.	51	42	62	33	52	39	42	49	47	45	40	43	34	53	52	43
HILLMAN TWP.	193	16	144	92	44	2	.	.	58	82	98	39	84	46	58	71	60	69	72	58	52	75	60	81
KANABEC TWP.	331	27	211	121	66	17	.	.	82	123	135	72	119	76	73	121	86	98	97	89	71	119	97	114
KNIFE LAKE TWP.	485	33	338	170	144	13	.	.	134	200	201	135	195	123	120	204	152	174	140	164	96	221	165	169

438  
(17A)

KROSCHEL TWP.	135	8	85	47	34	3	-	-	32	53	41	42	53	28	25	55	35	42	34	44	25	55	39	44
MORA P-1	1235	95	836	446	321	42	-	-	335	488	552	269	528	267	319	477	414	359	404	362	247	518	357	473
MORA P-2	451	50	303	164	110	16	-	-	123	176	190	107	189	94	121	165	155	119	148	125	111	165	144	155
OGLIVIE	222	11	119	60	47	6	-	-	51	65	65	51	58	52	38	71	42	65	46	61	37	72	59	60
PEACE TWP.	352	26	246	142	80	23	-	-	93	150	155	85	117	106	100	130	106	106	108	99	71	143	127	116
POMROY TWP.	198	13	129	89	32	4	-	-	49	79	86	40	69	45	59	63	65	51	66	48	44	73	55	72
QUAMBA	56	6	42	22	18	1	-	-	18	23	20	21	19	18	17	21	19	19	19	17	16	24	21	21
WHITED TWP.	372	17	241	129	95	9	-	-	91	147	145	87	150	75	82	148	108	113	107	110	78	141	129	111
<b>County Totals:</b>	<b>5726</b>	<b>418</b>	<b>3861</b>	<b>2166</b>	<b>1377</b>	<b>198</b>	<b>-</b>	<b>-</b>	<b>1575</b>	<b>2229</b>	<b>2470</b>	<b>1322</b>	<b>2306</b>	<b>1306</b>	<b>1486</b>	<b>2164</b>	<b>1820</b>	<b>1716</b>	<b>1807</b>	<b>1666</b>	<b>1234</b>	<b>2288</b>	<b>1826</b>	<b>2001</b>

## Mille Lacs

BOCK	52	9	41	17	21	2	-	-	13	25	21	19	18	18	11	25	12	21	12	21	5	27	24	16
BOGUS BROOK TWP.	518	26	368	230	104	21	-	-	158	190	301	55	220	110	138	207	175	144	174	131	103	219	148	204
BORGHOLM TWP.	580	38	412	221	155	24	-	-	169	234	304	105	243	143	125	264	185	196	165	198	106	276	210	189
BRADBURY TWP.	107	6	77	43	30	1	-	-	20	55	50	24	41	30	25	44	29	38	27	38	22	46	56	19
DAILEY TWP.	125	6	72	34	28	4	-	-	27	42	45	24	41	26	25	41	30	36	29	32	20	44	33	35
EAST SIDE TWP.	494	17	306	124	162	8	-	-	93	203	164	133	142	149	76	210	108	170	89	169	78	201	192	100
FORESTON	174	18	123	75	32	13	-	-	63	58	90	31	72	37	47	64	58	45	64	41	41	65	63	59
GREENBUSH TWP.	605	36	402	241	137	19	-	-	186	205	305	94	263	114	160	219	186	163	190	160	118	244	195	196
HAYLAND TWP.	179	15	119	56	58	3	-	-	33	85	85	32	60	53	26	88	38	73	35	69	23	89	64	53
ISLE	411	34	272	126	127	12	-	-	110	157	166	102	155	107	89	174	119	129	112	131	84	168	149	117
ISLE HARBOR TWP.	303	22	216	122	81	5	-	-	97	113	152	58	113	91	78	125	97	94	89	94	65	130	116	90
KATHIO TWP.	565	59	409	165	217	14	-	-	110	280	196	198	211	172	103	278	118	235	140	225	84	287	223	164
LEWIS TWP.	35	6	28	17	5	1	-	-	13	14	17	8	17	6	10	11	9	8	14	10	9	11	17	8
MILACA	1447	113	1075	547	454	45	-	-	461	590	759	309	641	363	406	606	502	477	491	461	294	709	473	546
MILACA TWP.	613	43	460	260	157	28	-	-	199	247	352	97	291	139	176	255	214	203	203	189	128	282	236	211
MILO TWP.	577	25	434	288	113	19	-	-	207	216	360	69	259	113	189	210	252	130	210	139	146	212	176	248
MJDGETT TWP.	55	3	38	24	12	2	-	-	15	21	33	5	20	14	9	25	14	18	13	19	13	22	23	15
ONAMIA	400	34	274	126	121	11	-	-	100	164	165	100	133	113	90	160	104	131	104	119	54	192	139	124
ONAMIA TWP.	300	9	204	106	83	8	-	-	64	135	130	72	110	79	59	132	74	100	85	83	52	130	119	82
PAGE TWP.	241	20	161	81	60	14	-	-	60	98	118	40	85	61	47	97	55	90	51	83	37	105	88	66
PEASE	107	8	77	63	13	0	-	-	59	15	72	4	53	14	49	26	59	16	52	15	39	28	22	51
PRINCETON	2021	121	1263	620	530	63	-	-	537	684	897	356	781	395	413	761	584	530	539	545	330	818	590	634
PRINCETON TWP.	1013	66	664	389	229	32	-	-	314	332	516	142	415	204	252	374	341	259	350	234	224	364	314	336
SOUTH HARBOR TWP.	513	28	361	186	157	14	-	-	159	194	250	106	205	138	155	195	169	157	172	148	121	204	235	121
WAHKON	178	23	155	77	59	8	-	-	67	79	97	55	79	55	46	89	58	64	65	61	52	83	107	42
<b>County Totals:</b>	<b>11613</b>	<b>785</b>	<b>8011</b>	<b>4238</b>	<b>3145</b>	<b>371</b>	<b>-</b>	<b>-</b>	<b>3334</b>	<b>4436</b>	<b>5645</b>	<b>2238</b>	<b>4668</b>	<b>2744</b>	<b>2804</b>	<b>4680</b>	<b>3590</b>	<b>3527</b>	<b>3475</b>	<b>3415</b>	<b>2248</b>	<b>4956</b>	<b>4012</b>	<b>3735</b>

## Morrison

BUCKMAN	105	3	84	59	17	3	-	-	55	26	51	30	41	35	27	48	36	31	35	35	18	54	59	23
BUCKMAN TOWNSHIP	332	8	201	143	42	11	-	-	67	130	125	68	110	75	82	109	89	96	94	86	65	121	113	86
GENOLA	34	0	16	11	3	1	-	-	9	7	12	3	11	4	7	7	6	7	9	5	6	9	9	7
GRANITE TOWNSHIP	205	4	121	102	16	2	-	-	57	56	99	20	58	43	51	52	63	38	61	32	46	56	58	60
HARDING	66	0	35	23	10	0	-	-	7	24	22	10	14	17	17	13	7	17	9	16	3	27	16	19
HILLMAN	25	2	18	10	5	0	-	-	6	10	9	8	5	9	7	9	9	5	7	9	6	11	15	2
HILLMAN TOWNSHIP	75	5	51	31	13	4	-	-	24	24	35	13	30	19	19	29	22	23	23	21	19	27	28	23
LAKIN TOWNSHIP	219	6	127	64	56	4	-	-	40	87	58	66	58	56	35	83	40	76	46	71	36	84	80	47
LASTRUP	71	2	51	30	16	4	-	-	22	27	25	22	26	22	10	36	16	26	12	27	9	37	21	29
LEIGH TOWNSHIP	93	2	33	18	13	0	-	-	8	24	18	13	18	12	7	24	10	19	9	20	7	25	20	13
MORRILL TOWNSHIP	302	13	148	92	47	2	-	-	41	102	74	72	61	81	45	99	57	79	64	75	45	98	94	54
MOUNT MORRIS TOWNSHIP	58	4	35	16	16	3	-	-	9	26	15	19	17	18	10	23	14	19	12	21	10	25	17	18
PIERZ TOWNSHIP	273	15	161	98	39	19	-	-	63	93	95	63	82	69	53	95	68	76	62	76	56	95	83	77
PULASKI TOWNSHIP	160	12	91	55	31	3	-	-	27	61	56	34	46	35	30	55	26	49	35	43	26	54	46	43

RICHARDSON TOWNSHIP	292	14	164	87	69	5	-	-	70	93	106	53	88	61	57	99	82	70	71	74	54	94	97	65
<b>County Totals:</b>	<b>2310</b>	<b>90</b>	<b>1336</b>	<b>839</b>	<b>393</b>	<b>61</b>	<b>-</b>	<b>-</b>	<b>505</b>	<b>790</b>	<b>800</b>	<b>494</b>	<b>665</b>	<b>556</b>	<b>457</b>	<b>781</b>	<b>545</b>	<b>631</b>	<b>549</b>	<b>611</b>	<b>406</b>	<b>817</b>	<b>756</b>	<b>566</b>
<b>District 17A Total</b>	<b>19649</b>	<b>1293</b>	<b>13208</b>	<b>7243</b>	<b>4915</b>	<b>630</b>	<b>-</b>	<b>-</b>	<b>5414</b>	<b>7455</b>	<b>8915</b>	<b>4054</b>	<b>7639</b>	<b>4606</b>	<b>4747</b>	<b>7625</b>	<b>5955</b>	<b>5874</b>	<b>5831</b>	<b>5692</b>	<b>3888</b>	<b>8061</b>	<b>6594</b>	<b>6302</b>
<b>% Of Voters</b>			100	54.84	37.21	4.77	-	-	40.99	56.44	67.50	30.69	57.84	34.87	35.94	57.73	45.09	44.47	44.15	43.10	29.44	61.03	49.92	47.71

	VOTER REGISTRATION	U.S. SENATOR		U.S. REP. DISTRICT 7		U.S. REP. DISTRICT 8		STATE REP.	GOVERNOR & LT. GOV.	SECRETARY OF STATE	STATE AUDITOR	STATE TREASURER	ATTORNEY GENERAL	CONST. AMEND. 1
	Persons registered as of 7:00 a.m. election day	Persons registered on election day	Total number of persons voting	IR	DFL	IP	IR	DFL	IR	DFL	IR	DFL	IR	DFL
<b>District 17B</b>														
<b>County Benton</b>														
ALBERTA TWP.	403	23	284	186	73	18	-	-	84	183	126	151	127	122
FOLEY	1056	60	711	390	268	26	-	-	249	400	328	361	407	246
GILMAN	139	2	100	54	27	8	-	-	49	48	44	53	45	42
GILMANTON TWP.	417	13	283	182	78	13	-	-	122	146	149	127	148	98
GLENDORADO TWP.	409	20	305	190	86	14	-	-	133	157	164	128	181	98
GRAHAM TWP.	272	16	215	151	47	9	-	-	157	55	114	101	116	79
GRANITE LEDGE TWP.	343	24	246	164	74	5	-	-	98	138	118	109	129	93
LANGOLA TWP.	478	12	323	201	101	12	188	132	-	-	135	180	182	109
MAYHEW LAKE TWP.	407	23	282	188	73	14	180	94	-	-	135	142	172	92
MAYWOOD TWP.	423	22	296	175	102	11	-	-	110	177	134	158	146	117
MINDEN TWP.	1039	58	713	461	195	41	408	285	-	-	380	311	480	184
RONNEBY	32	4	28	16	8	1	-	-	9	18	10	18	16	10
ST. CLOUD W-2 P-8	266	26	120	49	65	5	49	69	-	-	54	65	72	45
ST. GEORGE TWP.	523	25	372	244	95	19	-	-	168	183	189	176	214	125
SAUK RAPIDS TWP P-1	447	15	292	181	97	8	168	119	-	-	157	126	188	82
WATAB TWP.	1389	70	865	442	352	49	462	396	-	-	378	473	490	332
<b>County Totals:</b>	<b>8043</b>	<b>413</b>	<b>5435</b>	<b>3274</b>	<b>1741</b>	<b>253</b>	<b>1612</b>	<b>1150</b>	<b>1022</b>	<b>1450</b>	<b>2615</b>	<b>2679</b>	<b>3113</b>	<b>1874</b>

	Persons registered as of 7:00 a.m. election day	Persons registered on election day	Total number of persons voting	IR	DFL	IP	IR	DFL	IR	DFL	IR	DFL	IR	DFL
<b>Sherburne</b>														
BALDWIN TWP.	1712	137	1126	624	384	93	-	-	527	575	490	619	729	316
BLUE HILL TWP.	380	16	243	130	88	20	-	-	103	135	106	133	149	83
HAVEN TWP.	1167	74	914	520	342	35	479	418	-	-	448	448	578	283
LIVONIA TWP.	1463	126	1036	571	355	89	-	-	462	545	484	516	675	287
ORROCK TWP.	1029	64	637	366	192	68	-	-	296	331	295	330	414	169
PALMER TWP P-1	742	43	527	269	214	31	-	-	202	309	225	295	306	186
PALMER TWP P-2	405	13	292	179	74	29	157	128	-	-	172	115	183	85
PRINCETON P-2	4	0	2	1	1	0	-	-	0	2	0	2	1	1
ST. CLOUD W-2 P-5	768	74	586	290	262	19	294	280	-	-	258	311	333	213
ST. CLOUD W-2 P-6	833	74	555	271	247	24	269	273	-	-	266	271	325	193
ST. CLOUD W-2 P-7	1083	101	524	266	216	14	288	210	-	-	227	254	286	195
SANTIAGO TWP.	479	32	350	197	118	23	-	-	144	189	198	143	210	105
ZIMMERMAN CITY	838	108	555	314	184	37	-	-	243	295	228	309	346	157
<b>County Totals:</b>	<b>10903</b>	<b>862</b>	<b>7347</b>	<b>3998</b>	<b>2677</b>	<b>482</b>	<b>1487</b>	<b>1309</b>	<b>1977</b>	<b>2381</b>	<b>3397</b>	<b>3746</b>	<b>4535</b>	<b>2273</b>
<b>District 17B Total</b>	<b>18946</b>	<b>1275</b>	<b>12782</b>	<b>7272</b>	<b>4418</b>	<b>735</b>	<b>3099</b>	<b>2459</b>	<b>2999</b>	<b>3831</b>	<b>6012</b>	<b>6425</b>	<b>7648</b>	<b>4147</b>
<b>% Of Voters</b>			100	56.89	34.56	5.75	24.25	19.24	23.46	29.97	47.03	50.27	59.83	32.44
<b>District 17 Total</b>	<b>38595</b>	<b>2568</b>	<b>25990</b>	<b>14515</b>	<b>9333</b>	<b>1365</b>	<b>3099</b>	<b>2459</b>	<b>8413</b>	<b>11286</b>	-	-	<b>15287</b>	<b>8753</b>
<b>% Of Voters</b>			100	55.85	35.90	5.25	11.92	9.46	32.37	43.42	-	-	<b>58.82</b>	<b>33.68</b>

(17B)  
439

District 18A County Chisago LENT TWP. STACY	VOTER REGISTRATION			U.S. SENATOR			U.S. REP. DISTRICT 8		STATE REP.		GOVERNOR & LT. GOV.		SECRETARY OF STATE		STATE AUDITOR		STATE TREASURER		ATTORNEY GENERAL		CONST. AMEND. 1	
	Persons registered as of 7:00 a.m. election day	Persons registered on election day	Total number of persons voting	IR ROD GRAMS	DFL ANN WYNIA	IP DEAN M. BARKLEY	IR PHIL HERWIG	DFL JAMES L. OBERSTAR	IR JIM ROSTBERG	DFL HAROLD LASLEY	IR ARNE H. CARLSON AND JOANNE E. BENSON	DFL JOHN WARTY AND NAVY LARSON	IR DICK KIMBLER	DFL JOAN ANDERSON GROWE	IR JUDI DUTCHER	DFL DONALD M. MOE	IR JAMES C. (JIM) OLSON	DFL MICHAEL A. McGRATH	IR SHARON ANDERSON	DFL HUBERT H. HUMPHREY III	YES	NO
<b>County Totals:</b>	<b>1734</b>	<b>103</b>	<b>1010</b>	<b>534</b>	<b>350</b>	<b>90</b>	<b>407</b>	<b>584</b>	<b>487</b>	<b>475</b>	<b>617</b>	<b>305</b>	<b>406</b>	<b>541</b>	<b>509</b>	<b>401</b>	<b>460</b>	<b>422</b>	<b>329</b>	<b>578</b>	<b>543</b>	<b>437</b>
<b>Isanti</b>																						
ATHENS TWP	1122	64	735	372	267	63	289	425	430	296	433	251	259	424	318	325	301	334	202	449	427	296
BRADFORD TWP	1423	146	1025	512	398	82	403	595	521	484	588	356	360	591	470	451	418	480	300	611	522	473
CITY OF BRAHAM	627	42	418	217	167	18	168	243	188	223	258	132	141	256	208	181	195	173	110	273	230	179
CAMBRIDGE P-1	2985	208	2123	1112	843	123	874	1203	1115	970	1237	750	799	1226	1041	908	978	930	683	1272	885	1138
CAMBRIDGE P-2	26	2	23	11	11	0	10	12	10	11	15	7	7	15	11	11	12	8	5	16	5	14
CAMBRIDGE P-3	0	0	0	0	0	0	0	0	0	0	0	0	0	0	0	0	0	0	0	0	0	0
CAMBRIDGE TWP	1305	60	906	454	385	53	327	563	476	420	497	359	299	566	407	426	374	454	271	583	429	461
DALBO TWP	337	17	214	130	61	16	87	121	104	104	143	61	78	126	102	91	100	97	69	130	93	114
CITY OF ISANTI	882	56	494	249	208	27	180	301	235	248	258	205	161	307	218	233	199	238	151	304	240	241
ISANTI TWP	1116	66	810	440	290	59	360	433	458	340	474	249	299	459	418	320	375	318	251	464	351	445
MAPLE RIDGE TWP	398	25	278	126	121	13	91	171	138	127	140	119	87	169	110	130	101	139	76	165	126	146
NORTH BRANCH TWP	903	47	637	312	264	41	239	386	296	328	362	230	228	372	294	279	262	305	175	399	347	278
OXFORD TWP	374	19	225	118	85	13	83	137	111	108	139	70	79	123	95	103	88	104	51	144	118	99
SPENCER BROOK TWP	694	44	491	266	185	29	214	264	261	215	282	173	181	282	219	223	214	216	163	263	267	217
SPRINGVALE TWP	708	30	502	259	201	34	172	322	248	243	276	193	166	298	223	241	207	241	135	320	233	252
STANCHFIELD TWP	656	34	457	246	165	34	159	286	234	212	262	160	159	266	197	211	193	211	132	273	269	175
STANFORD TWP	1001	70	703	467	187	38	341	345	424	253	469	170	333	325	386	241	384	221	249	360	358	324
WYANETT TWP	914	58	637	331	249	39	269	349	296	321	406	195	241	356	311	260	279	267	188	378	344	281
<b>County Totals:</b>	<b>15471</b>	<b>988</b>	<b>10678</b>	<b>5622</b>	<b>4087</b>	<b>682</b>	<b>4266</b>	<b>6156</b>	<b>5545</b>	<b>4903</b>	<b>6239</b>	<b>3680</b>	<b>3877</b>	<b>6161</b>	<b>5028</b>	<b>4634</b>	<b>4680</b>	<b>4736</b>	<b>3211</b>	<b>6404</b>	<b>5244</b>	<b>5133</b>
<b>Kanabec</b>																						
BRAHAM	1	0	0	0	0	0	0	0	0	0	0	0	0	0	0	0	0	0	0	0	0	0
BRUNSWICK TWP.	630	34	427	216	169	24	149	271	180	230	243	166	146	247	182	208	178	205	140	260	197	226
GRASS LAKE TWP.	506	30	315	164	115	24	116	193	152	158	188	107	113	178	145	141	137	141	90	189	182	129
GRASSTON	63	8	46	25	19	1	19	27	28	17	32	11	16	26	23	19	23	18	17	28	21	25
SOUTH FORK TWP.	350	10	213	110	84	14	63	143	80	115	111	85	58	135	75	118	80	110	61	137	91	108
<b>County Totals:</b>	<b>1550</b>	<b>82</b>	<b>1001</b>	<b>515</b>	<b>387</b>	<b>63</b>	<b>347</b>	<b>634</b>	<b>440</b>	<b>520</b>	<b>574</b>	<b>369</b>	<b>333</b>	<b>586</b>	<b>425</b>	<b>486</b>	<b>418</b>	<b>474</b>	<b>308</b>	<b>614</b>	<b>499</b>	<b>488</b>
<b>Pine</b>																						
ROYALTON TWP.	476	20	312	147	136	23	109	197	131	171	139	145	100	188	120	153	102	161	69	192	176	130
<b>County Totals:</b>	<b>476</b>	<b>20</b>	<b>312</b>	<b>147</b>	<b>136</b>	<b>23</b>	<b>109</b>	<b>197</b>	<b>131</b>	<b>171</b>	<b>139</b>	<b>145</b>	<b>100</b>	<b>188</b>	<b>120</b>	<b>153</b>	<b>102</b>	<b>161</b>	<b>69</b>	<b>192</b>	<b>176</b>	<b>130</b>
<b>District 18A Total</b>	<b>19231</b>	<b>1193</b>	<b>13001</b>	<b>6818</b>	<b>4960</b>	<b>858</b>	<b>5129</b>	<b>7571</b>	<b>6603</b>	<b>6069</b>	<b>7569</b>	<b>4499</b>	<b>4716</b>	<b>7476</b>	<b>6082</b>	<b>5674</b>	<b>5660</b>	<b>5793</b>	<b>3971</b>	<b>7788</b>	<b>6462</b>	<b>6188</b>
<b>% Of Voters</b>			<b>100</b>	<b>52.44</b>	<b>38.15</b>	<b>6.60</b>	<b>39.45</b>	<b>58.23</b>	<b>50.79</b>	<b>46.68</b>	<b>58.22</b>	<b>34.61</b>	<b>36.27</b>	<b>57.50</b>	<b>46.78</b>	<b>43.64</b>	<b>43.54</b>	<b>44.56</b>	<b>30.54</b>	<b>59.90</b>	<b>49.70</b>	<b>47.60</b>

	VOTER REGISTRATION			U.S. SENATOR			U.S. REP. DISTRICT 8		STATE REP.		GOVERNOR & LT. GOV.		SECRETARY OF STATE		STATE AUDITOR		STATE TREASURER		ATTORNEY GENERAL		CONST. AMEND. 1	
	Persons registered as of 7:00 a.m. election day	Persons registered on election day	Total number of persons voting	IR ROD GRAMS	DFL ANN WYNJA	IP DEAN M. BARKLEY	IR PHIL HERWIG	DFL JAMES L. OBERSTAR	IR TIM MARING	DFL LOREN GEORGE JENNINGS	IR ARNE H. CARLSON AND JOANNE E. BENSON	DFL JOHN MARTY AND NANCY LARSON	IR DICK KIMBLER	DFL JOAN ANDERSON GROWE	IR JUDI DUTCHER	DFL DONALD M. MOE	IR JAMES C. (JIM) OLSON	DFL MICHAEL A. McGRATH	IR SHARON ANDERSON	DFL DUBERT H. HUMPHREY III	YES	NO
<b>District 18B</b>																						
County																						
Chisago																						
AMADOR TWP.	390	30	260	135	114	24	106	171	134	140	175	82	96	168	127	125	108	130	73	164	125	150
BRANCH	1539	76	1066	533	407	81	366	684	456	590	692	305	358	645	510	446	479	455	288	674	531	524
CENTER CITY	314	22	224	91	111	18	77	144	87	130	132	81	73	143	97	109	86	108	54	145	102	116
CHISAGO CITY	1307	150	931	438	383	92	318	582	386	518	585	298	316	545	408	401	406	396	230	592	437	434
CHISAGO LAKE TWP.(N)	1175	81	820	418	313	70	346	464	392	406	525	237	313	471	404	341	391	350	246	496	378	425
CHISAGO LAKE TWP.(S)	948	136	730	341	294	76	292	428	343	373	469	222	266	426	353	314	328	304	200	445	405	294
FISH LAKE TWP.	811	33	550	253	235	48	219	324	243	299	301	210	200	327	259	257	222	273	142	295	279	264
FRANCONIA TWP.	663	40	474	226	199	43	173	294	201	255	297	162	175	276	212	218	206	219	147	275	266	205
HARRIS	563	52	363	206	128	33	134	245	141	236	243	111	130	226	177	168	181	158	96	241	203	179
LINDSTROM	1811	141	1199	577	498	99	446	722	538	630	755	366	424	705	534	544	527	536	306	776	553	565
NESSLE TWP.	939	50	617	300	266	14	213	396	221	389	346	235	205	387	266	295	239	317	153	398	356	249
NORTH BRANCH	1287	126	905	419	390	60	295	586	373	507	522	325	278	558	384	407	375	412	228	579	435	464
RUSH CITY	882	50	573	254	265	32	174	393	161	408	324	210	164	369	237	281	229	279	129	398	310	258
RUSHSEBA TWP.	423	22	294	141	126	19	113	176	90	202	176	96	114	164	144	135	127	136	99	176	119	171
SHAFER	146	38	114	47	46	15	30	83	36	74	68	38	30	68	34	58	36	57	27	74	73	41
SHAFER TWP.	497	43	342	155	140	33	125	209	139	194	224	101	126	201	142	171	141	154	91	205	177	158
SUNRISE TWP.	670	37	486	251	196	33	188	291	238	239	306	150	183	277	233	210	214	217	147	293	258	226
TAYLORS FALLS	526	36	378	178	166	23	147	221	172	191	236	118	143	216	176	173	164	165	131	210	169	209
WYOMING	1557	109	1006	520	377	79	433	558	516	455	661	276	429	521	538	386	491	417	318	604	496	498
WYOMING TWP.	2401	174	1555	804	564	148	673	856	758	762	1035	423	598	861	796	632	737	624	514	893	787	754
<b>County Totals:</b>	<b>18849</b>	<b>1446</b>	<b>12927</b>	<b>6287</b>	<b>5218</b>	<b>1040</b>	<b>4868</b>	<b>7827</b>	<b>5625</b>	<b>6998</b>	<b>8072</b>	<b>4046</b>	<b>4621</b>	<b>7554</b>	<b>6031</b>	<b>5671</b>	<b>5687</b>	<b>5707</b>	<b>3619</b>	<b>7933</b>	<b>6459</b>	<b>6184</b>
<b>Pine</b>																						
PINE CITY EAST	733	26	525	257	220	28	157	361	189	322	303	193	161	337	220	255	209	257	137	352	271	243
PINE CITY WEST	807	60	611	294	265	28	209	393	217	381	335	234	202	379	271	291	244	292	166	392	294	308
PINE CITY TWP.	626	43	481	258	189	23	144	332	179	289	271	192	153	307	208	240	193	252	130	323	243	233
ROCK CREEK	537	40	361	172	154	17	128	227	128	229	223	116	117	220	148	177	124	180	0	232	187	173
<b>County Totals:</b>	<b>2703</b>	<b>169</b>	<b>1978</b>	<b>981</b>	<b>828</b>	<b>96</b>	<b>638</b>	<b>1313</b>	<b>713</b>	<b>1221</b>	<b>1132</b>	<b>735</b>	<b>633</b>	<b>1243</b>	<b>847</b>	<b>963</b>	<b>770</b>	<b>981</b>	<b>433</b>	<b>1299</b>	<b>995</b>	<b>957</b>
<b>District 18B Total</b>	<b>21552</b>	<b>1615</b>	<b>14905</b>	<b>7268</b>	<b>6046</b>	<b>1136</b>	<b>5506</b>	<b>9140</b>	<b>6338</b>	<b>8219</b>	<b>9204</b>	<b>4781</b>	<b>5254</b>	<b>8797</b>	<b>6878</b>	<b>6634</b>	<b>6457</b>	<b>6688</b>	<b>4052</b>	<b>9232</b>	<b>7454</b>	<b>7141</b>
<b>% Of Voters</b>			<b>100</b>	<b>48.76</b>	<b>40.56</b>	<b>7.62</b>	<b>36.94</b>	<b>61.32</b>	<b>42.52</b>	<b>55.14</b>	<b>61.75</b>	<b>32.08</b>	<b>35.25</b>	<b>59.02</b>	<b>46.15</b>	<b>44.51</b>	<b>43.32</b>	<b>44.87</b>	<b>27.19</b>	<b>61.94</b>	<b>50.01</b>	<b>47.91</b>
<b>District 18 Total</b>	<b>40783</b>	<b>2808</b>	<b>27906</b>	<b>14086</b>	<b>11006</b>	<b>1994</b>	<b>10635</b>	<b>16711</b>	-	-	<b>16773</b>	<b>9280</b>	<b>9970</b>	<b>16273</b>	<b>12960</b>	<b>12308</b>	<b>12117</b>	<b>12481</b>	<b>8023</b>	<b>17020</b>	<b>13916</b>	<b>13329</b>
<b>% Of Voters</b>			<b>100</b>	<b>50.48</b>	<b>39.44</b>	<b>7.15</b>	<b>38.11</b>	<b>59.88</b>	-	-	<b>60.11</b>	<b>33.25</b>	<b>35.73</b>	<b>58.31</b>	<b>46.44</b>	<b>44.11</b>	<b>43.42</b>	<b>44.73</b>	<b>28.75</b>	<b>60.99</b>	<b>49.87</b>	<b>47.76</b>

	VOTER REGISTRATION			U.S. SENATOR			U.S. REP. DISTRICT 2		U.S. REP. DISTRICT 8		STATE SENATOR	STATE REP.	GOVERNOR & LT. GOV.	SECRETARY OF STATE	STATE AUDITOR	STATE TREASURER	ATTORNEY GENERAL	CONST. AMEND. 1					
	Persons registered as of 7:00 a.m. election day	Persons registered on election day	Total number of persons voting	IR	DFL	IP	IR	DFL	IND	IR	DFL	IR	DFL	IR	DFL	IR	DFL	IR	DFL	IP	YES	NO	
<b>District 19A</b>				IR	DFL	IP	IR	DFL	IND	IR	DFL	IR	DFL	IR	DFL	IR	DFL	IR	DFL	IP			
<b>County Sherburne</b>				IR	DFL	IP	IR	DFL	IND	IR	DFL	IR	DFL	IR	DFL	IR	DFL	IR	DFL	IP			
BECKER CITY	694	117	533	263	213	41	.	.	.	205	313	252	266	325	202	331	175	188	312	237	239	224	238
BECKER TWP.	1421	89	952	592	286	56	.	.	.	455	480	526	404	661	279	611	269	415	496	502	342	476	323
BIG LAKE CITY	1864	190	1145	603	415	98	.	.	.	496	616	581	527	635	492	710	344	443	611	563	450	500	469
BIG LAKE TWP. P-1	1367	99	945	531	310	88	.	.	.	422	505	441	484	561	353	654	234	358	528	517	333	334	671
CLEAR LAKE	160	7	125	63	49	7	.	.	.	50	73	51	70	87	36	74	44	48	66	59	51	51	52
CLEAR LAKE TWP.	904	65	670	379	236	38	.	.	.	305	349	327	317	406	247	443	192	271	364	363	226	333	253
BIG LAKE TWP. P-2	1476	106	995	609	287	80	.	.	.	554	419	608	367	677	297	733	180	505	440	621	279	558	291
<b>County Totals:</b>	<b>7886</b>	<b>673</b>	<b>5365</b>	<b>3040</b>	<b>1796</b>	<b>408</b>	<b>.</b>	<b>.</b>	<b>.</b>	<b>2487</b>	<b>2755</b>	<b>2786</b>	<b>2432</b>	<b>3352</b>	<b>1906</b>	<b>3556</b>	<b>1438</b>	<b>2228</b>	<b>2817</b>	<b>2862</b>	<b>1920</b>	<b>2599</b>	<b>1968</b>
<b>Wright</b>																							
ANNANDALE	1198	101	742	266	236	223	252	424	47	.	.	392	330	410	309	449	261	250	445	348	334	319	339
CHATHAM TWP	558	42	430	256	128	36	193	207	19	.	.	242	174	264	153	285	111	179	218	238	157	221	161
CLEARWATER	312	50	249	108	99	30	78	133	29	.	.	106	130	122	116	132	91	79	140	99	120	96	122
CLEARWATER TWP	632	53	429	214	156	46	162	224	30	.	.	187	231	215	205	259	129	156	242	201	182	175	181
CORINNA TWP	1309	111	935	450	312	161	408	485	33	.	.	510	413	554	371	636	272	406	500	502	382	456	380
MAPLE LAKE	780	69	528	249	203	53	194	295	24	.	.	264	255	308	204	310	178	172	318	228	249	208	257
MAPLE LAKE TWP	1169	57	751	407	265	71	366	339	45	.	.	396	355	442	300	507	198	323	395	388	313	343	296
MONTICELLO	2852	262	1768	936	677	114	727	943	59	.	.	890	830	1055	684	1163	488	687	976	903	708	848	698
MONTICELLO TWP	2067	140	1338	721	482	103	575	696	61	.	.	658	663	794	531	862	392	538	731	679	547	606	538
SILVER CREEK TWP	1159	84	832	461	271	75	379	389	41	.	.	445	353	482	331	539	228	341	431	430	309	392	303
<b>County Totals:</b>	<b>12036</b>	<b>969</b>	<b>8002</b>	<b>4068</b>	<b>2829</b>	<b>912</b>	<b>3334</b>	<b>4125</b>	<b>388</b>	<b>.</b>	<b>.</b>	<b>4090</b>	<b>3734</b>	<b>4646</b>	<b>3204</b>	<b>5162</b>	<b>2348</b>	<b>3131</b>	<b>4396</b>	<b>4016</b>	<b>3301</b>	<b>3664</b>	<b>3275</b>
<b>District 19A Total</b>	<b>19922</b>	<b>1642</b>	<b>13367</b>	<b>7108</b>	<b>4625</b>	<b>1320</b>	<b>3334</b>	<b>4125</b>	<b>388</b>	<b>2487</b>	<b>2755</b>	<b>6876</b>	<b>6166</b>	<b>7998</b>	<b>5110</b>	<b>8718</b>	<b>3786</b>	<b>5359</b>	<b>7213</b>	<b>6878</b>	<b>5221</b>	<b>6263</b>	<b>5243</b>
<b>% Of Voters</b>		<b>100</b>		<b>53.18</b>	<b>34.60</b>	<b>9.88</b>	<b>24.94</b>	<b>30.86</b>	<b>2.90</b>	<b>18.61</b>	<b>20.61</b>	<b>51.44</b>	<b>46.13</b>	<b>59.83</b>	<b>38.23</b>	<b>65.22</b>	<b>28.32</b>	<b>40.09</b>	<b>53.96</b>	<b>51.46</b>	<b>39.06</b>	<b>46.85</b>	<b>39.22</b>

	VOTER REGISTRATION			U.S. SENATOR			U.S. REP. DISTRICT 2		U.S. REP. DISTRICT 8		STATE SENATOR	STATE REP.	GOVERNOR & LT. GOV.	SECRETARY OF STATE	STATE AUDITOR	STATE TREASURER	ATTORNEY GENERAL	CONST. AMEND. 1					
	Persons registered as of 7:00 a.m. election day	Persons registered on election day	Total number of persons voting	IR	DFL	IP	IR	DFL	IND	IR	DFL	IR	DFL	IR	DFL	IR	DFL	IR	DFL	IP	YES	NO	
<b>District 19B</b>				IR	DFL	IP	IR	DFL	IND	IR	DFL	IR	DFL	IR	DFL	IR	DFL	IR	DFL	IP			
<b>County Sherburne</b>				IR	DFL	IP	IR	DFL	IND	IR	DFL	IR	DFL	IR	DFL	IR	DFL	IR	DFL	IP			
ELK RIVER W-1	1687	132	1203	669	399	97	.	.	.	491	675	596	567	577	597	803	314	455	666	627	451	567	464
ELK RIVER W-2	1996	147	1360	807	437	87	.	.	.	645	684	696	633	708	633	955	330	582	706	784	465	696	499
ELK RIVER W-3	1634	122	1039	551	409	63	.	.	.	420	598	481	520	471	542	687	290	377	593	526	390	451	425

ELK RIVER W-4	1687	126	1067	577	402	61	-	-	-	421	601	436	595	477	571	636	357	406	591	506	449	455	464	325	619	488	503
<b>County Totals:</b>	<b>7004</b>	<b>527</b>	<b>4669</b>	<b>2604</b>	<b>1647</b>	<b>308</b>	<b>-</b>	<b>-</b>	<b>-</b>	<b>1977</b>	<b>2558</b>	<b>2209</b>	<b>2315</b>	<b>2233</b>	<b>2343</b>	<b>3081</b>	<b>1291</b>	<b>1820</b>	<b>2556</b>	<b>2443</b>	<b>1755</b>	<b>2169</b>	<b>1852</b>	<b>1486</b>	<b>2671</b>	<b>2196</b>	<b>2254</b>

<b>Wright</b>																												
ALBERTVILLE	911	138	641	350	198	75	268	313	41	-	-	228	400	284	337	408	175	233	361	333	243	285	271	195	374	343	295	
BUFFALO P-1	1755	49	1087	569	390	95	469	546	37	-	-	607	444	622	428	717	322	413	615	576	393	509	412	370	612	563	470	
BUFFALO P-2	1379	45	903	493	314	70	397	446	31	-	-	512	362	525	354	578	275	341	502	472	324	437	326	290	517	383	453	
BUFFALO P-3	1093	45	751	403	280	54	313	394	24	-	-	427	301	446	278	489	221	278	430	376	301	342	298	228	448	322	358	
BUFFALO TWP	1059	71	759	471	214	41	388	319	37	-	-	430	313	511	229	514	191	330	391	447	252	413	249	317	353	379	375	
FRANKFORT TWP	1910	147	1376	864	366	113	699	566	65	-	-	582	765	770	567	944	337	599	686	790	433	694	483	509	723	790	561	
OTSEGO	2656	271	1943	1091	656	167	846	918	108	-	-	791	1124	885	1020	1241	587	761	1042	944	752	842	805	626	1083	926	851	
ST. MICHAEL	1544	147	1056	613	349	74	496	480	52	-	-	434	605	535	493	657	310	462	533	564	384	510	402	378	572	592	446	
<b>County Totals:</b>	<b>12307</b>	<b>913</b>	<b>8516</b>	<b>4854</b>	<b>2767</b>	<b>689</b>	<b>3876</b>	<b>3982</b>	<b>395</b>	<b>-</b>	<b>-</b>	<b>4011</b>	<b>4314</b>	<b>4578</b>	<b>3706</b>	<b>5548</b>	<b>2418</b>	<b>3417</b>	<b>4560</b>	<b>4502</b>	<b>3082</b>	<b>4032</b>	<b>3246</b>	<b>2913</b>	<b>4682</b>	<b>4298</b>	<b>3809</b>	
District 19B Total	19311	1440	13185	7458	4414	997	3876	3982	395	1977	2558	6220	6629	6811	6049	8629	3709	5237	7116	6945	4837	6201	5098	4399	7353	6496	6063	
% Of Voters			100	56.56	33.48	7.56	29.40	30.20	3.00	14.99	19.40	47.17	50.28	51.66	45.88	65.45	28.13	39.72	53.97	52.67	36.69	47.03	38.67	33.36	55.77	49.27	45.98	
District 19 Total	39233	3082	26552	14566	9039	2317	7210	8107	783	4464	5313	13096	12795	-	-	17347	7495	10596	14329	13823	10058	12464	10341	8702	14937	13357	12105	
% Of Voters			100	54.86	34.04	8.73	27.15	30.53	2.95	16.81	20.01	49.32	48.19	-	-	65.33	28.23	39.91	53.97	52.06	37.88	46.94	38.95	32.72	56.26	50.31	45.59	

	VOTER REGISTRATION			U.S. SENATOR			U.S. REP. DISTRICT 2			STATE REP.	GOVERNOR & LT. GOV.	SECRETARY OF STATE	STATE AUDITOR	STATE TREASURER	ATTORNEY GENERAL	CONST. AMEND. 1											
	Persons registered as of 7:00 a.m. election day	Persons registered on election day	Total number of persons voting	IR ROD GRAMS	DFL ANN WYNIA	IP DEAN M. BARKLEY	IR GARY B. REVIER	DFL DAVID MINGE	IND STAN BENTZ	IR ROBERT "BOB" NESS	IR ARNE H. CARLSON AND JOANNE E. BENSON	DFL JOHN MARTY AND NANCY LARSON	IR DICK KIMBLER	DFL JOAN ANDERSON GROVE	IR JUDI DUTCHER	DFL DONALD M. MOE	IR JAMES C. (JIM) OLSON	DFL MICHAEL A. McGRATH	IR SHARON ANDERSON	DFL HUBERT H. HUMPHREY III	YES	NO					
<b>District 20A County McLeod</b>																											
ACOMA TWP.	592	39	396	264	103	19	226	159	8	351	-	296	74	191	196	241	134	224	127	156	208	223	168	42	21		
BISCAY	75	5	65	37	19	7	27	36	1	58	-	42	17	14	43	28	29	27	23	14	43	42	21	22	21		
HASSAN VALLEY TWP.	494	27	332	223	91	13	196	127	5	294	-	241	70	155	161	192	106	164	113	107	193	167	152	167	152		
HUTCHINSON P-1	1969	219	1161	706	371	58	613	508	25	1026	-	777	291	503	596	642	405	557	402	379	631	556	554	546	546		
HUTCHINSON P-2	2124	190	1227	711	376	56	667	519	24	1082	-	861	280	571	613	757	379	659	395	434	656	632	544	632	544		
HUTCHINSON P-3	2052	199	1412	900	442	52	774	604	24	1277	-	946	353	661	694	840	474	765	458	516	745	710	648	710	648		
HUTCHINSON TWP.	612	41	353	228	100	18	189	142	14	300	-	246	85	162	174	197	126	179	125	128	196	176	167	176	167		
<b>County Totals:</b>	<b>7918</b>	<b>720</b>	<b>4946</b>	<b>3129</b>	<b>1502</b>	<b>223</b>	<b>2692</b>	<b>2095</b>	<b>101</b>	<b>4388</b>	<b>-</b>	<b>3409</b>	<b>1170</b>	<b>2257</b>	<b>2477</b>	<b>2897</b>	<b>1653</b>	<b>2575</b>	<b>1643</b>	<b>1734</b>	<b>2672</b>	<b>2506</b>	<b>2256</b>				

<b>Meeker</b>																												
COLLINWOOD TWP.	489	46	382	239	116	24	192	173	15	338	-	234	125	165	205	211	146	203	130	141	205	150	230					
DARWIN	169	9	116	53	57	4	48	60	5	82	-	62	49	39	67	44	58	44	50	33	75	66	45					
DARWIN TWP.	399	20	291	180	92	15	122	148	14	261	-	187	95	110	167	127	139	134	117	100	170	164	123					
DASSEL	656	59	509	293	175	27	235	249	16	455	-	304	178	215	274	275	180	255	164	162	293	181	313					
DASSEL TWP.	682	52	513	293	175	38	249	235	20	438	-	312	174	235	261	286	192	273	181	192	268	213	290					
EDEN VALLEY	271	22	205	121	70	6	82	106	10	166	-	108	78	64	125	71	99	83	90	50	138	111	79					
ELLSWORTH TWP.	465	39	328	215	100	9	183	132	9	298	-	229	77	154	164	192	115	179	112	118	172	174	150					
FOREST CITY TWP.	386	20	261	141	95	15	111	128	16	217	-	149	89	86	156	116	119	118	106	86	154	156	95					
FOREST PRAIRIE TWP.	450	18	269	166	83	17	110	140	14	220	-	155	98	110	143	120	121	125	113	72	174	151	107					
HARVEY TWP.	224	16	151	90	55	6	69	78	3	126	-	85	57	57	87	73	65	66	63	49	89	89	54					



KINGSTON	82	10	72	31	34	3	20	46	2	52	-	38	28	21	41	22	35	29	32	13	48	33	32
KINGSTON TWP.	653	37	468	255	168	33	201	240	20	376	-	269	165	184	255	207	208	202	201	145	260	212	245
LITCHFIELD W-1	734	52	511	280	197	21	210	290	6	445	-	345	134	183	301	272	208	240	203	135	331	268	222
LITCHFIELD W-2	697	88	489	257	194	24	173	288	17	413	-	300	166	166	295	221	219	208	210	121	321	246	221
LITCHFIELD W-3	617	48	440	248	158	19	186	231	10	384	-	309	114	150	267	228	171	216	169	124	283	227	190
LITCHFIELD W-4	794	54	534	311	191	17	235	276	14	477	-	350	157	203	303	287	202	254	212	153	339	290	231
LITCHFIELD W-5	651	68	417	221	166	20	174	220	10	358	-	267	132	142	252	201	180	182	185	106	276	226	178
LITCHFIELD TWP.	529	26	362	213	124	16	171	175	9	316	-	233	107	142	201	189	137	176	133	115	212	194	157
MANANNAH TWP.	280	11	181	113	51	10	69	99	7	153	-	92	70	70	94	73	81	76	73	43	108	89	87
SWEDE GROVE TWP.	211	5	140	80	54	1	60	72	3	111	-	78	48	56	78	66	61	63	57	47	83	58	75
UNION GROVE TWP.	351	11	241	147	81	9	109	115	7	188	-	131	90	101	123	119	101	114	92	81	128	88	143
WATKINS	456	27	289	178	85	15	109	150	18	231	-	179	91	99	170	115	135	122	137	82	189	162	111
<b>County Totals:</b>	<b>10246</b>	<b>738</b>	<b>7169</b>	<b>4125</b>	<b>2521</b>	<b>349</b>	<b>3118</b>	<b>3651</b>	<b>245</b>	<b>6105</b>	<b>-</b>	<b>4416</b>	<b>2322</b>	<b>2752</b>	<b>4029</b>	<b>3515</b>	<b>2972</b>	<b>3362</b>	<b>2830</b>	<b>2168</b>	<b>4316</b>	<b>3548</b>	<b>3378</b>

<b>Stearns</b>																							
EDEN VALLEY CITY	197	10	126	90	29	5	69	50	5	105	-	70	40	53	57	56	52	67	41	50	64	54	69
<b>County Totals:</b>	<b>197</b>	<b>10</b>	<b>126</b>	<b>90</b>	<b>29</b>	<b>5</b>	<b>69</b>	<b>50</b>	<b>5</b>	<b>105</b>	<b>-</b>	<b>70</b>	<b>40</b>	<b>53</b>	<b>57</b>	<b>56</b>	<b>52</b>	<b>67</b>	<b>41</b>	<b>50</b>	<b>64</b>	<b>54</b>	<b>69</b>

<b>Wright</b>																							
STOCKHOLM TWP.	389	30	279	173	87	12	145	121	7	250	-	180	79	130	135	152	96	145	103	111	141	117	162
<b>County Totals:</b>	<b>389</b>	<b>30</b>	<b>279</b>	<b>173</b>	<b>87</b>	<b>12</b>	<b>145</b>	<b>121</b>	<b>7</b>	<b>250</b>	<b>-</b>	<b>180</b>	<b>79</b>	<b>130</b>	<b>135</b>	<b>152</b>	<b>96</b>	<b>145</b>	<b>103</b>	<b>111</b>	<b>141</b>	<b>117</b>	<b>162</b>
District 20A Total	18750	1498	12520	7517	4139	589	6024	5917	358	10848	-	8075	3611	5192	6698	6620	4473	6149	4617	4063	7193	6225	5865
% Of Voters			100	60.04	33.06	4.70	48.12	47.26	2.86	86.65	-	64.50	28.84	41.47	53.50	52.88	35.73	49.11	36.88	32.45	57.45	49.72	46.85

VOTER REGISTRATION	U.S. SENATOR	U.S. REP. DISTRICT 2	STATE REP.	GOVERNOR & LT. GOV.	SECRETARY OF STATE	STATE AUDITOR	STATE TREASURER	ATTORNEY GENERAL	CONST. AMEND. 1
--------------------	--------------	----------------------	------------	---------------------	--------------------	---------------	-----------------	------------------	-----------------

District 20B County Carver	Persons registered as of 7:00 a.m. election day	Persons registered on election day	Total number of persons voting	IR ROD GRAMS	DFL ANN WYNIA	IP DEAN M. BARKLEY	IR GARY B. REVIER	DFL DAVID MINGE	IND STAN BENTZ	IR TONY ONNEN	DFL MEL MOENCH	IR ARNE H. CARLSON AND JOANNE E. BENSON	DFL JOHN MARTY AND NANCY LARSON	IR DICK KIMBLER	DFL JOAN ANDERSON GROWE	IR JUDI DUTCHER	DFL DONALD M. MOE	IR JAMES C. (JIM) OLSON	DFL MICHAEL A. McGRATH	IR SHAPON ANDERSON	DFL HUBERT H. HUMPHREY III	YES	NO
	311	11	211	158	39	12	128	70	10	154	49	167	34	119	83	139	58	140	47	102	87	111	83
HAMBURG	602	23	377	260	80	29	216	145	7	267	99	262	89	184	171	235	112	213	123	162	180	173	161
HOLLYWOOD TWP.	746	52	464	308	119	21	235	193	28	284	155	336	102	209	226	260	155	254	151	171	260	242	170
NORWOOD	1367	94	856	525	258	54	417	393	25	554	264	572	228	366	441	441	319	457	292	311	459	412	357
WATERTOWN	827	41	522	312	161	33	263	232	21	328	173	350	136	230	262	299	176	267	186	188	284	278	208
WATERTOWN TWP.	855	65	548	360	145	26	263	239	37	352	178	391	120	244	279	291	206	301	196	209	291	265	219
YOUNG AMERICA	447	16	296	229	48	16	174	106	13	220	66	221	59	152	131	185	92	193	76	138	136	144	143
YOUNG AMERICA TWP.																							
<b>County Totals:</b>	<b>5155</b>	<b>302</b>	<b>3274</b>	<b>2152</b>	<b>850</b>	<b>191</b>	<b>1696</b>	<b>1378</b>	<b>141</b>	<b>2159</b>	<b>984</b>	<b>2299</b>	<b>768</b>	<b>1504</b>	<b>1593</b>	<b>1850</b>	<b>1118</b>	<b>1825</b>	<b>1071</b>	<b>1281</b>	<b>1697</b>	<b>1625</b>	<b>1341</b>

<b>McLeod</b>																							
BERGEN TWP.	511	22	320	233	56	24	173	128	10	228	81	216	79	146	152	194	99	172	107	150	137	179	133
HALE TWP.	479	19	283	172	75	26	140	133	7	175	103	180	83	94	168	121	132	100	131	58	181	146	125
HELEN TWP.	521	24	384	261	84	31	217	151	10	240	135	295	67	180	191	244	119	200	137	149	195	227	146
LESTER PRAIRIE	772	60	535	346	143	32	254	248	18	344	162	366	127	217	277	276	199	264	194	187	291	322	195

PLATO	213	21	171	116	41	12	100	62	8	120	49	137	28	74	88	105	53	100	54	72	90	109	58	
RICH VALLEY TWP.	396	17	260	155	85	10	126	119	7	167	83	172	79	83	158	131	113	121	104	77	166	142	105	
SILVER LAKE	434	25	287	133	113	26	105	159	10	178	92	158	110	61	185	100	143	87	142	65	194	158	113	
WINSTED	1013	87	733	434	213	54	346	324	34	563	143	470	204	266	403	357	292	315	309	196	463	472	231	
WINSTED TWP.	555	45	376	246	104	19	199	152	17	286	80	225	112	150	202	180	161	170	157	122	218	237	131	
<b>County Totals:</b>	<b>4894</b>	<b>320</b>	<b>3349</b>	<b>2096</b>	<b>914</b>	<b>234</b>	<b>1660</b>	<b>1476</b>	<b>121</b>	<b>2301</b>	<b>928</b>	<b>2219</b>	<b>889</b>	<b>1271</b>	<b>1824</b>	<b>1708</b>	<b>1311</b>	<b>1529</b>	<b>1335</b>	<b>1076</b>	<b>1935</b>	<b>1992</b>	<b>1237</b>	
<b>Wright</b>																								
ALBION TWP	594	42	410	203	127	74	157	215	33	239	166	250	136	160	223	175	191	183	164	121	242	205	198	
COKATO	1398	139	1021	590	347	53	463	510	27	806	204	611	345	430	536	535	391	516	365	345	573	343	576	
COKATO TWP	555	51	432	306	95	24	280	131	13	335	87	295	101	251	157	282	110	247	120	196	165	134	298	
FRENCH LAKE TWP	553	26	399	184	167	43	149	228	15	228	162	223	161	146	238	175	192	169	193	124	240	158	231	
HOWARD LAKE	811	107	627	313	249	42	229	351	22	404	214	366	218	224	354	290	274	277	272	187	393	365	253	
MARYSVILLE TWP	972	49	635	362	200	61	265	318	45	423	198	425	171	225	364	324	249	287	258	178	389	354	269	
MIDDLEVILLE TWP	489	28	349	206	105	33	166	158	19	260	82	227	101	162	172	195	125	180	133	136	189	146	198	
MONTROSE	500	34	259	133	91	18	111	123	13	146	104	161	78	91	146	117	107	110	109	67	161	140	116	
SOUTH HAVEN	106	3	60	24	20	15	19	39	2	27	31	36	20	12	41	22	30	24	29	10	42	30	30	
SOUTHSIDE TWP	791	38	538	233	186	113	218	282	30	334	184	355	161	208	300	269	220	254	229	164	319	253	263	
VICTOR TWP	556	43	385	222	126	32	172	183	18	276	100	248	108	160	199	191	161	176	162	126	218	209	172	
WAVERLY	365	26	265	125	96	32	102	142	11	174	83	160	85	71	166	99	129	92	127	55	190	172	89	
WOODLAND TWP	617	34	417	258	119	30	203	181	21	301	108	261	115	163	226	228	152	201	169	118	261	244	170	
<b>County Totals:</b>	<b>8307</b>	<b>620</b>	<b>5797</b>	<b>3159</b>	<b>1928</b>	<b>570</b>	<b>2534</b>	<b>2861</b>	<b>269</b>	<b>3953</b>	<b>1723</b>	<b>3618</b>	<b>1800</b>	<b>2303</b>	<b>3122</b>	<b>2902</b>	<b>2331</b>	<b>2716</b>	<b>2330</b>	<b>1827</b>	<b>3382</b>	<b>2753</b>	<b>2863</b>	
District 20B Total	18356	1242	12420	7407	3692	995	5890	5715	531	8413	3635	8136	3457	5078	6539	6460	4760	6070	4736	4184	7014	6370	5441	
% Of Voters			100	59.64	29.73	8.01	47.42	46.01	4.28	67.74	29.27	65.51	27.83	40.89	52.65	52.01	38.33	48.87	38.13	33.69	56.47	51.29	43.81	
District 20 Total	37106	2740	24940	14924	7831	1584	11914	11632	889	16211	7068	10270	13237	13080	9233	12219	9353	8247	14207	12595	11306			
% Of Voters			100	59.84	31.40	6.35	47.77	46.64	3.56	-	-	65.00	28.34	41.18	53.08	52.45	37.02	48.99	37.50	33.07	56.96	50.50	45.33	

	VOTER REGISTRATION			U.S. SENATOR			U.S. REP. DISTRICT 2			STATE REP.		GOVERNOR & LT. GOV.		SECRETARY OF STATE		STATE AUDITOR		STATE TREASURER		ATTORNEY GENERAL		CONST. AMEND. 1	
	Persons registered as of 7:00 a.m. election day	Persons registered on election day	Total number of persons voting	IR ROD GRAMIS	DFL ANN WYNIA	IP DEAN M. BARKLEY	IR GARY B. REVIER	DFL DAVID MINGE	IND STAN BENTZ	IR JIM GIRARD	DFL JIM STONE	IR ARNE H. CARLSON AND JOANNE E. BENSON	DFL JOHN MARTY AND NANCY LARSON	IR DICK KIMBLER	DFL JOHN ANDERSON GROVE	IR JUDI DUTCHER	DFL DONALD M. MOE	IR JAMES C. (JIM) OLSON	DFL MICHAEL A. McGRATH	IR SHARON ANDERSON	DFL HUBERT H. HUMPHREY III	YES	NO
District 21A																							
County																							
Lyon																							
AMIRET TWP.	146	5	93	61	27	3	45	47	0	60	33	55	31	41	49	61	24	51	32	32	54	44	45
CLIFTON TWP.	178	7	100	55	42	1	45	54	0	65	35	51	45	43	51	51	43	48	47	30	65	46	47
COTTONWOOD	651	26	408	230	156	16	169	229	7	277	126	228	163	159	234	202	176	199	171	133	249	169	223
EIDSVOLD TWP.	126	3	83	49	33	1	38	43	1	51	31	47	34	33	44	41	37	42	34	30	52	37	42
FAIRVIEW TWP.	261	10	175	114	56	4	97	74	3	120	54	105	62	68	99	96	65	80	79	69	87	84	86
GHENT	190	11	128	61	66	0	44	78	4	70	56	67	57	33	92	47	72	39	74	24	96	61	60
GRANDVIEW TWP.	175	16	131	85	34	4	61	66	2	96	34	71	40	55	68	68	50	67	49	45	73	65	62
LAKE MARSHALL TWP.	297	26	196	137	52	4	99	92	4	145	47	130	47	91	98	114	65	108	75	76	101	99	95
LUCAS TWP.	133	7	86	66	19	1	55	29	2	73	12	61	20	43	38	58	25	53	28	31	48	35	49
LYND	146	18	94	46	40	3	34	51	6	62	30	58	31	38	49	41	42	45	37	31	52	51	40
LYND TWP.	272	23	202	124	64	8	106	93	2	153	48	127	63	100	89	116	71	92	75	69	105	88	107
LYONS TWP.	106	6	67	42	21	4	36	28	3	52	15	43	21	29	37	41	24	38	23	27	36	20	42

(21A) 445

446  
(21A)

MARSHALL W-1	2380	204	1130	703	377	31	571	522	20	826	292	745	313	508	573	653	388	612	397	418	600	546	553
MARSHALL W-2	2391	153	1493	864	549	46	667	781	25	1068	410	927	486	583	830	787	597	740	613	485	905	683	773
MARSHALL W-3	2259	133	1302	767	455	46	584	666	26	905	372	827	376	554	680	701	480	672	493	455	744	606	648
MINNEOTA	859	54	555	343	184	15	261	269	17	374	168	322	186	219	305	272	230	274	219	191	302	224	300
RUSSELL	239	15	156	87	61	5	76	74	4	102	52	85	65	54	94	76	70	78	66	40	101	60	83
SODUS TWP.	149	15	100	72	25	2	56	38	3	69	31	56	32	48	49	52	37	54	34	38	54	54	43
STANLEY TWP.	132	10	86	64	19	2	49	36	1	66	20	51	22	49	30	56	24	48	27	32	43	40	43
TAUNTON	102	0	71	23	45	1	15	54	0	17	53	15	53	15	55	11	54	16	50	7	60	37	32
VALLERS TWP.	144	10	94	62	29	2	38	54	1	69	24	44	41	35	57	37	46	42	43	23	61	34	56
WESTERHEIM TWP.	182	3	114	77	37	0	52	62	0	72	41	62	43	51	57	55	50	49	49	41	60	48	62
<b>County Totals:</b>	<b>11518</b>	<b>755</b>	<b>6864</b>	<b>4132</b>	<b>2391</b>	<b>199</b>	<b>3198</b>	<b>3440</b>	<b>131</b>	<b>4792</b>	<b>1984</b>	<b>4177</b>	<b>2231</b>	<b>2849</b>	<b>3678</b>	<b>3636</b>	<b>2670</b>	<b>3447</b>	<b>2715</b>	<b>2327</b>	<b>3948</b>	<b>3131</b>	<b>3491</b>

**Redwood**

GALES TWP.	96	2	68	49	13	4	40	25	3	50	18	33	16	35	29	42	20	41	18	24	34	23	42
GRANITE ROCK TWP.	139	9	95	71	21	1	66	27	1	67	25	62	26	47	43	55	29	51	32	30	47	39	52
JOHNSONVILLE TWP.	96	0	61	50	10	0	30	30	0	43	16	47	11	32	25	34	17	37	18	26	33	17	37
LUCAN	154	10	107	79	23	3	78	27	1	74	28	62	36	44	54	55	40	55	39	39	59	50	52
MILROY	155	4	104	50	41	9	45	48	7	59	39	41	50	24	68	37	51	33	50	19	69	56	47
SEAFORTH	64	1	38	28	8	0	32	6	0	21	15	27	8	13	18	18	14	15	13	7	26	18	17
SHERIDAN TWP.	140	3	102	84	15	2	79	19	4	73	27	72	24	55	46	60	36	59	29	39	47	44	55
UNDERWOOD TWP.	114	11	95	76	15	3	78	15	0	77	17	62	25	52	32	63	18	57	18	40	37	37	56
VAIL TWP.	154	4	109	91	14	1	78	26	4	80	28	59	40	58	47	65	36	62	33	45	47	39	68
VESTA	147	20	125	86	24	8	87	37	0	86	35	81	24	59	61	65	39	59	42	39	66	61	60
VESTA TWP.	134	0	88	65	16	6	60	27	1	60	26	49	27	48	31	48	27	51	21	37	44	33	53
WABASSO	411	22	323	220	94	4	204	106	8	203	108	200	110	131	165	170	113	170	107	107	180	146	170
WATERBURY TWP.	157	8	109	90	18	1	79	29	1	77	27	75	25	48	54	60	38	65	29	40	57	46	61
WESTLINE TWP.	149	11	111	82	22	4	63	47	0	72	37	65	37	45	52	59	40	58	40	41	63	64	42
<b>County Totals:</b>	<b>2110</b>	<b>105</b>	<b>1535</b>	<b>1121</b>	<b>334</b>	<b>46</b>	<b>1019</b>	<b>469</b>	<b>30</b>	<b>1042</b>	<b>446</b>	<b>935</b>	<b>459</b>	<b>691</b>	<b>725</b>	<b>831</b>	<b>518</b>	<b>813</b>	<b>489</b>	<b>533</b>	<b>809</b>	<b>673</b>	<b>812</b>

**Yellow Medicine**

BURTON TWP.	113	2	83	45	37	1	28	54	0	39	43	20	55	25	52	25	47	23	45	21	51	42	40
CANBY W-1	472	39	380	214	147	10	162	203	8	214	160	224	138	158	209	187	169	184	163	143	212	170	200
CANBY W-2	569	35	391	234	139	8	178	198	11	227	158	232	135	167	208	209	149	182	155	134	219	173	213
CLARKFIELD	622	32	437	248	168	14	146	279	7	247	180	290	126	184	236	213	196	210	189	150	249	189	241
ECHO	154	9	123	74	43	3	65	57	1	72	49	81	38	57	60	67	45	69	42	55	62	50	68
ECHO TWP.	110	3	66	45	18	3	41	23	2	49	17	48	16	31	32	40	20	39	21	26	33	27	39
FLORIDA TWP.	90	2	66	43	22	1	32	30	3	32	32	45	16	29	36	35	28	32	27	20	38	40	26
FORTIER TWP.	71	0	47	29	16	1	21	25	1	20	27	20	22	16	29	18	25	14	25	9	29	20	24
FRIENDSHIP TWP.	137	5	110	64	39	4	41	68	1	62	48	66	39	49	56	52	33	59	45	39	65	38	72
HAMMER TWP.	169	18	138	101	32	3	80	56	0	98	39	95	30	84	51	98	33	77	35	55	60	52	84
HANLEY FALLS	146	2	104	56	39	3	39	59	5	59	43	54	43	42	59	51	51	53	46	32	69	51	53
HAZEL RUN	53	1	37	26	9	0	8	27	2	20	17	19	16	13	23	14	21	18	18	12	22	20	17
HAZEL RUN TWP.	123	6	87	50	28	7	23	59	5	54	32	57	27	27	59	55	27	43	35	32	54	45	41
LISBON TWP.	136	5	84	37	45	2	21	61	2	37	46	32	45	24	58	36	44	32	46	25	53	43	41
MINNESOTA FALLS	218	16	161	68	85	5	55	98	6	63	94	85	69	50	98	59	87	55	87	42	107	67	94
NORMAN TWP.	162	4	112	80	29	1	57	53	2	72	40	74	31	54	54	64	39	60	38	50	49	57	54
NORMANIA TWP.	138	4	110	52	53	2	36	72	0	46	63	40	68	35	74	39	66	40	63	27	78	46	63
OMRO TWP.	79	7	66	30	34	0	16	48	0	31	34	29	31	18	44	23	38	22	39	13	48	30	36
OSHKOSH TWP.	133	3	105	71	31	1	58	46	1	69	33	52	38	49	52	55	45	50	44	36	54	51	53
PORTER	110	7	78	40	34	3	27	48	2	40	36	35	43	23	53	34	38	40	33	24	54	35	43
POSEN TWP.	160	9	117	77	37	2	58	58	1	73	41	83	30	52	62	65	48	62	50	45	67	43	74
ST. LEO	72	3	61	28	30	0	14	46	0	27	34	26	32	13	48	14	40	13	41	11	47	30	30
SANDNES TWP.	121	5	82	47	33	1	27	51	2	46	36	40	41	27	53	37	39	32	41	24	57	41	41

SIoux AGENCY TWP.	185	5	126	69	52	4	62	59	5	69	55	58	59	39	86	46	75	77	40	34	82	69	55
STONY RUN TWP.	344	12	237	137	91	6	94	143	0	126	108	137	77	102	128	122	104	98	111	67	139	92	144
SWEDE PRAIRIE TWP.	109	3	71	37	31	0	25	42	4	46	24	35	32	27	42	33	33	31	32	27	40	35	36
TYRO TWP.	134	4	98	48	45	4	27	70	1	46	49	38	51	36	59	43	50	34	50	29	60	33	65
WERGELAND TWP.	116	4	79	45	29	2	26	51	2	50	29	46	30	20	56	34	42	27	47	25	53	41	37
WOOD LAKE	246	34	217	116	80	14	76	125	15	113	100	113	93	80	127	96	109	92	113	64	142	87	129
WOOD LAKE TWP.	152	6	117	78	31	6	50	65	2	77	40	70	40	47	67	59	51	53	56	39	72	39	78
<b>County Totals:</b>	<b>5444</b>	<b>285</b>	<b>3990</b>	<b>2289</b>	<b>1507</b>	<b>111</b>	<b>1593</b>	<b>2274</b>	<b>91</b>	<b>2224</b>	<b>1707</b>	<b>2244</b>	<b>1511</b>	<b>1578</b>	<b>2273</b>	<b>1923</b>	<b>1792</b>	<b>1821</b>	<b>1777</b>	<b>1310</b>	<b>2365</b>	<b>1756</b>	<b>2191</b>
<b>District 21A Total</b>	<b>19072</b>	<b>1145</b>	<b>12389</b>	<b>7542</b>	<b>4232</b>	<b>356</b>	<b>5810</b>	<b>6183</b>	<b>252</b>	<b>8058</b>	<b>4137</b>	<b>7356</b>	<b>4201</b>	<b>5118</b>	<b>6676</b>	<b>6390</b>	<b>4980</b>	<b>6081</b>	<b>4981</b>	<b>4170</b>	<b>7122</b>	<b>5560</b>	<b>6494</b>
<b>% Of Voters</b>			<b>100</b>	<b>60.88</b>	<b>34.16</b>	<b>2.87</b>	<b>46.90</b>	<b>49.91</b>	<b>2.03</b>	<b>65.04</b>	<b>33.39</b>	<b>59.38</b>	<b>33.91</b>	<b>41.31</b>	<b>53.89</b>	<b>51.58</b>	<b>40.20</b>	<b>49.08</b>	<b>40.21</b>	<b>33.66</b>	<b>57.49</b>	<b>44.88</b>	<b>52.42</b>

VOTER REGISTRATION	U.S. SENATOR	U.S. REP. DISTRICT 2	STATE REP.	GOVERNOR & LT. GOV.	SECRETARY OF STATE	STATE AUDITOR	STATE TREASURER	ATTORNEY GENERAL	CONST. AMEND. 1
--------------------	--------------	----------------------	------------	---------------------	--------------------	---------------	-----------------	------------------	-----------------

District 21B County Lincoln	Persons registered as of 7:00 a.m. election day	Persons registered on election day	Total number of persons voting	IR			DFL			IND			IR			DFL			IND			YES	NO
				R	D	G	A	N	W	I	D	S	R	D	S	R	D	S	R	D	S		
ALTA VISTA TWP	156	5	108	50	50	5	39	67	2	54	54	44	51	33	70	33	68	41	61	26	74	45	63
ARCO CITY	67	1	51	25	20	3	19	30	2	35	16	35	13	19	30	21	25	22	25	13	32	24	26
ASH LAKE TWP	144	5	120	52	63	1	37	76	4	82	37	41	69	36	78	24	80	35	74	26	83	49	70
DIAMOND LAKE TWP	120	5	97	61	26	3	50	41	3	66	28	55	30	55	36	50	37	47	37	40	43	39	58
DRAMMEN TWP	97	0	70	43	24	0	36	32	1	45	23	26	29	35	32	29	33	29	33	22	41	19	50
HANSONVILLE TWP	91	3	70	28	35	3	27	39	4	39	30	33	34	21	42	30	37	27	38	24	41	27	40
HENDRICKS CITY	466	25	387	222	126	12	178	185	11	224	155	241	122	169	192	194	167	200	150	158	192	118	260
HENDRICKS TWP	137	9	117	52	59	1	42	72	2	69	47	43	61	42	71	40	67	43	65	33	75	33	81
HOPE TWP	181	10	120	56	55	6	42	70	7	69	51	69	43	33	78	48	60	44	59	30	82	58	62
IVANHOE CITY	490	31	417	209	184	11	147	248	10	323	94	215	168	125	275	159	200	158	204	95	280	180	231
LAKE BENTON CITY	465	12	366	206	142	7	150	199	8	222	139	210	134	153	193	158	170	158	168	115	226	157	203
LAKE BENTON TWP	137	3	99	63	31	2	52	43	3	75	23	57	32	44	49	45	45	55	35	37	51	33	65
LAKE STAY TWP	97	3	80	39	38	0	27	52	1	51	29	33	45	19	57	30	45	31	44	24	53	36	44
LIMESTONE TWP	121	8	116	69	42	3	49	61	6	68	45	55	51	50	64	54	59	48	60	35	74	55	61
MARBLE TWP	130	2	98	40	55	2	25	72	1	54	44	34	58	23	73	29	63	27	65	22	70	38	60
MARSHFIELD TWP	131	9	96	53	39	1	37	55	4	60	35	64	25	33	60	44	41	44	43	34	55	54	42
ROYAL TWP	153	2	121	65	50	4	37	78	2	73	46	50	66	33	78	34	76	34	76	24	81	41	79
SHAOKATAN TWP	114	7	99	58	33	4	51	43	4	70	29	61	29	47	46	54	39	48	40	40	49	26	73
TYLER CITY	780	24	529	295	209	12	291	218	12	307	220	311	184	198	311	241	250	263	213	186	306	207	313
VERDI TWP	141	4	76	44	31	1	38	33	4	42	34	36	31	36	38	40	32	40	32	33	38	22	53
<b>County Totals:</b>	<b>4218</b>	<b>168</b>	<b>3237</b>	<b>1730</b>	<b>1312</b>	<b>81</b>	<b>1374</b>	<b>1714</b>	<b>91</b>	<b>2028</b>	<b>1179</b>	<b>1713</b>	<b>1275</b>	<b>1204</b>	<b>1873</b>	<b>1357</b>	<b>1594</b>	<b>1394</b>	<b>1522</b>	<b>1017</b>	<b>1946</b>	<b>1261</b>	<b>1934</b>

Lyon	Persons registered as of 7:00 a.m. election day	Persons registered on election day	Total number of persons voting	IR	DFL	IND	IR	DFL	IND	IR	DFL	IND	IR	DFL	IND	IR	DFL	IND	IR	DFL	IND	YES	NO
COON CREEK TWP.	147	3	99	51	46	1	39	58	1	57	42	50	45	31	67	44	53	38	47	21	72	37	60
FLORENCE	30	14	34	21	11	0	21	7	3	28	6	19	9	18	14	21	10	20	9	16	14	11	18
ISLAND LAKE TWP.	133	5	83	54	28	0	41	41	0	57	26	51	29	40	41	51	29	45	34	31	46	25	54
NORLAND TWP.	130	8	97	63	28	4	47	44	2	55	40	50	35	32	58	45	45	47	46	35	56	41	49
SHELburnE TWP.	133	3	81	62	18	0	51	30	0	59	19	48	25	38	41	48	29	54	22	42	34	32	49
<b>County Totals:</b>	<b>573</b>	<b>33</b>	<b>394</b>	<b>251</b>	<b>131</b>	<b>5</b>	<b>199</b>	<b>180</b>	<b>6</b>	<b>256</b>	<b>133</b>	<b>218</b>	<b>143</b>	<b>159</b>	<b>221</b>	<b>209</b>	<b>166</b>	<b>204</b>	<b>158</b>	<b>145</b>	<b>222</b>	<b>146</b>	<b>230</b>

(21B) 447

448  
(21B)

Murray																							
CAMERON TWP.	95	2	62	28	31	0	24	34	2	24	38	28	31	16	43	22	34	18	37	19	39	20	37
CHANARAMBIE TWP.	143	13	118	79	32	1	70	45	2	77	41	59	30	66	43	65	39	59	33	50	44	32	82
CHANDLER	169	12	150	114	27	1	102	38	2	88	60	70	21	87	42	82	27	77	23	57	50	15	114
ELLSBOROUGH TWP.	101	6	73	29	42	0	20	52	0	34	37	16	38	18	54	21	48	18	48	22	47	11	58
LAKE WILSON	166	9	140	61	72	2	56	79	3	44	95	79	52	37	92	62	59	58	68	45	82	63	72
MOULTON TWP.	156	4	117	95	17	1	87	30	0	69	47	47	33	67	43	70	31	71	28	46	56	23	89
County Totals:	830	46	660	406	221	5	359	278	9	336	318	299	205	291	317	322	238	301	237	239	318	164	452

Nobles																							
ADRIAN	659	38	480	199	252	7	159	295	14	197	278	238	199	124	326	183	257	158	269	130	319	184	236
ELLSWORTH	291	14	191	93	68	4	84	79	9	119	67	104	58	64	85	81	64	86	65	79	87	68	77
GRAND PRAIRIE TWP.	145	0	70	53	15	0	39	27	1	51	19	41	23	33	33	34	29	43	18	34	32	20	42
LEOTA TWP.	321	18	235	187	38	2	162	67	3	145	90	101	43	130	85	144	66	120	63	88	96	26	180
LISMORE	149	9	113	46	52	4	37	63	7	29	83	43	58	21	78	31	68	30	66	17	83	55	41
LISMORE TWP.	123	4	67	28	37	0	21	41	4	26	40	25	31	10	55	17	46	17	45	15	49	20	35
WESTSIDE TWP.	135	2	77	43	29	4	30	45	2	46	31	38	29	19	48	28	40	26	36	15	52	31	40
County Totals:	1823	85	1233	649	491	21	532	617	40	613	608	590	441	401	710	518	570	480	562	378	718	404	651

Pipestone																							
AETNA TWP.	135	6	98	46	47	4	30	63	3	48	49	46	45	27	69	28	61	38	47	24	65	20	71
ALTONA TWP.	115	5	63	39	19	4	36	23	3	47	16	35	21	33	26	32	23	36	18	27	28	13	43
BURKE TWP.	147	11	114	81	24	3	70	38	4	65	48	65	25	61	45	59	42	58	34	45	52	27	80
EDEN TWP.	160	5	109	62	37	1	50	50	3	67	38	47	47	46	56	45	44	41	42	35	55	34	67
EDGERTON	706	22	529	379	113	7	356	145	4	257	267	234	132	294	162	310	150	261	141	183	227	81	370
ELMER TWP.	151	7	98	68	26	1	62	34	1	43	55	45	28	51	41	51	42	49	29	32	47	24	65
FOUNTAIN PRAIRIE	115	0	78	39	29	5	33	39	5	49	28	36	30	24	48	32	32	28	32	16	46	19	56
GRANGE TWP.	150	5	108	68	36	1	66	37	3	72	35	71	31	60	43	59	43	63	39	48	48	43	59
GRAY TWP.	141	7	100	60	38	0	49	49	1	56	44	65	28	49	49	53	41	51	43	46	48	28	66
HATFIELD	33	2	27	14	11	0	11	13	1	12	14	10	9	12	12	13	4	14	6	13	12	15	9
HOLLAND	121	23	130	51	58	4	43	67	11	62	66	59	56	40	75	45	60	45	66	39	77	44	62
IHLEN	54	1	46	11	30	2	14	30	1	9	37	19	24	12	33	14	25	14	27	16	27	12	25
JASPER	328	15	235	107	105	7	91	131	3	125	107	128	88	85	127	101	110	110	104	80	139	81	122
OSBORNE TWP.	210	14	150	124	19	3	108	40	1	91	57	71	30	102	45	95	42	101	30	79	53	27	108
PIPESTONE W-1 P-1	600	31	412	189	193	9	152	243	5	206	201	222	168	139	243	157	217	168	193	127	258	137	232
PIPESTONE W-1 P-2	814	37	612	311	258	13	275	305	8	312	293	318	247	238	334	271	259	274	247	206	346	192	355
PIPESTONE W-2 P-1	462	42	321	150	149	5	138	165	8	170	147	158	131	120	178	138	140	134	139	112	183	127	163
PIPESTONE W-2 P-2	468	29	354	175	157	5	157	185	3	188	161	206	129	133	203	169	155	152	151	117	198	127	203
ROCK TWP.	94	6	63	35	25	0	25	35	0	29	31	23	24	23	34	25	30	18	29	14	36	16	37
RUTHTON	157	8	115	58	49	2	49	57	3	67	47	64	47	37	67	47	51	55	46	31	75	32	71
SWEET TWP.	206	10	154	78	66	4	64	86	0	82	71	85	60	57	87	64	75	67	71	50	91	46	95
TROSKY	68	9	65	37	19	3	38	23	2	34	30	39	19	30	28	29	25	33	21	27	30	17	38
TROY TWP.	182	7	126	64	54	2	57	61	1	64	60	71	50	48	68	59	48	58	56	50	68	28	93
WOODSTOCK	87	6	70	36	30	0	22	44	1	23	47	22	39	18	47	24	36	22	40	17	47	27	29
District Totals:	5704	308	4177	2282	1592	85	1996	1963	75	2178	1949	2139	1508	1739	2140	1920	1755	1890	1651	1434	2256	1217	2519

Rock																							
BATTLE PLAIN TWP.	132	5	87	58	26	2	49	35	2	41	46	37	32	39	46	44	37	34	38	27	44	28	51
BEAVER CREEK	169	10	135	52	70	4	40	89	1	44	89	69	59	49	77	59	59	66	60	43	83	50	77
BEAVER CREEK TWP.	244	6	148	73	69	1	59	82	2	76	70	77	58	60	81	71	66	68	67	57	80	42	99
CLINTON TWP.	190	2	108	82	24	2	69	35	2	76	32	59	28	63	36	71	27	69	25	63	32	30	71

DENVER TWP.	124	4	93	57	32	4	52	38	3	47	45	55	25	43	46	46	40	50	33	36	49	37	53
HARDWICK	134	8	89	39	37	4	31	51	4	28	60	49	30	28	52	35	42	33	48	28	56	27	51
HILLS	389	16	295	160	97	12	145	122	7	175	110	167	75	142	123	157	97	156	91	107	130	74	186
JASPER	37	2	17	7	8	0	6	9	1	7	9	10	7	4	12	8	7	7	8	4	12	5	11
KANARANZI TWP.	162	4	99	61	36	1	52	45	1	51	45	47	43	49	46	53	37	56	33	49	42	38	59
KENNETH	47	1	37	21	14	1	15	21	1	18	19	19	15	18	18	17	18	16	16	11	21	11	24
LUVERNE W-1 NE	1279	106	905	473	403	6	407	475	4	335	561	491	330	358	488	438	385	411	383	300	528	337	525
LUVERNE W-1 NW	263	13	204	116	81	6	97	101	4	83	120	121	58	79	113	106	82	104	73	76	111	78	119
LUVERNE W-2 SE	1027	64	599	309	246	18	264	298	20	254	335	319	210	235	326	286	258	268	271	193	346	235	317
LUVERNE W-2 SW	190	7	119	80	33	0	60	55	0	47	70	69	29	61	47	69	35	67	34	46	57	46	66
LUVERNE TWP.	279	11	177	111	59	1	103	70	0	99	75	100	50	93	73	99	64	95	61	80	76	56	113
MAGNOLIA CITY	116	9	84	39	35	0	36	38	2	36	46	37	35	26	44	34	34	38	32	23	47	42	33
MAGNOLIA TWP.	153	9	102	56	42	3	43	58	1	44	58	50	41	38	60	52	47	45	47	31	63	53	48
MARTIN TWP.	271	3	168	118	40	3	105	56	2	114	53	95	39	104	52	106	40	102	45	85	61	40	117
MOUND TWP.	145	8	99	54	42	1	47	51	1	40	59	62	34	43	55	49	46	53	42	36	53	35	59
ROSE DELL TWP.	132	4	74	34	35	2	27	44	2	38	36	33	32	27	41	28	37	26	38	25	39	23	45
SPRINGWATER TWP.	197	4	123	58	60	0	47	73	0	54	66	65	40	59	60	56	62	61	52	39	77	37	80
STEEN	104	9	79	58	17	0	49	23	2	47	31	51	11	59	14	62	12	49	11	42	21	18	55
VIENNA TWP.	109	6	74	35	34	3	26	48	0	33	39	32	36	23	49	23	44	29	42	20	49	33	38
<b>County Totals:</b>	<b>5893</b>	<b>311</b>	<b>3915</b>	<b>2151</b>	<b>1540</b>	<b>74</b>	<b>1829</b>	<b>1917</b>	<b>62</b>	<b>1787</b>	<b>2074</b>	<b>2114</b>	<b>1317</b>	<b>1700</b>	<b>1959</b>	<b>1969</b>	<b>1576</b>	<b>1903</b>	<b>1550</b>	<b>1421</b>	<b>2077</b>	<b>1375</b>	<b>2297</b>
<b>District 21B Total</b>	<b>19041</b>	<b>951</b>	<b>13616</b>	<b>7469</b>	<b>5287</b>	<b>271</b>	<b>6289</b>	<b>6669</b>	<b>283</b>	<b>7198</b>	<b>62.61</b>	<b>7073</b>	<b>4889</b>	<b>5494</b>	<b>7220</b>	<b>6295</b>	<b>5899</b>	<b>6172</b>	<b>5680</b>	<b>4634</b>	<b>7537</b>	<b>4567</b>	<b>8083</b>
<b>% Of Voters</b>			<b>100</b>	<b>54.85</b>	<b>38.83</b>	<b>2.0</b>	<b>46.19</b>	<b>48.98</b>	<b>2.08</b>	<b>52.86</b>	<b>45.98</b>	<b>51.95</b>	<b>35.91</b>	<b>40.35</b>	<b>53.03</b>	<b>46.23</b>	<b>43.32</b>	<b>45.33</b>	<b>41.72</b>	<b>34.03</b>	<b>55.35</b>	<b>33.54</b>	<b>59.36</b>
<b>District 21 Total</b>	<b>38113</b>	<b>2096</b>	<b>26005</b>	<b>15011</b>	<b>9519</b>	<b>627</b>	<b>12099</b>	<b>12852</b>	<b>374</b>	<b>-</b>	<b>-</b>	<b>14429</b>	<b>9090</b>	<b>10612</b>	<b>13896</b>	<b>12685</b>	<b>10879</b>	<b>12253</b>	<b>10661</b>	<b>8804</b>	<b>14659</b>	<b>10127</b>	<b>14577</b>
<b>% Of Voters</b>			<b>100</b>	<b>57.72</b>	<b>36.60</b>	<b>2.41</b>	<b>46.53</b>	<b>49.42</b>	<b>1.44</b>	<b>-</b>	<b>-</b>	<b>55.49</b>	<b>34.95</b>	<b>40.81</b>	<b>53.44</b>	<b>48.78</b>	<b>41.83</b>	<b>47.18</b>	<b>41.00</b>	<b>33.86</b>	<b>56.37</b>	<b>38.94</b>	<b>56.05</b>

VOTER REGISTRATION	U.S. SENATOR	U.S. REP. DISTRICT 2	STATE REP.	GOVERNOR & LT. GOV.	SECRETARY OF STATE	STATE AUDITOR	STATE TREASURER	ATTORNEY GENERAL	CONST. AMEND. 1
--------------------	--------------	----------------------	------------	---------------------	--------------------	---------------	-----------------	------------------	-----------------

District 22A County Cottonwood	Persons registered as of 7:00 a.m. election day	Persons registered on election day	Total number of persons voting	IR ROD GRAMIS	DEL ANN WYNIA	IP DEAN M. BARKLEY	IR GARY B. REVIER	DEL DAVID MINGE	IND STAN BENTZ	IR MIKE DRISCOLL	DEL TED WINTER	IR ARNE H. CARLSON AND JOANNE E. BENSON	DEL JOHN MARTY AND NANCY LARSON	IR DICK KIMBLER	DEL JOAN ANDERSON GROVE	IR JUDI DUTCHER	DEL DONALD M. MOE	IR JAMES C. (JIM) OLSON	DEL MICHAEL A. McGRATH	IR SHARON ANDERSON	DEL HUBERT H. HUMPHREY III	YES	NO
ANN TWP.	154	4	100	64	35	1	48	48	3	53	46	61	35	41	56	55	40	52	38	34	55	36	62
ROSEHILL TWP.	112	4	70	39	29	1	32	36	2	31	39	30	34	27	39	37	28	27	33	23	41	38	31
SOUTHBROOK TWP.	62	3	48	26	20	2	23	24	1	13	35	25	20	14	32	24	19	23	21	11	33	12	35
WESTBROOK	553	25	377	232	128	7	162	200	9	175	200	226	110	138	217	190	159	167	159	119	222	160	205
WESTBROOK TWP.	175	5	113	70	38	1	57	55	0	53	60	59	40	42	65	58	50	47	50	42	59	47	63
<b>County Totals:</b>	<b>1056</b>	<b>41</b>	<b>708</b>	<b>431</b>	<b>250</b>	<b>12</b>	<b>322</b>	<b>363</b>	<b>15</b>	<b>325</b>	<b>380</b>	<b>401</b>	<b>239</b>	<b>262</b>	<b>409</b>	<b>364</b>	<b>296</b>	<b>316</b>	<b>301</b>	<b>229</b>	<b>410</b>	<b>293</b>	<b>396</b>

Jackson	Persons registered as of 7:00 a.m. election day	Persons registered on election day	Total number of persons voting	IR ROD GRAMIS	DEL ANN WYNIA	IP DEAN M. BARKLEY	IR GARY B. REVIER	DEL DAVID MINGE	IND STAN BENTZ	IR MIKE DRISCOLL	DEL TED WINTER	IR ARNE H. CARLSON AND JOANNE E. BENSON	DEL JOHN MARTY AND NANCY LARSON	IR DICK KIMBLER	DEL JOAN ANDERSON GROVE	IR JUDI DUTCHER	DEL DONALD M. MOE	IR JAMES C. (JIM) OLSON	DEL MICHAEL A. McGRATH	IR SHARON ANDERSON	DEL HUBERT H. HUMPHREY III	YES	NO
ALBA TWP.	130	8	94	56	37	0	33	56	5	35	59	46	34	24	66	40	46	36	52	26	61	53	38
EWINGTON TWP.	171	5	125	69	53	2	59	65	1	54	70	62	47	50	73	62	56	54	61	32	84	56	85
LA CROSSE TWP.	133	2	86	49	32	2	33	48	3	30	55	30	49	20	59	32	47	29	48	20	61	33	52
<b>County Totals:</b>	<b>434</b>	<b>15</b>	<b>305</b>	<b>174</b>	<b>122</b>	<b>4</b>	<b>125</b>	<b>169</b>	<b>9</b>	<b>119</b>	<b>184</b>	<b>138</b>	<b>130</b>	<b>94</b>	<b>198</b>	<b>134</b>	<b>149</b>	<b>119</b>	<b>161</b>	<b>78</b>	<b>206</b>	<b>142</b>	<b>155</b>



SEWARD TWP.	162	7	128	78	48	0	63	60	5	44	84	62	43	51	70	65	49	62	47	53	60	45	71
SUMMIT LAKE TWP.	200	15	140	70	65	1	37	99	1	37	103	66	65	32	101	54	79	56	76	28	109	69	56
WILMONT	197	16	151	52	84	1	41	102	1	35	114	58	77	21	110	30	90	32	97	33	102	68	58
WILMONT TWP.	158	3	112	50	53	3	35	73	2	32	80	43	53	22	75	26	69	29	68	19	84	53	50
WORTHINGTON W-1 P-1	589	54	485	321	154	3	256	222	1	301	181	306	124	222	242	307	156	266	170	182	261	197	251
WORTHINGTON W-1 P-2	515	35	358	183	150	8	134	204	9	152	198	176	138	126	209	162	161	143	161	98	228	152	163
WORTHINGTON W-1 P-3	438	35	268	144	101	5	107	145	4	126	131	160	78	93	148	117	105	120	97	87	157	105	118
WORTHINGTON W-1 P-4	554	54	369	201	149	5	153	208	5	185	180	199	130	117	227	165	176	169	171	106	245	149	176
WORTHINGTON W-1 P-5	479	47	313	160	140	4	114	191	7	137	173	158	126	86	200	128	158	116	160	99	195	127	159
WORTHINGTON W-2 P-1	679	72	556	337	188	9	261	276	12	325	225	359	251	211	316	290	221	277	214	202	317	237	269
WORTHINGTON W-2 P-2	640	43	488	275	190	8	184	292	6	242	241	296	162	173	294	244	214	246	212	145	322	209	228
WORTHINGTON W-2 P-3	534	60	373	187	155	7	133	221	9	157	212	213	124	116	216	163	158	159	159	98	244	151	164
WORTHINGTON W-2 P-4	555	49	403	211	177	6	138	259	4	176	225	215	154	130	255	186	191	175	195	112	276	176	197
WORTHINGTON W-2 P-5	542	47	431	243	163	11	171	243	8	226	200	224	159	143	264	206	193	214	176	140	265	163	223
WORTHINGTON TWP.	222	16	179	108	64	3	86	90	2	99	79	111	51	63	107	88	75	88	76	59	110	84	75
<b>County Totals:</b>	<b>9430</b>	<b>722</b>	<b>6938</b>	<b>3857</b>	<b>2702</b>	<b>120</b>	<b>2832</b>	<b>3842</b>	<b>141</b>	<b>3214</b>	<b>3654</b>	<b>3806</b>	<b>2440</b>	<b>2313</b>	<b>4156</b>	<b>3195</b>	<b>3128</b>	<b>3103</b>	<b>3086</b>	<b>2188</b>	<b>4289</b>	<b>2850</b>	<b>3333</b>

<b>Redwood</b>																								
NORTH HERO TWP.	113	3	70	46	21	3	41	28	1	38	32	49	21	46	22	46	22	36	30	23	44	26	43	
REVERE	77	10	73	29	37	3	23	44	4	24	49	33	38	24	42	24	42	22	42	16	48	36	31	
SPRINGDALE TWP.	129	6	105	60	34	10	52	50	3	59	46	72	29	67	33	67	33	50	44	35	57	34	71	
WALNUT GROVE	403	35	349	193	136	10	154	184	10	156	189	206	127	149	172	149	172	146	168	97	225	169	161	
<b>County Totals:</b>	<b>722</b>	<b>54</b>	<b>597</b>	<b>328</b>	<b>228</b>	<b>26</b>	<b>270</b>	<b>306</b>	<b>18</b>	<b>277</b>	<b>316</b>	<b>360</b>	<b>215</b>	<b>286</b>	<b>269</b>	<b>286</b>	<b>269</b>	<b>254</b>	<b>284</b>	<b>171</b>	<b>374</b>	<b>265</b>	<b>306</b>	
<b>District 22A Total</b>	<b>18812</b>	<b>1272</b>	<b>14057</b>	<b>7733</b>	<b>5475</b>	<b>310</b>	<b>5745</b>	<b>7770</b>	<b>286</b>	<b>6112</b>	<b>7791</b>	<b>7571</b>	<b>5114</b>	<b>4677</b>	<b>8421</b>	<b>6276</b>	<b>6445</b>	<b>5983</b>	<b>6443</b>	<b>4139</b>	<b>8756</b>	<b>5853</b>	<b>7113</b>	
<b>% Of Voters</b>			<b>100</b>	<b>55.01</b>	<b>38.95</b>	<b>2.10</b>	<b>40.87</b>	<b>55.27</b>	<b>2.03</b>	<b>43.48</b>	<b>55.42</b>	<b>53.86</b>	<b>36.38</b>	<b>33.27</b>	<b>59.91</b>	<b>44.65</b>	<b>45.85</b>	<b>42.56</b>	<b>45.83</b>	<b>41.64</b>	<b>62.29</b>	<b>41.64</b>	<b>50.60</b>	

District 22B County Brown	VOTER REGISTRATION			U.S. SENATOR			U.S. REP. DISTRICT 2			STATE REP.			GOVERNOR & LT. GOV.		SECRETARY OF STATE		STATE AUDITOR		STATE TREASURER		ATTORNEY GENERAL		CONST. AMEND. 1	
	Persons registered as of 7:00 a.m. election day	Persons registered on election day	Total number of persons voting	IR ROD GRAMS	DFL ANN WYNIA	IP DEAN M. BARKLEY	IR GARY B. REVIER	DFL DAVID MINGE	IND STAN BENTZ	IR ELAINE HARDER	DFL JUDI BREDESEN	IND CLARK SCHMIDTKE	IR IRVINE H. CARLSON AND JOANNE E. BENSON	DFL JOHN MARTY AND NANCY LARSON	IR DICK KIMBLER	DFL JOAN ANDERSON GROWE	IR JUDI DUTCHER	DFL DONALD M. MOE	IR JAMES C. (JIM) OLSON	DFL MICHAEL A. McGRATH	IR SHARON ANDERSON	DFL HUBERT H. HUMPHREY III	YES	NO
ALBIN TWP.	210	5	135	84	48	2	55	76	2	65	55	11	64	58	47	82	59	67	60	65	34	91	66	66
BASHAW TWP.	165	5	116	85	25	4	67	43	5	80	24	9	87	25	55	57	76	38	66	36	40	67	49	65
COMFREY	253	16	191	114	67	4	65	115	8	106	65	16	107	72	64	112	88	81	84	81	59	114	96	87
MULLIGAN TWP.	170	5	123	71	43	5	48	67	4	53	58	5	48	58	36	80	43	70	46	65	31	81	49	67
STATELY TWP.	93	5	66	41	23	2	34	31	0	40	15	3	36	29	21	40	31	25	33	24	16	42	25	36
<b>County Totals:</b>	<b>891</b>	<b>36</b>	<b>631</b>	<b>395</b>	<b>206</b>	<b>17</b>	<b>269</b>	<b>332</b>	<b>19</b>	<b>344</b>	<b>217</b>	<b>44</b>	<b>342</b>	<b>242</b>	<b>223</b>	<b>371</b>	<b>297</b>	<b>281</b>	<b>289</b>	<b>271</b>	<b>180</b>	<b>395</b>	<b>285</b>	<b>321</b>

<b>Cottonwood</b>																								
AMBOY TWP.	135	5	104	71	32	1	57	45	1	73	22	9	66	32	47	55	68	33	61	41	48	52	37	67
AMO TWP.	102	2	70	47	23	0	30	39	1	49	19	2	40	27	26	39	35	28	31	31	16	49	35	34
BINGHAM LAKE	116	2	97	44	43	3	31	58	4	38	45	12	46	38	25	56	45	41	36	46	24	60	51	40
CARSON TWP.	212	12	166	130	35	1	92	69	3	128	34	3	99	42	82	76	114	42	84	52	65	75	44	118
COMFREY	6	1	6	1	5	0	0	6	0	1	5	0	1	5	1	5	2	4	2	4	1	5	4	2



DALE TWP.	114	5	76	49	25	2	32	38	3	40	33	3	36	34	17	54	38	34	22	46	17	52	36	39
DELTON TWP.	102	3	57	39	14	4	23	31	3	33	19	5	34	19	22	30	29	22	30	20	19	33	26	27
GERMANTOWN TWP.	149	8	105	86	18	1	70	29	3	80	19	4	83	18	59	44	75	23	70	23	49	43	27	74
GREAT BEND TWP.	281	9	170	83	78	5	58	106	5	72	87	9	83	79	52	111	70	86	65	92	45	110	93	70
HIGH-WATER TWP.	118	3	86	61	25	0	52	33	0	54	26	6	53	28	31	54	50	33	43	36	33	45	32	54
JEFFERS	279	6	181	100	74	3	75	100	3	89	82	5	82	88	50	124	78	90	69	101	48	122	85	84
LAKE SIDE TWP.	173	14	139	71	57	8	64	69	4	81	52	4	69	57	52	79	82	49	60	66	47	79	68	66
MIDWAY TWP.	210	7	153	110	41	0	83	63	5	111	36	3	81	44	89	57	96	41	85	40	61	67	48	101
MOUNTAIN LAKE P-1	651	55	521	360	135	8	299	200	4	377	111	28	235	125	277	200	322	145	234	149	191	207	115	383
MOUNTAIN LAKE P-2	432	43	328	213	86	9	164	130	8	224	69	24	169	79	152	137	197	82	166	86	123	138	61	228
MOUNTAIN LAKE TWP.	137	10	113	84	25	2	70	42	1	85	22	6	58	25	64	43	67	33	51	35	41	48	25	87
SELMA TWP.	147	3	102	69	29	2	44	55	2	65	23	12	64	30	47	51	56	40	54	35	35	55	52	48
SPRINGFIELD TWP.	112	5	65	35	26	3	25	37	3	44	17	4	29	22	27	37	34	27	20	28	20	33	23	41
STORDEN	193	3	133	82	44	5	74	53	3	82	44	6	74	47	51	76	78	45	72	44	48	80	67	61
STORDEN TWP.	127	2	84	55	27	0	45	38	1	52	29	2	44	30	39	43	53	28	42	32	27	46	34	48
WINDOM W-1 P-1	665	81	517	288	209	9	207	296	6	273	220	16	284	181	185	308	273	211	234	234	154	320	221	287
WINDOM W-1 P-2	725	65	559	314	233	6	230	317	8	328	214	14	310	201	196	340	323	210	265	260	164	365	280	274
WINDOM W-2 P-1	313	27	193	83	100	4	52	136	2	80	104	8	111	71	52	131	83	100	68	114	48	137	99	91
WINDOM W-2 P-2	924	95	677	320	336	11	233	426	9	305	341	26	347	286	203	445	330	316	255	359	164	474	339	319
<b>County Totals:</b>	<b>6423</b>	<b>466</b>	<b>4702</b>	<b>2795</b>	<b>1720</b>	<b>87</b>	<b>2110</b>	<b>2416</b>	<b>82</b>	<b>2764</b>	<b>1673</b>	<b>211</b>	<b>2498</b>	<b>1608</b>	<b>1846</b>	<b>2595</b>	<b>2598</b>	<b>1763</b>	<b>2119</b>	<b>1974</b>	<b>1488</b>	<b>2695</b>	<b>1902</b>	<b>2645</b>

<b>Jackson</b>																									
ALPHA	99	7	60	33	20	2	26	28	4	32	19	8	37	20	20	35	27	25	33	16	18	35	33	21	
BELMONT TWP.	184	4	137	78	53	4	46	85	2	75	50	8	80	51	49	82	65	65	57	67	41	86	58	74	
CHRISTIANIA TWP.	201	10	151	70	71	6	41	108	2	82	64	4	68	72	37	106	63	80	45	95	39	107	77	70	
DELAFIELD TWP.	177	14	145	78	63	3	46	94	0	75	65	3	83	52	50	88	76	58	61	68	43	95	69	71	
DES MOINES TWP.	208	11	130	76	51	0	50	78	1	72	47	9	73	47	42	81	65	55	59	60	46	80	55	70	
ENTERPRISE TWP.	165	13	124	79	43	0	42	76	1	79	32	13	79	37	44	73	63	46	63	49	34	82	48	66	
HERON LAKE	435	16	268	136	115	3	91	163	7	125	120	16	139	112	67	182	107	122	108	135	62	194	121	122	
HERON LAKE TWP.	244	6	166	101	52	6	74	83	6	93	63	7	66	61	61	91	80	63	60	76	44	91	68	89	
HUNTER TWP.	188	5	122	78	38	4	66	56	0	88	31	2	57	42	49	71	63	52	57	48	30	78	37	82	
JACKSON W-1 P-1	359	35	258	138	107	5	92	146	14	134	101	21	150	90	92	151	114	115	114	105	80	161	118	126	
JACKSON W-1 P-2	585	81	481	280	174	12	215	240	7	305	158	15	294	155	189	265	264	169	222	194	150	271	197	261	
JACKSON W-2 P-1	621	74	453	254	183	3	165	269	14	229	162	27	269	162	165	271	241	175	216	193	133	288	204	236	
JACKSON W-2 P-2	485	47	396	222	153	10	159	221	10	262	142	18	225	145	139	241	197	175	171	172	102	265	175	208	
KIMBALL TWP.	122	5	78	45	27	0	31	45	0	48	28	0	44	25	25	48	32	40	31	39	24	46	34	42	
LAKEFIELD P-1	526	37	376	184	171	7	136	221	12	196	163	12	194	143	121	236	169	171	146	188	90	254	160	200	
LAKEFIELD P-2	559	42	408	217	161	8	159	225	13	224	150	20	216	148	128	248	188	183	169	187	106	264	174	210	
MIDDLETOWN TWP.	161	3	127	79	42	1	48	76	2	64	54	8	71	49	26	86	42	67	44	67	25	90	49	70	
MINNEOTA TWP.	173	10	122	60	58	2	59	58	4	80	40	2	54	53	47	65	61	51	51	52	37	74	37	77	
OKABENA	126	9	94	48	36	4	34	51	4	46	43	2	43	41	20	71	43	44	35	49	20	66	43	49	
PETERSBURG TWP.	180	10	144	96	44	1	76	66	1	98	42	3	88	44	62	74	82	54	77	53	48	83	53	84	
ROST TWP.	149	3	110	68	38	2	55	50	4	72	34	2	47	36	46	63	62	43	51	51	41	59	37	72	
ROUND LAKE TWP.	140	6	85	47	35	1	36	48	0	52	31	0	49	24	26	58	47	37	40	39	28	53	38	45	
SIoux VALLEY TWP.	153	5	89	57	30	1	46	40	3	61	27	1	45	34	39	49	56	28	50	32	35	47	41	44	
WEIMER TWP.	113	5	85	47	35	1	33	47	1	45	39	1	50	27	26	54	40	37	32	43	23	56	34	48	
WEST HERON LAKE TWP.	115	6	84	44	38	2	30	54	2	45	39	1	47	32	23	58	34	45	27	51	21	61	30	52	
WILDER	48	1	40	11	27	1	10	30	0	16	19	5	17	22	8	30	15	22	11	24	10	25	22	18	
WISCONSIN TWP.	152	20	123	85	36	0	57	61	2	88	26	6	78	37	45	76	70	50	69	49	46	71	55	65	
<b>County Totals:</b>	<b>6668</b>	<b>485</b>	<b>4856</b>	<b>2711</b>	<b>1901</b>	<b>89</b>	<b>1923</b>	<b>2719</b>	<b>116</b>	<b>2786</b>	<b>1789</b>	<b>214</b>	<b>2663</b>	<b>1761</b>	<b>1646</b>	<b>2953</b>	<b>2366</b>	<b>2072</b>	<b>2099</b>	<b>2202</b>	<b>1376</b>	<b>3082</b>	<b>2067</b>	<b>2574</b>	

<b>Martin</b>																									
CEDAR TWP.	179	7	124	76	43	2	55	64	3	76	40	5	69	36	50	67	66	47	54	50	33	75	39	82	

CEYLON	259	10	189	82	85	10	55	116	12	60	68	58	104	70	54	120	78	86	70	89	47	120	110	63
DUNNELL	117	4	84	56	22	4	42	38	2	39	31	12	53	27	36	40	48	25	40	33	31	46	36	46
ELM CREEK TWP.	127	7	92	53	34	3	38	50	2	52	35	3	50	35	38	48	47	38	42	38	28	46	36	54
FOX LAKE TWP.	193	10	130	77	45	4	56	64	6	71	44	13	85	36	55	65	64	43	57	40	40	70	70	59
GALENA TWP.	181	5	136	78	51	6	50	82	2	72	53	11	84	42	52	77	65	62	64	58	50	77	59	74
JAY TWP.	161	5	133	87	38	4	68	61	2	81	41	10	98	32	63	63	70	49	71	45	56	67	45	82
LAKE BELT TWP.	155	9	100	50	43	4	35	63	1	44	31	22	56	35	31	61	47	41	44	47	39	59	46	49
LAKE FREMONT TWP.	137	4	97	69	25	1	48	45	4	64	23	10	67	27	47	44	54	35	48	39	35	48	41	54
MANYASKA TWP.	194	21	157	81	65	2	49	102	4	72	55	25	103	48	48	102	75	72	69	74	49	98	91	61
ORMSBY	43	1	29	17	11	0	7	19	1	11	11	7	17	11	9	17	10	15	13	11	10	18	12	16
SHEFBURN	642	41	507	275	202	16	191	291	16	221	220	56	287	194	185	291	233	223	223	233	148	324	265	228
TRIMONT	455	21	350	187	148	6	131	206	5	176	151	19	207	120	125	210	163	158	166	150	97	219	157	179
WELCOME	420	18	285	127	145	6	79	192	11	93	150	41	156	109	70	198	116	145	95	148	73	187	161	107
<b>County Totals:</b>	<b>3263</b>	<b>163</b>	<b>2413</b>	<b>1315</b>	<b>957</b>	<b>68</b>	<b>904</b>	<b>1393</b>	<b>71</b>	<b>1132</b>	<b>953</b>	<b>292</b>	<b>1436</b>	<b>822</b>	<b>863</b>	<b>1403</b>	<b>1136</b>	<b>1039</b>	<b>1056</b>	<b>1055</b>	<b>736</b>	<b>1454</b>	<b>1168</b>	<b>1154</b>

<b>Redwood</b>																									
LAMBERTON	524	0	398	248	128	11	230	156	7	266	111	16	262	119	166	213	221	144	218	135	155	202	125	256	
LAMBERTON TWP.	140	7	98	64	29	2	63	32	3	65	29	3	59	33	44	54	51	39	51	36	33	58	39	52	
<b>County Totals:</b>	<b>664</b>	<b>7</b>	<b>496</b>	<b>312</b>	<b>157</b>	<b>13</b>	<b>293</b>	<b>188</b>	<b>10</b>	<b>331</b>	<b>140</b>	<b>19</b>	<b>321</b>	<b>152</b>	<b>210</b>	<b>267</b>	<b>272</b>	<b>183</b>	<b>269</b>	<b>171</b>	<b>188</b>	<b>260</b>	<b>164</b>	<b>308</b>	

<b>Watowan</b>																									
ADRIAN TWP.	129	5	104	59	41	0	43	55	2	62	33	7	47	37	41	56	49	37	55	35	29	57	33	71	
BUTTERFIELD	318	8	203	108	74	9	97	95	6	108	71	23	105	67	78	108	102	83	104	75	71	110	73	128	
BUTTERFIELD TWP.	183	7	127	95	26	1	80	41	4	91	29	7	64	28	75	47	84	35	70	33	57	50	24	100	
DARFUR	71	5	56	32	20	3	28	27	0	33	13	10	31	23	24	30	27	24	27	21	19	34	34	22	
LONG LAKE TWP.	238	12	173	111	53	7	84	78	6	107	56	9	108	60	77	90	94	67	98	62	75	92	85	87	
NELSON TWP.	192	6	146	84	57	3	60	80	5	76	56	12	76	58	47	92	68	67	69	67	42	92	76	70	
ODIN	98	2	78	49	28	1	37	39	1	47	28	3	49	28	31	46	40	34	44	27	27	43	49	29	
ODIN TWP.	146	12	104	56	42	4	47	56	1	63	36	4	56	34	43	58	54	46	40	49	32	59	38	66	
ORMSBY	58	1	38	26	10	1	22	14	1	27	6	5	28	6	21	14	21	14	24	9	20	15	19	19	
ST. JAMES TWP.	195	9	146	87	50	7	60	84	1	78	57	9	75	66	51	90	66	72	65	62	46	88	69	76	
<b>County Totals:</b>	<b>1628</b>	<b>67</b>	<b>1175</b>	<b>707</b>	<b>401</b>	<b>36</b>	<b>558</b>	<b>569</b>	<b>27</b>	<b>692</b>	<b>385</b>	<b>89</b>	<b>639</b>	<b>407</b>	<b>488</b>	<b>631</b>	<b>605</b>	<b>479</b>	<b>596</b>	<b>440</b>	<b>418</b>	<b>640</b>	<b>500</b>	<b>668</b>	

District 22B Total	19537	1224	14273	8235	5342	310	6057	7617	325	8049	5157	869	7899	4922	5276	8220	7274	5817	6428	6113	4386	8526	6086	7670
% Of Voters			100	57.70	37.43	2.17	42.44	53.37	2.28	56.39	36.13	6.09	55.34	34.98	36.96	57.59	50.96	40.76	45.04	42.82	30.73	59.74	42.64	53.74
District 22 Total	38349	2496	28330	15968	10817	620	11802	15387	611	-	-	-	15470	10106	9953	16641	13550	12262	12411	12556	8525	17282	11939	14783
% Of Voters			100	56.36	38.18	2.19	41.66	54.31	2.16	-	-	-	54.61	35.67	35.13	58.74	47.83	43.28	43.81	44.32	30.09	61.00	42.14	52.18

	VOTER REGISTRATION		U.S. SENATOR		U.S. REP. DISTRICT 1		U.S. REP. DISTRICT 2		STATE REP.	GOVERNOR & LT. GOV.	SECRETARY OF STATE	STATE AUDITOR	STATE TREASURER	ATTORNEY GENERAL	CONST. AMEND. 1
	Persons registered as of 7:00 a.m. election day	Persons registered on election day	IR	U.S. SENATOR	IR	U.S. REP. DISTRICT 1	IR	U.S. REP. DISTRICT 2	IR	GOVERNOR & LT. GOV.	SECRETARY OF STATE	STATE AUDITOR	STATE TREASURER	ATTORNEY GENERAL	CONST. AMEND. 1
District 23A	171	4	116	95	16	3									
County Brown	184	11	142	124	15	2									
BURNSTOWN TWP.															
EDEN TWP.															

454  
(23A)

EVAN	53	5	41	25	15	1	-	-	16	22	1	18	22	23	18	10	27	14	20	15	16	14	23	29	10
HOME TWP.	374	15	260	210	41	6	-	-	173	81	2	198	57	183	48	134	108	174	61	156	65	126	101	121	135
MILFORD TWP.	461	12	306	218	73	13	-	-	152	142	10	203	90	205	85	133	154	177	101	185	85	115	162	166	130
NEW ULM W-1 P-1	942	50	624	344	233	29	-	-	273	319	25	346	262	394	185	238	347	321	239	304	241	197	372	288	317
NEW ULM W-1 P-2	948	79	612	346	216	28	-	-	261	324	21	330	269	389	193	229	364	302	268	308	248	183	384	313	279
NEW ULM W-2 P-1	945	54	601	326	209	36	-	-	225	318	30	311	263	363	184	192	352	253	262	273	245	151	385	299	268
NEW ULM W-2 P-2	836	43	480	262	183	18	-	-	169	276	20	236	220	300	145	153	296	204	232	207	213	117	323	248	209
NEW ULM W-3 P-1	1167	82	871	539	290	22	-	-	422	394	31	518	307	551	241	352	448	459	318	443	304	277	497	372	466
NEW ULM W-3 P-2	915	49	616	346	236	13	-	-	255	317	31	322	270	395	193	193	387	295	256	299	249	176	399	331	262
NEW ULM W-4 P-1	1020	38	682	398	254	16	-	-	305	345	23	383	280	423	189	266	379	345	281	338	265	222	400	349	321
NEW ULM W-4 P-2	1241	53	750	488	224	28	-	-	353	370	15	454	279	538	167	325	383	441	237	419	240	250	432	355	371
NORTH STAR TWP.	184	3	119	92	23	2	-	-	73	41	2	90	25	77	26	54	57	70	42	68	34	38	65	47	67
PRAIRIEVILLE TWP.	182	6	137	112	23	2	-	-	90	44	3	97	39	89	24	79	50	88	34	93	25	67	53	59	76
SLEEPY EYE W-1	970	60	596	396	171	11	-	-	289	274	17	373	193	387	156	268	281	309	217	309	187	212	299	266	287
SLEEPY EYE W-2	983	48	673	485	164	13	-	-	377	272	7	451	199	430	172	321	308	356	231	363	193	229	350	318	330
SPRINGFIELD W-1	566	41	362	233	114	6	-	-	188	158	7	237	116	243	99	150	191	183	145	184	132	113	214	143	200
SPRINGFIELD W-2	701	26	453	293	139	10	-	-	240	190	13	287	154	293	136	180	240	239	175	223	171	140	275	178	255
<b>County Totals:</b>	<b>12843</b>	<b>679</b>	<b>8441</b>	<b>5330</b>	<b>2639</b>	<b>259</b>	<b>-</b>	<b>-</b>	<b>4047</b>	<b>3951</b>	<b>265</b>	<b>5062</b>	<b>3088</b>	<b>5478</b>	<b>2303</b>	<b>3433</b>	<b>4457</b>	<b>4409</b>	<b>3176</b>	<b>4362</b>	<b>2954</b>	<b>2759</b>	<b>4826</b>	<b>3984</b>	<b>4125</b>

<b>Redwood</b>																										
BELVIEW	234	6	141	77	53	4	-	-	78	60	2	75	59	84	52	40	87	48	71	56	65	32	97	88	44	
BROOKVILLE TWP.	175	5	101	81	18	2	-	-	69	31	0	78	23	82	14	67	31	71	21	66	20	50	35	32	66	
CHARLESTOWN TWP.	160	5	113	81	25	5	-	-	72	37	3	86	27	69	31	57	47	71	31	64	31	40	54	43	64	
CLEMENTS	119	3	83	56	22	2	-	-	64	18	0	64	18	63	17	37	43	51	27	49	25	38	38	42	40	
DELHI	41	9	36	19	12	1	-	-	21	11	3	17	16	19	9	7	20	11	14	11	12	14	16	23	12	
DELHI TWP.	202	11	143	80	50	6	-	-	93	41	6	89	51	100	37	59	78	73	57	71	56	51	81	66	69	
HONNER TWP.	67	2	55	38	15	1	-	-	45	10	0	44	11	42	12	28	25	37	11	39	10	22	27	26	28	
KINTIRE TWP.	144	4	100	62	34	3	-	-	71	29	0	67	33	69	29	43	52	49	34	49	34	43	42	60	38	
MORGAN	514	27	393	304	76	6	-	-	280	103	7	300	88	287	90	212	164	250	117	235	110	160	194	208	170	
MORGAN TWP.	160	6	121	104	14	2	-	-	90	30	0	111	9	99	13	79	37	94	20	89	19	68	41	69	48	
NEW AVON TWP.	153	6	111	94	11	4	-	-	94	15	1	90	17	88	18	44	57	70	26	71	18	40	58	52	53	
NORTH REDWOOD	111	10	81	49	28	0	-	-	52	29	0	42	35	47	29	26	48	34	36	37	36	28	45	46	27	
PAXTON TWP. P-1	228	14	166	102	56	4	-	-	114	50	2	98	66	117	43	51	103	87	60	85	55	46	103	93	67	
PAXTON TWP. P-2	37	3	25	17	7	1	-	-	13	9	2	17	7	18	5	12	11	13	8	15	8	8	14	14	11	
REDWOOD FALLS W-1	951	64	672	451	182	16	-	-	491	167	8	467	194	486	144	320	322	408	205	393	192	268	342	337	312	
REDWOOD FALLS W-2	1087	52	794	517	237	29	-	-	576	201	11	573	215	595	174	350	409	463	268	454	245	291	431	388	373	
REDWOOD FALLS W-3	1053	0	779	515	226	24	-	-	560	198	14	565	208	548	195	319	417	404	283	414	247	245	448	397	328	
REDWOOD FALLS TWP.	156	1	107	85	18	3	-	-	91	15	1	80	26	90	13	60	44	75	24	75	19	55	41	47	53	
SANBORN	279	9	183	129	44	3	-	-	106	71	2	128	48	127	42	88	82	104	62	99	55	68	86	83	85	
SHERMAN TWP.	134	5	106	71	32	0	-	-	76	28	2	64	42	67	31	39	65	54	42	52	42	42	50	60	43	
SUNDOWN TWP.	151	4	99	73	25	1	-	-	88	27	3	67	29	56	25	44	50	58	32	46	31	25	49	32	65	
SWEDES FOREST TWP.	80	1	53	38	10	5	-	-	34	17	2	33	18	32	14	19	32	16	29	16	16	29	26	24	24	
THREE LAKES TWP.	143	7	101	76	18	4	-	-	75	22	4	77	24	73	18	47	45	65	26	67	23	46	46	57	44	
WANDA	67	8	55	31	17	3	-	-	39	15	1	35	19	32	21	19	31	25	21	27	17	18	34	20	28	
WILLOW LAKE TWP.	154	7	111	85	21	1	-	-	80	29	2	72	35	77	25	40	63	49	42	51	42	45	55	58	49	
<b>County Totals:</b>	<b>6600</b>	<b>269</b>	<b>4729</b>	<b>3235</b>	<b>1251</b>	<b>130</b>	<b>-</b>	<b>-</b>	<b>3352</b>	<b>1263</b>	<b>76</b>	<b>3339</b>	<b>1318</b>	<b>3367</b>	<b>1101</b>	<b>2107</b>	<b>2363</b>	<b>2696</b>	<b>1554</b>	<b>2644</b>	<b>1428</b>	<b>1759</b>	<b>2456</b>	<b>2367</b>	<b>2141</b>	
<b>District 23A Totals:</b>	<b>19443</b>	<b>948</b>	<b>13170</b>	<b>8565</b>	<b>3890</b>	<b>389</b>	<b>-</b>	<b>-</b>	<b>7399</b>	<b>5214</b>	<b>341</b>	<b>8401</b>	<b>4406</b>	<b>8845</b>	<b>3404</b>	<b>5540</b>	<b>6820</b>	<b>7105</b>	<b>4730</b>	<b>7006</b>	<b>4382</b>	<b>4518</b>	<b>7282</b>	<b>6351</b>	<b>6266</b>	
<b>% Of Voters</b>			<b>100</b>	<b>65.03</b>	<b>29.54</b>	<b>2.95</b>	<b>-</b>	<b>-</b>	<b>56.18</b>	<b>39.59</b>	<b>2.59</b>	<b>63.79</b>	<b>33.45</b>	<b>67.16</b>	<b>25.85</b>	<b>42.07</b>	<b>51.78</b>	<b>53.95</b>	<b>35.91</b>	<b>53.20</b>	<b>33.27</b>	<b>34.31</b>	<b>55.29</b>	<b>48.22</b>	<b>47.58</b>	

	VOTER REGISTRATION			U.S. SENATOR			U.S. REP. DISTRICT 1		U.S. REP. DISTRICT 2		STATE REP.		GOVERNOR & LT. GOV.		SECRETARY OF STATE		STATE AUDITOR		STATE TREASURER		ATTORNEY GENERAL		CONST. AMEND. 1		
	Persons registered as of 7:00 a.m. election day	Persons registered on election day	Total number of persons voting	IR	DFL	IP	IR	DFL	IR	DFL	IND	IR	DFL	IR	DFL	IR	DFL	IR	DFL	IR	DFL	IR	DFL	YES	NO
<b>District 23B</b>																									
<b>County Blue Earth</b>																									
BUTTERNUT VALLEY TWP.	212	11	149	78	63	7	64	83	.	.	.	68	77	80	58	46	100	78	66	69	71	41	100	63	78
CAMBRIA TWP.	160	5	102	56	42	4	49	53	.	.	.	49	52	52	41	41	57	54	42	44	46	29	66	57	40
JUDSON TWP.	382	22	315	195	102	10	182	129	.	.	.	186	118	221	62	149	147	173	111	164	110	117	165	168	132
<b>County Totals:</b>	<b>754</b>	<b>38</b>	<b>566</b>	<b>329</b>	<b>207</b>	<b>21</b>	<b>295</b>	<b>264</b>	<b>-</b>	<b>-</b>	<b>-</b>	<b>303</b>	<b>247</b>	<b>353</b>	<b>161</b>	<b>236</b>	<b>304</b>	<b>305</b>	<b>219</b>	<b>277</b>	<b>227</b>	<b>187</b>	<b>331</b>	<b>288</b>	<b>250</b>
<b>Brown</b>																									
COBDEN	33	2	19	12	6	1	.	.	9	10	0	12	6	11	8	7	9	8	8	9	7	8	10	10	8
COTTONWOOD TWP.	523	19	324	213	92	11	.	.	156	153	11	168	146	213	90	115	189	155	142	176	115	100	199	178	138
HANSKA	301	7	191	69	102	9	.	.	41	137	7	57	128	89	97	36	142	52	121	63	108	45	138	122	60
LAKE HANSKA TWP.	219	9	110	56	48	6	.	.	40	67	2	42	65	67	40	29	73	38	62	47	49	28	73	41	66
LEAVENWORTH TWP.	198	13	120	78	37	2	.	.	67	49	3	58	57	74	41	53	61	60	51	59	49	49	62	52	62
LINDEN TWP.	226	9	137	65	67	3	.	.	42	93	0	45	90	62	60	41	92	52	78	53	73	36	94	57	75
SIGEL TWP.	261	7	168	114	43	8	.	.	83	83	2	94	73	111	49	61	101	80	76	78	69	42	108	87	76
STARK TWP.	225	10	173	127	37	5	.	.	96	72	3	115	55	110	46	91	74	98	59	96	48	73	79	67	95
<b>County Totals:</b>	<b>1986</b>	<b>76</b>	<b>1242</b>	<b>734</b>	<b>432</b>	<b>45</b>	<b>-</b>	<b>-</b>	<b>534</b>	<b>664</b>	<b>28</b>	<b>591</b>	<b>620</b>	<b>737</b>	<b>431</b>	<b>433</b>	<b>741</b>	<b>543</b>	<b>597</b>	<b>581</b>	<b>518</b>	<b>381</b>	<b>763</b>	<b>614</b>	<b>580</b>
<b>McLeod</b>																									
BROWNTON	384	29	248	164	59	17	.	.	141	94	9	150	89	160	71	109	125	137	88	125	84	94	133	135	98
GLENCOE P-1	703	60	549	334	162	33	.	.	256	260	19	290	239	408	103	201	318	295	206	272	193	157	333	311	209
GLENCOE P-2	684	45	512	276	174	38	.	.	228	253	16	230	257	347	128	170	298	243	209	223	186	168	285	289	194
GLENCOE P-3	674	62	521	278	194	35	.	.	227	266	24	260	255	356	142	186	302	253	222	225	222	141	325	299	203
GLENCOE P-4	642	39	425	253	134	24	.	.	219	186	12	219	192	299	107	144	258	228	165	207	164	133	245	245	163
GLENCOE TWP.	368	14	285	171	80	29	.	.	138	132	12	153	125	205	60	111	161	140	119	124	115	94	163	162	112
PENN TWP.	182	5	107	82	20	2	.	.	67	35	3	63	43	79	20	57	47	68	30	67	29	45	54	43	61
ROUND GROVE TWP.	166	7	103	70	22	8	.	.	59	40	4	54	46	65	33	50	48	54	40	55	34	40	57	55	43
SUMTER TWP.	252	28	194	140	39	12	.	.	111	74	8	116	69	148	34	93	90	112	64	111	53	84	92	101	91
<b>County Totals:</b>	<b>4055</b>	<b>289</b>	<b>2944</b>	<b>1768</b>	<b>884</b>	<b>198</b>	<b>-</b>	<b>-</b>	<b>1446</b>	<b>1340</b>	<b>107</b>	<b>1535</b>	<b>1315</b>	<b>2067</b>	<b>698</b>	<b>1121</b>	<b>1647</b>	<b>1530</b>	<b>1143</b>	<b>1409</b>	<b>1080</b>	<b>956</b>	<b>1687</b>	<b>1640</b>	<b>1174</b>
<b>Nicollet</b>																									
BERNADOTTE TOWNSHIP	190	17	166	96	58	8	.	.	66	94	5	99	65	90	62	54	105	81	79	72	80	39	113	86	76
BRIGHTON TOWNSHIP	97	1	76	45	22	6	.	.	30	41	4	45	30	44	25	28	42	34	33	34	30	22	42	37	37
CITY OF COURTLAND	259	14	186	119	51	9	.	.	87	86	6	105	73	119	54	64	107	98	73	84	78	56	112	109	69
COURTLAND TOWNSHIP	372	32	293	207	68	12	.	.	164	114	9	178	106	187	81	129	144	163	101	167	90	95	170	163	122
GRANBY TOWNSHIP	179	4	126	86	37	0	.	.	69	54	1	82	43	70	37	61	58	70	46	66	39	43	62	50	68
CITY OF LAFAYETTE	310	13	236	130	82	9	.	.	79	136	11	116	114	157	67	73	145	112	91	102	102	79	138	114	107
LAFAYETTE TOWNSHIP	466	19	351	214	110	15	.	.	148	183	11	197	146	201	121	125	197	156	153	182	132	107	212	180	161
LAKE PRAIRIE TOWNSHIP	452	22	343	190	129	14	.	.	168	165	3	192	145	174	110	142	187	161	157	151	146	84	208	164	166
NEW SWEDEN TOWNSHIP	224	6	184	106	64	12	.	.	85	94	4	95	85	90	58	77	96	101	66	92	63	65	92	82	94

CITY OF NICOLLET	510	26	370	248	105	7	-	-	195	154	9	233	130	234	93	162	186	210	126	202	125	124	205	197	157	
NICOLLET TOWNSHIP	358	9	251	168	64	13	-	-	135	103	6	177	68	151	59	124	108	149	75	133	75	84	130	136	101	
RIDGELY TOWNSHIP	66	3	53	33	16	4	-	-	27	23	3	33	18	33	16	23	29	33	17	27	18	14	35	39	12	
WEST NEWTON TOWNSHIP	286	0	218	156	46	9	-	-	95	103	14	143	69	152	49	76	127	101	89	106	70	62	129	119	93	
<b>County Totals:</b>	<b>3769</b>	<b>166</b>	<b>2853</b>	<b>1798</b>	<b>852</b>	<b>118</b>	<b>-</b>	<b>-</b>	<b>1348</b>	<b>1350</b>	<b>86</b>	<b>1695</b>	<b>1092</b>	<b>1702</b>	<b>832</b>	<b>1138</b>	<b>1531</b>	<b>1469</b>	<b>1106</b>	<b>1418</b>	<b>1048</b>	<b>874</b>	<b>1648</b>	<b>1476</b>	<b>1263</b>	
<b>Sibley</b>																										
ALFSBORG TWP.	197	9	144	83	52	4	-	-	57	83	3	69	74	91	41	51	84	73	62	62	68	49	82	68	74	
ARLINGTON	1127	39	787	489	244	26	-	-	376	373	25	404	371	530	223	305	433	400	312	397	297	276	444	460	304	
ARLINGTON TWP.	383	15	266	163	82	15	-	-	118	138	7	120	142	172	77	100	148	138	107	132	102	88	151	139	117	
BISMARCK TWP.	140	7	94	65	21	4	-	-	56	34	2	46	45	68	20	40	44	58	25	50	25	31	48	45	41	
CORNISH TWP.	163	12	115	73	36	3	-	-	52	59	2	53	60	68	36	38	71	58	47	58	44	37	71	51	62	
DRYDEN TWP.	279	9	191	126	59	4	-	-	79	107	2	103	87	130	49	81	101	107	72	103	70	77	96	98	88	
GAYLORD	1119	57	771	453	255	34	-	-	284	455	20	344	417	501	224	297	431	400	299	382	295	270	423	367	360	
GIBBON	482	30	360	234	113	5	-	-	165	173	13	182	169	220	113	140	187	169	136	164	141	115	197	180	159	
GRAFTON TWP.	166	10	118	80	33	4	-	-	51	64	0	73	42	81	33	50	62	63	43	64	37	35	66	57	58	
GREEN ISLE	205	3	132	73	45	11	-	-	57	69	2	55	74	80	47	43	77	62	56	56	59	45	74	83	45	
GREEN ISLE TWP.	348	10	207	145	45	9	-	-	122	78	5	128	74	136	55	115	84	131	57	122	56	101	89	96	102	
HENDERSON	429	23	268	140	106	15	-	-	103	147	9	132	126	148	97	90	152	116	119	117	114	84	158	146	111	
HENDERSON TWP.	320	25	223	157	54	8	-	-	119	90	6	130	81	166	46	110	98	128	71	118	73	75	121	112	99	
JESSENLAND TWP.	271	17	181	92	62	16	-	-	69	104	5	64	108	118	52	57	104	78	78	69	77	48	114	102	72	
KELSO TWP.	217	6	163	110	42	7	-	-	88	64	7	90	70	116	30	76	78	105	38	98	46	63	81	75	80	
MOLTKE TWP.	192	6	145	99	33	8	-	-	75	59	3	85	55	74	50	61	73	73	52	75	51	52	76	49	88	
NEW AUBURN	198	23	143	90	41	4	-	-	58	71	10	63	77	88	38	59	70	63	59	64	56	46	81	85	50	
NEW AUBURN TWP.	257	11	145	106	31	5	-	-	70	69	5	81	60	88	31	65	70	79	49	72	49	40	82	62	76	
SEVERANCE TWP.	171	7	118	81	26	9	-	-	61	45	9	56	58	71	33	45	60	58	46	61	45	44	67	52	60	
SIBLEY TWP.	189	8	131	88	33	10	-	-	48	77	4	57	72	82	42	46	77	73	46	73	48	48	74	71	59	
TRANSIT TWP.	180	2	118	75	38	3	-	-	47	65	4	64	52	72	39	47	64	57	51	50	52	39	67	62	46	
WASHINGTON LAKE TWP.	313	6	193	130	48	10	-	-	99	86	6	105	83	133	55	91	97	109	76	111	68	88	94	108	79	
WINTHROP	745	37	496	318	152	14	-	-	247	225	10	267	221	338	121	219	246	278	176	263	179	181	265	245	228	
<b>County Totals:</b>	<b>8091</b>	<b>372</b>	<b>5509</b>	<b>3470</b>	<b>1651</b>	<b>228</b>	<b>-</b>	<b>-</b>	<b>2501</b>	<b>2735</b>	<b>159</b>	<b>2771</b>	<b>2618</b>	<b>3571</b>	<b>1552</b>	<b>2226</b>	<b>2911</b>	<b>2876</b>	<b>2077</b>	<b>2761</b>	<b>2052</b>	<b>1932</b>	<b>3021</b>	<b>2813</b>	<b>2458</b>	
<b>District 23B Total</b>	<b>18655</b>	<b>941</b>	<b>13114</b>	<b>8099</b>	<b>4026</b>	<b>610</b>	<b>295</b>	<b>264</b>	<b>5829</b>	<b>6089</b>	<b>380</b>	<b>6895</b>	<b>5892</b>	<b>8430</b>	<b>3674</b>	<b>5154</b>	<b>7134</b>	<b>6723</b>	<b>5142</b>	<b>6446</b>	<b>4925</b>	<b>4330</b>	<b>7450</b>	<b>6831</b>	<b>5725</b>	
<b>% Of Voters</b>			<b>100</b>	<b>61.76</b>	<b>30.70</b>	<b>4.65</b>	<b>2.25</b>	<b>2.01</b>	<b>44.45</b>	<b>46.43</b>	<b>2.90</b>	<b>52.58</b>	<b>44.93</b>	<b>64.28</b>	<b>28.02</b>	<b>39.30</b>	<b>54.40</b>	<b>51.27</b>	<b>39.21</b>	<b>49.15</b>	<b>37.56</b>	<b>33.02</b>	<b>56.81</b>	<b>52.09</b>	<b>43.66</b>	
<b>District 23 Total</b>	<b>38098</b>	<b>1889</b>	<b>26284</b>	<b>16664</b>	<b>7916</b>	<b>999</b>	<b>295</b>	<b>264</b>	<b>13228</b>	<b>11303</b>	<b>721</b>	<b>-</b>	<b>-</b>	<b>17275</b>	<b>7078</b>	<b>10694</b>	<b>13954</b>	<b>13828</b>	<b>9872</b>	<b>13452</b>	<b>9307</b>	<b>8848</b>	<b>14732</b>	<b>13182</b>	<b>11991</b>	
<b>% Of Voters</b>			<b>100</b>	<b>63.40</b>	<b>30.12</b>	<b>3.80</b>	<b>1.12</b>	<b>1.00</b>	<b>50.33</b>	<b>43.00</b>	<b>2.74</b>	<b>-</b>	<b>-</b>	<b>65.72</b>	<b>26.93</b>	<b>40.69</b>	<b>53.09</b>	<b>52.61</b>	<b>37.56</b>	<b>51.18</b>	<b>35.41</b>	<b>33.66</b>	<b>56.05</b>	<b>50.15</b>	<b>45.62</b>	

VOTER REGISTRATION	U.S. SENATOR	DISTRICT 1	U.S. REP. DISTRICT 2	STATE REP.	GOVERNOR & LT. GOV.	SECRETARY OF STATE	STATE AUDITOR	STATE TREASURER	ATTORNEY GENERAL	CONST. AMEND. 1
--------------------	--------------	------------	----------------------	------------	---------------------	--------------------	---------------	-----------------	------------------	-----------------

<b>District 24A</b>	Persons registered as of 7:00 a.m. election day	Persons registered on election day	Total number of persons voting	IR ROD GRAMS	DFL ANN WYNIA	IP DEAN M. BARKLEY	IR GIL GUTKNECHT	DFL JOHN C. HOTTINGER	IR GARY B. REVIER	DFL DAVID MINGE	IND. STAN BENTZ	IR JOE TRAUGER	DFL JOHN DORN	IR ARNE H. CARLSON AND JOANNE E. BENSON	DFL JOHN MARY AND NANCY LARSON	IR DICK KIMBLER	DFL JOAN ANDERSON GROWE	IR JUDI DUTCHER	DFL DONALD M. MOE	IR JAMES C. (JIM) OLSON	DFL MICHAEL A. McGRATH	IR SHARON ANDERSON	DFL HUBERT H. HUMPHREY III	YES	NO
<b>County</b>																									
<b>Blue Earth</b>	338	14	190	101	76	8	81	105	-	-	-	76	111	90	84	61	118	78	93	79	83	50	124	102	84
MANKATO CITY P-02	1770	138	1020	440	518	25	413	589	-	-	-	360	645	415	489	296	653	353	549	331	538	216	700	541	443
MANKATO CITY P-03	1377	88	940	489	398	24	457	473	-	-	-	387	542	475	363	329	562	424	437	376	434	221	625	478	429
MANKATO CITY P-04																									
MANKATO CITY P-05	1055	103	532	270	224	15	246	268	-	-	-	230	295	226	215	212	283	242	224	204	220	138	297	276	233

MANKATO CITY P-06	1683	184	849	333	437	39	325	506	-	-	-	317	514	409	363	259	516	340	388	287	403	212	523	427	377
MANKATO CITY P-07	1120	108	670	336	301	19	315	350	-	-	-	276	385	359	259	264	381	318	294	272	306	185	403	427	315
MANKATO CITY P-08	653	27	469	251	187	13	231	232	-	-	-	194	270	248	156	172	271	223	202	193	209	127	288	221	224
MANKATO CITY P-09	1678	112	1115	581	458	42	546	562	-	-	-	471	638	627	402	401	667	573	468	504	498	330	699	526	563
MANKATO CITY P-10	394	73	121	65	48	3	54	66	-	-	-	61	58	58	50	44	64	53	51	58	48	37	70	71	47
MANKATO CITY P-11	729	0	456	208	211	21	203	249	-	-	-	176	276	240	173	140	293	206	195	173	214	108	306	243	202
MANKATO CITY P-12	1726	114	1191	595	524	45	567	615	-	-	-	566	614	644	448	434	703	579	512	499	544	348	740	614	529
MANKATO CITY P-13	855	86	447	160	241	25	160	277	-	-	-	160	283	219	185	110	239	169	209	142	221	92	307	237	191
MANKATO CITY P-14	903	107	521	251	227	18	237	272	-	-	-	251	258	290	188	172	310	248	211	225	220	138	330	247	260
MANKATO CITY P-15	1463	298	328	171	123	10	160	143	-	-	-	173	129	166	109	119	148	148	112	131	119	95	190	184	123
MANKATO CITY P-16	584	35	379	179	175	15	178	195	-	-	-	154	221	181	155	129	224	177	166	154	163	84	248	138	226
MANKATO CITY P-17	456	48	367	186	165	9	173	191	-	-	-	171	189	234	112	146	208	215	121	170	147	103	217	190	166
MANKATO CITY P-18	1567	226	437	193	207	27	177	252	-	-	-	192	334	211	180	147	259	196	191	177	189	127	267	247	178
MANKATO CITY P-19	223	24	100	50	42	3	45	54	-	-	-	25	63	49	40	31	61	37	53	35	48	26	62	56	40
SKYLINE CITY	253	5	194	118	61	10	115	79	-	-	-	108	86	123	61	96	95	117	64	98	68	62	112	97	89
SOUTH BEND TWP.	833	62	573	282	243	23	256	307	-	-	-	241	316	299	229	199	334	249	265	228	266	137	377	317	241
<b>County Totals:</b>	<b>19660</b>	<b>1852</b>	<b>10899</b>	<b>5259</b>	<b>4866</b>	<b>394</b>	<b>4939</b>	<b>5785</b>	<b>-</b>	<b>-</b>	<b>-</b>	<b>4599</b>	<b>6127</b>	<b>5563</b>	<b>4261</b>	<b>3761</b>	<b>6449</b>	<b>4945</b>	<b>4805</b>	<b>4336</b>	<b>4938</b>	<b>2836</b>	<b>6885</b>	<b>5539</b>	<b>4960</b>

<b>Nicollet</b>																										
MANKATO W-2 P-30	0	0	0	0	0	0	-	-	0	0	0	0	0	0	0	0	0	0	0	0	0	0	0	0	0	0
<b>County Totals:</b>	<b>0</b>	<b>0</b>	<b>0</b>	<b>0</b>	<b>0</b>	<b>0</b>	<b>-</b>	<b>-</b>	<b>0</b>	<b>0</b>	<b>0</b>	<b>0</b>	<b>0</b>	<b>0</b>	<b>0</b>	<b>0</b>	<b>0</b>	<b>0</b>	<b>0</b>	<b>0</b>	<b>0</b>	<b>0</b>	<b>0</b>	<b>0</b>	<b>0</b>	
<b>District 24A Total</b>	<b>19660</b>	<b>1852</b>	<b>10899</b>	<b>5259</b>	<b>4866</b>	<b>394</b>	<b>4939</b>	<b>5785</b>	<b>0</b>	<b>0</b>	<b>0</b>	<b>4599</b>	<b>6127</b>	<b>5563</b>	<b>4261</b>	<b>3761</b>	<b>6449</b>	<b>4945</b>	<b>4805</b>	<b>4336</b>	<b>4938</b>	<b>2836</b>	<b>6885</b>	<b>5539</b>	<b>4960</b>	
<b>% Of Voters</b>			<b>100</b>	<b>48.25</b>	<b>44.65</b>	<b>3.62</b>	<b>45.32</b>	<b>53.08</b>	<b>0.00</b>	<b>0.00</b>	<b>0.00</b>	<b>42.20</b>	<b>56.22</b>	<b>51.04</b>	<b>39.10</b>	<b>34.51</b>	<b>59.17</b>	<b>45.37</b>	<b>44.09</b>	<b>39.78</b>	<b>45.31</b>	<b>26.02</b>	<b>63.17</b>	<b>50.82</b>	<b>45.51</b>	

VOTER REGISTRATION	U.S. SENATOR	DISTRICT 1	U.S. REP. DISTRICT 2	STATE REP.	GOVERNOR & LT. GOV.	SECRETARY OF STATE	STATE AUDITOR	STATE TREASURER	ATTORNEY GENERAL	CONST. AMEND. 1
--------------------	--------------	------------	----------------------	------------	---------------------	--------------------	---------------	-----------------	------------------	-----------------

<b>District 24B</b>	Persons registered as of 7:00 a.m. election day	Persons registered on election day	Total number of persons voting	IR ROD GRAMS	DFL ANN WYNIA	IP DEAN M. BARKLEY	IR GIL GUTKNECHT	DFL JOHN C. HOTTINGER	IR GARY B. REVIER	DFL DAVID MINGE	IND STAN BENTZ	IR MICHAEL LAPORTE	DFL DON OSTROM	IR ARNE H. CARLSON AND JOANNE E. BENSON	DFL JOHN MARTY AND NANCY LARSON	IR DICK KIMBLER	DFL JOAN ANDERSON GROWE	IR JUDI DUTCHER	DFL DONALD M. MOE	IR JAMES C. (JIM) OLSON	DFL MICHAEL A. McGRATH	IR SHARON ANDERSON	DFL HUBERT H. HUMPHREY III	YES	NO
County Blue Earth	79	56	515	303	176	24	282	228	-	-	-	242	262	291	166	209	274	276	193	263	187	174	281	269	225
LIME TWP.	78	8	40	18	16	2	17	21	-	-	-	18	19	17	14	14	21	14	20	16	16	9	21	24	13
MANKATO CITY P-01	1320	76	929	549	313	33	509	408	-	-	-	449	464	582	263	408	474	516	338	500	327	355	500	453	440
<b>County Totals:</b>	<b>2177</b>	<b>140</b>	<b>1484</b>	<b>870</b>	<b>505</b>	<b>59</b>	<b>808</b>	<b>657</b>	<b>-</b>	<b>-</b>	<b>-</b>	<b>709</b>	<b>745</b>	<b>890</b>	<b>443</b>	<b>631</b>	<b>769</b>	<b>806</b>	<b>551</b>	<b>779</b>	<b>530</b>	<b>538</b>	<b>802</b>	<b>746</b>	<b>678</b>

<b>Le Sueur</b>																										
CLEVELAND	394	37	308	164	113	18	151	149	-	-	-	100	198	180	97	104	180	132	144	127	144	74	207	171	133	
CLEVELAND TWP.	374	23	309	160	120	21	142	162	-	-	-	119	181	143	142	96	197	122	150	101	165	72	198	165	137	
KASOTA	393	24	242	107	116	7	87	151	-	-	-	77	159	108	106	62	161	80	132	68	148	54	168	139	96	
KASOTA TWP.	820	59	597	316	247	22	279	310	-	-	-	228	361	306	243	198	373	273	283	245	297	158	387	328	257	
LE SUEUR W-1	1182	71	840	476	308	36	-	-	407	387	20	361	460	527	253	326	467	434	337	401	345	245	513	453	360	
LE SUEUR W-2	956	72	568	329	199	25	-	-	255	286	15	239	318	368	165	211	333	281	237	256	252	153	368	321	231	
OTTAWA TWP.	220	7	158	90	60	4	-	-	76	79	2	71	84	119	34	65	90	88	61	75	69	47	97	86	65	
WASHINGTON TWP.	502	32	389	231	140	11	220	167	-	-	-	175	207	222	140	171	206	201	167	191	171	131	225	222	159	
<b>County Totals:</b>	<b>4841</b>	<b>325</b>	<b>3411</b>	<b>1873</b>	<b>1303</b>	<b>144</b>	<b>879</b>	<b>939</b>	<b>738</b>	<b>752</b>	<b>37</b>	<b>1370</b>	<b>1968</b>	<b>1973</b>	<b>1180</b>	<b>1233</b>	<b>2007</b>	<b>1611</b>	<b>1511</b>	<b>1464</b>	<b>1591</b>	<b>934</b>	<b>2163</b>	<b>1885</b>	<b>1438</b>	

Nicollet		661	27	446	279	150	5	242	197	-	-	-	186	246	264	139	185	236	237	165	223	167	151	249	252	186	
BELGRADE TOWNSHIP																											
NO MANKATO PRECINCT 1-A		685	29	455	211	208	20	208	237	-	-	-	163	284	219	200	139	292	195	221	165	235	105	315	254	191	
NO MANKATO PRECINCT 1-B		807	58	487	226	230	15	212	265	-	-	-	192	285	246	188	169	290	210	230	201	230	141	304	243	231	
NO MANKATO PRECINCT 2-A		712	52	490	236	220	18	227	255	-	-	-	175	298	229	212	147	315	212	238	176	255	131	317	239	228	
NO MANKATO PRECINCT 2-B		763	51	495	222	247	19	193	295	-	-	-	159	329	245	212	130	336	193	263	181	252	109	349	250	232	
NO MANKATO PRECINCT 3-A		967	51	653	349	268	25	329	317	-	-	-	308	334	420	186	255	373	365	246	324	265	196	401	332	311	
NO MANKATO PRECINCT 3-B		779	78	480	272	182	23	242	234	-	-	-	213	255	303	135	191	272	267	186	249	185	149	295	283	192	
NO MANKATO PRECINCT 4-A		744	35	563	341	188	23	316	241	-	-	-	294	259	363	159	261	279	340	179	295	203	206	291	286	257	
NO MANKATO PRECINCT 4-B		407	36	294	166	114	4	148	141	-	-	-	141	147	159	108	131	146	162	108	139	119	87	178	136	155	
NO MANKATO PRECINCT 5-A		349	32	118	54	56	4	45	72	-	-	-	40	76	56	48	35	74	49	58	42	60	27	79	62	53	
NO MANKATO PRECINCT 5-B		668	66	463	261	169	21	240	221	-	-	-	233	220	313	123	210	237	259	166	238	177	165	256	232	221	
OSHAWA TOWNSHIP		316	18	246	115	112	11	-	-	86	147	8	84	158	135	99	65	171	107	120	87	128	63	165	124	112	
ST PETER W-1 P-1		1649	125	1119	496	541	41	-	-	353	714	27	335	756	548	485	304	736	423	579	406	554	250	756	574	509	
ST PETER W-1 P-2		1211	71	894	460	380	35	-	-	358	491	26	308	574	494	317	310	539	429	391	396	397	224	591	419	453	
ST PETER W-2 P-1		1060	97	410	158	225	16	-	-	112	282	6	114	284	208	161	109	274	138	225	126	221	71	300	185	203	
ST PETER W-2 P-2		1687	159	829	316	448	32	-	-	224	545	25	202	597	357	395	216	548	279	435	273	420	195	554	381	419	
TRAVERSE TOWNSHIP		204	7	149	77	58	8	-	-	61	81	5	66	80	76	45	55	87	68	64	67	66	43	91	88	55	
<b>County Totals:</b>		<b>13669</b>	<b>992</b>	<b>8591</b>	<b>4239</b>	<b>3796</b>	<b>320</b>	<b>2402</b>	<b>2475</b>	<b>1194</b>	<b>2260</b>	<b>97</b>	<b>3213</b>	<b>5182</b>	<b>4635</b>	<b>3212</b>	<b>2912</b>	<b>5205</b>	<b>3933</b>	<b>3874</b>	<b>3588</b>	<b>3934</b>	<b>2313</b>	<b>5491</b>	<b>4340</b>	<b>4008</b>	
District 24B Total:		20687	1457	13486	6982	5604	523	4089	4071	1932	3012	134	5292	7895	7498	4834	4776	7981	6350	5936	5831	6055	3785	8456	6971	6124	
% Of Voters				100	51.77	41.55	3.88	30.32	30.19	14.33	22.33	1.00	39.24	58.54	55.60	35.85	35.41	59.18	47.09	44.02	43.24	44.90	28.07	62.70	51.69	45.41	
District 24 Total:		40347	3309	24385	12241	10470	917	9028	9856	1932	3012	134	-	-	13061	9096	10339	12242	11295	10741	10167	10993	6621	15341	12510	11084	
% Of Voters				100	50.20	42.94	3.76	37.02	40.42	7.92	12.35	0.55	-	-	53.56	37.30	42.40	50.20	46.32	44.05	41.69	45.08	27.15	62.91	51.30	45.45	

District 25A County Dakota	Persons registered as of 7:00 a.m. election day	Persons registered on election day	Total number of persons voting	VOTER REGISTRATION		U.S. SENATOR		U.S. REP. DISTRICT 1		U.S. REP. DISTRICT 2		STATE REP.		GOVERNOR & LT. GOV.		SECRETARY OF STATE		STATE AUDITOR		STATE TREASURER		ATTORNEY GENERAL		CONST. AMEND. 1	
				IR ROD GRAMS	DFL ANN WYNIA	IP DEAN M. BARKLEY	IR GIL GUTKNECHT	DFL JOHN C. HOTTINGER	IR GARY B. REVIER	DFL DAVID MINGE	IND STAN BENTZ	IR JOHN TUMA	DFL KAY BROWN	IR ARNE H. CARLSON AND JOANNE E. BENSON	DFL JOHN MARTY AND NANCY LARSON	IR DICK KIMBLER	DFL JOAN ANDERSON GROWE	IR JUDI DUTCHER	DFL DONALD M. MOE	IR JAMES C. (JIM) OLSON	DFL MICHAEL A. McGRATH	IR SHARON ANDERSON	DFL HUBERT H. HUMPHREY III	YES	NO
NORTHFIELD W-3 P-3	153	13	117	57	55	4	57	57	-	-	-	74	42	73	37	46	66	53	49	45	47	18	73	39	75
<b>County Totals:</b>	<b>153</b>	<b>13</b>	<b>117</b>	<b>57</b>	<b>55</b>	<b>4</b>	<b>57</b>	<b>57</b>	<b>-</b>	<b>-</b>	<b>-</b>	<b>74</b>	<b>42</b>	<b>73</b>	<b>37</b>	<b>46</b>	<b>66</b>	<b>53</b>	<b>49</b>	<b>45</b>	<b>47</b>	<b>18</b>	<b>73</b>	<b>39</b>	<b>75</b>

Le Sueur		45	1	24	8	12	2	-	-	1	20	3	14	9	6	16	2	18	2	16	5	16	3	18	21	2	
HEIDELBERG																											
LANESBURGH TWP. P-1		342	20	172	98	55	11	86	78	-	-	-	98	72	109	55	50	110	76	84	75	82	47	106	105	64	
LANESBURGH TWP. P-2		535	65	403	243	130	27	-	-	179	204	10	269	131	242	130	166	219	203	173	185	178	126	217	235	160	
LE CENTER W-1		720	19	483	282	177	9	266	204	-	-	-	307	169	258	190	189	267	215	217	206	226	121	299	278	179	
LE CENTER W-2		493	19	313	175	104	16	169	126	-	-	-	186	115	163	127	116	171	139	134	128	135	92	178	165	124	
LEXINGTON TWP.		457	20	348	206	111	19	185	147	-	-	-	206	130	195	127	124	198	144	156	139	163	84	213	190	144	
MONTGOMERY W-1		645	39	396	175	195	9	191	187	-	-	-	199	191	209	159	97	274	141	210	117	230	85	274	266	119	
MONTGOMERY W-2		825	59	544	258	251	20	258	269	-	-	-	308	233	305	212	165	351	223	279	182	308	132	353	360	170	
MONTGOMERY TWP.		380	18	247	153	84	8	143	97	-	-	-	152	93	128	96	97	143	115	111	101	114	73	145	148	96	
NEW PRAGUE		796	42	507	261	220	16	-	-	186	294	10	315	187	295	190	168	313	210	249	201	247	136	327	282	208	
<b>County Totals:</b>		<b>5298</b>	<b>302</b>	<b>3437</b>	<b>1859</b>	<b>1339</b>	<b>137</b>	<b>1298</b>	<b>1108</b>	<b>366</b>	<b>518</b>	<b>23</b>	<b>2054</b>	<b>1330</b>	<b>1910</b>	<b>1302</b>	<b>1174</b>	<b>2064</b>	<b>1468</b>	<b>1629</b>	<b>1339</b>	<b>1699</b>	<b>899</b>	<b>2130</b>	<b>2050</b>	<b>1266</b>	

Rice																									
BRIDGEWATER TWP.	1130	59	804	433	313	42	422	372	-	-	-	501	296	530	234	319	452	402	325	375	328	182	463	343	412
DJNDAS	240	19	163	70	75	9	72	83	-	-	-	79	82	83	69	52	100	58	77	54	81	31	106	65	81
FOREST TWP.	556	36	378	198	141	26	190	175	-	-	-	218	153	234	127	137	215	175	155	161	162	92	243	182	171
LONSDALE	697	64	448	266	143	27	262	170	-	-	-	301	141	296	127	193	221	220	171	199	183	123	259	226	169
NORTHFIELD W-1 P-1	1142	352	607	139	434	19	137	418	-	-	-	168	405	250	290	108	391	139	304	123	304	88	379	207	306
NORTHFIELD W-1 P-2	1710	172	1131	349	713	42	347	744	-	-	-	409	695	525	539	258	803	367	606	414	620	169	793	365	674
NORTHFIELD W-2 P-1	1335	118	1041	454	520	44	459	556	-	-	-	567	463	641	357	335	643	479	455	432	470	181	679	335	646
NORTHFIELD W-2 P-2	1428	176	880	365	461	31	355	492	-	-	-	430	437	509	317	258	565	371	402	310	418	159	586	326	495
NORTHFIELD W-3 P-1	1767	526	987	314	598	38	317	595	-	-	-	382	551	434	486	251	592	305	453	286	441	189	602	321	559
NORTHFIELD W-3 P-2	1116	95	749	275	419	39	276	449	-	-	-	380	355	383	323	226	467	281	374	262	374	102	512	212	478
WEBSTER TWP.	938	61	649	357	237	40	351	279	-	-	-	395	247	418	198	255	359	321	260	297	271	173	367	324	288
WHEATLAND TWP.	714	32	466	275	158	21	243	194	-	-	-	310	149	279	152	182	251	212	184	185	206	123	275	244	177
<b>County Totals:</b>	<b>12773</b>	<b>1710</b>	<b>8303</b>	<b>3495</b>	<b>4212</b>	<b>378</b>	<b>3431</b>	<b>4527</b>	-	-	-	<b>4140</b>	<b>3974</b>	<b>4582</b>	<b>3219</b>	<b>2574</b>	<b>5059</b>	<b>3330</b>	<b>3766</b>	<b>2998</b>	<b>3855</b>	<b>1612</b>	<b>5264</b>	<b>3150</b>	<b>4456</b>

Scott																									
NEW PRAGUE W-2	1369	84	956	489	389	52	-	-	330	569	28	592	350	544	359	292	611	404	460	366	499	231	616	549	371
<b>County Totals:</b>	<b>1369</b>	<b>84</b>	<b>956</b>	<b>489</b>	<b>389</b>	<b>52</b>	-	-	<b>330</b>	<b>569</b>	<b>28</b>	<b>592</b>	<b>350</b>	<b>544</b>	<b>359</b>	<b>292</b>	<b>611</b>	<b>404</b>	<b>460</b>	<b>366</b>	<b>499</b>	<b>231</b>	<b>616</b>	<b>549</b>	<b>371</b>
District 25A Total:	19533	2025	11857	5900	5995	571	4786	5692	696	1087	51	6860	5696	7109	4917	4086	7800	5255	5904	4748	6100	2760	8083	5788	6168
% Of Voters			100	49.79	50.56	4.82	40.36	48.01	5.87	9.17	0.43	57.86	48.04	59.96	41.47	34.46	65.78	44.32	49.79	40.04	51.45	23.28	68.17	48.82	52.02

VOTER REGISTRATION	U.S. SENATOR	DISTRICT 1	U.S. REP. DISTRICT 2	STATE REP.	GOVERNOR & LT. GOV.	SECRETARY OF STATE	STATE AUDITOR	STATE TREASURER	ATTORNEY GENERAL	CONST. AMEND. 1
--------------------	--------------	------------	----------------------	------------	---------------------	--------------------	---------------	-----------------	------------------	-----------------

District 25B County Le Sueur	Persons registered as of 7:00 a.m. election day	Persons registered on election day	Total number of persons voting	IR ROD GRAMS	DFL ANN WYNIA	IP DEAN M. BARKLEY	IR GIL GUTKNECHT	DFL JOHN C. HOTTINGER	IR GARY B. REVER	DFL DAVID MINGE	IND STAN BENTZ	IR LYNDA BOUDREAU	DFL RICHARD GLASENAPP	IR ARNE H. CARLSON AND JOANNE E. BENSON	DFL JOHN MARTY AND NANCY LARSON	IR DICK KIMBLER	DFL JOAN ANDERSON GROWE	IR JUDI DUTCHER	DFL DONALD M. MOE	IR JAMES C. (JIM) OLSON	DFL MICHAEL A. McGRATH	IR SHARON ANDERSON	DFL HUBERT H. HUMPHREY III	YES	NO
CORDOVA TWP.	291	12	213	131	62	11	122	85	-	-	-	107	95	125	72	84	110	100	90	89	100	61	131	113	92
ELYSIAN	237	28	183	104	68	2	86	88	-	-	-	94	80	102	67	66	104	89	81	77	81	52	109	85	90
ELYSIAN TWP.	560	31	385	242	125	11	223	157	-	-	-	227	140	235	127	164	206	218	138	209	142	126	216	204	167
KILKENNY	86	7	66	27	31	5	33	32	-	-	-	25	37	26	33	20	41	25	35	18	38	14	45	42	22
KILKENNY TWP.	264	7	167	90	65	8	84	80	-	-	-	88	77	85	71	52	105	78	78	65	85	50	108	102	59
WATERVILLE W-1	493	35	333	182	117	20	169	150	-	-	-	177	146	209	100	127	187	177	121	146	151	106	190	189	129
WATERVILLE W-2	519	33	343	177	146	10	177	157	-	-	-	172	161	184	137	114	211	156	157	133	177	95	216	199	132
WATERVILLE TWP.	387	17	291	170	100	18	164	121	-	-	-	167	118	160	109	116	160	159	110	135	129	95	173	142	141
<b>County Totals:</b>	<b>2837</b>	<b>170</b>	<b>1981</b>	<b>1123</b>	<b>714</b>	<b>85</b>	<b>1058</b>	<b>870</b>	-	-	-	<b>1057</b>	<b>854</b>	<b>1126</b>	<b>716</b>	<b>743</b>	<b>1124</b>	<b>1002</b>	<b>810</b>	<b>872</b>	<b>903</b>	<b>599</b>	<b>1188</b>	<b>1076</b>	<b>832</b>

Rice																									
CANNON CITY TWP.	638	25	441	255	147	23	241	182	-	-	-	289	150	263	141	163	246	211	170	207	178	124	264	164	236
DENNISON CITY	5	0	0	0	0	0	0	0	-	-	-	0	0	0	0	0	0	0	0	0	0	0	0	0	0
ERIN TWP.	389	20	221	115	90	10	101	113	-	-	-	94	120	108	102	70	137	84	113	80	115	65	128	117	81
FARIBAULT P-1	1981	93	1302	605	574	68	621	623	-	-	-	664	619	687	524	396	822	546	582	498	617	263	887	551	663
FARIBAULT P-2	961	56	501	201	251	28	223	263	-	-	-	252	240	231	222	126	339	191	228	162	267	109	341	241	218
FARIBAULT P-3	2203	140	1384	641	612	65	685	641	-	-	-	763	595	779	530	433	839	575	607	527	665	302	921	685	600
FARIBAULT P-4	1368	55	827	373	388	34	391	408	-	-	-	431	385	423	355	238	530	335	378	292	426	167	565	408	366
FARIBAULT P-5	1532	57	1070	536	447	60	560	483	-	-	-	558	503	644	384	360	665	519	442	454	486	238	720	505	505



FARIBAUT P-6	1583	61	1090	573	448	43	563	489	-	-	-	604	476	623	410	382	642	499	450	451	487	206	740	497	531
MORRISTOWN	464	45	366	192	129	24	185	165	-	-	-	183	165	178	152	92	236	130	172	131	183	91	232	161	159
MORRISTOWN TWP.	381	15	232	157	62	10	148	78	-	-	-	158	68	138	80	94	128	119	96	120	92	79	133	86	114
NERSTRAND	150	11	106	61	30	8	58	42	-	-	-	60	40	72	26	33	60	59	35	48	42	24	62	43	60
NORTHFIELD W-1 P-3	15	4	9	5	3	0	3	5	-	-	-	3	4	5	4	2	4	3	4	3	3	1	8	0	8
NORTHFIELD TWP.	454	14	303	177	112	9	163	134	-	-	-	183	108	206	80	113	175	154	120	138	119	69	178	116	166
RICHLAND TWP.	249	8	151	80	54	9	83	66	-	-	-	91	58	93	50	51	90	77	58	66	65	45	87	58	85
SHIELDSVILLE TWP.	602	48	419	202	169	32	208	201	-	-	-	211	196	226	169	132	251	158	205	145	220	89	288	219	168
WALCOTT TWP.	543	24	371	191	159	15	192	170	-	-	-	206	161	195	152	116	230	164	151	163	161	93	229	165	181
WARSAW TWP.	775	23	502	287	175	31	296	194	-	-	-	317	177	329	148	198	280	256	190	230	203	156	280	226	236
WELLS TWP.	1018	35	667	337	274	33	346	299	-	-	-	378	279	394	252	238	394	303	286	264	326	171	439	326	282
WHEELING TWP.	268	21	187	100	69	11	97	85	-	-	-	111	72	104	72	62	107	86	70	79	75	38	115	70	109
<b>County Totals:</b>	<b>15579</b>	<b>755</b>	<b>10149</b>	<b>5088</b>	<b>4193</b>	<b>513</b>	<b>5164</b>	<b>4641</b>	-	-	-	<b>5556</b>	<b>4416</b>	<b>5698</b>	<b>3853</b>	<b>3299</b>	<b>6175</b>	<b>4469</b>	<b>4357</b>	<b>4058</b>	<b>4730</b>	<b>2330</b>	<b>6617</b>	<b>4638</b>	<b>4768</b>

Waseca																									
ELYSIAN	1	4	4	0	4	0	0	4	-	-	-	0	4	2	2	0	4	0	4	0	4	0	4	4	0
<b>County Totals:</b>	<b>1</b>	<b>4</b>	<b>4</b>	<b>0</b>	<b>4</b>	<b>0</b>	<b>0</b>	<b>4</b>	-	-	-	<b>0</b>	<b>4</b>	<b>2</b>	<b>2</b>	<b>0</b>	<b>4</b>	<b>0</b>	<b>4</b>	<b>0</b>	<b>4</b>	<b>0</b>	<b>4</b>	<b>4</b>	<b>0</b>
District 25B Total:	18417	929	12134	6211	4911	598	6222	5515	-	-	-	6613	5274	6826	4571	4042	7303	5471	5171	4930	5637	2929	7809	5718	5600
% Of Voters			100	51.19	40.47	4.93	51.30	45.45	-	-	-	54.50	43.46	56.26	37.67	33.31	60.19	45.09	42.62	40.63	46.46	24.14	64.36	47.12	46.15
District 25 Total:	37950	2954	23991	12111	10906	1169	11008	11207	696	1087	51	-	-	13935	9488	8128	15103	10726	11075	9678	11737	5689	15892	11506	11768
% Of Voters			100	50.48	45.46	4.87	45.88	46.71	2.90	4.53	0.21	-	-	58.08	39.55	33.88	62.95	44.71	46.16	40.34	48.92	23.71	66.24	47.96	49.05

District 26A County Blue Earth	VOTER REGISTRATION			U.S. SENATOR			U.S. REP. DISTRICT 1 DISTRICT 2					STATE REP.		GOVERNOR & LT. GOV.		SECRETARY OF STATE		STATE AUDITOR		STATE TREASURER		ATTORNEY GENERAL		CONST. AMEND. 1	
	Persons registered as of 7:00 a.m. election day	Persons registered on election day	Total number of persons voting	IR ROD GRAMS	DFL ANN WYNYA	IP DEAN W. BARKLEY	IR GIL GUTKNECHT	DFL JOHN C. HOTTINGER	IR GARY B. REVIER	DFL DAVID MINGE	IND STAN BENTZ	IR GENE HUGOSON	DFL TODD KOSOVICH	IR ARNE H. CARLSON AND JOANNE E. BENSON	DFL JOHN MARTY AND NANCY LARSON	IR DICK KIMBLER	DFL JOAN ANDERSON GROWE	IR JUDI DUTCHER	DFL DONALD M. MOE	IR JAMES C. (JIM) OLSON	DFL MICHAEL A. McGRATH	IR SHARON ANDERSON	DFL HUBERT H. HUMPHREY III	YES	NO
AMBOY CITY	345	16	266	180	67	9	161	100	-	-	180	79	168	75	104	140	153	88	160	75	104	139	140	117	58
CERESCO TWP.	158	0	123	80	37	5	74	46	-	-	89	32	88	29	52	66	66	44	69	42	43	69	61	61	57
GARDEN CITY TWP.	440	32	344	202	123	11	182	156	-	-	223	105	207	113	138	191	188	128	179	128	112	211	172	161	161
LAKE CRYSTAL CITY	1220	70	849	436	368	18	381	453	-	-	486	325	471	303	291	512	371	396	375	375	246	523	420	393	393
LINCOLN TWP.	146	5	120	67	42	9	68	51	-	-	74	43	71	40	47	70	63	51	63	46	41	72	56	61	61
PLEASANT MOUND TWP.	178	6	136	111	21	4	95	38	-	-	103	28	90	27	69	57	88	37	83	36	56	61	49	79	79
RAPIDAN TWP.	704	28	498	314	152	18	270	223	-	-	278	192	288	171	185	280	237	200	235	190	158	293	268	214	214
SHELBY TWP.	193	4	143	95	39	6	76	65	-	-	93	44	90	48	63	75	84	46	80	48	58	76	85	55	55
VERNON CENTER CITY	228	16	177	99	59	14	97	78	-	-	107	63	107	58	67	96	89	73	92	64	65	102	87	82	82
VERNON CENTER TWP.	195	0	162	107	47	3	95	66	-	-	112	44	100	46	72	85	92	57	84	57	68	84	71	87	87
<b>County Totals:</b>	<b>3807</b>	<b>177</b>	<b>2818</b>	<b>1691</b>	<b>955</b>	<b>97</b>	<b>1499</b>	<b>1276</b>	-	-	<b>1745</b>	<b>955</b>	<b>1680</b>	<b>910</b>	<b>1088</b>	<b>1572</b>	<b>1431</b>	<b>1120</b>	<b>1420</b>	<b>1061</b>	<b>951</b>	<b>1630</b>	<b>1409</b>	<b>1307</b>	

Martin																									
CENTER CREEK TWP.	169	9	130	82	42	5	-	-	65	62	3	106	24	97	25	61	64	79	43	71	37	55	58	57	70
EAST CHAIN TWP.	248	13	173	126	40	0	-	-	103	63	4	145	27	117	38	93	74	102	50	75	55	60	74	65	108
FAIRMONT W-1 P-1	743	45	521	320	176	9	-	-	246	254	7	423	87	369	126	240	261	316	158	277	181	199	271	244	285
FAIRMONT W-1 P-2	1022	44	730	485	218	12	-	-	391	318	11	597	115	552	140	366	333	465	197	423	202	302	344	376	339

FAIRMONT W-2 P-1	916	40	695	385	265	24	-	-	310	359	16	526	157	457	186	285	375	389	253	318	273	237	375	349	333
FAIRMONT W-2 P-2	978	53	758	454	265	19	-	-	355	366	14	557	182	525	197	339	373	447	241	396	261	260	414	358	368
FAIRMONT W-3 P-1	765	30	469	235	207	15	-	-	181	270	10	322	139	307	140	164	285	234	192	205	205	130	305	244	209
FAIRMONT W-3 P-2	671	44	462	267	164	14	-	-	203	233	10	330	116	311	116	183	247	260	155	231	170	157	259	205	231
FAIRMONT W-4 P-1	761	41	512	270	204	16	-	-	212	270	14	345	156	298	163	207	271	257	195	234	204	164	297	273	228
FAIRMONT W-4 P-2	672	27	426	203	202	13	-	-	133	272	15	262	158	249	161	127	286	163	220	161	224	111	286	234	189
FAIRMONT TWP.	166	8	121	72	45	3	-	-	52	64	4	83	38	82	27	49	67	66	48	56	54	40	75	56	64
FRASER TWP.	169	2	95	65	30	0	-	-	43	48	3	66	29	61	24	41	50	55	31	49	28	25	55	50	43
GRANADA	179	13	142	80	50	8	-	-	61	73	5	90	49	87	42	54	82	66	61	70	57	41	85	80	55
NASHVILLE TWP.	144	7	101	70	27	1	-	-	51	49	1	79	19	66	21	51	47	60	31	46	32	32	53	39	55
NORTHROP	158	14	124	79	38	4	-	-	58	57	4	90	29	70	43	54	61	65	46	60	44	41	65	72	47
PLEASANT PRAIRIE	198	8	127	72	51	1	-	-	52	69	6	87	39	78	40	50	71	65	52	70	49	37	77	76	50
ROLLING GREEN TWP.	182	13	123	65	51	4	-	-	51	68	3	86	35	77	31	49	66	67	47	54	50	33	70	68	52
RUTLAND TWP.	257	15	178	112	62	1	-	-	82	90	3	127	49	111	59	76	99	91	75	77	81	62	103	95	75
SILVER LAKE TWP.	304	17	229	120	94	5	-	-	86	133	6	158	68	158	64	68	150	109	104	97	107	67	149	123	101
TENHASSEN TWP.	193	4	144	97	41	4	-	-	63	76	1	109	30	83	46	59	77	77	48	70	50	46	80	50	87
TRUMAN	764	34	507	329	145	16	-	-	239	236	19	402	92	323	135	257	214	311	144	282	144	186	260	236	238
WAVERLY TWP.	150	4	110	71	37	1	-	-	42	66	1	84	19	73	19	39	65	58	40	46	40	30	61	44	62
WESTFORD TWP.	195	8	141	97	37	4	-	-	78	60	3	118	20	97	33	72	64	85	44	79	43	54	72	57	84
<b>County Totals:</b>	<b>10004</b>	<b>493</b>	<b>7018</b>	<b>4156</b>	<b>2491</b>	<b>179</b>	<b>-</b>	<b>-</b>	<b>3157</b>	<b>3556</b>	<b>163</b>	<b>5192</b>	<b>1677</b>	<b>4648</b>	<b>1876</b>	<b>2984</b>	<b>3682</b>	<b>3887</b>	<b>2475</b>	<b>3447</b>	<b>2591</b>	<b>2369</b>	<b>3888</b>	<b>3451</b>	<b>3353</b>

<b>Watonwan</b>																										
ANTRIM TWP.	203	2	127	96	29	2	-	-	76	47	2	104	23	89	22	72	52	94	26	80	28	46	66	47	79	
FIELDON TWP.	138	6	96	60	31	1	-	-	40	52	1	59	34	56	30	42	47	45	41	50	39	37	52	48	48	
LA SALLE	70	4	56	27	25	0	-	-	20	32	3	32	23	31	23	18	34	22	28	22	28	17	38	31	25	
LEWISVILLE	148	0	109	69	32	4	-	-	43	61	3	84	23	68	32	45	58	53	40	55	40	31	63	45	64	
MADELIA P-1	610	44	427	226	169	19	-	-	144	259	11	255	163	249	161	142	260	174	207	191	190	139	265	207	214	
MADELIA P-2	537	43	385	174	175	18	-	-	122	239	18	207	168	207	155	107	254	142	208	155	196	111	249	185	192	
MADELIA TWP.	216	12	147	92	45	7	-	-	70	76	1	95	51	73	57	59	85	74	67	68	68	40	94	59	88	
RIVERDALE TWP.	213	5	152	84	57	6	-	-	54	94	2	94	54	86	55	56	89	65	76	65	73	49	92	63	88	
ROSENDALE TWP.	219	18	167	107	48	5	-	-	70	91	5	92	74	104	52	57	104	84	76	76	80	52	107	75	92	
ST JAMES CITY W-1	1203	77	801	427	345	16	-	-	315	466	8	404	378	422	332	281	491	368	383	347	386	237	505	351	401	
ST JAMES CITY W-2	1195	68	838	447	347	26	-	-	335	476	19	461	361	492	306	291	518	399	386	382	381	263	521	383	410	
SOUTH BRANCH TWP.	180	10	147	113	28	4	-	-	87	54	5	122	23	76	34	86	53	99	39	91	32	65	60	49	95	
<b>County Totals:</b>	<b>4932</b>	<b>289</b>	<b>3452</b>	<b>1922</b>	<b>1331</b>	<b>108</b>	<b>-</b>	<b>-</b>	<b>1376</b>	<b>1947</b>	<b>78</b>	<b>2009</b>	<b>1375</b>	<b>1953</b>	<b>1259</b>	<b>1256</b>	<b>2045</b>	<b>1619</b>	<b>1577</b>	<b>1582</b>	<b>1541</b>	<b>1087</b>	<b>2112</b>	<b>1543</b>	<b>1796</b>	

District 26A Total:	18743	959	13288	7769	4777	384	1499	1276	4533	5503	241	8946	4007	8281	4045	5328	7299	6937	5172	6449	5193	4407	7630	6403	6456
% Of Voters			100	58.47	35.95	2.89	11.28	9.60	34.11	41.41	1.81	67.32	30.16	62.32	30.44	40.10	54.93	52.20	38.92	48.53	39.08	33.17	57.42	48.19	48.59

	VOTER REGISTRATION			U.S. SENATOR			U.S. REP. DISTRICT 1			U.S. REP. DISTRICT 2			STATE REP.		GOVERNOR & LT. GOV.		SECRETARY OF STATE		STATE AUDITOR		STATE TREASURER		ATTORNEY GENERAL		CONST. AMEND. 1			
	Persons registered as of 7:00 a.m. election day	Persons registered on election day	Total number of persons voting	IR	DFL	IP	IR	DFL	IND.	IR	DFL	IND.	IR	DFL	IR	DFL	IR	DFL	IR	DFL	IR	DFL	IR	DFL	IR	DFL	IR	DFL
District 26B				ROD GRAMS	ANN WYNIA	DEAN M. BARKLEY	GIL GUTKNECHT	JOHN C. HOTTINGER		GARY B. REVIER	DAVID MINGE	BENTZ	LARRY JOHNSON	HENRY KALLIS	ARNE H. CARLSON AND JOANNE E. BENSON	JOHN MARTY AND NANCY LARSON	DICK KIMBLER	JOAN ANDERSON GROWE	JUDI DUTCHER	DONALD M. MOE	JAMES C. (JIM) OLSON	MICHAEL A. McGRATH	SHARON ANDERSON	HUBERT H. HUMPHREY III		YES	NO	
County Blue Earth																												
BEAUFORD TWP.	307	13	187	116	62	4	93	90	.	.	.	.	86	99			74	101	90	77	84	73	65	102		102	71	
DANVILLE TWP.	167	5	112	68	42	1	65	45	.	.	.		45	66			42	64	51	52	55	42	36	64		55	56	
DECORIA TWP.	524	35	411	236	140	17	212	181	.	.	.		142	249	213	162	149	232	165	206	166	189	116	250		220	163	

(26B) 461

462  
(265)

EAGLE LAKE CITY	946	51	603	322	237	27	275	323	-	-	-	248	344	342	214	185	394	250	297	260	284	157	398	353	238
GOOD THUNDER CITY	384	27	291	165	99	10	132	151	-	-	-	115	168	132	134	89	177	111	129	115	138	70	198	149	127
JAMESTOWN TWP.	350	15	233	132	85	5	123	106	-	-	-	103	125	115	89	93	124	106	110	108	107	66	141	130	97
LE RAY TWP.	435	28	288	152	115	12	143	142	-	-	-	115	169	145	121	102	166	113	154	117	135	74	189	154	124
LYRA TWP.	201	16	157	103	46	6	88	70	-	-	-	66	91	80	64	55	92	70	76	74	69	50	98	80	70
MCPHERSON TWP.	248	12	153	91	53	8	81	68	-	-	-	62	90	73	65	54	85	66	69	74	60	44	94	90	58
MADISON LAKE CITY	411	29	260	128	117	5	99	155	-	-	-	96	156	136	110	83	161	93	140	101	137	75	164	169	81
MAPLETON CITY	930	62	644	320	271	25	288	338	-	-	-	194	437	332	255	199	400	254	324	264	301	184	409	308	308
MAPLETON TWP.	183	10	127	80	42	2	67	57	-	-	-	33	93	86	29	49	74	61	55	56	48	42	71	73	49
MEDO TWP.	229	4	158	104	50	5	90	70	-	-	-	60	102	79	70	63	98	73	76	76	68	50	105	94	62
PEMBERTON CITY	141	10	102	67	27	2	60	41	-	-	-	51	49	67	26	39	57	53	41	52	37	38	52	58	41
SAINT CLAIR CITY	383	49	305	158	130	6	151	148	-	-	-	129	168	159	124	94	193	132	144	125	138	90	187	173	120
STERLING TWP.	172	7	127	84	36	3	71	51	-	-	-	45	81	88	37	47	72	75	43	72	46	47	70	45	73
<b>County Totals:</b>	<b>6011</b>	<b>373</b>	<b>4158</b>	<b>2326</b>	<b>1552</b>	<b>138</b>	<b>2038</b>	<b>2036</b>	-	-	-	<b>1590</b>	<b>2487</b>	<b>2202</b>	<b>1608</b>	<b>1417</b>	<b>2490</b>	<b>1763</b>	<b>1993</b>	<b>1799</b>	<b>1872</b>	<b>1204</b>	<b>2592</b>	<b>2253</b>	<b>1738</b>

<b>Faribault</b>																										
BARBER TWP.	208	12	146	108	34	3	94	52	-	-	-	63	83	85	50	71	69	76	62	83	51	55	76	67	79	
BLUE EARTH W-1	775	78	561	327	196	23	319	239	-	-	-	239	322	358	163	223	318	300	232	301	215	193	328	256	298	
BLUE EARTH W-2	835	48	636	396	193	31	385	239	-	-	-	310	320	436	166	296	316	376	227	376	217	243	350	261	374	
BLUE EARTH W-3	681	45	424	266	126	12	252	164	-	-	-	178	244	284	114	183	225	226	165	164	231	157	244	215	194	
BLUE EARTH TWP.	294	13	208	138	63	2	125	80	-	-	-	96	110	152	48	92	104	102	95	114	79	80	115	98	109	
BRICELYN	291	9	219	100	110	2	81	135	-	-	-	44	175	120	90	52	145	75	123	78	119	50	153	93	124	
BRUSH CREEK TWP.	151	5	113	55	50	4	43	69	-	-	-	26	87	72	37	33	77	49	58	50	56	29	78	46	62	
CLARK TWP.	253	7	178	113	57	5	96	82	-	-	-	80	98	103	68	68	103	88	76	76	82	66	101	75	103	
DELAVAN	156	12	121	78	36	2	78	42	-	-	-	66	54	82	33	59	57	68	43	57	49	45	64	59	61	
DELAVAN TWP.	159	11	109	72	32	3	71	38	-	-	-	56	53	65	39	52	35	60	40	61	34	41	50	54	53	
DUNBAR TWP.	213	6	161	111	42	2	103	54	-	-	-	83	76	96	44	83	69	92	56	93	55	86	62	55	105	
EASTON	159	5	112	62	45	2	51	61	-	-	-	30	82	68	37	28	84	49	59	41	61	26	81	74	38	
ELMORE	413	18	293	165	106	9	146	144	-	-	-	114	178	198	81	109	166	127	138	135	122	95	176	132	157	
ELMORE TWP.	159	16	127	90	30	3	72	55	-	-	-	45	82	89	34	47	74	62	57	75	44	40	79	57	69	
EMERALD TWP.	172	11	138	95	37	2	91	45	-	-	-	74	64	97	24	79	57	96	34	92	38	68	58	43	93	
FOSTER TWP.	193	14	160	84	67	6	70	88	-	-	-	50	109	95	57	62	92	75	73	71	68	52	97	58	100	
FROST	170	9	126	69	48	3	64	61	-	-	-	44	82	86	37	51	71	61	56	63	51	51	70	68	54	
JO DAVIESS TWP.	170	6	123	84	30	4	78	45	-	-	-	52	70	80	33	56	65	69	49	64	43	50	58	59	64	
KIESTER	389	31	315	143	153	7	127	185	-	-	-	107	206	197	115	81	222	135	161	125	171	79	223	165	149	
KIESTER TWP.	187	11	161	63	89	5	58	101	-	-	-	49	111	79	67	39	119	52	104	43	108	32	119	52	108	
LURA TWP.	144	1	91	67	24	0	55	36	-	-	-	42	48	60	27	40	50	54	35	50	36	35	51	36	55	
MINNESOTA LAKE	403	33	338	197	117	6	151	184	-	-	-	81	254	201	122	97	224	135	179	133	182	105	211	208	125	
MINNESOTA LAKE TWP.	152	6	101	55	39	2	36	65	-	-	-	28	73	54	43	29	70	36	56	36	56	27	71	52	49	
PILOT GROVE TWP.	126	2	86	64	19	2	51	35	-	-	-	42	44	68	15	42	41	45	30	48	30	34	46	34	52	
PRESCOOTT TWP.	157	2	109	68	36	4	61	48	-	-	-	40	69	79	25	43	63	56	49	54	47	38	60	44	64	
ROME TWP.	121	5	87	68	17	0	56	31	-	-	-	42	45	61	22	42	44	52	28	51	28	35	46	34	53	
SEELY TWP.	138	4	107	50	52	1	42	65	-	-	-	25	82	62	41	31	75	35	67	40	61	16	84	50	57	
VERONA TWP.	274	12	197	134	54	7	121	75	-	-	-	90	106	153	35	103	89	113	72	123	68	92	96	77	119	
WALNUT LAKE TWP.	175	18	133	71	53	4	59	73	-	-	-	53	78	70	56	43	84	50	69	56	65	39	88	66	67	
WALTERS	62	1	46	26	20	0	21	25	-	-	-	15	30	27	18	17	29	21	22	21	24	20	26	15	30	
WELLS	1461	99	1103	573	445	33	532	551	-	-	-	409	678	617	415	374	673	469	542	476	508	310	703	500	587	
WINNEBAGO	886	42	562	355	167	14	345	207	-	-	-	243	315	373	153	273	267	334	198	303	197	235	277	248	309	
WINNEBAGO TWP.	141	7	94	73	16	3	70	24	-	-	-	36	57	66	23	48	44	62	30	66	22	37	48	41	53	
<b>County Totals:</b>	<b>10268</b>	<b>599</b>	<b>7485</b>	<b>4420</b>	<b>2603</b>	<b>206</b>	<b>4004</b>	<b>3398</b>	-	-	-	<b>2952</b>	<b>4485</b>	<b>4733</b>	<b>2332</b>	<b>2946</b>	<b>4221</b>	<b>3700</b>	<b>3285</b>	<b>3619</b>	<b>3218</b>	<b>2561</b>	<b>4389</b>	<b>3392</b>	<b>4014</b>	

<b>Waseca</b>																										
ALTON TWP.	282	11	209	123	71	10	113	94	-	-	-	91	112	110	77	71	121	100	86	97	78	55	133	109	97	

BYRON TWP.	182	6	131	77	49	5	68	62	-	-	-	48	82	72	53	52	74	59	57	61	62	38	80	60	64
FREEDOM TWP.	247	12	184	123	54	3	118	66	-	-	-	88	94	114	54	83	89	100	70	83	76	79	86	93	86
JANESVILLE CITY	1150	106	852	502	305	22	447	387	-	-	-	395	444	505	294	288	510	405	375	394	363	256	531	454	363
JANESVILLE TWP.	336	12	256	157	91	4	137	119	-	-	-	132	124	134	96	98	146	129	98	121	96	74	152	149	98
NEW RICHLAND	658	88	496	246	226	10	201	289	-	-	-	146	346	287	191	144	332	206	248	204	243	128	337	260	218
NEW RICHLAND TWP.	256	8	167	100	58	5	88	77	-	-	-	70	96	113	46	70	91	95	56	87	64	64	89	69	93
VIVIAN TWP.	203	3	149	91	50	3	84	62	-	-	-	72	74	91	47	66	73	85	52	82	53	58	74	57	86
WALDORF	170	11	121	77	34	5	66	54	-	-	-	66	55	73	40	57	55	61	45	63	45	42	64	65	55
WILTON TWP.	219	3	135	78	51	1	67	62	-	-	-	68	65	74	38	52	75	67	53	51	61	43	72	53	79
<b>County Totals:</b>	<b>3703</b>	<b>260</b>	<b>2700</b>	<b>1574</b>	<b>989</b>	<b>68</b>	<b>1389</b>	<b>1272</b>	<b>-</b>	<b>-</b>	<b>-</b>	<b>1176</b>	<b>1492</b>	<b>1573</b>	<b>936</b>	<b>981</b>	<b>1566</b>	<b>1307</b>	<b>1140</b>	<b>1243</b>	<b>1141</b>	<b>837</b>	<b>1618</b>	<b>1369</b>	<b>1239</b>
District 26B Total:	19982	1232	14343	8320	5144	412	7431	6706	-	-	-	5718	8464	8508	4876	5344	8277	6770	6418	6661	6231	4602	8599	7014	6991
% Of Voters			100	58.01	35.86	2.87	51.81	46.75	-	-	-	39.87	59.01	59.30	34.00	37.26	57.67	47.20	44.75	46.44	43.44	32.09	59.95	48.90	48.74
District 26 Total:	38225	2191	27631	16089	9921	796	8930	7982	4533	5503	241	-	-	16789	8921	10672	15576	13707	11590	13110	11424	9009	16229	13417	13447
% Of Voters			100	58.23	35.91	2.88	32.32	28.89	16.41	19.92	0.87	-	-	60.76	32.29	38.62	56.37	49.61	41.95	47.45	41.34	32.60	58.73	48.56	48.67

VOTER REGISTRATION	U.S. SENATOR	U.S. REP. DISTRICT 1	STATE REP.	GOVERNOR & LT. GOV.	SECRETARY OF STATE	STATE AUDITOR	STATE TREASURER	ATTORNEY GENERAL	CONST. AMEND. 1
--------------------	--------------	----------------------	------------	---------------------	--------------------	---------------	-----------------	------------------	-----------------

**District 27A**  
**County**  
**Freeborn**

ALBERT LEA W-1 P-1	2152	145	1630	896	635	66	893	720	1061	542	1140	453	615	966	891	631	821	681	502	1037	710	855
ALBERT LEA W-2 P-1	1667	96	1149	495	574	53	529	608	564	571	702	399	338	765	533	533	454	590	262	823	518	582
ALBERT LEA W-3 P-1	1809	124	1244	558	614	47	552	678	630	604	770	443	392	820	562	599	493	661	295	883	534	668
ALBERT LEA W-4 P-1	1929	129	1413	662	666	55	696	701	735	660	889	477	442	922	645	675	582	711	338	1002	605	734
ALBERT LEA W-5 P-1	1285	80	708	268	401	24	268	431	283	415	380	305	165	516	247	418	225	435	124	549	338	343
ALBERT LEA W-6 P-1	1503	132	1056	400	589	36	395	645	434	611	553	455	258	755	373	622	330	644	191	807	499	511
ALBERT LEA TWP. P-1	580	19	389	183	172	28	198	188	218	167	249	126	136	238	183	157	170	176	113	246	174	201
ALBERT LEA TWP. P-2	19	0	12	5	6	0	3	8	5	7	10	2	3	8	4	5	4	8	2	9	4	8
ALDEN	400	18	284	137	132	8	134	146	138	141	172	97	87	187	130	135	118	145	70	193	121	144
ALDEN TWP.	209	5	137	73	56	7	70	65	57	80	97	34	42	91	53	77	47	76	34	92	54	80
BANCROFT TWP.	718	37	534	236	257	25	246	276	281	249	335	166	179	330	246	242	227	261	154	349	242	273
BATH TWP.	294	16	202	109	78	7	118	82	108	91	142	51	90	99	105	81	106	74	78	107	76	113
CARLSTON TWP.	226	10	165	95	61	5	77	84	72	91	107	50	54	105	73	76	63	86	46	108	63	95
CLARKS GROVE	377	18	271	151	97	13	147	115	158	107	178	81	115	142	136	105	128	105	81	162	105	150
CONGER	96	3	78	37	33	4	32	43	40	36	52	23	24	50	34	32	27	43	14	57	42	33
EMMONS	279	15	203	102	85	9	100	99	76	124	142	52	66	126	85	100	85	95	54	137	90	102
FREEBORN	194	10	151	69	68	5	71	73	75	71	88	55	49	96	55	76	58	80	40	104	55	86
FREEBORN TWP.	199	8	146	57	67	5	57	89	54	88	89	54	35	108	49	85	51	85	32	108	77	62
FREEMAN TWP.	338	15	232	113	105	10	118	110	99	132	142	77	76	146	95	114	99	112	65	151	112	108
GENEVA	239	18	162	93	59	7	87	74	78	81	126	31	53	104	82	68	77	70	48	107	98	60
GENEVA TWP.	273	11	181	116	56	6	114	66	111	64	124	32	84	88	101	65	92	66	62	96	69	105
GLENVILLE	446	40	345	146	176	11	155	186	166	174	204	122	103	227	128	189	119	203	72	260	170	160
HARTLAND	200	4	153	72	70	5	69	81	69	79	79	60	43	95	49	80	48	78	31	101	58	86
HARTLAND TWP.	180	5	142	80	54	4	68	72	77	64	69	55	57	81	54	72	65	61	35	86	53	81
HAYWARD	159	6	106	47	48	2	43	59	48	56	59	42	30	63	40	47	38	56	24	72	40	58
HAYWARD TWP.	276	15	200	89	96	8	99	98	107	91	121	68	68	120	96	88	78	99	51	135	85	107
HOLLANDALE	200	8	147	117	19	4	118	21	122	23	101	26	95	39	96	26	103	25	62	62	28	108

Persons registered as of 7:00 a.m. election day	Persons registered on election day	Total number of persons voting	IR. FOD GRAMS	DFL ANN WYNIA	IP. DEAN M. BARKLEY	IR. GIL GUTKNECHT	DFL JOHN C. HOTTINGER	IR. RON KRAUS	DFL JAMES E. (JIM) BYE	IR. ARNE H. CARLSON AND JOYANNE E. BENSON	DFL JOHN MARTY AND NANCY LARSON	IR. DICK KIMBLER	JOAN ANDERSON GHOWE	IR. JUDI DUTCHER	DFL DONALD M. MOE	IR. JAMES C. (JIM) OLSON	DFL MICHAEL A. McGRATH	IR. SHARON ANDERSON	DFL HUBERT H. HUMPHREY III	YES	NO	

LONDON TWP.	228	4	146	70	67	5	68	76	70	75	97	41	44	98	70	58	64	71	42	97	57	77
MANCHESTER	56	1	32	12	18	0	10	22	12	20	13	18	6	24	10	21	9	20	6	24	14	16
MANCHESTER TWP.	281	22	213	96	106	3	93	116	88	120	116	88	64	142	88	109	76	118	44	151	89	116
MANSFIELD TWP.	198	13	173	89	76	4	83	89	61	109	105	53	52	109	64	89	60	84	38	114	68	93
MOSCOW TWP.	359	19	265	119	122	9	129	130	121	137	155	96	86	163	113	124	116	121	74	171	103	150
MYRTLE	53	3	38	7	25	0	8	30	6	30	17	20	1	30	2	25	7	22	2	32	23	13
NEWRY TWP.	311	9	187	109	69	5	108	76	98	85	106	59	77	104	98	79	97	74	66	109	77	103
NUNDA TWP.	207	11	174	74	94	3	72	98	63	111	108	59	45	121	63	94	55	95	40	117	69	98
OAKLAND TWP.	256	4	172	86	74	7	86	80	76	91	98	57	64	100	74	77	73	74	55	102	56	106
PICKEREL LAKE TWP.	435	24	333	154	156	18	172	159	181	150	221	102	117	207	166	145	154	151	104	215	148	180
RICELAND TWP.	296	9	218	112	91	12	117	95	111	103	145	67	81	134	106	101	96	110	56	147	94	116
SHELL ROCK TWP.	280	18	207	103	85	12	100	103	97	108	132	68	75	122	85	106	85	101	65	124	94	108
TWIN LAKES	91	14	75	29	36	3	22	49	23	49	40	28	20	48	28	32	23	39	24	44	38	29
<b>County Totals:</b>	<b>19298</b>	<b>1138</b>	<b>13673</b>	<b>6482</b>	<b>6293</b>	<b>535</b>	<b>6525</b>	<b>6941</b>	<b>6873</b>	<b>6607</b>	<b>8473</b>	<b>4592</b>	<b>4431</b>	<b>8689</b>	<b>6112</b>	<b>6458</b>	<b>5623</b>	<b>6806</b>	<b>3496</b>	<b>9290</b>	<b>5950</b>	<b>7118</b>
<b>District 27A Total:</b>	<b>19298</b>	<b>1138</b>	<b>13673</b>	<b>6482</b>	<b>6293</b>	<b>535</b>	<b>6525</b>	<b>6941</b>	<b>6873</b>	<b>6607</b>	<b>8473</b>	<b>4592</b>	<b>4431</b>	<b>8689</b>	<b>6112</b>	<b>6458</b>	<b>5623</b>	<b>6806</b>	<b>3496</b>	<b>9290</b>	<b>5950</b>	<b>7118</b>
<b>% Of Voters</b>			100	47.41	46.03	39.13	47.72	50.76	50.27	48.32	61.97	33.56	32.41	63.55	44.70	47.23	41.12	49.78	25.57	67.94	43.52	52.06

VOTER REGISTRATION	U.S. SENATOR	U.S. REP. DISTRICT 1	STATE REP.	GOVERNOR & LT. GOV.	SECRETARY OF STATE	STATE AUDITOR	STATE TREASURER	ATTORNEY GENERAL	CONST. AMEND. 1
--------------------	--------------	----------------------	------------	---------------------	--------------------	---------------	-----------------	------------------	-----------------

District 27B County Mower	Persons registered as of 7:00 a.m. election day	Persons registered on election day	Total number of persons voting	IR ROD GRAMS	DFL ANN WYNIA	IP DEAN M. BARKLEY	IR GIL GUTKNECHT	DFL JOHN C. HOTTINGER	IR WALTER A. BALDUS	DFL ROBERT LEIGHTON	IR ARNE H. CARLSON AND JOANNE E. BENSON	DFL JOHN MARTY AND NANCY LARSON	IR DICK KIMBLER	DFL JOAN ANDERSON GROWE	IR JUDI DUTCHER	DFL DONALD M. MOE	IR JAMES C. (JIM) OLSON	DFL MICHAEL A. McGRATH	IR SHARON ANDERSON	DFL HUBERT H. HUMPHREY III	YES	NO
ADAMS	509	16	399	174	190	11	184	205	164	224	226	147	120	250	147	208	148	212	109	262	167	222
ADAMS TWP.	281	5	207	91	102	11	94	112	94	111	105	90	58	139	81	111	85	104	56	142	102	103
AUSTIN W-1 P-1	1019	72	724	267	412	15	281	421	226	474	364	310	176	492	272	381	217	421	146	530	326	326
AUSTIN W-1 P-2	944	67	693	258	397	15	248	430	229	448	348	311	153	496	245	378	211	409	112	536	307	348
AUSTIN W-1 P-3	1207	58	973	421	508	27	423	539	383	568	545	399	277	646	443	456	358	519	204	700	448	479
AUSTIN W-1 P-4	1089	59	811	328	454	11	342	456	277	520	468	317	231	540	334	427	304	448	170	602	376	384
AUSTIN W-2 P-1	960	59	646	262	347	11	295	340	237	396	347	265	176	432	256	330	225	348	144	457	291	315
AUSTIN W-2 P-2	796	71	575	191	355	13	221	342	181	387	290	269	122	425	205	323	168	347	112	432	290	245
AUSTIN W-2 P-3	861	51	680	317	333	14	311	360	265	398	407	245	202	445	297	339	263	364	158	489	315	329
AUSTIN W-2 P-4	1168	64	929	351	531	19	377	529	321	581	486	408	235	644	378	473	323	514	203	671	423	451
AUSTIN W-2 P-5	1059	69	788	381	379	10	394	375	361	406	496	269	273	482	430	308	363	356	226	516	353	381
AUSTIN W-3 P-1	807	73	567	162	367	11	135	426	135	419	231	305	86	439	130	383	117	398	75	461	298	230
AUSTIN W-3 P-2	808	65	549	167	347	16	150	387	125	413	221	298	90	433	138	373	115	393	82	437	284	238
AUSTIN W-3 P-3	1146	56	859	287	536	16	288	562	252	595	399	433	170	644	270	529	221	562	138	679	420	382
AUSTIN W-3 P-4	1271	79	994	314	650	13	315	667	270	711	463	503	178	786	296	627	242	673	151	800	515	409
AUSTIN TWP.	993	43	774	296	420	24	333	431	272	484	378	357	198	534	284	424	261	442	182	538	403	367
BROWNSDALE	427	18	309	162	125	13	164	140	137	164	172	117	105	182	133	151	131	152	87	200	131	172
DEXTER	174	13	129	53	62	4	59	66	49	78	85	38	33	81	57	58	50	60	29	93	65	63
DEXTER TWP.	183	5	115	63	47	2	67	47	62	51	71	33	47	57	55	46	54	46	37	67	45	63
ELKTON	93	11	75	28	44	1	37	38	33	40	46	26	24	48	33	34	31	37	24	50	32	43
LANSING TWP.	801	46	614	240	330	23	265	338	221	382	306	279	176	408	228	354	207	359	158	418	333	276
LYLE	308	27	245	86	142	8	94	148	80	162	123	113	50	182	75	154	66	163	50	185	152	90
LYLE TWP.	236	16	169	77	82	6	86	82	85	83	104	59	53	114	69	90	78	84	53	109	74	95
MAPLEVIEW	118	7	88	20	61	2	24	64	16	71	40	45	14	68	16	68	17	66	15	72	44	44
MARSHALL TWP.	217	3	143	69	67	5	66	77	63	78	90	46	49	90	65	71	69	64	37	100	64	78

NEVADA TWP.	238	10	176	77	86	5	69	101	66	106	89	83	51	118	62	102	61	100	36	131	89	84
RED ROCK TWP.	485	31	357	151	189	10	162	189	159	189	204	135	102	239	138	193	129	194	93	239	174	170
ROSE CREEK	225	20	195	45	132	6	67	123	57	133	101	87	41	136	45	121	48	123	32	142	106	83
UDOLPHO TWP.	315	13	208	94	106	7	95	113	74	131	113	85	69	135	75	124	84	115	47	148	105	100
WALTHAM	110	2	73	29	39	2	33	40	30	43	37	34	24	45	25	45	31	39	20	51	41	32
WALTHAM TWP.	242	10	171	102	66	3	96	75	92	74	102	54	77	87	90	70	89	72	64	95	64	104
WINDOM TWP.	349	13	254	99	135	11	96	155	96	152	122	119	53	189	83	152	80	152	53	192	137	110
<b>County Totals:</b>	<b>19439</b>	<b>1152</b>	<b>14489</b>	<b>5662</b>	<b>8041</b>	<b>345</b>	<b>5871</b>	<b>8378</b>	<b>5112</b>	<b>9072</b>	<b>7579</b>	<b>6279</b>	<b>3713</b>	<b>10006</b>	<b>5455</b>	<b>7903</b>	<b>4846</b>	<b>8336</b>	<b>3103</b>	<b>10544</b>	<b>6974</b>	<b>6816</b>
<b>District 27B Total:</b>	<b>19439</b>	<b>1152</b>	<b>14489</b>	<b>5662</b>	<b>8041</b>	<b>345</b>	<b>5871</b>	<b>8378</b>	<b>5112</b>	<b>9072</b>	<b>7579</b>	<b>6279</b>	<b>3713</b>	<b>10006</b>	<b>5455</b>	<b>7903</b>	<b>4846</b>	<b>8336</b>	<b>3103</b>	<b>10544</b>	<b>6974</b>	<b>6816</b>
<b>% Of Voters</b>			<b>100</b>	<b>39.08</b>	<b>55.50</b>	<b>2.38</b>	<b>40.52</b>	<b>57.82</b>	<b>35.28</b>	<b>62.61</b>	<b>52.31</b>	<b>43.34</b>	<b>25.83</b>	<b>69.06</b>	<b>37.65</b>	<b>54.54</b>	<b>33.45</b>	<b>57.53</b>	<b>21.42</b>	<b>72.77</b>	<b>48.13</b>	<b>47.04</b>
<b>District 27 Total:</b>	<b>38737</b>	<b>2290</b>	<b>28162</b>	<b>12144</b>	<b>14334</b>	<b>880</b>	<b>12396</b>	<b>15319</b>	-	-	<b>16052</b>	<b>10871</b>	<b>8144</b>	<b>18695</b>	<b>11567</b>	<b>14361</b>	<b>10469</b>	<b>15742</b>	<b>6599</b>	<b>19834</b>	<b>12924</b>	<b>13934</b>
<b>% Of Voters</b>			<b>100</b>	<b>43.12</b>	<b>50.90</b>	<b>3.12</b>	<b>44.02</b>	<b>54.40</b>	-	-	<b>57.00</b>	<b>38.60</b>	<b>28.92</b>	<b>66.38</b>	<b>41.07</b>	<b>51.00</b>	<b>37.17</b>	<b>53.77</b>	<b>23.43</b>	<b>70.43</b>	<b>45.89</b>	<b>49.48</b>

	VOTER REGISTRATION			U.S. SENATOR			U.S. REP. DISTRICT 1			STATE REP.		GOVERNOR & LT. GOV.		SECRETARY OF STATE		STATE AUDITOR		STATE TREASURER		ATTORNEY GENERAL		CONST. AMEND. 1	
	Persons registered as of 7:00 a.m. election day	Persons registered on election day	Total number of persons voting	IR ROD GRAMS	DFL ANN WYNIA	IP DEAN M. BARKLEY	IR GIL GUTKNECHT	DFL JOHN C. HOTTINGER	IR GARY WORKE	DFL DARRIN ROSHA	IR ARNE H. CARLSON AND JOANNE E. BENSON	DFL JOHN MARTY AND NANCY LARSON	IR DICK KIMBLER	DFL JOAN ANDERSON GROWE	IR JUDI DUTCHER	DFL DONALD M. MOE	IR JAMES C. (JIM) OLSON	DFL MICHAEL A. McGRATH	IR SHARON ANDERSON	DFL HUBERT H. HUMPHREY III	YES	NO	
<b>District 28A</b>																							
<b>County Steele</b>																							
CLINTON FALLS TWP.	279	14	220	140	63	13	134	78	111	106	149	57	92	111	110	85	111	80	71	127	102	114	
DEERFIELD TWP.	294	18	214	130	64	11	136	76	119	92	128	72	89	112	104	84	94	98	59	129	112	97	
MERIDEN TWP.	384	22	303	187	100	13	178	118	184	115	216	74	133	158	175	100	166	105	122	154	153	144	
OWATONNA W-1 P-1	1261	149	1006	586	338	42	614	359	517	474	667	259	438	499	562	339	463	356	324	543	423	562	
OWATONNA W-1 P-2	1491	108	1289	749	452	52	758	486	681	584	904	332	496	718	702	458	616	491	417	735	655	598	
OWATONNA W-2 P-1	1171	118	978	583	322	37	603	336	517	443	690	228	408	500	557	324	493	338	334	526	500	451	
OWATONNA W-2 P-2	1327	166	1112	656	368	47	704	365	598	489	803	249	463	573	643	350	560	394	382	611	561	529	
OWATONNA W-3 P-1	808	128	572	292	232	25	303	250	269	293	355	178	204	324	275	240	244	255	182	334	319	233	
OWATONNA W-3 P-2	1038	128	820	422	321	40	447	347	377	426	525	245	288	471	410	315	356	340	270	471	439	358	
OWATONNA W-4 P-1	1143	110	914	507	328	36	535	344	465	435	617	233	351	495	463	339	427	354	304	504	466	432	
OWATONNA W-4 P-2	1192	105	971	570	325	40	578	356	519	434	650	272	397	495	502	367	447	382	330	537	496	437	
OWATONNA W-5 P-1	1325	197	1013	597	348	35	609	357	526	465	714	251	421	519	535	354	496	361	355	556	526	460	
OWATONNA W-5 P-2	773	110	678	371	250	28	395	253	308	358	479	172	251	380	358	242	318	260	220	397	345	319	
OWATONNA TWP.	483	23	383	240	118	11	235	139	204	173	278	83	151	203	193	147	173	154	124	217	207	169	
<b>County Totals:</b>	<b>12969</b>	<b>1396</b>	<b>10473</b>	<b>6030</b>	<b>3629</b>	<b>430</b>	<b>6229</b>	<b>3864</b>	<b>5395</b>	<b>4887</b>	<b>7175</b>	<b>2705</b>	<b>4182</b>	<b>5558</b>	<b>5589</b>	<b>3744</b>	<b>4964</b>	<b>3968</b>	<b>3494</b>	<b>5841</b>	<b>5304</b>	<b>4903</b>	
<b>Waseca</b>																							
BLOOMING GROVE TWP.	325	16	229	134	76	9	135	89	143	81	144	69	86	123	125	75	110	84	57	141	107	112	
IOSCO TWP.	301	29	238	154	71	7	146	90	149	85	166	54	106	124	141	84	135	79	83	133	112	120	
ST. MARY TWP.	283	11	214	119	73	14	105	104	131	74	123	80	60	136	101	90	90	100	60	137	107	94	
WASECA W-1 P-A	810	52	524	312	177	26	274	245	349	170	348	145	176	323	253	224	235	227	150	335	256	254	
WASECA W-1 P-B	726	72	460	275	162	13	243	201	312	139	291	140	182	244	238	167	204	190	167	250	241	193	
WASECA W-2 P-A	1251	108	917	560	307	35	522	380	642	268	654	230	376	499	518	337	479	349	325	518	431	452	
WASECA W-2 P-B	324	19	209	113	78	12	98	106	132	75	125	65	67	131	102	90	89	96	55	132	100	105	
WASECA W-3 P-A	570	47	345	177	140	13	163	177	216	120	186	135	116	204	151	155	144	165	84	231	172	157	
WASECA W-3 P-B	861	72	614	338	230	30	326	276	403	200	372	203	219	358	300	246	283	255	178	374	313	280	

WOODVILLE TWP.	750	42	553	372	147	23	354	197	428	123	414	124	271	266	366	151	340	163	234	276	265	277
County Totals:	6201	468	4303	2554	1461	182	2366	1665	2905	1335	2823	1245	1659	2408	2295	1619	2109	1708	1393	2527	2104	2044
District 28A Total:	19170	1864	14776	8584	5090	612	8595	5729	8300	6222	9998	3950	5841	7966	7884	5363	7073	5676	4887	8368	7408	6947
% Of Voters			100	58.09	34.45	4.14	58.17	38.77	56.17	42.11	67.66	26.73	39.53	53.91	53.36	36.30	47.87	38.41	33.07	56.63	50.14	47.02

VOTER REGISTRATION	U.S. SENATOR	U.S. REP. DISTRICT 1	STATE REP.	GOVERNOR & LT. GOV.	SECRETARY OF STATE	STATE AUDITOR	STATE TREASURER	ATTORNEY GENERAL	CONST. AMEND. 1
--------------------	--------------	----------------------	------------	---------------------	--------------------	---------------	-----------------	------------------	-----------------

District 28B	Persons registered as of 7:00 a.m., election day	Persons registered on election day	Total number of persons voting	IR ROD GRAMS	DFL ANN WYNIA	IP DEAN M. BARKLEY	IR GIL GUTKNECHT	DFL JOHN C. HOTTINGER	IR STEVE SVIGGUM	DFL RODNEY R. PETERSON	IR ARNE H. CARLSON AND JOHANN E. BENSON	DFL JOHN MARTY AND NANCY LARSON	IR DICK KIMBLER	DFL JOAN ANDERSON GROWE	IR JUDI DUTCHER	DFL DONALD M. MOE	IR JAMES C. (JIM) OLSON	DFL MICHAEL A. McGRATH	IR SHARON ANDERSON	DFL ROBERT H. HUMPHREY III	YES	NO
ASHLAND TWP.	210	18	146	84	55	4	91	55	97	47	101	40	63	77	77	56	74	59	57	82	59	82
CANISTEO TWP.	398	21	262	168	84	3	164	92	171	84	187	59	117	129	138	99	153	77	102	141	91	166
CLAREMONT	334	27	204	112	71	10	118	80	134	64	138	58	73	111	89	81	93	79	67	118	125	72
CLAREMONT TWP.	232	7	152	89	51	5	92	56	118	33	110	30	69	72	83	46	84	54	60	79	77	72
CONCORD TWP.	363	29	268	152	89	15	159	98	200	63	168	80	103	141	127	105	120	101	79	155	109	152
DODGE CENTER	761	189	621	365	211	23	372	237	427	183	410	167	268	319	328	218	336	217	217	358	283	299
ELLINGTON TWP.	175	10	118	68	41	6	78	39	97	20	73	39	51	60	54	47	59	39	43	64	51	59
HAYFIELD	789	58	521	256	234	10	260	246	229	277	331	164	173	318	229	245	238	237	160	331	253	249
HAYFIELD TWP.	224	17	145	68	67	8	65	78	63	81	92	44	45	93	66	66	65	69	38	101	70	72
KASSON P-WEST	1477	99	915	501	350	28	551	351	602	297	597	253	374	490	473	354	459	343	277	563	393	480
KASSON P-EAST	766	65	505	274	184	23	304	194	317	178	336	142	177	289	268	191	246	194	158	319	221	261
MANTORVILLE	582	54	425	235	144	21	242	174	256	155	292	101	154	227	211	148	199	151	132	254	196	204
MANTORVILLE TWP.	882	41	583	361	172	25	369	202	427	141	425	117	262	282	323	176	340	167	237	307	241	321
MILTON TWP.	412	21	277	167	88	11	172	99	205	68	182	73	113	146	154	89	137	100	85	159	124	147
RIPLEY TWP.	119	11	74	53	16	2	53	18	56	16	57	11	35	31	42	19	44	17	39	25	38	30
WASIOJA TWP.	516	26	354	202	121	9	214	130	269	78	244	84	152	183	201	124	195	123	137	198	152	189
WEST CONCORD	566	18	365	215	122	15	218	140	293	67	250	89	144	200	188	140	181	145	125	215	156	196
WESTFIELD TWP.	239	17	150	74	64	1	70	72	78	63	79	52	45	89	58	72	56	70	36	89	88	51
County Totals:	9045	728	6085	3444	2164	219	3592	2361	4039	1915	4072	1603	2418	3257	3109	2276	3079	2242	2049	3558	2727	3102

Goodhue	Persons registered as of 7:00 a.m., election day	Persons registered on election day	Total number of persons voting	IR ROD GRAMS	DFL ANN WYNIA	IP DEAN M. BARKLEY	IR GIL GUTKNECHT	DFL JOHN C. HOTTINGER	IR STEVE SVIGGUM	DFL RODNEY R. PETERSON	IR ARNE H. CARLSON AND JOHANN E. BENSON	DFL JOHN MARTY AND NANCY LARSON	IR DICK KIMBLER	DFL JOAN ANDERSON GROWE	IR JUDI DUTCHER	DFL DONALD M. MOE	IR JAMES C. (JIM) OLSON	DFL MICHAEL A. McGRATH	IR SHARON ANDERSON	DFL ROBERT H. HUMPHREY III	YES	NO
CHERRY GROVE TWP.	239	10	156	70	68	15	81	69	112	41	88	60	47	95	73	67	68	70	47	93	74	78
HOLDEN TWP.	270	9	196	125	59	10	147	47	176	16	151	37	104	87	136	45	132	41	80	85	88	105
KENYON	940	75	710	404	250	35	455	241	620	87	493	194	283	393	417	237	396	239	250	412	360	322
KENYON TWP.	261	19	172	110	45	11	123	44	153	17	128	31	85	80	107	43	102	48	59	92	79	88
ROSCOE TWP.	421	20	290	167	107	13	165	117	233	55	195	83	121	157	156	113	160	105	97	177	135	152
WANAMINGO	554	20	397	245	130	16	272	122	361	35	258	98	181	204	243	124	201	136	126	213	170	220
WANAMINGO TWP.	279	14	212	139	60	10	146	63	190	21	134	58	109	89	138	51	123	56	84	103	66	138
County Totals:	2964	167	2133	1260	719	110	1389	703	1845	272	1447	561	930	1105	1270	680	1182	695	743	1175	972	1103

Olmsted	Persons registered as of 7:00 a.m., election day	Persons registered on election day	Total number of persons voting	IR ROD GRAMS	DFL ANN WYNIA	IP DEAN M. BARKLEY	IR GIL GUTKNECHT	DFL JOHN C. HOTTINGER	IR STEVE SVIGGUM	DFL RODNEY R. PETERSON	IR ARNE H. CARLSON AND JOHANN E. BENSON	DFL JOHN MARTY AND NANCY LARSON	IR DICK KIMBLER	DFL JOAN ANDERSON GROWE	IR JUDI DUTCHER	DFL DONALD M. MOE	IR JAMES C. (JIM) OLSON	DFL MICHAEL A. McGRATH	IR SHARON ANDERSON	DFL ROBERT H. HUMPHREY III	YES	NO
BYRON	1553	102	1062	593	397	49	620	425	741	304	750	260	455	553	597	379	542	378	363	623	492	525
KALMAR TWP.	770	30	521	307	171	26	336	174	349	150	355	128	229	267	296	168	280	171	175	300	188	302
County Totals:	2323	132	1583	900	568	75	956	599	1090	454	1105	388	684	820	893	547	822	549	538	923	680	827

Steele																						
AURORA TWP.	342	11	224	136	79	5	131	90	138	79	137	70	75	135	95	115	98	102	63	138	112	102
BERLIN TWP.	292	21	173	99	60	10	99	71	109	63	105	55	71	92	88	64	89	68	64	95	81	88
BLOOMING PRAIRIE	1192	83	800	385	372	20	391	393	465	317	478	287	242	530	337	404	329	412	217	528	450	309
BLOOMING PRAIRIE TWP.	307	9	178	91	76	7	90	85	107	67	96	68	56	111	66	96	76	83	45	121	108	66
ELLENDALE	359	27	271	155	103	8	145	123	155	112	180	79	101	152	136	110	133	114	87	163	155	107
HAVANA TWP.	351	16	303	184	94	18	175	123	199	98	206	85	120	167	150	126	144	113	109	157	161	136
LEMOND TWP.	298	16	199	135	41	15	138	58	143	49	154	32	88	95	115	62	114	57	73	100	99	95
MEDFORD	444	32	300	150	118	17	163	130	186	108	163	120	99	184	142	124	132	136	87	184	187	104
MEDFORD TWP.	244	10	161	101	54	2	105	54	123	36	115	41	71	82	91	57	86	52	61	80	89	71
MERTON TWP.	240	13	169	90	61	9	97	62	121	42	113	42	57	99	74	68	63	80	58	90	74	91
SOMERSET TWP.	481	29	341	182	131	11	185	147	194	136	204	113	118	198	138	150	135	151	107	202	192	144
SUMMIT TWP.	293	17	189	104	69	9	112	72	115	69	131	46	73	104	69	99	71	102	54	120	114	72
<b>County Totals:</b>	<b>4843</b>	<b>284</b>	<b>3308</b>	<b>1812</b>	<b>1258</b>	<b>131</b>	<b>1831</b>	<b>1408</b>	<b>2055</b>	<b>1176</b>	<b>2082</b>	<b>1038</b>	<b>1171</b>	<b>1949</b>	<b>1501</b>	<b>1475</b>	<b>1470</b>	<b>1470</b>	<b>1025</b>	<b>1978</b>	<b>1822</b>	<b>1385</b>

Waseca																						
OTISCO TWP.	344	24	240	153	65	16	148	87	151	84	152	78	91	134	128	84	129	87	92	133	93	135
<b>County Totals:</b>	<b>344</b>	<b>24</b>	<b>240</b>	<b>153</b>	<b>65</b>	<b>16</b>	<b>148</b>	<b>87</b>	<b>151</b>	<b>84</b>	<b>152</b>	<b>78</b>	<b>91</b>	<b>134</b>	<b>128</b>	<b>84</b>	<b>129</b>	<b>87</b>	<b>92</b>	<b>133</b>	<b>93</b>	<b>135</b>
<b>District 28B Total:</b>	<b>19519</b>	<b>1335</b>	<b>13349</b>	<b>7569</b>	<b>4774</b>	<b>551</b>	<b>7916</b>	<b>5158</b>	<b>9180</b>	<b>3901</b>	<b>8858</b>	<b>3668</b>	<b>5294</b>	<b>7265</b>	<b>6901</b>	<b>5062</b>	<b>6682</b>	<b>5043</b>	<b>4447</b>	<b>7767</b>	<b>6294</b>	<b>6552</b>
<b>% Of Voters</b>	<b>100</b>	<b>56.70</b>	<b>35.76</b>	<b>4.12</b>	<b>59.30</b>	<b>38.64</b>	<b>68.77</b>	<b>29.22</b>	<b>66.36</b>	<b>27.48</b>	<b>39.66</b>	<b>54.42</b>	<b>51.70</b>	<b>37.92</b>	<b>50.06</b>	<b>37.78</b>	<b>33.31</b>	<b>58.18</b>	<b>47.15</b>	<b>49.08</b>	<b>62.94</b>	<b>49.08</b>
<b>District 28 Total:</b>	<b>38689</b>	<b>3199</b>	<b>28125</b>	<b>16153</b>	<b>9864</b>	<b>1163</b>	<b>16511</b>	<b>10887</b>	<b>-</b>	<b>-</b>	<b>18856</b>	<b>7618</b>	<b>11135</b>	<b>15231</b>	<b>14785</b>	<b>10425</b>	<b>13755</b>	<b>10719</b>	<b>9334</b>	<b>16135</b>	<b>13702</b>	<b>13499</b>
<b>% Of Voters</b>	<b>100</b>	<b>57.43</b>	<b>35.07</b>	<b>4.14</b>	<b>58.71</b>	<b>38.71</b>	<b>67.04</b>	<b>27.09</b>	<b>-</b>	<b>-</b>	<b>67.04</b>	<b>27.09</b>	<b>52.57</b>	<b>37.07</b>	<b>48.91</b>	<b>38.11</b>	<b>33.19</b>	<b>57.37</b>	<b>48.72</b>	<b>48.00</b>	<b>48.00</b>	<b>48.00</b>

District 29A County Dakota	VOTER REGISTRATION			U.S. SENATOR			U.S. REP. DISTRICT 1		U.S. REP. DISTRICT 6		STATE REP.	GOVERNOR & LT. GOV.	SECRETARY OF STATE	STATE AUDITOR	STATE TREASURER	ATTORNEY GENERAL	CONST. AMEND. 1							
	Persons registered as of 7:00 a.m. election day	Persons registered on election day	Total number of persons voting	IR ROD GRAMS	DFL ANN WYNIA	IP DEAN M. BARKLEY	IR GIL GUTKNECHT	DFL JOHN C. HOTTINGER	IR TAD JUDE	DFL WILLIAM P. THILMUTH LUTHER	IR JERRY DEMPSEY	DFL NONA J. NELSON	IR ARNE H. CARLSON AND JOHANNE E. BENSON	DFL JOHN MARTY AND NANCY LARSON	IR DICK KIMBLER	DFL JOAN ANDERSON GROWE	IR JUDI DUTCHER	DFL DONALD M. MOE	IR JAMES C. (JIM) OLSON	DFL MICHAEL A. McGRATH	IR SHARON ANDERSON	DFL HUBERT H. HUMPHREY III	YES	NO
HASTINGS W-1	2186	203	1357	594	624	84	-	-	568	749	937	400	769	479	432	842	566	661	494	681	340	868	733	540
HASTINGS W-2	2073	152	1399	606	680	72	-	-	622	737	994	381	853	452	465	843	613	627	514	684	342	898	694	643
HASTINGS W-3	2032	142	1621	775	695	95	-	-	782	795	1242	357	1003	502	557	967	748	706	641	732	393	1038	826	722
HASTINGS W-4	2482	166	1741	910	687	74	-	-	854	814	1363	327	1137	477	609	1017	902	664	751	749	424	1117	921	712
RAVENNA TWP. P-1	749	51	480	231	199	32	-	-	223	243	349	120	296	148	142	297	215	208	190	233	119	320	255	194
RAVENNA TWP. P-2	471	35	351	174	137	23	-	-	182	153	245	101	218	111	134	197	170	139	161	146	104	207	176	155
<b>County Totals:</b>	<b>10281</b>	<b>749</b>	<b>6949</b>	<b>3290</b>	<b>3022</b>	<b>380</b>	<b>182</b>	<b>153</b>	<b>3049</b>	<b>3338</b>	<b>5130</b>	<b>1686</b>	<b>4276</b>	<b>2169</b>	<b>2339</b>	<b>4163</b>	<b>3214</b>	<b>3005</b>	<b>2751</b>	<b>3225</b>	<b>1722</b>	<b>4448</b>	<b>3605</b>	<b>2966</b>

Goodhue																								
RED WING W-1 P-1	389	29	248	120	104	18	109	132	-	-	136	110	171	67	83	155	117	114	109	110	68	159	134	111
RED WING W-1 P-2	797	49	536	304	199	20	299	228	-	-	327	206	409	116	192	329	280	217	276	215	155	350	320	202
RED WING W-1 P-3	1089	62	709	349	325	27	371	321	-	-	418	288	518	163	256	428	356	308	330	324	182	481	363	334
RED WING W-2 P-1	349	23	209	78	110	14	98	106	-	-	116	90	158	46	47	150	85	103	86	99	47	149	121	81
RED WING W-2 P-2	715	53	526	269	218	19	280	238	-	-	349	168	392	117	190	310	282	198	259	202	142	328	265	242
RED WING W-2 P-3	1084	80	748	393	314	22	417	319	-	-	485	253	559	169	289	438	408	298	382	317	206	501	421	305
RED WING W-3 P-1	585	42	397	182	188	14	177	208	-	-	220	167	273	110	125	245	188	163	161	179	91	269	190	192

(29A) 467



468 (29B)

RED WING W-3 P-2	542	39	413	194	187	17	192	210	-	-	229	173	270	122	120	269	194	177	174	190	95	278	205	193
RED WING W-3 P-3	1048	120	813	455	303	42	454	335	-	-	539	261	631	158	322	453	465	275	435	292	235	510	402	385
RED WING W-4 P-1	450	26	253	107	133	8	109	138	-	-	123	129	160	85	74	161	114	108	89	130	46	181	131	114
RED WING W-4 P-2	722	59	440	203	205	13	204	220	-	-	222	201	293	124	147	252	178	201	170	214	106	290	204	197
RED WING W-4 P-3	662	31	468	213	212	26	214	243	-	-	268	193	321	132	145	296	211	221	191	235	97	339	255	199
WELCH TWP.	417	16	263	153	90	15	149	110	-	-	185	73	180	69	106	144	142	97	131	97	83	143	152	107
<b>County Totals:</b>	<b>8849</b>	<b>629</b>	<b>6023</b>	<b>3020</b>	<b>2588</b>	<b>255</b>	<b>3073</b>	<b>2808</b>	<b>-</b>	<b>-</b>	<b>3617</b>	<b>2312</b>	<b>4335</b>	<b>1478</b>	<b>2096</b>	<b>3630</b>	<b>3020</b>	<b>2480</b>	<b>2793</b>	<b>2604</b>	<b>1553</b>	<b>3978</b>	<b>3163</b>	<b>2662</b>
District 29A Total:	19130	1378	12972	6310	5610	635	3255	2961	3049	3338	8747	3998	8611	3647	4435	7793	6324	5485	5544	5829	3275	8426	6768	5628
% Of Voters			100	48.64	43.25	4.90	25.09	22.83	23.51	25.73	67.43	30.82	66.38	28.11	34.19	60.08	48.06	42.28	42.74	44.95	25.25	64.96	52.17	43.39

	VOTER REGISTRATION			U.S. SENATOR			U.S. REP. DISTRICT 1		U.S. REP. DISTRICT 6		STATE REP.		GOVERNOR & LT. GOV.		SECRETARY OF STATE		STATE AUDITOR		STATE TREASURER		ATTORNEY GENERAL		CONST. AMEND. 1	
	Persons registered as of 7:00 a.m. election day	Persons registered on election day	Total number of persons voting	IR ROD GRAMS	DFL ANN WYNIA	IP DEAN M. BARKLEY	IR GIL GUTKNECHT	DFL JOHN C. HOTTINGER	IR MIKE OSSKOPP	DFL FLORA BURFEIND	IR ARNE H. CARLSON AND JOANNE E. BENSON	DFL JOHN MARTY AND NANCY LARSON	IR DICK KIMBLER	DFL JOAN ANDERSON GROWE	IR JUDI DUTCHER	DFL DONALD M. MOE	IR JAMES C. (JIM) OLSON	DFL MICHAEL A. McGRATH	IR SHARON ANDERSON	DFL HUBERT H. HUMPHREY III	YES	NO		
<b>District 29B</b>																								
<b>County Goodhue</b>																								
BELLECHESTER	721	5	60	30	23	3	23	36	-	-	20	38	19	38	22	29	22	31	15	41	37	22		
BELLE CREEK TWP.	251	10	181	85	85	8	79	101	-	-	63	118	47	129	64	98	58	98	35	127	84	92		
BELVIDERE TWP.	238	7	197	134	52	6	137	56	-	-	106	89	154	32	86	95	118	59	73	101	82	104		
FEATHERSTONE TWP.	514	24	388	215	152	14	216	161	-	-	182	200	277	100	136	237	207	152	179	166	115	239	191	183
FLORENCE TWP.	797	30	537	297	208	18	298	218	-	-	253	270	360	151	214	288	280	206	252	217	178	299	250	262
GOODHUE	360	20	292	193	75	17	182	103	-	-	163	129	202	81	131	148	172	90	160	102	111	148	147	133
GOODHUE TWP.	319	17	216	157	46	7	156	55	-	-	144	97	143	48	99	103	130	67	116	74	69	125	90	116
HAY CREEK TWP.	456	28	332	175	124	24	181	143	-	-	117	179	233	79	116	204	175	133	166	143	96	209	180	148
LAKE CITY	297	14	185	98	82	2	100	77	-	-	99	84	138	38	76	100	97	68	94	73	68	105	89	85
MINNEOLA TWP.	370	22	254	153	78	16	149	102	-	-	138	112	175	59	112	135	150	86	132	96	84	146	114	134
PINE ISLAND P-1	1261	54	765	413	304	29	441	314	-	-	417	330	475	240	300	431	383	305	362	314	244	459	337	409
PINE ISLAND TWP.	386	17	243	153	74	10	155	84	-	-	149	89	175	58	111	122	143	83	143	76	89	141	106	134
VASA TWP.	495	28	333	156	150	21	151	178	-	-	119	205	204	109	92	227	124	182	112	194	66	237	164	162
WACOUTA TWP.	272	17	222	102	103	13	107	110	-	-	91	126	168	47	79	135	106	98	96	99	52	151	103	116
ZUMBROTA P-1	725	63	551	304	205	26	316	222	-	-	278	267	365	158	212	316	319	184	278	204	171	322	261	277
ZUMBROTA P-2	760	0	537	292	204	20	301	222	-	-	272	257	337	165	199	304	268	230	260	216	167	339	265	255
ZUMBROTA TWP.	335	17	232	151	68	8	137	86	-	-	120	108	165	58	95	124	123	90	120	88	70	141	108	119
<b>County Totals:</b>	<b>8557</b>	<b>373</b>	<b>5525</b>	<b>3108</b>	<b>2033</b>	<b>242</b>	<b>3129</b>	<b>2268</b>	<b>-</b>	<b>-</b>	<b>2731</b>	<b>2698</b>	<b>3687</b>	<b>1527</b>	<b>2124</b>	<b>3136</b>	<b>2886</b>	<b>2154</b>	<b>2668</b>	<b>2250</b>	<b>1703</b>	<b>3330</b>	<b>2608</b>	<b>2751</b>

<b>Wabasha</b>																								
BELLECHESTER	20	3	19	15	4	0	11	8	-	-	10	9	7	11	6	9	7	10	2	14	9	10		
CHESTER TWP.	255	9	169	114	43	7	99	63	-	-	100	66	101	55	73	80	83	64	72	68	60	88	73	90
ELGIN CITY	443	24	262	160	84	11	167	91	-	-	158	91	179	69	118	124	142	87	141	90	94	152	110	137
ELGIN TWP.	495	13	281	168	93	12	180	97	-	-	181	97	195	74	123	144	157	98	149	95	100	154	114	158
GILLFORD TWP.	280	14	197	148	40	4	142	53	-	-	121	74	149	40	101	85	128	52	118	54	81	102	76	113
GLASGOW TWP.	167	3	119	53	52	4	52	61	-	-	55	60	50	58	37	72	43	62	40	63	31	79	53	61
GREENFIELD TWP.	756	41	570	275	251	22	274	276	-	-	295	254	362	179	211	324	255	270	244	269	172	362	290	259
HAMMOND	93	8	77	29	35	2	34	34	-	-	27	44	32	36	20	45	26	36	20	40	20	45	44	27
HIGHLAND TWP.	237	11	165	87	65	7	86	75	-	-	89	70	88	66	62	88	76	74	61	85	54	100	71	88
HYDE PARK TWP.	133	3	75	32	32	9	30	44	-	-	32	42	40	34	23	47	22	43	26	40	18	51	45	29

KELLOGG	250	14	226	92	112	9	98	120	-	-	100	124	122	89	57	144	78	115	75	122	46	167	102	110
LAKE TWP.	241	10	171	94	54	18	102	64	-	-	85	83	124	38	76	89	108	48	102	51	61	97	90	75
LAKE CITY P-1	880	38	587	323	216	25	327	241	-	-	277	298	399	160	235	309	316	221	308	234	198	329	262	301
LAKE CITY P-2	871	35	628	296	291	24	330	281	-	-	281	333	402	204	230	371	312	266	286	284	203	382	275	334
LAKE CITY P-3	739	56	554	306	217	18	322	222	-	-	290	256	359	176	218	310	286	216	253	241	158	352	244	279
MAZEPPA CITY	374	24	244	127	91	11	122	109	-	-	129	107	145	86	92	135	110	107	97	110	57	161	110	119
MAZEPPA TWP.	383	14	248	159	71	10	165	78	-	-	161	79	173	50	120	105	147	73	139	67	94	130	111	128
MILLVILLE	113	3	65	34	21	4	32	25	-	-	37	26	40	18	23	30	28	28	27	26	22	33	28	33
MINNEISKA CITY	36	1	27	19	8	0	19	8	-	-	11	14	18	8	10	15	13	12	12	12	9	16	12	15
MINNEISKA TWP.	111	4	75	45	26	1	37	34	-	-	40	32	44	26	30	39	33	34	34	31	22	45	35	35
MOUNT PLEASANT TWP.	221	9	159	100	50	3	100	57	-	-	84	75	111	40	74	76	99	46	86	55	62	82	72	84
OAKWOOD TWP.	215	4	112	71	33	6	63	49	-	-	70	39	81	26	47	59	61	40	59	45	40	65	41	70
PEPIN TWP.	154	1	107	43	55	4	37	68	-	-	41	62	50	54	22	78	34	64	20	78	18	84	47	54
PLAINVIEW P-1	907	65	559	363	165	17	359	190	-	-	373	174	401	130	258	258	300	191	289	195	198	304	208	330
PLAINVIEW P-2	624	47	433	252	157	9	276	150	-	-	284	145	316	93	187	225	254	147	234	157	164	234	161	257
PLAINVIEW TWP.	284	9	184	130	44	7	129	48	-	-	129	48	130	40	104	70	119	47	109	53	83	85	58	117
READS LANDING PREC	102	16	80	41	30	5	39	39	-	-	41	38	52	24	21	56	31	40	31	41	21	55	43	33
WABASHA W-1	404	28	323	157	147	9	166	148	-	-	167	148	192	116	111	197	147	140	123	159	98	201	149	162
WABASHA W-2	567	29	462	224	209	9	225	223	-	-	225	227	273	165	144	280	196	217	183	216	124	295	233	208
WABASHA W-3	584	31	420	217	162	24	197	206	-	-	206	198	265	136	129	259	149	217	146	226	103	285	216	181
WATOPA TWP.	94	17	90	39	40	6	41	47	-	-	45	45	54	32	27	55	38	43	32	50	18	68	41	45
WEST ALBANY TWP.	209	4	131	86	37	4	79	51	-	-	81	49	84	38	59	61	74	42	66	52	50	70	46	82
ZUMBRO TWP.	455	13	268	173	76	12	170	96	-	-	171	94	199	60	136	118	164	87	153	88	110	144	141	124
ZUMBRO FALLS	109	4	60	36	16	8	35	23	-	-	30	30	32	25	28	25	29	23	31	25	11	40	30	27
<b>County Totals:</b>	<b>11806</b>	<b>605</b>	<b>8147</b>	<b>4508</b>	<b>3027</b>	<b>321</b>	<b>4545</b>	<b>3379</b>	<b>-</b>	<b>-</b>	<b>4426</b>	<b>3531</b>	<b>5271</b>	<b>2453</b>	<b>3213</b>	<b>4384</b>	<b>4064</b>	<b>3259</b>	<b>3748</b>	<b>3432</b>	<b>2602</b>	<b>4871</b>	<b>3640</b>	<b>4175</b>
<b>District 29B Total:</b>	<b>20363</b>	<b>978</b>	<b>13672</b>	<b>7616</b>	<b>5060</b>	<b>563</b>	<b>7674</b>	<b>5647</b>	<b>-</b>	<b>-</b>	<b>7157</b>	<b>6229</b>	<b>8958</b>	<b>3980</b>	<b>5337</b>	<b>7520</b>	<b>6950</b>	<b>5413</b>	<b>6416</b>	<b>5682</b>	<b>4305</b>	<b>8201</b>	<b>6428</b>	<b>6926</b>
<b>% Of Voters:</b>			<b>100</b>	<b>55.71</b>	<b>37.01</b>	<b>4.12</b>	<b>56.13</b>	<b>41.30</b>	<b>-</b>	<b>-</b>	<b>52.34</b>	<b>45.56</b>	<b>65.52</b>	<b>29.11</b>	<b>39.04</b>	<b>55.00</b>	<b>50.83</b>	<b>39.59</b>	<b>46.93</b>	<b>41.56</b>	<b>31.49</b>	<b>59.98</b>	<b>47.02</b>	<b>50.66</b>
<b>District 29 Total:</b>	<b>39493</b>	<b>2356</b>	<b>26644</b>	<b>13926</b>	<b>10670</b>	<b>1198</b>	<b>10929</b>	<b>8608</b>	<b>3049</b>	<b>3338</b>	<b>-</b>	<b>-</b>	<b>17569</b>	<b>7627</b>	<b>9772</b>	<b>15313</b>	<b>13184</b>	<b>10898</b>	<b>11960</b>	<b>11511</b>	<b>7580</b>	<b>16627</b>	<b>13016</b>	<b>12554</b>
<b>% Of Voters:</b>			<b>100</b>	<b>52.27</b>	<b>40.05</b>	<b>4.50</b>	<b>41.02</b>	<b>32.31</b>	<b>11.44</b>	<b>12.53</b>	<b>-</b>	<b>-</b>	<b>65.94</b>	<b>28.63</b>	<b>36.68</b>	<b>57.47</b>	<b>49.48</b>	<b>40.90</b>	<b>44.89</b>	<b>43.20</b>	<b>28.45</b>	<b>62.40</b>	<b>48.85</b>	<b>47.12</b>

	VOTER REGISTRATION			U.S. SENATOR			U.S. REP. DISTRICT 1				STATE REP.		GOVERNOR & LT. GOV.		SECRETARY OF STATE		STATE AUDITOR		STATE TREASURER		ATTORNEY GENERAL		CONST. AMEND. 1		
District 30A County Olmsted	Persons registered as of 7:00 a.m. election day	Persons registered on election day	Total number of persons voting	IR ROD GRAMS	DEL ANN WYNYA	IP DEAN M. BARKLEY	IR GIL GUTKNECHT	DEL JOHN C. HOTTINGER	IR FRAN BRADLEY	DEL ROXANNE MINDEMAN	IR ARNE H. CARLSON AND DEL JOANNE E. BENSON	DEL JOHN MARTY AND DEL NANCY LARSON	IR DICK KIMBLER	DEL JOAN ANDERSON GROWE	IR JUDI DUTCHER	DEL DONALD M. MOE	IR JAMES C. (JIM) OLSON	DEL MICHAEL A. McGRATH	IR SHARON ANDERSON	DEL HUBERT H. HUMPHREY III	YES	NO			
ROCHESTER W-3 P-4	1705	98	1140	724	358	32	793	332	764	337	875	201	567	474	717	276	676	269	451	577	462	625			
ROCHESTER W-3 P-1	1917	119	886	536	295	31	576	288	528	330	617	177	422	372	503	269	473	262	316	457	381	443			
ROCHESTER W-3 P-2	2257	148	1336	759	502	40	872	444	789	505	996	267	550	697	769	434	703	428	389	821	534	722			
ROCHESTER W-3 P-3	1480	58	910	495	367	26	539	362	543	338	664	210	335	516	434	361	422	356	247	575	374	471			
ROCHESTER W-2 P-4	2122	75	1388	843	479	44	932	436	937	424	1059	251	640	659	826	413	776	416	490	783	550	775			
ROCHESTER W-5 P-1	2108	77	1230	601	547	50	684	526	634	550	785	379	446	703	583	516	527	544	311	813	491	642			
ROCHESTER W-5 P-4	1231	48	744	435	270	26	476	261	469	257	576	135	371	332	467	203	430	209	297	389	246	466			
ROCHESTER W-6 P-1	2119	1402	799	533	39	900	481	866	499	1048	280	615	709	833	428	771	440	458	817	545	768				
ROCHESTER W-6 P-2	2140	69	1529	854	596	54	961	552	934	566	1135	344	638	797	851	520	802	500	473	912	570	880			
ROCHESTER W-6 P-3	1635	60	1162	678	426	31	791	363	755	388	908	214	525	554	691	335	635	321	405	639	459	630			
ROCHESTER W-6 P-4	1746	118	862	472	327	39	526	322	504	323	629	184	389	398	496	270	471	269	291	495	337	469			
ROCHESTER TWP. P-3	0	0	0	0	0	0	0	0	0	0	0	0	0	0	0	0	0	0	0	0	0	0	0		

CASCADE TWP. P-5	9	0	3	1	2	0	3	0	2	1	3	0	0	3	2	0	2	1	0	3	1	2
CASCADE TWP. P-6	16	0	8	6	2	0	6	2	6	2	5	3	5	3	6	2	6	2	2	6	3	4
CASCADE TWP. P-7	2	0	2	0	1	0	2	0	1	1	2	0	0	1	2	0	1	1	1	1	0	1
CASCADE TWP. P-8	3	0	0	0	0	0	0	0	0	0	0	0	0	0	0	0	0	0	0	0	0	0
<b>County Totals:</b>	<b>20490</b>	<b>967</b>	<b>12602</b>	<b>7203</b>	<b>4705</b>	<b>412</b>	<b>8061</b>	<b>4369</b>	<b>7732</b>	<b>4521</b>	<b>9302</b>	<b>2645</b>	<b>5503</b>	<b>6218</b>	<b>7180</b>	<b>4027</b>	<b>6695</b>	<b>4018</b>	<b>4131</b>	<b>7288</b>	<b>4953</b>	<b>6898</b>
District 30A Total:	20490	967	12602	7203	4705	412	8061	4369	7732	4521	9302	2645	5503	6218	7180	4027	6695	4018	4131	7288	4953	6898
% Of Voters:			100	57.16	37.34	3.27	63.97	34.67	61.36	35.88	73.81	20.99	43.67	49.34	56.98	31.96	53.13	31.88	32.78	57.83	39.30	54.74

	VOTER REGISTRATION			U.S. SENATOR			U.S. REP. DISTRICT 1		STATE REP.		GOVERNOR & LT. GOV.		SECRETARY OF STATE		STATE AUDITOR		STATE TREASURER		ATTORNEY GENERAL		CONST. AMEND. 1	
	Persons registered as of 7:00 a.m. election day	Persons registered on election day	Total number of persons voting	IR ROD GRAMS	DFL ANN WYNIA	IP DEAN M. BARKLEY	IR GIL GUTKNECHT	DFL JOHN C. HOTTINGER	IR DAVE BISHOP	DFL MIKE PODULKE	IR ARNE H. CARLSON AND JOANNE E. BENSON	DFL JOHN MARTY AND NANCY LARSON	IR DICK KIMBLER	DFL JOAN ANDERSON GROWE	IR JUDI DUTCHER	DFL DONALD M. MOE	IR JAMES C. (JIM) OLSON	DFL MICHAEL A. McGRATH	IR SHARON ANDERSON	DFL HUBERT H. HUMPHREY III	YES	NO
District 30B																						
County Olmsted																						
MARION TWP. P-2	56	4	27	15	11	1	14	13	17	9	16	10	9	17	16	9	15	9	4	21	12	14
ROCHESTER W-1 P-2	1270	45	690	385	257	24	419	257	475	183	473	171	301	343	378	237	374	223	216	427	284	373
ROCHESTER W-1 P-3	1455	65	800	401	346	30	440	350	512	244	543	210	308	442	407	308	364	325	228	497	343	406
ROCHESTER W-2 P-1	2144	117	1246	652	542	34	701	527	814	366	844	344	533	615	640	452	580	455	385	734	441	708
ROCHESTER W-2 P-2	3258	127	2173	1251	826	62	1323	823	1754	336	1731	368	991	1047	1287	640	1210	619	750	1228	799	1224
ROCHESTER W-4 P-1	1526	61	747	359	339	23	387	343	467	231	498	203	306	377	371	297	355	284	224	443	256	420
ROCHESTER W-4 P-2	1088	62	507	232	239	21	272	224	285	181	301	157	193	260	229	196	208	206	149	294	225	222
ROCHESTER W-4 P-3	1433	59	749	380	324	29	410	326	482	231	500	203	268	435	376	285	339	297	207	477	304	394
ROCHESTER W-4 P-4	1028	54	400	217	155	17	232	162	256	123	275	103	173	192	211	140	205	148	154	207	182	190
ROCHESTER W-5 P-2	2304	57	1483	784	619	61	877	585	1021	387	1047	359	621	773	824	498	737	511	468	892	528	846
ROCHESTER W-5 P-3	2282	38	1675	937	651	41	1055	589	1238	355	1243	349	723	824	990	494	894	508	578	941	583	966
ROCHESTER TWP P-2	194	10	144	88	53	2	94	50	113	26	108	31	63	69	89	39	83	40	49	80	40	92
<b>County Totals:</b>	<b>18038</b>	<b>699</b>	<b>10643</b>	<b>5701</b>	<b>4362</b>	<b>345</b>	<b>6224</b>	<b>4249</b>	<b>7434</b>	<b>2672</b>	<b>7579</b>	<b>2508</b>	<b>4489</b>	<b>5394</b>	<b>5818</b>	<b>3595</b>	<b>5364</b>	<b>3627</b>	<b>3412</b>	<b>6241</b>	<b>3997</b>	<b>5875</b>
District 30B Total:	18038	699	10643	5701	4362	345	6224	4249	7434	2672	7579	2508	4489	5394	5818	3595	5364	3627	3412	6241	3997	5875
% Of Voters:			100	53.57	40.98	3.24	58.48	39.92	69.85	25.11	71.21	23.56	42.18	50.68	54.67	33.78	50.40	34.08	32.06	58.64	37.56	55.20
District 30 Total:	38528	1666	23245	12904	9067	757	14285	8618	-	-	16881	5153	9992	11612	12998	7622	12059	7645	7543	13529	8950	12773
% Of Voters			100	55.51	39.01	3.26	61.45	37.07	-	-	72.62	22.17	42.99	49.95	55.92	32.79	51.88	32.89	32.45	58.20	38.50	54.95

	VOTER REGISTRATION			U.S. SENATOR			U.S. REP. DISTRICT 1		STATE SENATOR		STATE REP.	GOVERNOR & LT. GOV.		SECRETARY OF STATE		STATE AUDITOR		STATE TREASURER		ATTORNEY GENERAL		CONST. AMEND. 1		
	Persons registered as of 7:00 a.m. election day	Persons registered on election day	Total number of persons voting	IR	DFL	IP	IR	DFL	IR	DFL	IR	IR	DFL	DFL	IR	DFL	IR	DFL	IR	DFL	IR	DFL	YES	NO
<b>District 31A</b>																								
<b>County</b>																								
<b>Dodge</b>																								
VERNON TWP.	361	18	233	96	116	7	97	127	90	132	165	-	131	90	68	152	93	119	90	117	59	157	92	130
<b>County Totals:</b>	<b>361</b>	<b>18</b>	<b>233</b>	<b>96</b>	<b>116</b>	<b>7</b>	<b>97</b>	<b>127</b>	<b>90</b>	<b>132</b>	<b>165</b>	<b>-</b>	<b>131</b>	<b>90</b>	<b>68</b>	<b>152</b>	<b>93</b>	<b>119</b>	<b>90</b>	<b>117</b>	<b>59</b>	<b>157</b>	<b>92</b>	<b>130</b>
<b>Olmsted</b>																								
CASCADE TWP. P-1	1570	75	1052	658	342	38	747	295	676	327	874	-	825	171	504	477	654	286	625	258	376	588	425	581
FARMINGTON TWP.	359	9	212	134	68	6	133	75	120	80	175	-	148	47	96	98	119	69	109	65	76	120	77	121
HAVERRHILL TWP.	958	32	676	398	229	36	437	232	403	247	557	-	516	132	310	325	386	207	368	208	229	385	288	341
HIGH FOREST TWP.	670	24	399	262	117	14	264	128	273	123	341	-	287	84	192	189	235	129	230	121	149	215	160	205
MARION TWP. P-1	3352	131	1926	1146	677	64	1230	677	1166	704	1568	-	1363	437	905	892	1104	630	1033	631	684	1055	806	1005
NEW HAVEN TWP.	717	41	497	304	168	18	313	178	281	194	410	-	350	126	234	242	276	180	255	178	176	281	239	241
ORONOCO	546	17	348	219	110	13	225	118	214	117	281	-	255	74	165	158	202	100	196	96	136	177	154	169
ORONOCO TWP.	1156	65	741	476	237	16	521	213	475	235	633	-	558	143	374	323	484	191	427	206	289	381	322	370
PINE ISLAND P-2	0	2	2	0	2	0	1	1	0	2	2	-	1	0	0	2	0	2	0	2	0	2	2	0
PLEASANT GROVE TWP.	463	8	276	159	102	13	178	96	171	97	227	-	209	60	114	142	155	88	150	87	100	161	121	134
ROCHESTER W-1 P-5	1752	56	1108	578	456	50	642	446	609	455	869	-	791	264	439	606	598	406	539	416	321	714	459	604
ROCHESTER W-1 P-5	10	1	7	3	4	0	3	4	3	4	7	-	5	2	3	4	4	3	3	4	3	4	3	4
ROCHESTER W-3 P-3	133	26	113	68	39	6	77	33	75	33	95	-	88	19	57	49	74	27	66	33	43	65	47	58
ROCHESTER W-2 P-3	511	25	401	252	136	11	275	122	265	119	342	-	341	50	200	183	264	101	234	98	143	224	161	224
ROCHESTER W-1 P-4	2529	156	1621	979	580	35	1040	554	1000	542	1293	-	1218	312	748	755	962	463	893	475	541	917	712	845
ROCHESTER W-2 P-5	104	22	93	56	32	4	65	28	59	26	73	-	62	24	56	33	60	23	56	27	41	44	43	49
ROCHESTER W-2 P-6	6	0	3	3	0	0	3	0	3	0	2	-	2	0	2	0	3	0	3	0	1	0	1	2
ROCHESTER W-4 P-5	0	0	0	0	0	0	0	0	0	0	0	-	0	0	0	0	0	0	0	0	0	0	0	0
ROCHESTER W-4 P-6	0	0	0	0	0	0	0	0	0	0	0	-	0	0	0	0	0	0	0	0	0	0	0	0
ROCHESTER W-5 P-5	47	3	30	17	11	0	20	8	21	5	22	-	20	4	14	12	20	5	19	6	11	15	11	19
ROCHESTER TWP P-1	1915	56	1354	809	465	46	873	456	842	440	1110	-	1066	214	649	603	825	370	747	370	473	721	490	775
ROCHESTER TWP P-4	9	1	4	1	3	0	2	2	1	1	2	-	3	1	1	2	1	1	1	1	1	3	1	3
ROCK DELL TWP.	408	11	270	151	105	6	156	112	154	108	212	-	179	75	110	150	152	95	144	96	88	162	118	135
SALEM TWP.	658	23	437	246	163	20	253	178	232	185	359	-	310	98	166	238	228	152	216	145	134	257	203	205
STEWARTVILLE	2597	141	1446	892	474	39	927	514	915	508	1272	-	1026	333	672	711	861	471	834	469	528	818	596	763
<b>County Totals:</b>	<b>20470</b>	<b>925</b>	<b>13016</b>	<b>7811</b>	<b>4520</b>	<b>435</b>	<b>8385</b>	<b>4470</b>	<b>7958</b>	<b>4552</b>	<b>10726</b>	<b>-</b>	<b>9623</b>	<b>2671</b>	<b>6011</b>	<b>6194</b>	<b>7667</b>	<b>3999</b>	<b>7148</b>	<b>3992</b>	<b>4543</b>	<b>7309</b>	<b>5439</b>	<b>6853</b>
<b>District 31A Total:</b>	<b>20831</b>	<b>943</b>	<b>13249</b>	<b>7907</b>	<b>4636</b>	<b>442</b>	<b>8482</b>	<b>4597</b>	<b>8048</b>	<b>4684</b>	<b>10891</b>	<b>-</b>	<b>9754</b>	<b>2761</b>	<b>6079</b>	<b>6346</b>	<b>7760</b>	<b>4118</b>	<b>7238</b>	<b>4109</b>	<b>4602</b>	<b>7466</b>	<b>5531</b>	<b>6983</b>
<b>% Of Voters:</b>			<b>100</b>	<b>59.68</b>	<b>34.99</b>	<b>3.34</b>	<b>64.02</b>	<b>34.70</b>	<b>60.74</b>	<b>35.35</b>	<b>82.20</b>	<b>-</b>	<b>73.62</b>	<b>20.84</b>	<b>45.88</b>	<b>47.90</b>	<b>58.57</b>	<b>31.08</b>	<b>54.63</b>	<b>31.01</b>	<b>34.73</b>	<b>56.35</b>	<b>41.75</b>	<b>52.71</b>

District 31B  
County  
Fillmore

	VOTER REGISTRATION			U.S. SENATOR			U.S. REP. DISTRICT 1		STATE SENATOR		STATE REP.		GOVERNOR & LT. GOV.		SECRETARY OF STATE		STATE AUDITOR		STATE TREASURER		ATTORNEY GENERAL		CONST. AMEND. 1		
	Persons registered as of 7:00 a.m. election day	Persons registered on election day	Total number of persons voting	IR ROD GRAMS	DFL ANN WYNIA	IP DEAN M. BARKLEY	IR GIL GUTKNECHT	DFL JOHN C. HOTTINGER	IR KENRIC SCHEEVEL	DFL NEIL S. HAUGERUD	IR GREGORY M. DAVIDS	IR ARNE H. CARLSON AND JOANNE E. BERSON	DFL JOHN MARTY AND NANCY LARSON	IR DICK KIMBLER	DFL JOAN ANDERSON GROVE	IR JUDI DUTCHER	DFL DONALD M. MOE	IR JAMES C. (JIM) OLSON	DFL MICHAEL A. McGRATH	IR SHARON ANDERSON	DFL HUBERT H. HUMPHREY III	YES	NO		
																								YES	NO
AMHERST TWP.	176	6	114	46	63	0	48	63	56	55	84	-	62	46	37	73	39	64	40	64	31	77	52	55	
ARENDAHL TWP.	208	5	117	60	49	4	74	42	74	42	105	-	83	30	54	57	61	47	65	41	49	60	37	71	
BEAVER TWP.	142	7	78	34	42	0	37	39	42	36	68	-	60	18	25	51	33	38	28	40	16	52	33	39	
BLOOMFIELD TWP.	232	11	154	83	63	4	91	63	97	57	133	-	108	38	65	85	78	69	67	69	49	95	53	90	
BRISTOL TWP.	247	2	153	81	70	0	87	65	110	41	135	-	98	50	67	89	79	61	68	63	51	87	47	94	
CANTON	215	14	139	62	63	3	65	67	78	61	116	-	89	41	38	85	49	64	44	73	34	91	63	58	
CANTON TWP.	197	6	102	61	38	1	62	40	64	36	88	-	79	19	45	53	61	32	54	35	40	55	49	48	
CARIMONA TWP.	227	6	161	75	72	6	103	57	96	64	136	-	119	35	62	89	91	54	87	57	54	93	57	91	
CARROLTON TWP.	171	4	128	73	51	2	78	45	88	69	96	-	104	16	62	62	69	39	85	33	54	53	38	85	
CHATFIELD	777	47	468	260	172	15	283	177	291	170	405	-	316	113	204	238	245	174	248	166	156	261	194	247	
CHATFIELD TWP.	286	8	179	98	72	3	104	72	112	66	144	-	122	40	67	102	98	62	90	68	63	106	86	84	
FILLMORE TWP.	279	12	189	127	47	8	134	53	136	50	170	-	104	40	106	69	119	53	93	53	68	79	59	120	
FORESTVILLE TWP.	257	5	163	104	54	2	117	45	115	47	146	-	112	30	75	75	94	53	90	43	56	81	60	96	
FOUNTAIN	216	4	155	77	62	10	84	70	104	50	134	-	110	34	51	94	70	67	73	61	47	99	69	76	
FOUNTAIN TWP.	203	7	147	97	45	2	103	43	107	40	126	-	112	22	77	62	103	33	84	42	60	70	58	87	
HARMONY	706	6	452	255	162	13	263	179	322	123	398	-	321	110	192	228	239	159	238	161	175	241	188	229	
HARMONY TWP.	210	6	122	66	47	4	77	45	79	41	105	-	84	34	45	70	67	40	56	44	43	68	49	63	
HOLT TWP.	161	8	103	64	32	2	65	38	71	32	88	-	68	25	50	41	56	31	57	31	44	44	31	65	
JORDAN TWP.	229	11	141	86	47	3	93	46	92	48	119	-	95	35	72	58	86	40	82	36	57	70	52	81	
LANESBORO	517	40	393	198	162	10	247	141	221	162	329	-	277	96	166	199	190	151	195	144	136	217	159	197	
MABEL	465	11	269	124	123	5	128	135	143	122	213	-	168	81	110	139	131	106	116	111	92	148	106	141	
NEWBURG TWP.	268	7	142	81	56	1	72	70	86	55	117	-	97	40	58	79	70	60	65	63	58	70	63	65	
OSTRANDER	176	10	126	63	53	2	71	51	69	54	103	-	89	28	49	68	62	48	66	44	43	68	53	58	
PILOT MOUND TWP.	196	7	139	90	43	4	89	48	106	31	122	-	101	29	64	71	84	46	79	39	63	64	45	84	
PREBLE TWP.	142	4	71	27	41	1	36	35	43	28	63	-	48	22	28	37	38	26	34	29	25	39	23	40	
PRESTON W-1	325	14	233	107	106	8	137	93	122	108	199	-	165	56	85	128	116	88	111	89	80	135	107	114	
PRESTON W-2	639	36	488	277	177	11	304	170	286	194	430	-	329	126	210	250	262	170	246	173	157	281	190	275	
PRESTON TWP.	143	12	109	60	43	4	71	37	71	38	96	-	83	20	47	55	63	32	62	27	41	57	43	58	
SPRING VALLEY W-1	728	65	523	283	210	14	307	210	330	187	477	-	377	118	226	265	282	197	265	187	174	300	230	268	
SPRING VALLEY W-2	690	47	480	245	209	13	261	212	293	181	442	-	299	136	180	265	219	195	212	189	126	302	206	252	
SPRING VALLEY TWP.	383	19	216	118	83	6	143	70	150	64	189	-	154	37	104	97	131	64	124	55	78	104	97	113	
SUMNER TWP.	283	4	165	105	48	7	104	58	113	51	146	-	110	35	76	81	96	54	93	53	47	94	63	90	
WHALAN	63	2	46	16	24	3	18	26	16	27	34	-	23	20	9	29	10	30	17	22	13	28	12	29	
WYKOFF	309	15	239	123	95	6	138	96	158	76	208	-	143	61	101	119	118	88	107	83	73	127	109	107	
YORK TWP.	228	11	158	86	64	4	100	57	109	49	132	-	106	38	63	82	90	50	72	56	65	68	57	90	
County Totals:	10694	479	7062	3812	2788	181	4194	2758	4450	2525	6096	-	4815	1719	2960	3645	3699	2585	3493	2544	2418	3884	2838	3760	
Mower																									
BENNINGTON TWP.	118	6	69	34	30	2	37	31	37	29	56	-	41	23	21	45	29	34	31	29	22	43	41	28	
CLAYTON TWP.	112	0	72	30	35	4	23	47	30	41	58	-	44	25	16	50	23	43	25	37	14	54	26	46	
FRANKFORD TWP.	217	16	140	90	43	5	95	45	104	36	126	-	114	26	69	70	85	49	86	41	64	68	63	77	

GRAND MEADOW	593	27	367	182	154	13	189	172	208	150	317	-	219	126	115	224	156	178	159	170	103	238	205	161
GRAND MEADOW TWP.	199	7	135	57	67	6	65	68	84	51	118	-	79	50	49	81	59	67	60	63	31	96	66	68
LE ROY	544	19	347	150	171	13	171	171	188	151	301	-	224	107	112	203	156	161	154	154	91	239	140	200
LE ROY TWP.	226	7	129	66	54	4	64	65	67	62	106	-	73	47	41	86	58	64	57	57	35	87	73	53
LODI TWP.	161	7	120	75	41	2	76	41	67	49	102	-	81	36	51	62	50	59	52	56	40	71	46	69
PLEASANT VALLEY	165	5	91	58	30	2	56	34	50	39	73	-	62	24	35	52	48	34	46	34	33	54	41	50
RACINE	223	12	160	82	64	8	94	65	91	66	145	-	113	39	72	82	79	63	85	56	60	91	84	75
RACINE TWP.	272	7	161	102	47	7	114	47	107	54	145	-	128	30	87	68	105	45	103	44	76	75	73	87
SARGEANT	47	5	42	17	20	2	20	22	18	23	38	-	25	14	13	24	20	17	19	20	12	27	18	24
SARGEANT TWP.	175	8	112	65	42	4	66	45	57	50	92	-	72	31	48	55	55	45	55	39	31	67	49	63
TAOPI	48	7	43	20	17	2	13	27	28	12	32	-	25	14	8	27	8	26	10	25	8	31	22	20
<b>County Totals:</b>	<b>3100</b>	<b>133</b>	<b>1988</b>	<b>1028</b>	<b>815</b>	<b>74</b>	<b>1083</b>	<b>880</b>	<b>1136</b>	<b>813</b>	<b>1709</b>	-	<b>1300</b>	<b>592</b>	<b>737</b>	<b>1129</b>	<b>931</b>	<b>885</b>	<b>942</b>	<b>825</b>	<b>620</b>	<b>1241</b>	<b>947</b>	<b>1021</b>

<b>Olmsted</b>																									
CHATFIELD	634	48	444	256	162	14	264	174	264	176	397	-	303	119	185	228	239	146	235	147	144	265	224	192	
DOVER	224	9	144	82	49	5	79	60	76	62	111	-	99	40	65	72	72	54	75	56	53	82	77	54	
DOVER TWP.	259	4	133	85	36	10	81	49	88	44	120	-	99	25	64	60	74	44	70	45	50	68	66	61	
ELMIRA TWP.	215	11	130	75	48	5	81	47	82	46	105	-	91	32	59	62	75	48	64	50	53	67	59	62	
EYOTA	778	61	570	341	180	23	379	178	394	163	469	-	417	116	276	250	334	173	328	169	230	293	255	275	
EYOTA TWP.	313	11	208	133	64	9	153	55	142	65	171	-	157	31	99	98	125	64	123	53	75	113	83	114	
ORION TWP.	329	18	196	112	73	6	124	69	125	69	156	-	128	55	87	105	118	67	110	67	79	104	89	96	
QUINCY TWP.	214	10	114	75	35	2	76	36	75	36	96	-	79	29	59	51	71	36	66	36	43	61	46	60	
VIOLA TWP.	333	13	186	117	52	11	125	61	117	68	153	-	136	34	90	82	102	63	98	58	63	104	67	105	
<b>County Totals:</b>	<b>3299</b>	<b>185</b>	<b>2125</b>	<b>1276</b>	<b>699</b>	<b>85</b>	<b>1362</b>	<b>729</b>	<b>1363</b>	<b>729</b>	<b>1778</b>	-	<b>1509</b>	<b>481</b>	<b>984</b>	<b>1008</b>	<b>1210</b>	<b>695</b>	<b>1169</b>	<b>681</b>	<b>790</b>	<b>1157</b>	<b>966</b>	<b>1019</b>	

<b>Winona</b>																									
ST. CHARLES	1502	110	979	555	347	35	619	332	592	363	777	-	642	245	448	455	529	328	529	316	373	497	422	496	
ST. CHARLES TWP.	290	5	174	115	51	3	116	54	116	49	146	-	121	29	83	74	105	48	101	43	74	80	74	87	
SARATOGA TWP.	243	7	131	81	47	1	85	45	77	50	109	-	82	32	63	62	71	44	65	42	50	64	44	81	
<b>County Totals:</b>	<b>2035</b>	<b>122</b>	<b>1284</b>	<b>751</b>	<b>445</b>	<b>39</b>	<b>820</b>	<b>431</b>	<b>785</b>	<b>462</b>	<b>1032</b>	-	<b>845</b>	<b>306</b>	<b>594</b>	<b>591</b>	<b>705</b>	<b>420</b>	<b>695</b>	<b>401</b>	<b>497</b>	<b>641</b>	<b>540</b>	<b>664</b>	
District 31B Total:	19128	919	12459	6867	4747	379	7459	4798	7734	4529	10615	-	8469	3098	5275	6373	6545	4855	6299	4451	4325	6923	5291	6464	
% Of Voters:			100	55.12	38.10	3.04	59.87	38.51	62.08	36.35	85.20	-	67.97	24.87	42.34	51.15	52.53	36.80	50.56	35.73	34.71	55.57	42.47	51.88	
District 31 Total:	39959	1862	25708	14774	9383	821	15941	9395	15782	9213	-	-	18223	5859	11354	12719	14305	8703	13537	8560	8927	14389	10822	13447	
% Of Voters:			100	57.47	36.50	3.19	62.01	36.55	61.39	35.84	-	-	70.88	22.79	44.17	49.47	55.64	33.85	52.66	33.30	34.72	55.97	42.10	52.31	

VOTER REGISTRATION	U.S. SENATOR	U.S. REP. DISTRICT 1	STATE REP.	GOVERNOR & LT. GOV.	SECRETARY OF STATE	STATE AUDITOR	STATE TREASURER	ATTORNEY GENERAL	CONST. AMEND. 1
--------------------	--------------	----------------------	------------	---------------------	--------------------	---------------	-----------------	------------------	-----------------

Persons registered as of 7:00 a.m. election day	Persons registered on election day	Total number of persons voting	IR ROD GRAMS	DFL ANN WYNN	IP DEAN M. BARKLEY	IR GIL GUTKNECHT	DFL JOHN C. HOTTINGER	IR MATT DEMPSEY	DFL GENE PELOWSKI, JR.	IR ARNE H. CARLSON AND JOANNE E. BENSON	DFL JOHN MARTY AND NANCY LARSON	IR DICK KIMBLER	DFL JOAN ANDERSON GROVE	IR JUDI DUTCHER	DFL DONALD M. MOE	IR JAMES C. (JIM) OLSON	DFL MICHAEL A. McGRATH	IR SHARON ANDERSON	DFL HUBERT H. HUMPHREY III	YES	NO
124	6	70	26	37	3	26	42	17	50	31	34	16	50	23	42	22	43	17	47	42	21
159	10	97	52	40	4	57	39	39	58	54	37	38	54	43	46	45	45	32	61	42	53
797	79	492	252	213	6	276	200	155	329	304	170	190	269	230	214	232	209	157	296	233	238
832	106	769	407	313	19	442	298	259	498	454	271	282	437	372	316	349	333	252	462	390	362

(32A) 473

District 32A  
County  
Winona  
ELBA  
ELBA TWP.  
GOODVIEW P-1  
GOODVIEW P-2

474  
(32B)

MINNEISKA	55	5	41	25	14	1	22	19	11	30	31	10	19	21	19	21	18	14	25	17	21	
MINNESOTA CITY	119	9	89	40	42	2	40	48	26	62	40	47	29	54	38	42	32	47	23	59	40	44
MOUNT VERNON TWP.	211	7	152	80	54	10	81	67	45	104	94	50	57	86	60	69	61	69	44	98	79	68
ROLLINGSTONE	398	42	345	150	163	8	169	167	91	247	222	102	110	213	138	167	132	168	96	219	176	155
ROLLINGSTONE TWP.	711	48	530	308	198	8	316	201	180	342	324	177	217	286	248	227	252	212	175	309	263	254
WHITewater TWP.	108	4	63	32	23	3	34	28	25	34	43	17	21	35	23	29	22	27	16	42	22	40
WINONA W-1 P-1	655	64	435	211	189	7	221	192	105	320	231	168	148	258	180	198	187	200	131	265	230	187
WINONA W-1 P-2	1440	135	817	427	340	11	460	332	342	469	477	281	324	428	380	336	367	333	276	469	400	390
WINONA W-1 P-3	953	131	594	315	253	10	343	229	218	365	337	214	243	316	285	243	269	245	207	340	287	287
WINONA W-1 P-4	656	72	537	261	252	10	276	246	191	341	326	185	215	295	250	236	244	224	182	309	211	309
WINONA W-2 P-1	831	89	621	282	305	9	304	290	171	435	337	244	216	356	273	274	247	283	192	371	323	275
WINONA W-2 P-2	897	84	620	301	281	13	322	277	183	424	349	226	202	379	276	275	244	299	166	392	282	314
WINONA W-2 P-3	820	90	553	234	284	7	248	279	157	385	300	212	168	335	208	272	191	267	132	361	261	273
WINONA W-2 P-4	1001	97	536	238	287	9	264	252	186	332	291	210	196	290	218	241	215	242	150	318	252	264
WINONA W-3 P-1	1000	103	440	190	214	5	201	214	135	290	217	176	141	241	161	201	152	203	127	258	208	204
WINONA W-3 P-2	1500	183	389	183	170	10	191	168	146	223	201	145	136	204	164	147	148	161	120	213	187	190
WINONA W-3 P-3	680	79	411	203	176	10	218	169	129	269	250	120	153	210	169	175	165	171	121	243	218	177
WINONA W-3 P-4	750	64	496	248	210	8	265	215	168	317	272	182	174	275	198	232	201	223	129	312	246	227
WINONA W-4 P-1	825	87	546	227	286	6	250	269	155	379	261	242	160	342	187	299	179	298	136	359	296	232
WINONA W-4 P-2	767	59	482	206	243	11	218	251	142	326	237	215	134	312	159	267	166	255	107	333	261	207
WINONA W-4 P-3	800	66	479	189	260	4	196	262	114	353	212	233	122	317	165	265	144	280	104	342	262	196
WINONA W-4 P-4	1237	121	983	525	419	12	543	411	353	609	608	320	427	487	498	376	483	368	345	533	436	522
WINONA TWP.	554	46	449	258	163	10	260	170	177	262	299	122	207	209	237	162	218	166	173	233	222	207
<b>County Totals:</b>	<b>18880</b>	<b>1886</b>	<b>12036</b>	<b>5870</b>	<b>5409</b>	<b>216</b>	<b>6243</b>	<b>5335</b>	<b>3920</b>	<b>7853</b>	<b>6802</b>	<b>4410</b>	<b>4345</b>	<b>6759</b>	<b>5202</b>	<b>5372</b>	<b>4988</b>	<b>5389</b>	<b>3624</b>	<b>7269</b>	<b>5886</b>	<b>5717</b>
<b>District 32A Total:</b>	<b>18880</b>	<b>1886</b>	<b>12036</b>	<b>5870</b>	<b>5409</b>	<b>216</b>	<b>6243</b>	<b>5335</b>	<b>3920</b>	<b>7853</b>	<b>6802</b>	<b>4410</b>	<b>4345</b>	<b>6759</b>	<b>5202</b>	<b>5372</b>	<b>4988</b>	<b>5389</b>	<b>3624</b>	<b>7269</b>	<b>5886</b>	<b>5717</b>
<b>% Of Voters:</b>			<b>100</b>	<b>48.77</b>	<b>44.94</b>	<b>1.79</b>	<b>51.87</b>	<b>44.33</b>	<b>32.57</b>	<b>65.25</b>	<b>56.51</b>	<b>36.64</b>	<b>36.10</b>	<b>56.16</b>	<b>43.22</b>	<b>44.63</b>	<b>41.44</b>	<b>44.77</b>	<b>30.11</b>	<b>60.39</b>	<b>48.90</b>	<b>47.50</b>

	VOTER REGISTRATION			U.S. SENATOR			U.S. REP. DISTRICT 1		STATE REP.		GOVERNOR & LT. GOV.		SECRETARY OF STATE		STATE AUDITOR		STATE TREASURER		ATTORNEY GENERAL		CONST. AMEND. 1	
	Persons registered as of 7:00 a.m. election day	Persons registered on election day	Total number of persons voting	IR ROD GRAMS	DFL ANN WYNIA	IP DEAN M. BARKLEY	IR GILL GUTKNECHT	DFL JOHN C. HOTTINGER	IR VIRGIL J. JOHNSON	IR ARNE H. CARLSON AND JOANNE E. BENSON	DFL JOHN MARTY AND NANCY LARSON	IR DICK KIMBLER	DFL JOAN ANDERSON GROWE	IR JUDI DUTCHER	DFL DONALD M. MOE	IR JAMES C. (JIM) OLSON	DFL MICHAEL A. McGRATH	IR SHARON ANDERSON	DFL HUBERT H. HUMPHREY III	YES	NO	
District 32B																						
County																						
Fillmore																						
NORWAY TWP.	179	3	101	50	45	1	55	44	80	-	67	30	42	50	53	38	49	38	31	61	33	61
PETERSON	175	13	91	52	37	1	51	38	79	-	56	33	41	48	49	38	47	40	36	48	36	49
RUSHFORD	894	24	466	219	226	6	236	222	408	-	292	145	180	264	212	205	217	201	163	269	183	246
RUSHFORD VILLAGE	420	18	275	145	117	5	154	120	243	-	187	74	122	137	132	108	127	109	102	147	116	144
<b>County Totals:</b>	<b>1668</b>	<b>58</b>	<b>933</b>	<b>466</b>	<b>425</b>	<b>13</b>	<b>496</b>	<b>424</b>	<b>810</b>	<b>-</b>	<b>602</b>	<b>282</b>	<b>385</b>	<b>499</b>	<b>446</b>	<b>389</b>	<b>440</b>	<b>388</b>	<b>332</b>	<b>525</b>	<b>368</b>	<b>500</b>

Houston																						
BLACK HAMMER TWP.	168	3	120	64	47	1	66	50	106	-	70	36	53	61	56	50	62	46	46	68	36	82
BROWNSVILLE	304	20	241	109	91	12	125	99	197	-	132	74	79	120	83	111	77	102	77	124	121	102
BROWNSVILLE TWP.	242	15	176	98	67	2	97	71	152	-	89	70	70	85	71	77	65	83	55	92	72	93
CALEDONIA P-1	794	44	642	359	209	17	404	204	583	-	371	195	284	282	301	254	288	251	237	327	225	354
CALEDONIA P-2	1020	49	785	422	286	9	492	264	713	-	482	223	323	373	343	307	375	288	277	403	315	411
CALEDONIA TWP.	337	27	287	168	97	6	196	82	260	-	183	65	115	138	136	105	138	103	103	142	92	180
CROOKED CREEK TWP.	177	9	130	72	40	3	86	38	110	-	75	34	54	53	47	53	51	45	46	55	33	82

EITZEN	148	15	128	77	30	5	83	37	116	-	88	25	72	37	74	34	73	31	64	40	45	71
HOKAH	392	4	227	127	81	4	135	88	198	-	129	76	97	103	99	99	100	94	86	111	116	100
HOKAH TWP.	340	8	224	132	85	2	140	78	199	-	129	72	101	104	97	95	97	81	87	111	79	133
HOUSTON	651	46	464	257	160	10	288	154	423	-	316	112	206	217	229	182	249	153	200	219	187	224
HOUSTON TWP.	289	15	236	133	76	11	146	84	214	-	163	54	107	111	126	87	132	73	108	110	102	130
JEFFERSON TWP.	83	3	55	30	20	0	40	13	51	-	35	16	18	28	19	23	23	21	19	29	13	35
LA CRESCENT P-1	1212	72	845	487	292	15	527	279	696	-	528	235	405	365	429	301	428	291	345	402	297	502
LA CRESCENT P-2	1300	73	803	425	321	10	461	310	678	-	485	260	375	372	384	342	397	315	314	416	300	458
LA CRESCENT P-3	372	25	183	104	68	3	108	73	158	-	105	63	89	84	99	65	100	64	84	92	67	113
LA CRESCENT TWP.	1013	39	618	369	224	7	396	212	550	-	400	166	299	271	332	223	308	221	268	276	222	379
MAYVILLE TWP.	250	6	184	107	59	3	115	60	172	-	96	52	86	77	77	74	83	66	61	92	80	91
MONEY CREEK TWP.	257	27	194	113	59	6	125	58	173	-	127	55	91	83	99	68	99	67	86	84	84	100
MOUND PRAIRIE TWP.	342	17	233	145	69	4	149	76	207	-	150	67	114	96	120	80	119	75	96	103	84	135
SHELDON TWP.	173	7	127	87	32	0	95	29	117	-	91	23	71	47	72	40	79	31	65	45	40	77
SPRING GROVE	770	51	569	267	259	7	301	248	524	-	349	177	209	321	243	253	256	238	204	325	214	323
SPRING GROVE TWP.	268	5	185	102	67	4	107	76	166	-	99	53	79	93	89	69	79	72	61	97	55	122
UNION TWP.	202	9	144	90	43	3	94	49	127	-	89	43	77	57	76	49	72	49	62	58	50	84
WILLMINGTON TWP.	300	10	212	145	53	2	157	52	201	-	162	36	118	76	136	53	131	44	100	79	90	111
WINNEBAGO TWP.	165	8	132	75	47	1	77	51	113	-	80	36	58	59	62	56	63	50	58	62	37	86
YUCATAN TWP.	214	12	135	74	49	4	73	61	118	-	78	44	62	64	59	61	65	52	41	74	56	74
<b>County Totals:</b>	<b>11783</b>	<b>619</b>	<b>8279</b>	<b>4638</b>	<b>2931</b>	<b>151</b>	<b>5083</b>	<b>2896</b>	<b>7322</b>	<b>-</b>	<b>5101</b>	<b>2362</b>	<b>3712</b>	<b>3777</b>	<b>3958</b>	<b>3211</b>	<b>4009</b>	<b>3006</b>	<b>3250</b>	<b>4036</b>	<b>3112</b>	<b>4652</b>

<b>Winona</b>																							
ALTURA	203	11	134	76	51	1	75	57	119	-	94	30	55	68	68	49	63	52	43	80	64	62	
DAKOTA	210	7	122	60	58	2	62	56	102	-	64	51	49	67	53	61	50	61	43	70	46	69	
DRESBACH TWP.	224	6	109	73	34	1	73	33	93	-	72	26	62	40	64	33	61	35	49	49	42	63	
FREMONT TWP.	209	3	133	95	33	1	97	35	120	-	84	31	75	50	84	41	86	36	70	53	47	80	
HART TWP.	184	10	94	54	37	3	52	41	86	-	66	21	41	47	50	37	51	34	36	48	45	48	
HILLSDALE TWP.	366	50	219	132	70	5	131	81	190	-	131	59	108	92	98	88	104	82	82	107	94	117	
HOMER TWP.	835	56	609	356	210	9	365	219	505	-	375	189	286	272	332	205	322	207	267	290	256	333	
LEWISTON	738	35	486	272	191	7	274	204	434	-	301	144	198	264	246	209	250	195	165	283	203	263	
NEW HARTFORD TWP.	466	23	266	143	107	2	148	110	203	-	142	93	123	124	132	108	133	105	116	131	104	157	
NORTON TWP.	321	0	201	132	55	5	129	69	185	-	136	45	96	89	103	75	113	66	82	99	79	117	
PLEASANT HILL TWP.	280	16	188	118	53	4	123	59	155	-	131	46	97	75	104	61	110	58	94	77	62	116	
RICHMOND TWP.	419	15	291	155	112	4	174	97	239	-	179	86	130	127	153	98	136	102	119	138	116	152	
STOCKTON	283	34	233	123	84	7	138	85	205	-	142	72	97	113	102	100	112	94	88	125	104	120	
UTICA	105	10	77	39	32	1	36	40	65	-	43	25	26	48	34	37	36	29	27	42	45	27	
UTICA TWP.	364	13	219	128	80	8	146	70	194	-	135	66	129	100	118	79	116	81	85	111	94	116	
WARREN TWP.	313	12	224	143	75	2	140	79	195	-	143	61	111	101	121	85	124	71	99	109	91	125	
WILSON TWP.	715	43	545	326	181	11	346	174	466	-	367	138	272	230	316	164	298	162	238	249	248	285	
WISCOY TWP.	218	14	153	67	72	5	80	70	107	-	77	63	55	79	67	55	55	62	45	78	55	93	
<b>County Totals:</b>	<b>6453</b>	<b>358</b>	<b>4293</b>	<b>2492</b>	<b>1535</b>	<b>78</b>	<b>2589</b>	<b>1579</b>	<b>3663</b>	<b>-</b>	<b>2682</b>	<b>1246</b>	<b>1990</b>	<b>1986</b>	<b>2245</b>	<b>1585</b>	<b>2220</b>	<b>1532</b>	<b>1748</b>	<b>2139</b>	<b>1795</b>	<b>2343</b>	
<b>District 32B Total:</b>	<b>19904</b>	<b>1035</b>	<b>13505</b>	<b>7596</b>	<b>4891</b>	<b>242</b>	<b>8168</b>	<b>4899</b>	<b>11795</b>	<b>-</b>	<b>8385</b>	<b>3890</b>	<b>6087</b>	<b>6262</b>	<b>6649</b>	<b>5185</b>	<b>6669</b>	<b>4926</b>	<b>5330</b>	<b>6700</b>	<b>5275</b>	<b>7495</b>	
% Of Voters:			100	56.25	36.22	1.79	60.48	36.28	87.34	-	62.09	28.80	45.07	46.37	49.23	38.39	49.38	36.48	39.47	49.61	39.06	55.50	
<b>District 32 Total:</b>	<b>38784</b>	<b>2921</b>	<b>25541</b>	<b>13466</b>	<b>10300</b>	<b>458</b>	<b>14411</b>	<b>10234</b>	-	-	<b>15187</b>	<b>8300</b>	<b>10432</b>	<b>13021</b>	<b>11851</b>	<b>10557</b>	<b>11657</b>	<b>10315</b>	<b>8954</b>	<b>13969</b>	<b>11161</b>	<b>13212</b>	
% Of Voters:			100	52.72	40.33	1.79	56.42	40.07	-	-	59.46	32.50	40.84	50.98	46.40	41.33	45.64	40.39	35.06	54.69	43.70	51.73	



District 33A

County Hennepin  
CORCORAN P-1  
CORCORAN P-2  
DAYTON P-1  
DAYTON P-2  
DAYTON P-3  
DAYTON P-3  
HASSAN TWP P-1  
MAPLE GROVE P- 1  
MAPLE GROVE P- 3  
MAPLE GROVE P- 5  
MAPLE GROVE P- 6  
ROGERS P-1  
CHAMPLIN W-1 P-2  
CHAMPLIN W-2 P-1  
MAPLE GROVE P-11

County Totals:

Table with 11 columns: VOTER REGISTRATION, U.S. SENATOR, U.S. REP. DISTRICT 3, STATE REP., GOVERNOR & LT. GOV., SECRETARY OF STATE, STATE AUDITOR, STATE TREASURER, ATTORNEY GENERAL, CONST. AMEND. 1. Rows include candidates like ROD GRAMS, JIM RAMSTAD, ARLO LINDNER, ARNE H. CARLSON AND JOUANNE E. BENSON, etc.

Wright

DAYTON

County Totals:

District 33A Total:

% Of Voters:

Summary table for Wright district with columns for VOTER REGISTRATION, U.S. SENATOR, U.S. REP. DISTRICT 3, STATE REP., GOVERNOR & LT. GOV., SECRETARY OF STATE, STATE AUDITOR, STATE TREASURER, ATTORNEY GENERAL, CONST. AMEND. 1.

District 33B

County Hennepin  
MAPLE GROVE P- 2  
MAPLE GROVE P- 4  
MAPLE GROVE P- 7  
MAPLE GROVE P- 8  
MAPLE GROVE P- 9

Table with 11 columns: VOTER REGISTRATION, U.S. SENATOR, U.S. REP. DISTRICT 3, STATE REP., GOVERNOR & LT. GOV., SECRETARY OF STATE, STATE AUDITOR, STATE TREASURER, ATTORNEY GENERAL, CONST. AMEND. 1. Rows include candidates like ROD GRAMS, JIM RAMSTAD, WARREN LIMMER, ARNE H. CARLSON AND JOUANNE E. BENSON, etc.

MAPLE GROVE P-10	1690	129	1102	572	421	93	765	297	664	391	811	242	439	597	636	370	575	370	342	655	546	470
PLYMOUTH W-4 P-15	1922	122	1390	749	524	101	1055	294	892	439	1126	226	589	739	855	416	736	463	425	833	717	562
PLYMOUTH W-4 P-16	1693	87	1196	734	379	71	966	203	820	346	970	189	618	527	792	325	714	341	447	615	608	492
MAPLE GROVE P-12	1603	105	1089	634	365	79	774	269	690	359	854	205	452	574	656	334	585	347	366	625	552	449
MAPLE GROVE P-13	1759	158	1197	656	456	67	840	318	737	422	904	254	489	649	712	401	632	437	375	707	637	478
PLYMOUTH W-4 P-19	2062	153	1296	723	487	65	978	267	821	402	987	260	549	667	755	405	666	420	383	758	595	591
PLYMOUTH W-4 P-20	1880	167	1324	657	557	93	927	348	795	469	984	287	513	737	726	468	643	494	379	826	646	569
<b>County Totals:</b>	<b>21617</b>	<b>1383</b>	<b>14632</b>	<b>7832</b>	<b>5545</b>	<b>1031</b>	<b>10340</b>	<b>3770</b>	<b>8928</b>	<b>5142</b>	<b>10923</b>	<b>3131</b>	<b>6044</b>	<b>7773</b>	<b>8507</b>	<b>4790</b>	<b>7514</b>	<b>5111</b>	<b>4589</b>	<b>8579</b>	<b>7479</b>	<b>6070</b>
<b>District 33B Total:</b>	<b>21617</b>	<b>1383</b>	<b>14632</b>	<b>7832</b>	<b>5545</b>	<b>1031</b>	<b>10340</b>	<b>3770</b>	<b>8928</b>	<b>5142</b>	<b>10923</b>	<b>3131</b>	<b>6044</b>	<b>7773</b>	<b>8507</b>	<b>4790</b>	<b>7514</b>	<b>5111</b>	<b>4589</b>	<b>8579</b>	<b>7479</b>	<b>6070</b>
<b>% Of Voters:</b>		<b>100</b>		<b>53.53</b>	<b>37.90</b>	<b>7.05</b>	<b>70.67</b>	<b>25.77</b>	<b>61.02</b>	<b>35.14</b>	<b>74.65</b>	<b>21.40</b>	<b>41.31</b>	<b>53.12</b>	<b>58.14</b>	<b>32.74</b>	<b>51.35</b>	<b>34.93</b>	<b>31.36</b>	<b>58.63</b>	<b>51.11</b>	<b>41.48</b>
<b>District 33 Total:</b>	<b>43582</b>	<b>2790</b>	<b>29796</b>	<b>16208</b>	<b>10680</b>	<b>2388</b>	<b>20775</b>	<b>7867</b>	-	-	<b>21894</b>	<b>6529</b>	<b>12348</b>	<b>15643</b>	<b>17312</b>	<b>9516</b>	<b>15340</b>	<b>10088</b>	<b>9523</b>	<b>17120</b>	<b>15268</b>	<b>12417</b>
<b>% Of Voters:</b>		<b>100</b>		<b>54.40</b>	<b>35.84</b>	<b>8.01</b>	<b>69.72</b>	<b>26.40</b>	-	-	<b>73.48</b>	<b>21.91</b>	<b>41.44</b>	<b>52.50</b>	<b>58.10</b>	<b>31.94</b>	<b>51.48</b>	<b>33.86</b>	<b>31.96</b>	<b>57.46</b>	<b>51.24</b>	<b>41.67</b>

	VOTER REGISTRATION			U.S. SENATOR			U.S. REP. DISTRICT 2		U.S. REP. DISTRICT 3		STATE REP.	GOVERNOR & LT. GOV.	SECRETARY OF STATE	STATE AUDITOR	STATE TREASURER	ATTORNEY GENERAL	CONST. AMEND. 1									
	Persons registered as of 7:00 a.m. election day	Persons registered on election day	Total number of persons voting	IR ROD GRAMS	DFL ANN WYNIA	IP DEAN M. BARKLEY	IR GARY B. REVIER	DFL DAVID MINGE	IND STAN BENTZ	IR JIM RAMSTAD	DFL BOB OLSON	IR STEVE SMITH	DFL ELAINE HAUFF	IR ARNE H. CARLSON AND JOANNE E. BENSON	DFL JOHN MARTY AND NANCY LARSON	IR DICK KIMBLER	DFL JOAN ANDERSON GROWE	IR JUDI DUTCHER	DFL DONALD M. MOE	IR JAMES C. (JIM) OLSON	DFL MICHAEL A. McGRATH	IR SHARON ANDERSON	DFL HUBERT H. HUMPHREY III	YES	NO	
<b>District 34A County Hennepin</b>																										
GREENFIELD P-1	878	58	656	383	189	66	-	-	-	451	173	382	244	471	141	279	328	385	173	359	193	222	343	347	247	
HANOVER P-1	202	4	143	63	59	17	-	-	-	75	60	68	69	87	49	48	85	65	61	61	60	40	90	79	57	
INDEPENDENCE P-1	1858	94	1383	861	391	98	-	-	-	1016	331	938	402	1033	272	678	615	858	381	784	382	503	655	698	577	
MINNETRISTA P-1	2456	194	1844	1090	590	131	-	-	-	1345	436	1241	552	1413	334	897	844	1191	491	1074	513	677	911	1009	716	
MOUND P-1	634	73	486	255	165	53	-	-	-	334	133	357	118	353	111	200	249	286	149	254	166	183	253	288	159	
MOUND P-3	1909	166	1183	594	420	116	-	-	-	738	398	754	394	827	282	481	610	627	401	575	418	370	678	701	393	
MOUND P-4	1050	63	743	373	295	65	-	-	-	478	229	433	293	533	178	311	387	408	245	365	256	258	395	449	229	
MOUND P-5	1168	74	803	427	302	59	-	-	-	542	231	523	262	566	195	337	416	475	250	419	280	268	460	461	281	
ROCKFORD P-1	147	15	88	39	32	13	-	-	-	53	28	43	39	60	20	29	51	47	30	37	32	26	56	45	37	
SPRING PARK P-1	997	105	608	313	228	45	-	-	-	391	190	345	230	423	151	285	295	337	197	300	210	211	326	358	192	
ST. BONIFACIUS P-1	656	80	519	283	174	40	-	-	-	282	180	295	194	314	161	171	285	239	206	219	205	143	303	271	191	
MOUND P-2	592	39	352	158	140	41	-	-	-	212	119	229	108	250	84	131	192	189	123	161	132	106	210	212	109	
MOUND P-6	844	53	591	259	273	42	-	-	-	319	244	344	232	378	177	194	353	275	251	240	264	169	363	318	240	
<b>County Totals:</b>	<b>13391</b>	<b>1018</b>	<b>9399</b>	<b>5098</b>	<b>3258</b>	<b>786</b>	-	-	-	<b>6246</b>	<b>2752</b>	<b>5952</b>	<b>3137</b>	<b>6708</b>	<b>2155</b>	<b>4021</b>	<b>4710</b>	<b>5382</b>	<b>2958</b>	<b>4848</b>	<b>3111</b>	<b>3176</b>	<b>5043</b>	<b>5236</b>	<b>3428</b>	
<b>Wright</b>																										
DELANO	1728	156	1217	656	438	96	510	625	49	-	-	716	458	813	350	449	692	619	440	554	470	376	739	572	490	
FRANKLIN TWP	1632	65	1121	681	349	70	540	521	47	-	-	703	399	735	307	469	603	612	412	573	420	388	624	610	509	
HANOVER	445	34	302	162	90	39	-	-	-	194	91	177	116	207	77	131	151	165	100	155	100	95	173	173	100	
ROCKFORD	1238	96	682	326	277	59	-	-	-	404	262	346	311	425	211	240	396	342	268	328	267	214	402	378	268	
ROCKFORD TWP	2002	105	1332	748	435	117	606	626	67	-	-	755	508	883	352	540	707	725	467	658	488	458	729	648	592	
<b>County Totals:</b>	<b>7045</b>	<b>456</b>	<b>4654</b>	<b>2573</b>	<b>1589</b>	<b>381</b>	<b>1656</b>	<b>1772</b>	<b>163</b>	<b>598</b>	<b>353</b>	<b>2697</b>	<b>1792</b>	<b>3063</b>	<b>1297</b>	<b>1829</b>	<b>2549</b>	<b>2463</b>	<b>1687</b>	<b>2268</b>	<b>1745</b>	<b>1531</b>	<b>2667</b>	<b>2381</b>	<b>1959</b>	
<b>District 34A Total:</b>	<b>20436</b>	<b>1474</b>	<b>14053</b>	<b>7671</b>	<b>4847</b>	<b>1167</b>	<b>1656</b>	<b>1772</b>	<b>163</b>	<b>6844</b>	<b>3105</b>	<b>8649</b>	<b>4929</b>	<b>9771</b>	<b>3452</b>	<b>5850</b>	<b>7259</b>	<b>7845</b>	<b>4645</b>	<b>7116</b>	<b>4856</b>	<b>4707</b>	<b>7710</b>	<b>7617</b>	<b>7617</b>	<b>5387</b>
<b>% Of Voters:</b>		<b>100</b>		<b>54.59</b>	<b>34.49</b>	<b>8.30</b>	<b>11.78</b>	<b>12.61</b>	<b>1.60</b>	<b>48.70</b>	<b>22.09</b>	<b>61.55</b>	<b>35.07</b>	<b>69.53</b>	<b>24.56</b>	<b>41.63</b>	<b>51.65</b>	<b>55.82</b>	<b>33.05</b>	<b>50.64</b>	<b>34.55</b>	<b>33.49</b>	<b>54.86</b>	<b>54.20</b>	<b>38.33</b>	

District 34B  
County  
Hennepin

	VOTER REGISTRATION			U.S. SENATOR			U.S. REP. DISTRICT 2		U.S. REP. DISTRICT 3		STATE REP.	GOVERNOR & LT. GOV.	SECRETARY OF STATE	STATE AUDITOR	STATE TREASURER	ATTORNEY GENERAL	CONST. AMEND. 1								
	Persons registered as of 7:00 a.m. election day	Persons registered on election day	Total number of persons voting	IR ROD GRAMS	DFL ANN WYNYA	IP DEAN M. BARKLEY	IR GARY B. REVIER	DFL DAVID MINGE	IND STAN BENTZ	IR JIM RAMSTAD	DFL BOB OLSON	IR TODD VAN DELLEN	IR ARNE H. CARLSON AND JOANNE E. BENSON	DFL JOHN MARTY AND NANCY LARSON	IR DICK KIMBLER	DFL JOAN ANDERSON GROWE	IR JUDI DUTCHER	DFL DONALD M. MOE	IR JAMES C. (JIM) OLSON	DFL MICHAEL A. McGRATH	IR SHARON ANDERSON	DFL HUBERT H. HUMPHREY III	YES	NO	
LONG LAKE P-1	1269	92	866	433	323	79	.	.	.	566	260	634	.	629	198	333	472	451	310	437	293	285	493	410	353
LORETTO P-1	270	30	221	123	71	19	.	.	.	141	62	150	.	154	56	90	111	116	71	100	77	55	140	113	75
MAPLE PLAIN P-1	1168	114	762	415	277	54	.	.	.	499	241	574	.	525	180	338	376	436	254	386	262	252	406	367	320
MEDINA P-1	2361	125	1632	998	469	135	.	.	.	1252	311	1223	.	1294	258	815	710	1047	401	918	418	613	767	829	657
ORONO P-1	1112	74	890	586	229	65	.	.	.	729	134	708	.	780	77	507	347	846	165	598	185	393	366	427	373
ORONO P-3	1383	89	954	553	323	65	.	.	.	718	206	719	.	769	139	461	450	639	233	557	244	366	479	487	401
ORONO P-4	1875	92	1112	674	348	72	.	.	.	863	211	871	.	891	168	547	499	759	249	651	270	433	502	513	512
PLYMOUTH W-1 P-1	2379	329	1883	1135	568	158	.	.	.	1508	321	1444	.	1512	288	927	841	1234	459	1120	493	675	1004	941	826
PLYMOUTH W-2 P-2	1847	122	1517	893	467	135	.	.	.	1260	219	1154	.	1240	214	745	674	996	362	899	374	532	785	651	771
PLYMOUTH W-2 P-5	1883	87	1380	824	412	117	.	.	.	1156	179	1055	.	1129	203	675	628	921	323	840	322	502	710	616	660
PLYMOUTH W-1 P-6	1551	76	1113	603	419	76	.	.	.	882	186	841	.	915	170	470	581	607	316	607	332	359	630	535	524
PLYMOUTH W-1 P-8	1437	162	1001	480	426	78	.	.	.	714	252	708	.	731	232	379	561	538	362	476	376	312	589	512	448
PLYMOUTH W-1 P-9	1468	297	769	395	303	54	.	.	.	500	238	565	.	512	211	332	395	434	272	407	267	268	434	399	337
PLYMOUTH W-1 P-10	3175	209	2230	1210	783	202	.	.	.	1699	449	1671	.	1781	374	997	1102	1370	611	1220	650	753	1214	1026	1046
PLYMOUTH W-4 P-13	2114	197	1481	897	457	106	.	.	.	1172	250	1127	.	1246	198	721	683	980	369	895	394	545	790	735	638
<b>County Totals:</b>	<b>25292</b>	<b>2095</b>	<b>17811</b>	<b>10219</b>	<b>5875</b>	<b>1415</b>	.	.	.	<b>13659</b>	<b>3519</b>	<b>13440</b>	.	<b>14108</b>	<b>2966</b>	<b>8337</b>	<b>8430</b>	<b>11242</b>	<b>4761</b>	<b>10111</b>	<b>4957</b>	<b>6343</b>	<b>9309</b>	<b>8561</b>	<b>7941</b>
<b>District 34B Total:</b>	<b>25292</b>	<b>2095</b>	<b>17811</b>	<b>10219</b>	<b>5875</b>	<b>1415</b>	.	.	.	<b>13659</b>	<b>3519</b>	<b>13440</b>	.	<b>14108</b>	<b>2966</b>	<b>8337</b>	<b>8430</b>	<b>11242</b>	<b>4761</b>	<b>10111</b>	<b>4957</b>	<b>6343</b>	<b>9309</b>	<b>8561</b>	<b>7941</b>
<b>% Of Voters:</b>			<b>100</b>	<b>57.37</b>	<b>32.99</b>	<b>7.94</b>	.	.	.	<b>76.69</b>	<b>19.76</b>	<b>75.55</b>	.	<b>79.92</b>	<b>16.65</b>	<b>46.81</b>	<b>47.33</b>	<b>63.12</b>	<b>26.73</b>	<b>56.77</b>	<b>27.83</b>	<b>35.61</b>	<b>52.27</b>	<b>48.07</b>	<b>44.58</b>

District 34 Total:	45728	3569	31864	17890	10722	2582	1656	1772	163	20503	6624	-	-	23879	6418	14187	15689	19087	9406	17227	9813	11050	17019	16178	13328
% Of Voters:			<b>100</b>	<b>56.14</b>	<b>33.65</b>	<b>8.10</b>	<b>5.20</b>	<b>5.56</b>	<b>0.51</b>	<b>64.35</b>	<b>20.79</b>	-	-	<b>74.94</b>	<b>20.14</b>	<b>44.52</b>	<b>49.24</b>	<b>59.90</b>	<b>29.52</b>	<b>54.06</b>	<b>30.80</b>	<b>34.68</b>	<b>53.41</b>	<b>50.77</b>	<b>41.83</b>

District 35A  
County  
Carver

	VOTER REGISTRATION			U.S. SENATOR			U.S. REP. DISTRICT 1		U.S. REP. DISTRICT 2		STATE REP.	GOVERNOR & LT. GOV.	SECRETARY OF STATE	STATE AUDITOR	STATE TREASURER	ATTORNEY GENERAL	CONST. AMEND. 1								
	Persons registered as of 7:00 a.m. election day	Persons registered on election day	Total number of persons voting	IR ROD GRAMS	DFL ANN WYNYA	IP DEAN M. BARKLEY	IR GIL GUTKNECHT	DFL JOHN C. HOTTINGER	IR GARY B. REVIER	DFL DAVID MINGE	IND STAN BENTZ	IR CAROL L. MOLNAU	IR ARNE H. CARLSON AND JOANNE E. BENSON	DFL JOHN MARTY AND NANCY LARSON	IR DICK KIMBLER	DFL JOAN ANDERSON GROWE	IR JUDI DUTCHER	DFL DONALD M. MOE	IR JAMES C. (JIM) OLSON	DFL MICHAEL A. McGRATH	IR SHARON ANDERSON	DFL HUBERT H. HUMPHREY III	YES	NO	
BENTON TWP.	578	41	392	274	97	13	.	.	210	149	22	348	.	290	70	192	172	233	108	228	107	171	176	173	176
CAMDEN TWP.	533	24	301	222	48	24	.	.	162	116	16	276	.	233	47	164	118	184	89	189	76	127	135	138	147
CARVER	484	30	279	136	104	33	.	.	93	158	18	229	.	180	85	100	157	129	108	118	118	85	167	176	84
CHASKA W-1	1908	160	1191	636	423	104	.	.	513	603	43	1002	.	834	270	469	635	662	400	584	435	372	689	699	419
CHASKA W-2	2123	228	1300	646	546	73	.	.	524	708	38	1030	.	894	327	492	725	711	443	618	490	403	761	746	481
CHASKA W-3	1691	192	903	462	329	76	.	.	356	489	34	755	.	601	213	339	475	447	335	405	335	265	515	527	310
CHASKA W-4	1771	196	1117	593	426	74	.	.	477	586	33	897	.	809	255	450	620	625	389	549	413	380	626	644	444

CHASKA TWP.	107	5	75	54	17	4	-	-	42	31	1	70	-	53	14	40	32	45	26	53	14	33	32	42	31
COLOGNE	361	24	218	114	90	6	-	-	79	124	10	180	-	118	81	67	133	86	99	78	101	52	140	109	83
DOHLEEN TWP.	781	22	486	283	155	32	-	-	242	218	21	421	-	341	112	208	242	277	150	247	158	178	240	249	214
HANCOCK TWP.	216	5	135	94	34	4	-	-	73	54	5	121	-	91	33	85	63	80	43	78	39	60	61	62	60
LAKETOWN TWP.	1360	131	816	532	221	43	-	-	431	337	33	717	-	591	151	415	355	498	243	464	230	320	373	397	356
MAYER	303	36	244	153	65	18	-	-	119	108	13	205	-	162	61	108	112	137	79	121	79	91	123	118	101
NEW GERMANY	212	11	112	81	14	8	-	-	60	36	9	100	-	75	23	50	52	68	30	65	27	44	53	41	50
SAN FRANCISCO TWP.	473	29	288	153	105	22	-	-	118	148	16	242	-	202	74	99	170	150	103	147	108	92	158	139	133
WACONIA W-1	1305	171	949	552	317	54	-	-	416	462	49	802	-	669	234	366	502	523	327	483	330	341	514	502	375
WACONIA W-2	1162	110	721	443	222	42	-	-	333	333	40	618	-	472	200	318	360	397	254	373	263	278	387	346	317
WACONIA TWP.	811	30	486	342	111	21	-	-	277	174	27	428	-	357	91	245	210	304	139	280	133	206	222	254	195
<b>County Totals:</b>	<b>16179</b>	<b>1445</b>	<b>10013</b>	<b>5770</b>	<b>3324</b>	<b>651</b>	<b>-</b>	<b>-</b>	<b>4525</b>	<b>4834</b>	<b>428</b>	<b>8441</b>	<b>-</b>	<b>6972</b>	<b>2341</b>	<b>4207</b>	<b>5133</b>	<b>5556</b>	<b>3365</b>	<b>5080</b>	<b>3456</b>	<b>3498</b>	<b>5372</b>	<b>5362</b>	<b>3976</b>

<b>Le Sueur</b>																										
DERRYANE TWP.	330	14	240	139	82	13	-	-	89	137	10	165	-	96	116	79	140	86	124	85	132	54	165	143	86	
SHARON TWP.	371	27	298	174	94	20	164	127	-	-	-	220	-	186	89	121	156	153	117	122	127	76	184	162	125	
TYRONE TWP.	361	14	228	125	86	9	-	-	101	115	4	167	-	144	72	80	135	101	110	94	109	58	148	115	108	
<b>County Totals:</b>	<b>1062</b>	<b>55</b>	<b>766</b>	<b>438</b>	<b>262</b>	<b>42</b>	<b>164</b>	<b>127</b>	<b>190</b>	<b>252</b>	<b>14</b>	<b>552</b>	<b>-</b>	<b>426</b>	<b>277</b>	<b>280</b>	<b>431</b>	<b>340</b>	<b>351</b>	<b>301</b>	<b>368</b>	<b>188</b>	<b>497</b>	<b>420</b>	<b>319</b>	

<b>Scott</b>																										
BELLE PLAINE	1765	141	1172	590	456	83	-	-	399	699	47	981	-	722	395	374	740	528	530	484	565	361	719	741	389	
BELLE PLAINE TWP.	411	19	263	170	66	18	-	-	113	140	4	206	-	159	85	100	143	117	115	114	115	80	153	155	101	
BLAKELEY TWP.	283	7	182	113	53	11	-	-	87	79	8	147	-	123	47	92	79	101	64	106	57	72	92	89	87	
HELENA TWP.	689	63	516	334	139	30	-	-	247	244	15	420	-	351	122	232	258	290	166	261	183	192	262	301	200	
NEW PRAGUE W-3	3	0	2	2	0	0	-	-	2	0	0	2	-	2	0	2	0	2	0	1	0	0	2	2	0	
ST. LAWRENCE TWP.	261	23	190	101	59	22	-	-	70	100	16	143	-	126	50	63	111	88	71	80	75	69	92	133	55	
<b>County Totals:</b>	<b>3412</b>	<b>253</b>	<b>2325</b>	<b>1310</b>	<b>773</b>	<b>164</b>	<b>-</b>	<b>-</b>	<b>918</b>	<b>1262</b>	<b>90</b>	<b>1899</b>	<b>-</b>	<b>1483</b>	<b>699</b>	<b>863</b>	<b>1331</b>	<b>1126</b>	<b>946</b>	<b>1046</b>	<b>995</b>	<b>774</b>	<b>1320</b>	<b>1421</b>	<b>832</b>	

<b>Sibley</b>																										
FAXON TWP.	245	18	161	88	60	6	-	-	57	94	7	131	-	82	62	52	100	72	74	55	77	47	93	86	63	
<b>County Totals:</b>	<b>245</b>	<b>18</b>	<b>161</b>	<b>88</b>	<b>60</b>	<b>6</b>	<b>-</b>	<b>-</b>	<b>57</b>	<b>94</b>	<b>7</b>	<b>131</b>	<b>-</b>	<b>82</b>	<b>62</b>	<b>52</b>	<b>100</b>	<b>72</b>	<b>74</b>	<b>55</b>	<b>77</b>	<b>47</b>	<b>93</b>	<b>86</b>	<b>63</b>	
<b>District 35A Total:</b>	<b>20898</b>	<b>1771</b>	<b>13265</b>	<b>7606</b>	<b>4419</b>	<b>863</b>	<b>164</b>	<b>127</b>	<b>5690</b>	<b>6442</b>	<b>539</b>	<b>11023</b>	<b>-</b>	<b>8963</b>	<b>3379</b>	<b>5402</b>	<b>6995</b>	<b>7094</b>	<b>4736</b>	<b>6482</b>	<b>4896</b>	<b>4507</b>	<b>7282</b>	<b>7289</b>	<b>5190</b>	
<b>% Of Voters:</b>			<b>100</b>	<b>57.34</b>	<b>33.31</b>	<b>6.51</b>	<b>1.24</b>	<b>0.10</b>	<b>42.89</b>	<b>48.56</b>	<b>4.06</b>	<b>83.10</b>	<b>-</b>	<b>67.57</b>	<b>25.47</b>	<b>40.72</b>	<b>52.73</b>	<b>53.48</b>	<b>35.70</b>	<b>48.87</b>	<b>36.91</b>	<b>33.98</b>	<b>54.90</b>	<b>54.95</b>	<b>39.13</b>	

VOTER REGISTRATION	U.S. SENATOR	U.S. REP. DISTRICT 1	U.S. REP. DISTRICT 2	STATE REP.	GOVERNOR & LT. GOV.	SECRETARY OF STATE	STATE AUDITOR	STATE TREASURER	ATTORNEY GENERAL	CONST. AMEND. 1
--------------------	--------------	----------------------	----------------------	------------	---------------------	--------------------	---------------	-----------------	------------------	-----------------

Persons registered as of 7:00 a.m. election day  
 Persons registered on election day  
 Total number of persons voting

IP ROD GRAMS	IP DEAN M. BARKLEY	IR GIL GUTKNECHT	IF GARY B. REVIER	DFL DAVID MINGE	DFL JOHN C. HOTTINGER	IF RICHARD THOMAS	DFL BECKY KELSO	IF ARNE H. CARLSON AND JOANNE E. BENSON	DFL JOHN MARTY AND NANCY LARSON	IF DICK KIMBLER	IF JUDI DUTCHER	DFL DONALD M. MOE	IF JAMES C. (JIM) OLSON	DFL MICHAEL A. McGRATH	IF SHARON ANDERSON	DFL HUBERT H. HUMPHREY III	YES	NO
222	285	222	180	203	207	134	269	279	100	152	201	168	187	170	141	226	303	96
265	200	200	180	307	20	226	289	301	187	154	220	246	206	252	156	318	378	132
220	170	29	154	264	12	184	243	265	149	145	187	198	181	198	137	270	275	157
243	95	28	198	151	20	147	221	258	97	171	174	118	210	116	151	181	253	115

PRIOR LAKE P-1	1759	97	1144	629	402	73	-	-	540	526	49	538	587	865	217	476	592	634	378	587	384	403	600	767	359
PRIOR LAKE P-2	1459	120	852	438	314	78	-	-	350	448	35	363	475	581	214	330	460	452	325	397	343	239	519	578	260
PRIOR LAKE P-3	1703	84	1053	592	350	86	-	-	491	493	41	488	540	745	238	427	553	577	356	512	375	353	570	743	297
PRIOR LAKE P-4	962	50	613	324	219	45	-	-	298	270	26	285	316	451	128	258	300	345	187	300	202	230	306	433	170
PRIOR LAKE P-5	1764	136	1200	743	346	77	-	-	653	466	44	644	519	913	212	575	540	770	318	653	354	469	560	837	353
SAND CREEK TWP.	846	44	601	333	190	48	-	-	230	314	34	255	326	353	197	227	320	282	229	245	250	193	320	395	186
SHAKOPEE P-1	1160	79	810	409	324	49	-	-	258	495	31	201	594	497	265	222	526	325	398	292	413	229	510	601	191
SHAKOPEE P-2	1058	72	729	349	316	37	-	-	229	436	43	195	519	426	243	211	455	287	341	265	361	178	458	532	182
SHAKOPEE P-3	1900	257	1274	694	450	91	-	-	531	664	50	438	820	854	343	488	713	636	513	587	526	447	710	953	289
SHAKOPEE P-4	2035	210	1428	779	501	109	-	-	588	739	63	504	899	975	353	528	814	721	568	675	548	488	785	1102	303
SHAKOPEE P-5	1256	67	864	438	346	65	-	-	334	481	20	223	629	586	250	291	518	402	362	376	366	290	490	640	214
SPRING LAKE TWP.	1970	118	1316	812	367	106	-	-	696	537	53	703	589	962	277	615	620	784	402	701	429	493	655	855	442
County Totals:	20532	1533	13630	7490	4732	992	-	-	5906	6794	562	5528	7835	9311	3470	5270	7403	7043	5107	6374	5287	4597	7478	9645	3746
District 35B Total:	20532	1533	13630	7490	4732	992	-	-	5906	6794	562	5528	7835	9311	3470	5270	7403	7043	5107	6374	5287	4597	7478	9645	3746
% Of Voters:			100	54.95	34.72	7.28	-	-	43.33	49.85	4.12	40.56	57.48	68.31	25.46	38.66	54.31	51.67	37.47	46.76	38.79	33.73	54.86	70.76	27.48
District 35 Total:	41430	3304	26895	15096	9151	1855	164	127	11596	13236	1101	-	-	18274	6849	10672	14398	14137	9843	12856	10183	9104	14760	16934	8936
% Of Voters:			100	56.13	34.02	6.90	0.61	0.47	43.12	49.21	4.09	-	-	67.95	25.47	39.68	53.53	52.56	36.60	47.80	37.86	33.85	54.88	70.76	33.23

	VOTER REGISTRATION			U.S. SENATOR			U.S. REP. DISTRICT 3		U.S. REP. DISTRICT 6		STATE REP.	GOVERNOR & LT. GOV.	SECRETARY OF STATE	STATE AUDITOR	STATE TREASURER	ATTORNEY GENERAL	CONST. AMEND. 1								
District 36A	Persons registered as of 7:00 a.m. election day	Persons registered on election day	Total number of persons voting	IR	DFL	IP	IR	DFL	IR	DFL	IR	DFL	IR	DFL	IR	DFL	IR	DFL							
County Dakota				ROD GRAMS	ANN WYNYA	DEAN M. BARKLEY	JIM RAMSTAD	BOB OLSON	TAD JUDE	WILLIAM P. "BILL" LUTHER	EILEEN TOMPKINS	MARC SCHWACH	ARNE H. CARLSON AND JOANNE E. BENSON	JOHN MARTY AND NANCY LARSON	DICK KIMBLER	JOAN ANDERSON GROWE	JUDI DUTCHER	DONALD M. MOE	JAMES C. (JIM) OLSON	MICHAEL A. McGRATH	SHARON ANDERSON	HUBERT H. HUMPHREY III	YES	NO	
APPLE VALLEY P- 1	1791	106	1226	653	476	71	-	-	623	579	741	454	480	686	683	443	590	487	374	734	661	521			
APPLE VALLEY P- 2	1879	143	1204	649	458	83	-	-	630	536	753	412	869	281	490	638	682	393	590	426	357	722	641	519	
APPLE VALLEY P- 3	1592	94	1100	595	418	65	-	-	571	503	671	402	802	250	442	593	597	401	552	398	289	696	570	473	
APPLE VALLEY P- 4	1994	133	1286	639	553	75	-	-	610	653	736	522	915	319	479	744	680	496	596	525	342	811	680	536	
APPLE VALLEY P- 5	3064	163	2172	1374	683	89	-	-	1323	791	1438	691	1786	301	1065	1005	1456	552	1336	566	792	1131	1081	984	
APPLE VALLEY P- 6	1861	149	1301	679	513	78	-	-	670	581	741	513	940	287	520	687	712	434	649	451	376	764	679	557	
APPLE VALLEY P- 8	1839	103	1292	635	540	97	-	-	626	634	704	560	911	309	487	733	676	466	609	495	361	795	644	592	
APPLE VALLEY P- 9	2140	105	1538	827	571	108	-	-	808	684	921	581	1134	320	674	781	909	478	783	519	470	888	721	757	
APPLE VALLEY P-11	3015	191	1979	1010	811	126	-	-	993	944	1133	801	1428	451	788	1093	1096	715	945	771	543	1219	1016	874	
APPLE VALLEY P-12	1160	97	691	363	263	55	-	-	351	324	429	235	497	150	264	385	398	227	342	253	194	422	351	306	
LAKEVILLE P-7	926	38	570	283	206	61	-	-	281	267	351	192	383	139	207	303	314	191	268	205	172	335	300	241	
County Totals:	21261	1322	14359	7707	5492	908	-	-	7486	6496	8618	5363	10532	3107	5896	7648	8203	4796	7260	5096	4270	8517	7344	6360	
District 36A Total:	21261	1322	14359	7707	5492	908	-	-	7486	6496	8618	5363	10532	3107	5896	7648	8203	4796	7260	5096	4270	8517	7344	6360	
% Of Voters:			100	53.67	38.25	6.32	-	-	52.13	45.24	60.02	37.35	73.35	21.64	41.06	53.26	57.13	33.40	50.56	35.49	29.74	59.31	51.15	44.29	

	VOTER REGISTRATION			U.S. SENATOR			U.S. REP. DISTRICT 3 DISTRICT 6				STATE REP.	GOVERNOR & LT. GOV.	SECRETARY OF STATE	STATE AUDITOR	STATE TREASURER	ATTORNEY GENERAL	CONST. AMEND. 1							
	Persons registered as of 7:00 a.m. election day	Persons registered on election day	Total number of persons voting	IR	DFL	IP	IR	DFL	IR	DFL	IR	DFL	IR	DFL	IR	DFL	IR	DFL	NO					
District 36B																								
County																								
Dakota																								
BURNSVILLE P-5	3220	243	2004	1077	766	115	1446	514	-	-	1301	628	1445	448	864	1027	1136	679	1011	680	600	1151	1021	887
BURNSVILLE P- 8	3288	232	2169	1215	792	121	1645	471	-	-	1460	640	1657	422	944	1111	1310	647	1123	699	705	1211	1111	937
BURNSVILLE P- 9	3501	334	2003	1081	772	117	1451	494	-	-	1198	694	1472	422	856	1032	1188	636	1049	670	654	1126	1070	830
BURNSVILLE P-10	2912	180	1955	1071	730	115	1482	434	-	-	1295	588	1482	400	849	973	1180	592	1016	644	571	1146	1005	855
BURNSVILLE P-12	2227	217	1111	606	420	61	781	295	-	-	632	430	797	251	484	562	629	367	564	386	365	617	637	412
BURNSVILLE P-13	2989	177	1933	1081	690	131	1495	396	-	-	1297	571	1541	330	902	957	1172	623	1016	648	650	1077	1009	864
BURNSVILLE P-11	2354	199	1475	784	542	117	1035	400	-	-	852	563	1022	371	594	798	793	520	724	522	454	857	820	588
County Totals:	20491	1582	12650	6915	4712	777	9335	3004	-	-	8035	4114	9396	2644	5493	6460	7408	4064	6503	4249	3999	7185	6673	5373
District 36B Total:	20491	1582	12650	6915	4712	777	9335	3004	-	-	8035	4114	9396	2644	5493	6460	7408	4064	6503	4249	3999	7185	6673	5373
% Of Voters:			100	54.66	37.25	6.14	73.79	23.75	-	-	63.52	32.52	74.28	20.90	43.42	51.07	58.56	32.12	51.41	33.59	31.61	56.80	52.75	42.47
District 36 Total:	41752	2904	27009	14622	10204	1685	9335	3004	7486	6496	-	-	19928	5751	11389	14108	15611	8860	13763	9345	8269	15702	14017	11733
% Of Voters:			100	54.14	37.78	6.24	34.56	11.12	27.72	24.05	-	-	73.78	21.29	42.17	52.23	57.80	32.80	50.96	34.60	30.62	58.14	51.90	43.44

	VOTER REGISTRATION			U.S. SENATOR			U.S. REP. DIST. 1 DIST. 2 DIST. 3 DIST. 6				STATE REP.	GOVERNOR & LT. GOV.	SECRETARY OF STATE	STATE AUDITOR	STATE TREASURER	ATTORNEY GENERAL	CONST. AMEND. 1							
	Persons registered as of 7:00 a.m. election day	Persons registered on election day	Total number of persons voting	IR	DFL	IP	IR	DFL	IR	DFL	IR	DFL	IR	DFL	IR	DFL	IR	DFL	NO					
District 37A																								
County																								
Dakota																								
CASTLE ROCK TWP.	856	51	579	324	203	43	335	227	-	-	511	-	376	163	245	302	300	222	286	223	168	342	337	212
COATES	111	10	85	36	35	4	-	-	-	-	76	-	46	28	24	37	32	35	30	31	16	56	55	26
DOUGLAS TWP.	398	28	267	149	93	18	143	116	-	-	240	-	162	84	102	149	128	121	112	127	92	150	142	111
EMPIRE TWP.	784	35	503	300	163	30	-	-	-	-	428	-	342	127	208	264	271	187	263	182	172	283	278	196
EUREKA TWP.	858	51	581	342	179	43	335	217	-	-	482	-	408	142	256	295	325	211	289	202	191	311	338	223
FARMINGTON P-1	1349	86	867	432	365	52	-	-	-	-	701	-	547	267	285	520	390	384	368	386	215	563	459	341
FARMINGTON P-2	841	44	538	273	238	20	-	-	-	-	451	-	341	176	183	328	254	222	233	232	127	343	276	235
GREENVALE TWP.	358	12	226	128	78	15	117	104	-	-	182	-	130	78	92	124	112	96	110	95	69	122	92	126
HAMPTON	203	12	133	79	42	9	74	51	-	-	116	-	84	35	53	72	62	61	56	57	36	82	86	42
HAMPTON TWP.	466	41	322	195	90	30	196	110	-	-	284	-	219	74	129	168	169	114	146	125	111	178	199	94
MARSHAN TWP.	728	25	447	245	159	31	-	-	-	-	386	-	270	147	159	259	200	195	190	197	140	265	226	196
MIESVILLE	89	6	73	36	29	6	33	35	-	-	58	-	40	22	13	48	23	33	19	36	13	51	41	24
NEW TRIER	56	7	40	20	15	3	18	19	-	-	33	-	21	17	6	31	14	21	13	20	5	30	23	10
NININGER TWP.	510	18	340	198	128	10	-	-	-	-	290	-	218	106	127	192	180	125	167	133	100	196	160	160
NORTHFIELD W-3 P-4	55	14	54	21	33	0	18	35	-	-	30	-	28	25	13	39	20	26	13	31	7	36	17	35

(37A) 481

482  
(37B)

RANDOLPH	189	10	114	58	45	9	65	48	-	-	-	-	-	-	101	-	63	40	50	61	58	49	52	46	34	62	68	37	
RANDOLPH TWP.	297	17	201	115	74	8	114	80	-	-	-	-	-	-	184	-	137	51	90	104	114	72	94	76	45	130	125	76	
ROSEMOUNT P-1	1546	156	1157	664	379	88	-	-	-	-	-	-	643	475	921	-	885	208	509	584	699	338	600	361	381	628	589	509	
ROSEMOUNT P-2	1116	73	621	313	252	38	-	-	-	-	-	-	315	289	538	-	378	188	246	333	314	249	273	249	161	370	288	306	
ROSEMOUNT P-3	991	39	646	338	251	40	-	-	-	-	-	-	337	288	563	-	404	198	238	359	305	265	291	256	169	397	331	275	
ROSEMOUNT P-4	1362	101	813	412	308	80	-	-	-	-	-	-	393	394	666	-	582	175	310	445	448	281	388	306	243	488	460	314	
ROSEMOUNT P-5	1023	66	624	320	237	52	-	-	-	-	-	-	315	297	531	-	411	183	248	354	319	251	296	250	196	372	332	256	
SCIOTA TWP.	147	9	91	59	28	2	56	33	-	-	-	-	-	-	72	-	64	22	38	52	57	29	45	33	24	56	39	47	
VERMILLION	286	18	189	105	62	16	-	-	-	-	-	-	91	90	161	-	105	66	69	105	81	87	81	80	55	117	107	65	
VERMILLION TWP.	705	32	445	254	155	27	-	-	-	-	-	-	247	181	388	-	262	140	160	255	203	183	191	184	104	288	263	160	
WATERFORD TWP.	303	17	207	121	63	15	116	86	-	-	-	-	-	-	184	-	131	61	77	115	106	80	93	81	43	115	104	93	
<b>County Totals:</b>	<b>15627</b>	<b>978</b>	<b>10163</b>	<b>5537</b>	<b>3704</b>	<b>689</b>	<b>1620</b>	<b>1161</b>	-	-	-	-	-	<b>3753</b>	<b>3293</b>	<b>8577</b>	-	<b>6654</b>	<b>2823</b>	<b>3930</b>	<b>5605</b>	<b>5184</b>	<b>3937</b>	<b>4699</b>	<b>3999</b>	<b>2917</b>	<b>6031</b>	<b>5435</b>	<b>4169</b>

<b>Goodhue</b>																														
CANNON FALLS P-1	780	59	481	214	227	31	238	230	-	-	-	-	-	-	401	-	299	147	147	303	206	216	193	218	105	324	271	197		
CANNON FALLS P-2	1147	103	700	365	274	47	372	315	-	-	-	-	-	-	595	-	452	207	271	398	335	294	321	306	191	438	379	299		
CANNON FALLS TWP.	781	42	499	284	174	28	291	196	-	-	-	-	-	-	419	-	302	149	232	246	266	190	255	189	142	298	297	194		
DENNISON	85	13	68	26	39	3	25	42	-	-	-	-	-	-	54	-	38	28	13	53	24	35	22	34	15	48	43	23		
LEON TWP.	522	40	378	230	127	15	22	146	-	-	-	-	-	-	319	-	259	106	153	209	200	152	187	146	115	226	194	179		
STANTON TWP.	588	23	371	211	133	19	197	166	-	-	-	-	-	-	304	-	236	110	145	200	174	149	180	146	112	209	216	148		
WARSAW TWP.	320	15	238	117	105	12	118	117	-	-	-	-	-	-	114	-	144	85	91	137	115	101	111	103	73	133	108	125		
<b>County Totals:</b>	<b>4223</b>	<b>295</b>	<b>2735</b>	<b>1447</b>	<b>1079</b>	<b>155</b>	<b>1463</b>	<b>1212</b>	-	-	-	-	-	-	<b>2276</b>	-	<b>1730</b>	<b>832</b>	<b>1052</b>	<b>1546</b>	<b>1322</b>	<b>1137</b>	<b>1269</b>	<b>1142</b>	<b>753</b>	<b>1676</b>	<b>1508</b>	<b>1165</b>		
<b>District 37A Total:</b>	<b>19850</b>	<b>1273</b>	<b>12898</b>	<b>6984</b>	<b>4783</b>	<b>844</b>	<b>3083</b>	<b>2373</b>	-	-	-	-	-	<b>3753</b>	<b>3293</b>	<b>10853</b>	-	<b>8384</b>	<b>3654</b>	<b>4982</b>	<b>7151</b>	<b>6506</b>	<b>5074</b>	<b>5968</b>	<b>5141</b>	<b>3670</b>	<b>7707</b>	<b>6943</b>	<b>5334</b>	
<b>% Of Voters:</b>			<b>100</b>	<b>54.15</b>	<b>37.08</b>	<b>6.54</b>	<b>23.90</b>	<b>18.40</b>	-	-	-	-	-	<b>29.10</b>	<b>25.53</b>	<b>84.14</b>	-	<b>65.00</b>	<b>38.55</b>	<b>38.63</b>	<b>55.44</b>	<b>50.44</b>	<b>39.34</b>	<b>46.27</b>	<b>39.86</b>	<b>28.45</b>	<b>59.75</b>	<b>53.83</b>	<b>41.36</b>	

	VOTER REGISTRATION			U.S. SENATOR			U.S. REP.				STATE REP.	GOVERNOR & LT. GOV.	SECRETARY OF STATE	STATE AUDITOR	STATE TREASURER	ATTORNEY GENERAL	CONST. AMEND. 1													
	Persons registered as of 7:00 a.m. election day	Persons registered on election day	Total number of persons voting	IR ROD GRAMS	DFL ANN WYNIA	IP DEAN M. BARKLEY	IR GIL GUTKNECHT	DFL JOHN C. HOTTINGER	IR GARY B. REVIER	DFL DAVID MINGE	IND STAN BENTZ	IR JIM RAMSTAD	DFL BOB OLSON	IR TAD JUDE	DFL WILLIAM P. BILL, LUTHER	IR BILL MACKLIN	DFL JANET LEKSON	IR ARNE H. CARLSON AND JOANNE E. BENSON	DFL JOHN MARTY AND NANCY LARSON	IR DICK KIMBLER	DFL JOAN ANDERSON GROWE	IR JUDI DUTCHER	DFL DONALD M. MOE	IR JAMES C. (JIM) OLSON	DFL MICHAEL A. McGRATH	IR SHARON ANDERSON	DFL HUBERT H. HUMPHREY III	YES	NO	
<b>District 37B</b>																														
<b>County Dakota</b>																														
FARMINGTON P-3	1489	171	975	569	314	73	-	-	-	-	-	-	536	419	596	345	704	212	430	482	569	309	525	323	320	553	547	384		
LAKEVILLE P-1	2197	153	1374	694	517	115	-	-	-	-	-	-	676	656	946	409	908	373	513	781	688	548	631	553	407	819	760	555		
LAKEVILLE P-2	1507	164	1183	667	421	66	-	-	-	-	-	-	666	491	830	329	850	275	504	618	674	401	623	411	385	668	634	489		
LAKEVILLE P-3	1944	199	1505	908	471	96	-	-	-	-	1140	325	-	-	1048	411	1158	268	725	696	960	401	854	426	545	778	806	619		
LAKEVILLE P-4	3139	247	2042	1156	704	135	-	-	-	-	-	1139	834	-	1439	525	1534	395	932	984	1240	590	1119	594	717	1087	1088	882		
LAKEVILLE P-5	1063	158	883	506	299	66	-	-	-	-	-	-	496	355	578	268	671	167	401	433	548	258	489	279	294	503	466	364		
LAKEVILLE P-6	2312	119	1322	675	520	93	-	-	-	-	-	-	661	627	743	540	855	365	490	748	666	523	592	533	385	786	703	555		
LAKEVILLE P-8	1409	177	867	477	289	77	-	-	-	-	-	-	471	377	520	307	604	195	388	415	489	276	432	307	278	474	521	291		
LAKEVILLE P-9	2367	207	1550	900	489	121	-	-	-	-	-	-	849	656	1039	455	1194	261	669	780	924	474	831	496	525	855	836	648		
<b>County Totals:</b>	<b>17427</b>	<b>1595</b>	<b>11701</b>	<b>6552</b>	<b>4024</b>	<b>842</b>	-	-	-	-	<b>1140</b>	<b>325</b>	<b>5494</b>	<b>4415</b>	<b>7739</b>	<b>3589</b>	<b>8478</b>	<b>2511</b>	<b>5052</b>	<b>5937</b>	<b>6758</b>	<b>3780</b>	<b>6096</b>	<b>3922</b>	<b>3856</b>	<b>6523</b>	<b>6361</b>	<b>4787</b>		
<b>Scott</b>																														
CEDAR LAKE TWP.	1101	85	775	451	260	51	-	-	369	366	26	-	-	-	491	268	500	219	326	408	403	310	371	307	283	403	497	266		
CREDIT RIVER TWP.	2071	142	1376	753	482	117	-	-	674	596	71	-	-	-	917	413	963	323	588	715	773	481	701	509	469	767	893	465		

ELKO	163	11	111	47	51	6	43	64	-	-	-	-	-	-	57	51	68	36	28	74	37	60	32	64	23	76	70	39	
NEW MARKET	159	15	95	44	38	6	39	47	-	-	-	-	-	-	49	43	55	31	29	56	37	43	31	50	29	55	64	26	
NEW MARKET TWP.	1374	108	927	539	309	53	550	347	-	-	-	-	-	-	629	279	640	227	421	458	536	310	468	342	325	493	545	362	
<b>County Totals:</b>	<b>4868</b>	<b>361</b>	<b>3284</b>	<b>1834</b>	<b>1140</b>	<b>233</b>	<b>632</b>	<b>458</b>	<b>1043</b>	<b>962</b>	<b>97</b>	<b>-</b>	<b>-</b>	<b>-</b>	<b>2143</b>	<b>1054</b>	<b>2226</b>	<b>836</b>	<b>1392</b>	<b>1711</b>	<b>1786</b>	<b>1204</b>	<b>1603</b>	<b>1272</b>	<b>1129</b>	<b>1794</b>	<b>2069</b>	<b>1158</b>	
District 37B Total:	22295	1956	14985	8386	5164	1075	632	458	1043	962	97	1140	325	5494	4415	9892	4643	10704	3347	6444	7648	8544	4984	7699	5194	4985	8317	8430	5945
% Of Voters:			100	55.96	34.46	7.17	4.22	3.06	6.96	6.42	0.65	7.61	2.17	36.66	29.46	66.01	30.98	71.43	22.34	43.00	51.04	57.02	33.26	51.38	34.66	33.27	55.50	56.26	39.67
District 37 Total:	42145	3229	27883	15370	9947	1919	3715	2831	1043	962	97	1140	325	9247	7708	-	-	19088	7002	11426	14799	15050	10058	13667	10335	8655	16024	15373	11279
% Of Voters:			100	55.12	35.67	6.88	13.32	10.15	3.74	3.45	0.35	4.09	1.17	33.16	27.64	-	-	68.46	25.11	40.98	53.08	53.98	36.07	49.02	37.07	31.04	57.47	55.13	40.45

	VOTER REGISTRATION			U.S. SENATOR			DISTRICT 3		U.S. REP. DISTRICT 4		DISTRICT 6		STATE REP.	GOVERNOR & LT. GOV.	SECRETARY OF STATE	STATE AUDITOR	STATE TREASURER	ATTORNEY GENERAL	CONST. AMEND. 1											
	Persons registered as of 7:00 a.m. election day	Persons registered on election day	Total number of persons voting	IR ROD GRAMS	DFL ANN WYNIA	IP DEAN M. BARKLEY	IR JIM RAMSTAD	DFL BOB OLSON	IR DENNIS NEWINSKI	DFL BRUCE F. VENTO	GRP DAN R. VACEK	IP TAD JUDE	DFL WILLIAM P. "BILL" LUTHER	IR TIM COMMERS	DFL F. SHIRLEY GRANT	IR ARNE H. CARLSON AND JOANNE E. BENSON	DFL JOHN MARTY AND NANCY LARSON	IR DICK KIMBLER	DFL JOAN ANDERSON GROWE	IR JUDI DUTCHER	DFL DONALD M. MOE	IR JAMES C. (JIM) OLSON	DFL MICHAEL A. McGRATH	IR SHARON ANDERSON	DFL HUBERT H. HUMPHREY III	YES	NO			
<b>District 38A</b>																														
<b>County Dakota</b>																														
BURNSVILLE P-1	2728	179	1842	959	746	109	1354	458	-	-	-	-	1135	619	1329	434	757	973	1044	630	944	652	541	1088	944	813				
EAGAN P-1	1475	104	951	503	376	58	-	-	-	-	-	525	401	587	333	698	205	407	502	544	332	469	350	237	585	491	408			
EAGAN P-2	1129	151	548	241	261	36	-	-	-	-	-	256	282	270	251	356	158	195	320	262	232	235	222	156	323	279	227			
EAGAN P-3	1283	171	752	390	306	45	-	-	-	-	-	383	344	454	261	559	159	308	390	415	264	373	271	228	442	441	282			
EAGAN P-4	1146	87	660	324	278	41	-	-	-	-	-	307	333	352	278	420	201	231	376	306	288	277	283	165	427	319	306			
EAGAN P-5	1377	140	797	391	323	62	-	-	-	-	-	382	389	426	328	540	201	305	432	367	336	339	332	212	487	438	300			
EAGAN P-6	1673	185	1089	528	454	97	-	-	-	-	-	512	558	555	498	751	289	391	644	553	445	477	466	289	700	586	467			
EAGAN P-7	2028	149	1325	707	528	73	-	-	-	-	-	685	583	821	421	1058	217	556	683	771	408	684	437	390	789	657	581			
EAGAN P-8	1591	196	956	462	416	58	-	-	-	-	-	448	477	545	370	675	229	360	546	519	350	438	390	260	602	469	438			
EAGAN P-10	1646	152	1183	593	505	66	-	-	-	-	-	601	543	684	444	861	270	450	676	663	419	564	446	338	718	572	551			
LILYDALE	752	52	475	240	203	24	-	-	259	200	3	-	305	141	377	85	214	239	270	166	236	173	104	296	223	201				
MENDOTA	132	9	74	22	40	7	-	-	20	48	4	-	25	45	41	29	16	49	22	43	17	46	8	50	53	15				
MENDOTA HEIGHTS P-2	1536	70	1243	630	541	53	-	-	646	561	13	-	790	401	1006	204	491	697	699	463	636	442	273	806	596	576				
MENDOTA HEIGHTS P-3	1130	76	848	419	371	48	-	-	409	406	18	-	507	305	619	182	357	461	680	318	392	344	197	544	424	369				
MENDOTA HEIGHTS P-4	1442	60	1117	574	464	55	-	-	586	484	17	-	672	389	769	298	433	614	567	456	520	460	268	737	542	509				
MENDOTA HEIGHTS P-5	1375	196	1145	594	472	59	-	-	612	468	20	-	716	363	870	224	456	624	642	388	551	407	291	734	532	547				
<b>County Totals:</b>	<b>22443</b>	<b>1977</b>	<b>15015</b>	<b>7577</b>	<b>6284</b>	<b>891</b>	<b>1354</b>	<b>458</b>	<b>2532</b>	<b>2167</b>	<b>75</b>	<b>4099</b>	<b>3910</b>	<b>8844</b>	<b>5447</b>	<b>10929</b>	<b>3385</b>	<b>5927</b>	<b>8226</b>	<b>8104</b>	<b>5538</b>	<b>7152</b>	<b>5721</b>	<b>3957</b>	<b>9328</b>	<b>7566</b>	<b>6590</b>			
District 38A Total:	22443	1977	15015	7577	6284	891	1354	458	2532	2167	75	4099	3910	8844	5447	10929	3385	5927	8226	8104	5538	7152	5721	3957	9328	7566	6590			
% Of Voters:			100	50.46	41.85	5.93	9.02	3.05	16.86	14.43	0.50	27.30	26.04	58.90	36.28	72.79	22.54	39.47	54.79	53.97	36.88	47.63	38.10	26.35	62.12	50.39	43.89			



	VOTER REGISTRATION			U.S. SENATOR			DISTRICT 3	U.S. REP. DISTRICT 4		DISTRICT 6	STATE REP.	GOVERNOR & LT. GOV.	SECRETARY OF STATE	STATE AUDITOR	STATE TREASURER	ATTORNEY GENERAL	CONST. AMEND. 1										
	Persons registered as of 7:00 a.m. election day	Persons registered on election day	Total number of persons voting	IR ROD GRAMS	DFL ANN WYNIA	IP DEAN M. BARKLEY	IR JIM RAMSTAD	DFL BOB OLSON	IR DENNIS NEWINSKI	DFL BRUCE F. VENTO	GRP DAN R. VACEK	IR TAD JUDE	DFL WILLIAM P. "BILL" LUTHER	IR TIM PAWLENTY	IR ERNE H. CARLSON AND JOHANNE E. BENSON	DFL DICK KIMBLER	DFL JIM ANDERSON GROVE	IR JUDI DUTCHER	DFL DONALD M. MOE	IR JAMES C. (JIM) OLSON	DFL MICHAEL A. McGRATH	IR SHARON ANDERSON	DFL HUBERT H. HUMPHREY III	YES	NO		
<b>District 38B</b>																											
<b>County</b>																											
<b>Dakota</b>																											
APPLE VALLEY P-7	1407	110	828	436	313	58	-	-	-	-	424	374	675	-	628	166	349	430	472	264	432	282	241	486	408	390	
APPLE VALLEY P-10	1131	73	737	390	276	63	-	-	-	-	386	321	587	-	581	130	307	384	439	215	377	243	221	434	394	307	
BURNSVILLE P-6	922	64	652	375	223	40	492	143	-	-	-	-	539	-	497	132	265	351	391	213	324	224	193	386	316	299	
EAGAN P-9	2186	233	1486	776	599	92	-	-	-	-	745	687	1219	-	1169	281	585	823	865	493	752	506	419	890	751	857	
EAGAN P-11	2525	154	1717	910	669	110	-	-	-	-	883	767	1400	-	1344	300	686	929	982	553	860	580	463	1068	915	714	
EAGAN P-12	1416	128	832	424	324	71	-	-	-	-	436	373	668	-	654	163	339	437	482	287	416	282	245	500	434	354	
EAGAN P-13	1172	54	789	335	388	52	-	-	-	-	333	432	578	-	484	262	245	494	351	366	304	379	153	555	426	320	
EAGAN P-14	1661	144	1064	522	444	85	-	-	-	-	515	511	830	-	747	237	400	590	573	383	483	410	300	632	570	423	
EAGAN P-15	1606	140	1062	520	446	75	-	-	-	-	551	492	871	-	788	222	422	595	622	364	533	392	299	660	529	491	
EAGAN P-16	1924	122	1335	679	537	97	-	-	-	-	657	631	1111	-	987	292	507	750	733	476	651	487	370	797	644	634	
EAGAN P-17	2174	267	1751	888	689	138	-	-	-	-	889	814	1460	-	1328	349	662	992	1009	575	863	609	501	1068	893	754	
EAGAN P-18	1105	91	783	425	296	52	-	-	-	-	428	323	626	-	569	171	339	403	475	232	408	263	255	434	389	361	
EAGAN P-19	1389	75	945	503	388	44	-	-	-	-	485	433	785	-	724	174	395	503	547	308	469	340	273	557	437	463	
EAGAN P-20	1366	149	1041	541	408	72	-	-	-	-	523	476	823	-	790	197	407	567	601	331	505	382	287	635	508	482	
<b>County Totals:</b>	<b>21984</b>	<b>1804</b>	<b>15022</b>	<b>7724</b>	<b>6000</b>	<b>1049</b>	<b>492</b>	<b>143</b>	<b>-</b>	<b>-</b>	<b>7255</b>	<b>6634</b>	<b>12172</b>	<b>-</b>	<b>11270</b>	<b>3076</b>	<b>5908</b>	<b>8248</b>	<b>8522</b>	<b>5060</b>	<b>7377</b>	<b>5379</b>	<b>4220</b>	<b>9102</b>	<b>7614</b>	<b>6649</b>	
<b>District 38B Total:</b>	<b>21984</b>	<b>1804</b>	<b>15022</b>	<b>7724</b>	<b>6000</b>	<b>1049</b>	<b>492</b>	<b>143</b>	<b>-</b>	<b>-</b>	<b>7255</b>	<b>6634</b>	<b>12172</b>	<b>-</b>	<b>11270</b>	<b>3076</b>	<b>5908</b>	<b>8248</b>	<b>8522</b>	<b>5060</b>	<b>7377</b>	<b>5379</b>	<b>4220</b>	<b>9102</b>	<b>7614</b>	<b>6649</b>	
<b>% Of Voters:</b>			<b>100</b>	<b>51.42</b>	<b>39.94</b>	<b>6.98</b>	<b>3.28</b>	<b>0.95</b>	<b>-</b>	<b>-</b>	<b>48.30</b>	<b>44.16</b>	<b>81.03</b>	<b>-</b>	<b>75.02</b>	<b>20.48</b>	<b>39.33</b>	<b>54.91</b>	<b>56.73</b>	<b>33.68</b>	<b>49.11</b>	<b>35.81</b>	<b>28.09</b>	<b>60.59</b>	<b>50.69</b>	<b>44.26</b>	
<b>District 38 Total:</b>	<b>44427</b>	<b>3781</b>	<b>30037</b>	<b>15301</b>	<b>12284</b>	<b>1940</b>	<b>1846</b>	<b>601</b>	<b>2532</b>	<b>2167</b>	<b>75</b>	<b>11354</b>	<b>10544</b>	<b>-</b>	<b>-</b>	<b>22199</b>	<b>6461</b>	<b>11835</b>	<b>16474</b>	<b>16626</b>	<b>10598</b>	<b>14529</b>	<b>11100</b>	<b>8177</b>	<b>18430</b>	<b>15180</b>	<b>13239</b>
<b>% Of Voters:</b>			<b>100</b>	<b>50.94</b>	<b>40.90</b>	<b>6.46</b>	<b>6.15</b>	<b>2.00</b>	<b>8.43</b>	<b>7.21</b>	<b>0.25</b>	<b>37.80</b>	<b>35.10</b>	<b>-</b>	<b>-</b>	<b>73.91</b>	<b>21.51</b>	<b>39.40</b>	<b>54.85</b>	<b>55.35</b>	<b>35.28</b>	<b>48.37</b>	<b>36.95</b>	<b>27.22</b>	<b>61.36</b>	<b>50.54</b>	<b>44.08</b>

	VOTER REGISTRATION			U.S. SENATOR			U.S. REP. DISTRICT 4		DISTRICT 6	STATE REP.	GOVERNOR & LT. GOV.	SECRETARY OF STATE	STATE AUDITOR	STATE TREASURER	ATTORNEY GENERAL	CONST. AMEND. 1										
	Persons registered as of 7:00 a.m. election day	Persons registered on election day	Total number of persons voting	IR ROD GRAMS	DFL ANN WYNIA	IP DEAN M. BARKLEY	IR DENNIS NEWINSKI	DFL BRUCE F. VENTO	GRP DAN R. VACEK	IR TAD JUDE	DFL WILLIAM P. "BILL" LUTHER	IR MICKEY SPILLANE	DFL THOMAS W. PUGH	IR ERNE H. CARLSON AND JOHANNE E. BENSON	DFL DICK KIMBLER	DFL JIM ANDERSON GROVE	IR JUDI DUTCHER	DFL DONALD M. MOE	IR JAMES C. (JIM) OLSON	DFL MICHAEL A. McGRATH	IR SHARON ANDERSON	DFL HUBERT H. HUMPHREY III	YES	NO		
<b>District 39A</b>																										
<b>County</b>																										
<b>Dakota</b>																										
INVER GROVE HGHTS P-9	1014	178	491	200	248	26	177	279	21	-	-	208	261	291	178	147	312	216	236	186	247	116	323	271	198	
INVER GROVE HGHTS P-10	659	106	392	174	189	15	176	194	11	-	-	171	197	270	104	154	214	189	166	174	163	102	251	222	134	
MENDOTA HEIGHTS P-1	2096	86	1656	788	765	73	817	777	29	-	-	846	778	1197	399	617	968	880	658	754	687	365	1071	798	770	
S. ST. PAUL W-1 P-1	410	25	258	106	123	15	99	142	14	-	-	83	168	158	80	69	169	95	125	93	127	50	181	148	93	
S. ST. PAUL W-1 P-2	2176	176	1545	646	747	110	618	863	35	-	-	512	1007	899	567	483	973	634	754	540	782	302	1074	890	595	
S. ST. PAUL W-1 P-3	1717	104	1237	481	623	90	469	715	28	-	-	439	773	716	459	378	783	501	623	440	635	229	885	701	462	
SUNFISH LAKE	324	28	277	177	92	4	187	82	5	-	-	184	82	237	29	148	116	185	65	169	69	86	146	148	115	
W. ST. PAUL W-1 P-1	1336	94	858	339	416	64	343	465	32	-	-	317	518	469	325	240	537	325	434	263	450	163	586	485	308	

W. ST. PAUL W-1 P-2	1216	64	833	294	460	48	313	470	35	-	-	296	514	460	327	222	545	298	446	254	464	135	616	461	319
W. ST. PAUL W-1 P-3	994	99	519	183	286	28	161	330	17	-	-	176	325	301	187	140	346	193	281	166	277	109	358	284	204
W. ST. PAUL W-2 P-1	1102	71	771	301	385	66	311	422	27	-	-	314	440	444	277	223	484	311	380	265	401	161	542	457	278
W. ST. PAUL W-2 P-2	1435	80	1089	423	569	61	406	606	46	-	-	448	615	637	389	322	680	412	568	358	584	191	763	550	480
W. ST. PAUL W-2 P-3	1585	142	1173	464	637	50	424	697	16	-	-	448	701	709	414	380	739	489	602	415	623	234	835	584	489
W. ST. PAUL W-3 P-1	1415	82	1063	378	594	66	407	612	23	-	-	435	598	620	386	301	687	411	553	364	561	193	773	557	429
W. ST. PAUL W-3 P-2	1527	61	1178	573	527	52	563	576	13	-	-	595	561	825	307	458	661	557	494	505	499	241	801	607	514
W. ST. PAUL W-3 P-3	1468	99	1069	522	487	46	488	538	19	-	-	498	552	726	314	416	599	524	457	458	469	264	689	549	458
<b>County Totals:</b>	<b>20474</b>	<b>1495</b>	<b>14409</b>	<b>6049</b>	<b>7148</b>	<b>814</b>	<b>5959</b>	<b>7768</b>	<b>371</b>	<b>-</b>	<b>-</b>	<b>5970</b>	<b>8090</b>	<b>8959</b>	<b>4742</b>	<b>4698</b>	<b>8813</b>	<b>6220</b>	<b>6842</b>	<b>5404</b>	<b>7038</b>	<b>2941</b>	<b>9894</b>	<b>7712</b>	<b>5846</b>
<b>District 39A Total:</b>	<b>20474</b>	<b>1495</b>	<b>14409</b>	<b>6049</b>	<b>7148</b>	<b>814</b>	<b>5959</b>	<b>7768</b>	<b>371</b>	<b>-</b>	<b>-</b>	<b>5970</b>	<b>8090</b>	<b>8959</b>	<b>4742</b>	<b>4698</b>	<b>8813</b>	<b>6220</b>	<b>6842</b>	<b>5404</b>	<b>7038</b>	<b>2941</b>	<b>9894</b>	<b>7712</b>	<b>5846</b>
<b>% Of Voters:</b>		<b>100</b>		<b>41.98</b>	<b>49.61</b>	<b>5.65</b>	<b>41.36</b>	<b>53.91</b>	<b>2.57</b>	<b>-</b>	<b>-</b>	<b>41.43</b>	<b>56.15</b>	<b>62.18</b>	<b>32.91</b>	<b>32.60</b>	<b>61.16</b>	<b>43.17</b>	<b>47.48</b>	<b>37.50</b>	<b>48.84</b>	<b>20.41</b>	<b>68.67</b>	<b>53.52</b>	<b>40.57</b>

	VOTER REGISTRATION			U.S. SENATOR		U.S. REP. DISTRICT 4		U.S. REP. DISTRICT 6		STATE REP.		GOVERNOR & LT. GOV.		SECRETARY OF STATE		STATE AUDITOR		STATE TREASURER		ATTORNEY GENERAL		CONST. AMEND. 1				
	Persons registered as of 7:00 a.m. election day	Persons registered on election day	Total number of persons voting	IR ROD GRAMS	DFL ANN WYNIA	IP DEAN M. BARKLEY	IR DENNIS NEUWINSKI	DFL BRUCE F. VENTO	GRP DAN R. VACEK	IR TAD JUDE	DFL WILLIAM P. "BILL" LUTHER	IR MITCHELL UNRUH	DFL BOB MILBERT	IR ARNE H. CARLSON AND JOANNE E. BENSON	DFL JOHN MARTY AND NANCY LARSON	IR DICK KIMBLE	DFL JOAN ANDERSON GROWE	IR JUDI DUTCHER	DFL DONALD M. MOE	IR JAMES C. (JIM) OLSON	DFL MICHAEL A. McGRATH	IR SHARON ANDERSON	DFL HUBERT H. HUMPHREY III	YES	NO	
District 39B	2339	153	1745	806	741	152	-	-	-	794	899	681	986	1131	510	589	1055	864	723	735	779	439	1135	910	743	
County	1734	94	1093	578	412	86	-	-	-	573	485	517	499	758	260	448	585	595	382	542	398	328	634	576	454	
Dakota	1768	98	1132	514	500	86	-	-	-	482	620	377	721	689	378	352	713	464	571	435	552	251	778	677	390	
INVER GROVE HGHTS.P-1	725	80	573	278	252	27	-	-	-	253	300	223	318	383	151	168	373	253	260	237	258	130	390	326	212	
INVER GROVE HGHTS.P-2	1548	107	1020	407	496	82	-	-	-	387	615	299	685	587	375	285	675	404	525	354	541	195	728	588	391	
INVER GROVE HGHTS.P-3	1717	79	1248	511	611	91	-	-	-	497	704	385	826	732	445	372	805	504	647	446	654	231	913	709	477	
INVER GROVE HGHTS.P-4	1200	118	892	400	406	62	363	482	24	-	-	311	542	571	287	276	566	388	418	344	432	189	627	455	380	
INVER GROVE HGHTS.P-5	634	40	467	198	228	31	182	266	9	-	-	148	296	268	169	133	315	192	235	168	242	88	343	263	171	
INVER GROVE HGHTS.P-6	1739	139	1044	392	541	56	382	598	34	-	-	261	713	526	420	274	677	381	539	314	559	186	745	586	376	
INVER GROVE HGHTS.P-7	1780	125	1286	495	668	84	473	742	41	-	-	347	882	711	489	349	843	506	645	432	679	243	919	736	477	
INVER GROVE HGHTS.P-8	1176	55	792	252	464	57	266	478	29	-	-	177	573	373	360	184	545	229	484	203	484	100	605	472	286	
S. ST. PAUL W-2 P-1	2102	112	1282	474	693	79	441	778	45	-	-	344	898	684	524	341	854	445	710	399	750	230	943	758	434	
S. ST. PAUL W-2 P-2																										
S. ST. PAUL W-3 P-1																										
S. ST. PAUL W-3 P-2																										
<b>County Totals:</b>	<b>18462</b>	<b>1200</b>	<b>12574</b>	<b>5305</b>	<b>6012</b>	<b>893</b>	<b>2107</b>	<b>3344</b>	<b>182</b>	<b>2986</b>	<b>3623</b>	<b>4070</b>	<b>7939</b>	<b>7413</b>	<b>4368</b>	<b>3771</b>	<b>8006</b>	<b>5225</b>	<b>6139</b>	<b>4609</b>	<b>6328</b>	<b>2610</b>	<b>8758</b>	<b>7056</b>	<b>4791</b>	
<b>District 39B Total:</b>	<b>18462</b>	<b>1200</b>	<b>12574</b>	<b>5305</b>	<b>6012</b>	<b>893</b>	<b>2107</b>	<b>3344</b>	<b>182</b>	<b>2986</b>	<b>3623</b>	<b>4070</b>	<b>7939</b>	<b>7413</b>	<b>4368</b>	<b>3771</b>	<b>8006</b>	<b>5225</b>	<b>6139</b>	<b>4609</b>	<b>6328</b>	<b>2610</b>	<b>8758</b>	<b>7056</b>	<b>4791</b>	
<b>% Of Voters:</b>		<b>100</b>		<b>42.19</b>	<b>47.81</b>	<b>7.10</b>	<b>16.76</b>	<b>26.59</b>	<b>1.45</b>	<b>23.75</b>	<b>28.81</b>	<b>32.37</b>	<b>63.14</b>	<b>58.95</b>	<b>34.74</b>	<b>29.99</b>	<b>63.67</b>	<b>41.55</b>	<b>48.82</b>	<b>36.66</b>	<b>50.33</b>	<b>20.76</b>	<b>69.65</b>	<b>56.12</b>	<b>38.10</b>	
<b>District 39 Total:</b>	<b>38936</b>	<b>2695</b>	<b>26983</b>	<b>11354</b>	<b>13160</b>	<b>1707</b>	<b>8066</b>	<b>11112</b>	<b>553</b>	<b>2986</b>	<b>3623</b>	<b>-</b>	<b>-</b>	<b>16372</b>	<b>9110</b>	<b>8469</b>	<b>16819</b>	<b>11445</b>	<b>12981</b>	<b>10013</b>	<b>13366</b>	<b>5551</b>	<b>18652</b>	<b>14768</b>	<b>10637</b>	
<b>% Of Voters:</b>		<b>100</b>		<b>42.08</b>	<b>48.77</b>	<b>6.33</b>	<b>29.89</b>	<b>41.18</b>	<b>2.05</b>	<b>11.07</b>	<b>13.43</b>	<b>-</b>	<b>-</b>	<b>60.68</b>	<b>33.76</b>	<b>31.39</b>	<b>62.33</b>	<b>42.42</b>	<b>48.11</b>	<b>37.11</b>	<b>49.53</b>	<b>20.57</b>	<b>69.13</b>	<b>54.73</b>	<b>39.42</b>	

	VOTER REGISTRATION			U.S. SENATOR			U.S. REP. DISTRICT 3		U.S. REP. DISTRICT 5		STATE REP.		GOVERNOR & LT. GOV.		SECRETARY OF STATE		STATE AUDITOR		STATE TREASURER		ATTORNEY GENERAL		CONST. AMEND. 1			
	Persons registered as of 7:00 a.m. election day	Persons registered on election day	Total number of persons voting	IR ROD GRAMS	DFL ANN WYNIA	IP DEAN M. BARKLEY	IR JIM RAMSTAD	DFL BOB OLSON	IR DOROTHY LEGRAND	DFL MARTIN OLAV SABO	IR BRIAN D. SKON	DFL MARK P. MAHON	IR ARNE H. CARLSON AND JOANNE E. BENSON	DFL JOHN MARTY AND NANCY LARSON	IR DICK KIMBLER	DFL JOHAN ANDERSON GROWE	IR JUDI DUTCHER	DFL DONALD M. MOE	IR JAMES C. (JIM) OLSON	DFL MICHAEL A. McGRATH	IR SHARON ANDERSON	DFL HUBERT H. HUMPHREY III	YES	NO		
<b>District 40A</b>																										
<b>County Hennepin</b>																										
BLOOMINGTON W-4 P- 1	1313	98	699	347	289	43	460	213	.	.	.	328	341	477	180	275	378	371	260	315	283	212	.404	396	267	
BLOOMINGTON W-4 P- 2	2195	149	1208	533	585	65	656	478	.	.	.	470	700	708	443	390	729	505	574	462	581	288	788	658	446	
BLOOMINGTON W-4 P- 3	2334	103	1475	676	671	93	879	538	.	.	.	653	793	928	473	526	866	691	646	607	690	387	956	751	612	
BLOOMINGTON W-4 P- 4	2317	91	1384	638	620	100	807	507	.	.	.	620	723	825	481	497	779	629	603	567	612	370	860	733	556	
BLOOMINGTON W-4 P- 5	1500	91	1037	460	479	64	614	376	.	.	.	510	488	639	310	362	595	486	429	434	450	256	649	540	429	
BLOOMINGTON W-4 P- 6	2112	92	1282	583	595	74	784	446	.	.	.	605	642	814	395	458	755	621	550	512	587	300	845	668	540	
RICHFIELD W-1 P-4	2544	162	1777	825	808	107	.	.	808	886	.	.	861	818	1151	513	625	1027	853	736	714	763	428	1131	842	782
RICHFIELD W-1 P-5	2167	154	1218	546	545	91	.	.	527	605	.	.	563	581	735	396	406	707	550	488	475	531	320	745	580	514
RICHFIELD W-2 P-6	2221	103	1440	649	648	99	.	.	634	744	.	.	685	689	906	451	499	837	642	629	571	643	330	924	687	652
<b>County Totals:</b>	<b>18703</b>	<b>1043</b>	<b>11520</b>	<b>5257</b>	<b>5240</b>	<b>736</b>	<b>4200</b>	<b>2558</b>	<b>1969</b>	<b>2235</b>			<b>5295</b>	<b>5775</b>	<b>7183</b>	<b>3642</b>	<b>4038</b>	<b>6673</b>	<b>5348</b>	<b>4915</b>	<b>4657</b>	<b>5140</b>	<b>2891</b>	<b>7302</b>	<b>5855</b>	<b>4798</b>
<b>District 40A Total:</b>	<b>18703</b>	<b>1043</b>	<b>11520</b>	<b>5257</b>	<b>5240</b>	<b>736</b>	<b>4200</b>	<b>2558</b>	<b>1969</b>	<b>2235</b>			<b>5295</b>	<b>5775</b>	<b>7183</b>	<b>3642</b>	<b>4038</b>	<b>6673</b>	<b>5348</b>	<b>4915</b>	<b>4657</b>	<b>5140</b>	<b>2891</b>	<b>7302</b>	<b>5855</b>	<b>4798</b>
<b>% Of Voters:</b>			<b>100</b>	<b>45.63</b>	<b>45.49</b>	<b>6.39</b>	<b>36.46</b>	<b>22.20</b>	<b>17.09</b>	<b>19.40</b>			<b>45.96</b>	<b>50.13</b>	<b>62.35</b>	<b>31.61</b>	<b>35.05</b>	<b>57.93</b>	<b>46.42</b>	<b>42.66</b>	<b>40.43</b>	<b>44.62</b>	<b>25.10</b>	<b>63.39</b>	<b>50.82</b>	<b>41.65</b>

	VOTER REGISTRATION			U.S. SENATOR			U.S. REP. DISTRICT 3		U.S. REP. DISTRICT 5		STATE REP.		GOVERNOR & LT. GOV.		SECRETARY OF STATE		STATE AUDITOR		STATE TREASURER		ATTORNEY GENERAL		CONST. AMEND. 1		
	Persons registered as of 7:00 a.m. election day	Persons registered on election day	Total number of persons voting	IR ROD GRAMS	DFL ANN WYNIA	IP DEAN M. BARKLEY	IR JIM RAMSTAD	DFL BOB OLSON	IR DOROTHY LEGRAND	DFL MARTIN OLAV SABO	IR KEVIN KNIGHT	DFL PATRICIA (PAT) HELMBERGER	IR ARNE H. CARLSON AND JOANNE E. BENSON	DFL JOHN MARTY AND NANCY LARSON	IR DICK KIMBLER	DFL JOHAN ANDERSON GROWE	IR JUDI DUTCHER	DFL DONALD M. MOE	IR JAMES C. (JIM) OLSON	DFL MICHAEL A. McGRATH	IR SHARON ANDERSON	DFL HUBERT H. HUMPHREY III	YES	NO	
<b>District 40B</b>																									
<b>County Hennepin</b>																									
BLOOMINGTON W-1 P- 7	1715	94	1183	616	481	57	796	332	.	.	.	673	463	797	325	452	659	621	442	537	468	331	719	548	557
BLOOMINGTON W-1 P- 8	1789	71	1229	590	551	61	815	364	.	.	.	724	478	832	345	488	683	656	481	555	515	335	767	584	567
BLOOMINGTON W-1 P- 9	1974	152	1104	459	538	77	639	410	.	.	.	977	575	655	396	365	642	494	480	407	528	268	692	573	450
BLOOMINGTON W-1 P-10	2579	223	1600	891	617	64	1140	401	.	.	.	959	587	1145	371	705	814	977	491	810	574	524	906	744	737
BLOOMINGTON W-1 P-14	1798	85	1257	571	588	77	810	418	.	.	.	642	583	786	396	437	747	625	520	519	572	331	788	648	537
BLOOMINGTON W-2 P-26	1510	82	1060	506	457	75	708	312	.	.	.	570	453	731	278	391	628	556	408	498	418	261	683	593	414
BLOOMINGTON W-3 P-11	1385	75	976	523	388	53	715	229	.	.	.	582	365	708	224	385	534	551	339	457	379	248	607	444	470
BLOOMINGTON W-3 P-18	2549	133	1768	937	690	107	1268	428	.	.	.	1036	667	1265	424	724	952	976	613	864	642	497	1052	825	847
BLOOMINGTON W-3 P-19	2225	88	1501	691	678	94	935	508	.	.	.	745	693	974	458	529	895	745	625	606	682	386	962	790	590
BLOOMINGTON W-3 P-20	1960	82	1400	725	578	81	966	383	.	.	.	783	568	971	364	545	794	752	513	629	559	386	853	654	642
BLOOMINGTON W-4 P-30	799	48	573	263	269	27	350	195	.	.	.	313	247	377	166	182	360	262	253	218	276	126	382	285	252
BLOOMINGTON W-1 P-15	1153	46	841	433	349	47	592	210	.	.	.	486	325	593	200	350	453	478	285	391	322	231	503	438	361
<b>County Totals:</b>	<b>21436</b>	<b>1179</b>	<b>14494</b>	<b>7205</b>	<b>6184</b>	<b>820</b>	<b>9734</b>	<b>4190</b>	.	.	.	<b>7990</b>	<b>6004</b>	<b>9834</b>	<b>3947</b>	<b>5553</b>	<b>8161</b>	<b>7693</b>	<b>5450</b>	<b>6491</b>	<b>5935</b>	<b>3924</b>	<b>8914</b>	<b>7126</b>	<b>6424</b>
<b>District 40B Total:</b>	<b>21436</b>	<b>1179</b>	<b>14494</b>	<b>7205</b>	<b>6184</b>	<b>820</b>	<b>9734</b>	<b>4190</b>	.	.	.	<b>7990</b>	<b>6004</b>	<b>9834</b>	<b>3947</b>	<b>5553</b>	<b>8161</b>	<b>7693</b>	<b>5450</b>	<b>6491</b>	<b>5935</b>	<b>3924</b>	<b>8914</b>	<b>7126</b>	<b>6424</b>
<b>% Of Voters:</b>			<b>100</b>	<b>49.71</b>	<b>42.67</b>	<b>5.66</b>	<b>67.16</b>	<b>28.91</b>	.	.	.	<b>55.13</b>	<b>41.42</b>	<b>67.85</b>	<b>27.23</b>	<b>38.31</b>	<b>56.31</b>	<b>53.08</b>	<b>37.60</b>	<b>44.78</b>	<b>40.95</b>	<b>27.07</b>	<b>61.50</b>	<b>49.17</b>	<b>44.32</b>

District 40 Total:	40139	2222	26014	12462	11424	1556	13934	6748	1969	2235	-	-	17017	7589	9591	14834	13041	10365	11148	11075	6815	16216	12981	11222
% Of Voters:	100			47.90	43.91	5.98	53.56	25.94	7.57	8.59	-	-	65.41	29.17	36.87	57.02	50.13	39.84	42.85	42.57	26.20	62.34	49.90	43.14

	VOTER REGISTRATION			U.S. SENATOR		U.S. REP. DISTRICT 2		U.S. REP. DISTRICT 3		STATE REP.	GOVERNOR & LT. GOV.	SECRETARY OF STATE	STATE AUDITOR	STATE TREASURER	ATTORNEY GENERAL	CONST. AMEND. 1									
	Persons registered as of 7:00 a.m. election day	Persons registered on election day	Total number of persons voting	IR	DFL	IR	DFL	IR	DFL	IR	IR	IR	IR	DFL	IR	DFL									
<b>District 41A</b>				IR	DFL	IR	DFL	IR	DFL	IR	IR	IR	IR	DFL	IR	DFL									
<b>County Hennepin</b>				ROD GRAMS	ANN WYNIA	DEAN M. BARKLEY	GARY B. REVIER	DAVID MINGE	STAN BENTZ	JIM RAMSTAD	BOB OLSON	ALICE SEAGREN	MICHEL "MIKE" E. HANEN-SMITH	KENE H. CARLSON AND JOANNE E. BENSON	DICK KIMBLER	JOHN ANDERSON	JUDI DUTCHER	DONALD M. MOE	JAMES C. (JIM) OLSON	MICHAEL A. McGRATH	SHARON ANDERSON	HUBERT H. HUMPHREY III	YES	NO	
BLOOMINGTON W-1 P-12	1686	95	1217	669	466	59	-	-	-	890	272	868	275	891	267	550	599	733	368	611	421	365	687	582	559
BLOOMINGTON W-2 P-13	2749	144	1924	1075	714	107	-	-	-	1459	407	1412	428	1437	390	860	968	1180	598	994	647	574	1087	928	862
BLOOMINGTON W-2 P-16	2297	127	1472	814	540	92	-	-	-	1137	286	1099	309	1156	264	637	759	934	420	753	479	473	789	691	695
BLOOMINGTON W-2 P-2	1416	134	776	431	294	41	-	-	-	574	183	527	196	583	153	330	408	469	237	398	268	251	436	409	322
BLOOMINGTON W-2 P-27	1953	197	1245	721	440	59	-	-	-	928	282	874	308	949	253	576	609	810	336	689	404	459	640	652	535
BLOOMINGTON W-3 P-17	2347	158	1758	1100	550	77	-	-	-	1425	276	1320	323	1421	283	908	765	1158	470	1032	477	635	900	781	837
BLOOMINGTON W-3 P-21	1187	54	909	493	355	49	-	-	-	695	188	667	192	709	166	405	458	580	258	466	265	281	499	404	459
BLOOMINGTON W-3 P-28	1757	117	1321	769	471	58	-	-	-	1043	245	978	289	1058	221	625	643	864	369	723	397	436	704	655	584
BLOOMINGTON W-1 P-29	1773	102	1152	569	493	71	-	-	-	786	332	746	351	779	314	431	659	616	446	521	482	312	712	599	481
BLOOMINGTON W-3 P-22	1441	87	1044	649	337	37	-	-	-	834	177	835	164	837	159	542	450	707	260	595	289	366	541	481	511
EDEN PRAIRIE P-15	1272	119	799	416	310	42	-	-	-	593	181	546	184	637	131	351	389	489	235	429	249	289	430	368	336
EDEN PRAIRIE P-16	2045	111	1389	860	423	66	-	-	-	1148	197	1051	242	1152	190	676	623	962	295	853	335	562	669	696	581
<b>County Totals:</b>	<b>21923</b>	<b>1445</b>	<b>15006</b>	<b>8566</b>	<b>5393</b>	<b>758</b>	-	-	-	<b>11512</b>	<b>3026</b>	<b>10923</b>	<b>3261</b>	<b>11609</b>	<b>2791</b>	<b>6891</b>	<b>7330</b>	<b>9502</b>	<b>4292</b>	<b>8064</b>	<b>4733</b>	<b>5003</b>	<b>8094</b>	<b>7246</b>	<b>6762</b>
<b>District 41A Total:</b>	<b>21923</b>	<b>1445</b>	<b>15006</b>	<b>8566</b>	<b>5393</b>	<b>758</b>	-	-	-	<b>11512</b>	<b>3026</b>	<b>10923</b>	<b>3261</b>	<b>11609</b>	<b>2791</b>	<b>6891</b>	<b>7330</b>	<b>9502</b>	<b>4292</b>	<b>8064</b>	<b>4733</b>	<b>5003</b>	<b>8094</b>	<b>7246</b>	<b>6762</b>
<b>% Of Voters:</b>	<b>100</b>			<b>57.08</b>	<b>35.94</b>	<b>5.05</b>	-	-	-	<b>76.72</b>	<b>20.17</b>	<b>72.79</b>	<b>21.73</b>	<b>77.36</b>	<b>18.60</b>	<b>45.92</b>	<b>48.85</b>	<b>63.32</b>	<b>28.60</b>	<b>53.74</b>	<b>31.54</b>	<b>33.34</b>	<b>53.94</b>	<b>48.29</b>	<b>45.06</b>

	VOTER REGISTRATION			U.S. SENATOR		U.S. REP. DISTRICT 2		U.S. REP. DISTRICT 3		STATE REP.	GOVERNOR & LT. GOV.	SECRETARY OF STATE	STATE AUDITOR	STATE TREASURER	ATTORNEY GENERAL	CONST. AMEND. 1									
	Persons registered as of 7:00 a.m. election day	Persons registered on election day	Total number of persons voting	IR	DFL	IR	DFL	IR	DFL	IR	IR	IR	IR	DFL	IR	DFL									
<b>District 41B</b>				IR	DFL	IR	DFL	IR	DFL	IR	IR	IR	IR	DFL	IR	DFL									
<b>County Dakota</b>				ROD GRAMS	ANN WYNIA	DEAN M. BARKLEY	GARY B. REVIER	DAVID MINGE	STAN BENTZ	JIM RAMSTAD	BOB OLSON	KEN WOLF	JEFF RENNER	KENE H. CARLSON AND JOANNE E. BENSON	DICK KIMBLER	JOHN ANDERSON	JUDI DUTCHER	DONALD M. MOE	JAMES C. (JIM) OLSON	MICHAEL A. McGRATH	SHARON ANDERSON	HUBERT H. HUMPHREY III	YES	NO	
BURNSVILLE P-2	1841	107	1091	577	410	82	-	-	-	778	292	689	374	795	253	450	588	600	388	567	379	355	641	573	480
BURNSVILLE P-3	2427	197	1528	820	551	111	-	-	-	1126	356	996	463	1112	349	628	789	856	500	786	492	479	877	793	663
BURNSVILLE P-4	1749	108	1049	523	433	73	-	-	-	739	279	632	376	708	265	418	571	553	379	491	391	306	607	527	467
BURNSVILLE P-7	1790	139	1164	623	449	69	-	-	-	847	283	760	355	880	240	506	605	690	365	617	382	397	631	626	474
<b>County Totals:</b>	<b>7807</b>	<b>551</b>	<b>4832</b>	<b>2543</b>	<b>1843</b>	<b>335</b>	-	-	-	<b>3490</b>	<b>1210</b>	<b>3077</b>	<b>1568</b>	<b>3495</b>	<b>1107</b>	<b>2002</b>	<b>2553</b>	<b>2699</b>	<b>1632</b>	<b>2461</b>	<b>1644</b>	<b>1537</b>	<b>2756</b>	<b>2519</b>	<b>2064</b>
<b>Hennepin</b>																									
BLOOMINGTON W-2 P-24	2426	177	1646	893	639	82	-	-	-	1218	371	999	531	1230	339	704	859	1010	490	845	560	515	937	836	718
BLOOMINGTON W-2 P-25	2218	171	1475	941	433	72	-	-	-	1199	227	1024	355	1111	229	753	642	973	363	781	409	476	723	659	720
EDEN PRAIRIE P-17	2118	193	1707	1103	489	87	-	-	-	1425	223	1218	358	1453	205	875	734	1189	362	1080	386	714	803	856	701

<b>County Totals:</b>	6762	541	4828	2937	1561	241	-	-	-	3842	821	3241	1244	3794	773	2332	2235	3172	1235	2706	1355	1705	2463	2351	2139	
<b>Scott</b>																										
SAVAGE P-1	1253	96	752	335	314	74	-	-	-	475	254	371	355	499	205	268	415	355	307	340	301	221	447	518	221	
SAVAGE P-2	1761	126	974	523	342	86	-	-	-	690	253	577	356	722	189	403	497	550	301	497	328	334	529	644	310	
SAVAGE P-3	2160	167	1337	740	438	124	-	-	-	972	328	828	453	976	278	585	647	804	386	702	421	470	706	863	454	
SAVAGE P-4	2527	335	1817	1041	599	132	-	-	-	1352	418	1132	607	1379	340	848	850	1114	519	1003	548	675	939	1144	639	
SHAKOPEE P-6	0	0	0	0	0	0	0	0	0	0	0	0	0	0	0	0	0	0	0	0	0	0	0	0	0	
<b>County Totals:</b>	7701	724	4880	2639	1693	416	0	0	0	3489	1253	2908	1771	3576	1012	2104	2409	2823	1513	2542	1598	1700	2621	3169	1624	
<b>District 41B Total:</b>	22270	1816	14540	8119	5097	992	0	0	0	10821	3284	9226	4583	10865	2892	6438	7197	8694	4380	7709	4597	4942	7840	8039	5827	
<b>% Of Voters:</b>			100	55.84	35.06	6.82	0.00	0.00	0.00	74.42	22.59	63.45	31.52	74.72	19.89	42.28	49.50	59.79	30.12	53.02	31.62	33.99	53.92	55.29	40.08	
<b>District 41 Total:</b>	44193	3261	29546	16685	10490	1750	0	0	0	22333	6310	-	-	22474	5683	13329	14509	18196	8672	15773	9330	9945	15934	15285	12589	
<b>% Of Voters:</b>			100	56.47	35.50	5.92	0.00	0.00	0.00	75.59	21.36	-	-	76.06	19.23	45.11	49.11	61.59	29.35	53.38	31.58	33.66	53.93	51.73	42.61	

	VOTER REGISTRATION		U.S. SENATOR		U.S. REP.					STATE REP.	GOVERNOR & LT. GOV.	SECRETARY OF STATE	STATE AUDITOR	STATE TREASURER	ATTORNEY GENERAL	CONST. AMEND. 1										
	Persons registered as of 7:00 a.m. election day	Persons registered on election day	Total number of persons voting	IR	DFL	DISTRICT 2	DISTRICT 3	DISTRICT 5																		
<b>District 42A County Hennepin</b>				IR ROD GRAMS	DFL ANN WYNIA	IP DEAN M. BARKLEY	IR GARY B. REVIER	DFL DAVID MINGE	IND STAN BENTZ	IR JIM RAMSTAD	DFL BOB OLSON	IR DOROTHY LEGRAND	DFL MARTIN OLAV SABO	IR RON ERHARDT	IR ERNE H. CARLSON AND JOANNE E. BENSON	DFL JOHN MARTY AND NANCY LARSON	IR DICK KIMBLER	DFL JOAN ANDERSON GROWE	IR JUDI DUTCHER	DFL DONALD M. MOE	IR JAMES C. (JIM) OLSON	DFL MICHAEL A. McGRATH	IR SHARON ANDERSON	DFL HUBERT H. HUMPHREY III	YES	NO
EDINA P- 2	1637	114	1213	645	478	67	-	-	-	-	618	482	885	918	263	540	599	700	398	615	413	352	676	474	590	
EDINA P- 3	1998	113	1657	975	576	65	-	-	-	-	1014	541	1277	1411	194	833	726	1090	400	937	420	584	824	606	873	
EDINA P- 4	1709	95	1355	571	677	85	-	-	-	-	674	599	925	948	358	464	785	703	489	551	489	336	819	525	698	
EDINA P- 5	1976	88	1614	993	523	69	-	-	-	1336	234	-	1275	1348	212	815	692	1068	398	928	394	573	791	689	769	
EDINA P- 6	1800	80	1469	848	530	71	-	-	-	-	-	-	1173	1190	233	688	716	964	385	850	402	464	787	638	720	
EDINA P- 7	1112	40	897	496	342	43	-	-	-	-	506	318	676	705	161	392	454	528	281	445	289	273	487	371	463	
EDINA P- 8	1789	74	1365	815	458	70	-	-	-	-	839	441	1065	1124	195	666	617	891	350	764	362	462	687	553	692	
EDINA P- 9	1773	84	1337	651	586	69	-	-	-	-	674	564	964	977	305	539	720	728	481	645	487	378	810	536	716	
EDINA P-14	1909	118	1449	743	621	66	-	-	-	-	725	626	1043	1037	358	576	780	779	523	690	519	424	839	607	682	
EDINA P-16	1745	99	1413	740	591	52	-	-	-	1030	321	-	1045	1045	317	630	696	823	474	683	510	396	830	600	641	
EDINA P-17	1050	115	761	397	318	28	-	-	-	-	370	345	537	549	184	329	394	431	277	339	287	203	447	302	367	
EDINA P-18	1638	126	1170	580	509	50	-	-	-	838	271	-	806	834	303	507	587	657	402	570	410	359	664	455	592	
EDINA P- 1A	1694	117	1213	690	435	66	-	-	-	917	248	-	898	963	201	568	587	789	311	672	341	413	622	597	511	
EDINA P- 1B	2141	110	1623	948	581	70	-	-	-	1274	274	-	1254	1329	240	797	752	1060	444	932	454	554	840	711	762	
<b>County Totals:</b>	23971	1373	18536	10092	7225	871	-	-	-	6574	1590	5420	3916	13823		8344	9105	11211	5603	9621	5777	5771	10123	7664	9076	
<b>District 42A Total</b>	23971	1373	18536	10092	7225	871	-	-	-	6574	1590	5420	3916	13823		8344	9105	11211	5603	9621	5777	5771	10123	7664	9076	
<b>% Of Voters</b>			100	54.45	38.98	4.70	-	-	-	35.47	8.58	29.24	21.13	74.57		45.02	49.12	60.48	30.23	51.90	31.17	31.13	54.61	41.35	48.96	

District 42B County Hennepin	VOTER REGISTRATION			U.S. SENATOR		U.S. REP. DIST. 2 DIST. 3 DIST. 5			STATE REP.	GOVERNOR & LT. GOV.	SECRETARY OF STATE	STATE AUDITOR	STATE TREASURER	ATTORNEY GENERAL	CONST. AMEND. 1													
	Persons registered as of 7:00 a.m. election day	Persons registered on election day	Total number of persons voting	IR ROD GRAMS	DFL ANN WYNIA	IP DEAN M. BARKLEY	IR GARY B. REVIER	DFL DAVID MINGE	IND STAN BENTZ	IR JIM RAMSTAD	DFL BOB OLSON	IP JUDITH C. O'ROTHY LEGRAND	DFL MARTIN OLAV SABO	IR ERIK PAULSEN	DFL PETER G. IVERSEN	FED EVAN R. STANLEY	IR ARNE H. CARLSON AND JOHANNE E. BENSON	DFL JOHN MARTY AND NANCY LARSON	IR DICK KIMBLER	DFL JOAN ANDERSON GROWE	IR JUDI DUTCHER	DFL DONALD M. MOE	IR JAMES C. (JIM) OLSON	DFL MICHAEL A. McGRATH	IR SHARON ANDERSON	DFL HUBERT H. HUMPHREY, III	YES	NO
CHANHASSEN P-1	0	0	0	0	0	0	0	0	0	0	0	0	0	0	0	0	0	0	0	0	0	0	0	0	0	0	0	0
EDEN PRAIRIE P-6	1666	86	1082	565	415	81	81	-	-	801	230	-	-	706	316	15	809	210	465	543	646	326	561	343	352	599	550	435
EDEN PRAIRIE P-8	754	73	495	292	171	27	-	-	-	389	90	-	-	341	118	8	422	56	236	235	339	108	305	111	203	229	223	231
EDINA P-10	1718	65	1334	820	453	47	-	-	-	1105	190	-	-	943	294	40	1142	157	695	568	902	324	794	331	463	671	577	663
EDINA P-11	2081	73	1823	919	592	90	-	-	-	1250	321	-	-	1078	435	34	1282	293	795	748	1028	467	920	478	533	855	668	815
EDINA P-12	1757	76	1398	854	461	63	-	-	-	1121	232	-	-	970	355	18	1150	209	710	628	941	370	814	395	424	746	579	686
EDINA P-13	1549	123	1006	507	435	43	-	-	-	687	286	-	-	547	359	16	717	248	407	529	513	377	465	379	285	575	456	465
EDINA P-15	2063	88	1573	1018	485	52	-	-	-	1318	209	-	-	1150	334	16	1352	176	876	628	1107	360	993	380	595	746	630	791
EDINA P-19	828	67	692	469	192	23	-	-	-	579	91	-	-	520	130	9	576	90	400	263	487	161	437	165	235	343	285	313
EDEN PRAIRIE P-7	1908	144	1222	729	409	71	-	-	-	938	239	-	-	815	347	8	956	219	606	553	800	328	695	358	436	631	579	542
EDEN PRAIRIE P-9	1738	252	1482	900	480	78	-	-	-	1186	251	-	-	1030	387	2	1249	197	715	670	995	354	909	373	609	739	733	614
EDEN PRAIRIE P-10	1777	97	1266	759	397	84	-	-	-	1030	198	-	-	905	301	16	1044	179	632	553	825	309	750	317	483	636	546	598
EDEN PRAIRIE P-11	903	269	804	422	305	50	-	-	-	565	204	-	-	492	244	5	610	143	354	380	477	239	429	235	297	409	395	333
EDEN PRAIRIE P-12	1436	95	1055	560	417	50	-	-	-	773	245	-	-	680	316	11	820	184	442	540	634	319	562	331	343	575	506	439
EDEN PRAIRIE P-13	1345	82	814	461	280	55	-	-	-	626	158	-	-	543	228	9	651	118	366	398	512	203	452	232	282	447	428	352
EDEN PRAIRIE P-14	1178	70	885	500	296	72	-	-	-	699	164	-	-	588	257	10	686	159	395	441	578	223	478	248	297	463	467	349
<b>County Totals:</b>	<b>22701</b>	<b>1660</b>	<b>16731</b>	<b>9775</b>	<b>5788</b>	<b>886</b>	<b>0</b>	<b>0</b>	<b>0</b>	<b>13067</b>	<b>3108</b>	<b>-</b>	<b>-</b>	<b>11308</b>	<b>4421</b>	<b>217</b>	<b>13466</b>	<b>2638</b>	<b>8094</b>	<b>7677</b>	<b>10782</b>	<b>4468</b>	<b>9564</b>	<b>4676</b>	<b>5837</b>	<b>8664</b>	<b>7622</b>	<b>7626</b>
<b>District 42B Total</b>	<b>22701</b>	<b>1660</b>	<b>16731</b>	<b>9775</b>	<b>5788</b>	<b>886</b>	<b>0</b>	<b>0</b>	<b>0</b>	<b>13067</b>	<b>3108</b>	<b>-</b>	<b>-</b>	<b>11308</b>	<b>4421</b>	<b>217</b>	<b>13466</b>	<b>2638</b>	<b>8094</b>	<b>7677</b>	<b>10782</b>	<b>4468</b>	<b>9564</b>	<b>4676</b>	<b>5837</b>	<b>8664</b>	<b>7622</b>	<b>7626</b>
<b>% Of Voters</b>	<b>100</b>	<b>100</b>	<b>100</b>	<b>58.42</b>	<b>34.60</b>	<b>5.30</b>	<b>0.00</b>	<b>0.00</b>	<b>0.00</b>	<b>78.10</b>	<b>18.58</b>	<b>-</b>	<b>-</b>	<b>67.59</b>	<b>26.42</b>	<b>1.30</b>	<b>80.49</b>	<b>15.77</b>	<b>48.38</b>	<b>45.88</b>	<b>64.44</b>	<b>26.70</b>	<b>57.16</b>	<b>27.95</b>	<b>34.89</b>	<b>51.78</b>	<b>45.56</b>	<b>45.58</b>
<b>District 42 Total</b>	<b>46672</b>	<b>3033</b>	<b>35267</b>	<b>19867</b>	<b>13013</b>	<b>1757</b>	<b>0</b>	<b>0</b>	<b>0</b>	<b>19641</b>	<b>4698</b>	<b>5420</b>	<b>3916</b>	<b>-</b>	<b>-</b>	<b>-</b>	<b>27844</b>	<b>6162</b>	<b>16438</b>	<b>16782</b>	<b>21993</b>	<b>10071</b>	<b>19185</b>	<b>10453</b>	<b>11608</b>	<b>18787</b>	<b>15286</b>	<b>16702</b>
<b>% Of Voters</b>	<b>100</b>	<b>100</b>	<b>100</b>	<b>56.33</b>	<b>36.90</b>	<b>4.98</b>	<b>0.00</b>	<b>0.00</b>	<b>0.00</b>	<b>55.69</b>	<b>13.32</b>	<b>15.37</b>	<b>11.10</b>	<b>-</b>	<b>-</b>	<b>-</b>	<b>78.95</b>	<b>17.47</b>	<b>46.61</b>	<b>47.59</b>	<b>62.36</b>	<b>28.56</b>	<b>54.40</b>	<b>29.64</b>	<b>32.91</b>	<b>53.27</b>	<b>43.34</b>	<b>47.36</b>

District 43A County Carver	VOTER REGISTRATION			U.S. SENATOR		U.S. REP. DISTRICT 2 DISTRICT 3			STATE REP.	GOVERNOR & LT. GOV.	SECRETARY OF STATE	STATE AUDITOR	STATE TREASURER	ATTORNEY GENERAL	CONST. AMEND. 1											
	Persons registered as of 7:00 a.m. election day	Persons registered on election day	Total number of persons voting	IR ROD GRAMS	DFL ANN WYNIA	IP DEAN M. BARKLEY	IR GARY B. REVIER	DFL DAVID MINGE	IND STAN BENTZ	IR JIM RAMSTAD	DFL BOB OLSON	IP TOM WORKMAN	DFL MARY ELLEN MARCUS	IR ARNE H. CARLSON AND JOHANNE E. BENSON	DFL JOHN MARTY AND NANCY LARSON	IR DICK KIMBLER	DFL JOAN ANDERSON GROWE	IR JUDI DUTCHER	DFL DONALD M. MOE	IR JAMES C. (JIM) OLSON	DFL MICHAEL A. McGRATH	IR SHARON ANDERSON	DFL HUBERT H. HUMPHREY, III	YES	NO	
CHANHASSEN P-1	1699	137	1189	741	356	62	680	439	38	-	-	-	880	273	971	168	619	510	778	273	700	286	485	551	551	553
CHANHASSEN P-2	1437	130	998	563	341	68	499	455	21	-	-	-	720	262	745	211	443	487	568	329	538	334	350	560	525	451
CHANHASSEN P-3	1273	98	813	514	241	46	445	327	23	-	-	-	601	190	643	124	398	373	512	218	470	223	302	405	443	322
CHANHASSEN P-4	1535	161	993	613	285	75	548	404	20	-	-	-	748	223	814	131	475	477	671	231	602	238	410	488	544	383
CHANHASSEN P-5	1463	240	1155	714	331	87	636	466	26	-	-	-	873	245	852	150	575	518	755	275	673	308	420	602	586	495
CHANHASSEN P-6	1426	112	1020	581	349	65	537	421	38	-	-	-	697	284	798	179	491	469	668	268	572	310	398	515	540	429

VICTORIA	1833	193	1389	852	413	83	753	558	48	-	-	1014	327	1068	237	698	602	877	378	813	387	574	646	730	565
<b>County Totals:</b>	<b>10666</b>	<b>1071</b>	<b>7557</b>	<b>4578</b>	<b>2316</b>	<b>486</b>	<b>4098</b>	<b>3070</b>	<b>214</b>	-	-	<b>5533</b>	<b>1804</b>	<b>5991</b>	<b>1200</b>	<b>3699</b>	<b>3436</b>	<b>4829</b>	<b>1972</b>	<b>4368</b>	<b>2086</b>	<b>2937</b>	<b>3767</b>	<b>3919</b>	<b>3162</b>
<b>Hennepin</b>																									
EDEN PRAIRIE P-2	1817	75	1282	674	482	100	-	-	-	954	275	749	470	1002	223	558	646	758	389	647	419	419	712	556	614
EDEN PRAIRIE P-3	1411	87	1078	613	378	68	-	-	-	851	195	678	337	848	180	474	534	680	296	594	316	346	585	529	457
EDEN PRAIRIE P-4	1387	101	889	502	311	57	-	-	-	665	196	549	286	687	170	420	420	565	242	493	260	312	457	390	428
MINNETONKA BEACH P-1	472	12	332	215	103	13	-	-	-	284	38	239	75	294	33	173	148	243	64	221	73	122	170	167	133
ORONO P-2	1096	89	759	442	252	48	-	-	-	558	169	470	242	596	136	366	341	486	194	420	214	306	335	420	278
SHOREWOOD P-3	1344	83	905	519	317	48	-	-	-	685	183	562	287	698	160	431	424	585	234	504	256	330	451	417	394
SHOREWOOD P-4	150	5	106	66	29	9	-	-	-	84	19	64	29	92	9	55	46	73	27	66	30	47	51	50	45
TONKA BAY P-1	1109	87	799	466	257	51	-	-	-	605	163	522	232	651	115	389	376	521	196	430	219	269	415	418	303
EDEN PRAIRIE P-1	1566	85	1066	617	352	80	-	-	-	805	230	720	290	842	166	491	503	699	260	598	306	351	580	542	463
EDEN PRAIRIE P-5	2057	112	1446	827	511	84	-	-	-	1138	256	956	424	1140	242	666	697	950	359	798	400	494	775	698	614
<b>County Totals:</b>	<b>12409</b>	<b>736</b>	<b>8662</b>	<b>4941</b>	<b>2992</b>	<b>558</b>	-	-	-	<b>6629</b>	<b>1724</b>	<b>5509</b>	<b>2672</b>	<b>6850</b>	<b>1434</b>	<b>4023</b>	<b>4135</b>	<b>5560</b>	<b>2261</b>	<b>4771</b>	<b>2493</b>	<b>2996</b>	<b>4531</b>	<b>4187</b>	<b>3729</b>
District 43A Total	23075	1807	16219	9519	5308	1044	4098	3070	214	6629	1724	11042	4476	12841	2634	7722	7571	10389	4233	9139	4579	5933	8298	8106	6891
% Of Voters			100	58.69	32.73	6.44	25.27	18.93	1.32	40.87	10.63	68.08	27.60	79.17	16.24	47.61	46.68	64.05	26.10	56.35	28.23	36.58	51.16	49.68	42.49

	VOTER REGISTRATION			U.S. SENATOR		U.S. REP. DISTRICT 2		U.S. REP. DISTRICT 3		STATE REP.		GOVERNOR & LT. GOV.		SECRETARY OF STATE		STATE AUDITOR		STATE TREASURER		ATTORNEY GENERAL		CONST. AMEND. 1			
District 43B	Persons registered as of 7:00 a.m. election day	Persons registered on election day	Total number of persons voting	IR ROD GRAMIS	DFL ANN WYNYA	IP DEAN M. BARKLEY	IR GARY B. REVIER	DFL DAVID MINGE	IND STAN BENTZ	IR JIM RAMSTAD	DFL BOB OLSON	IR BARBARA SYKORA	DFL STEVE MORSE	IR ARNE H. CARLSON AND JOANNE E. BENSON	DFL JOHN MARTY AND NANCY LARSON	IR DICK KIMBLER	DFL JOAN ANDERSON GROWE	IR JUDI DUTCHER	DFL DONALD M. MOE	IR JAMES C. (JIM) OLSON	DFL MICHAEL A. McGRATH	IR SHARON ANDERSON	DFL HUBERT H. HUMPHREY III	YES	NO
Hennepin																									
DEEHPAVEN P-1	1305	50	984	566	336	67	-	-	-	801	156	778	181	844	119	489	448	674	220	585	237	367	484	428	468
DEEHPAVEN P-2	1496	50	1067	606	375	72	-	-	-	842	203	820	216	869	158	505	511	715	272	627	296	406	536	478	493
EXCELSIOR P-1	1355	160	953	449	409	71	-	-	-	614	298	573	345	641	251	359	529	498	345	433	357	284	556	454	408
GREENWOOD P-1	525	42	424	268	122	22	-	-	-	343	72	327	83	364	47	219	187	302	93	261	101	159	203	220	184
MINNETONKA W-1 P-A	1654	83	1242	615	533	69	-	-	-	928	283	840	357	898	281	481	686	716	409	594	440	353	719	596	552
MINNETONKA W-3 P-C	1392	50	1035	562	388	62	-	-	-	783	221	719	257	771	211	450	532	592	333	505	326	326	556	483	475
MINNETONKA W-3 P-D	2134	99	1586	883	572	102	-	-	-	1247	281	1178	340	1251	268	731	768	1026	424	890	460	558	827	700	740
MINNETONKA W-4 P-A	1287	108	821	414	343	48	-	-	-	594	209	543	239	618	178	344	439	494	262	425	267	256	476	415	370
MINNETONKA W-4 P-B	1930	76	1302	677	512	90	-	-	-	977	286	923	325	970	279	552	664	760	400	662	426	422	715	647	528
MINNETONKA W-4 P-C	1760	82	1214	621	468	92	-	-	-	886	282	832	312	903	241	485	661	721	368	613	395	389	691	572	520
MINNETONKA W-4 P-D	1637	64	1205	631	479	76	-	-	-	916	259	856	307	913	247	497	655	738	358	612	397	361	691	583	542
SHOREWOOD P-1	1083	75	726	353	281	74	-	-	-	488	205	458	234	529	153	289	378	413	214	352	233	226	404	346	309
SHOREWOOD P-2	2075	127	1529	912	504	93	-	-	-	1225	265	1160	324	1265	223	757	712	1024	375	906	398	583	760	719	694
WOODLAND P-1	363	10	274	182	79	6	-	-	-	235	33	222	39	242	26	148	120	206	50	175	53	117	123	100	148
MINNETONKA W-3 P-E	1579	55	1129	559	462	76	-	-	-	812	280	770	312	815	257	498	579	668	347	591	366	387	600	504	522
MINNETONKA W-4 P-E	1346	43	1004	523	399	57	-	-	-	770	207	683	275	752	209	429	529	573	335	511	324	303	567	432	477
<b>County Totals:</b>	<b>22921</b>	<b>1174</b>	<b>16495</b>	<b>8821</b>	<b>6262</b>	<b>1077</b>	-	-	-	<b>12461</b>	<b>3540</b>	<b>11682</b>	<b>4146</b>	<b>12645</b>	<b>3148</b>	<b>7233</b>	<b>8398</b>	<b>10122</b>	<b>4805</b>	<b>8742</b>	<b>5076</b>	<b>5497</b>	<b>8908</b>	<b>7677</b>	<b>7430</b>
District 43B Total	22921	1174	16495	8821	6262	1077	-	-	-	12461	3540	11682	4146	12645	3148	7233	8398	10122	4805	8742	5076	5497	8908	7677	7430
% Of Voters			100	53.48	37.96	6.53	-	-	-	75.54	21.46	70.82	25.13	76.66	19.08	43.85	50.91	61.36	29.13	53.00	30.77	33.33	54.00	46.54	45.04
District 43 Total	45996	2981	32714	18340	11570	2121	4098	3070	214	19090	5264	-	-	25486	5782	14955	15969	20511	9038	17881	9655	11430	17206	15783	14321
% Of Voters			100	56.06	35.37	6.48	12.53	9.38	0.65	58.35	16.09	-	-	77.91	17.67	45.71	48.81	62.70	27.63	54.66	29.51	34.94	52.60	48.25	43.78

	VOTER REGISTRATION			U.S. SENATOR			U.S. REP. DISTRICT 3		U.S. REP. DISTRICT 5		STATE REP.		GOVERNOR & LT. GOV.		SECRETARY OF STATE		STATE AUDITOR		STATE TREASURER		ATTORNEY GENERAL		CONST. AMEND. 1	
	Persons registered as of 7:00 a.m. election day	Persons registered on election day	Total number of persons voting	IR	DFL	IP	IR	DFL	IR	DFL	IR	DFL	IR	DFL	IR	DFL	IR	DFL	IR	DFL	IR	DFL	YES	NO
District 44A																								
County Hennepin																								
HOPKINS P-1	1340	135	761	347	342	49	469	250	.	.	.	.	.	.	.	.	.	.	.	.	.	.	.	.
HOPKINS P-2	1059	66	678	332	285	51	475	181	.	.	.	.	.	.	.	.	.	.	.	.	.	.	.	.
HOPKINS P-3	1381	90	780	365	351	39	463	291	.	.	.	.	.	.	.	.	.	.	.	.	.	.	.	.
HOPKINS P-4	1039	53	687	304	321	43	415	257	.	.	.	.	.	.	.	.	.	.	.	.	.	.	.	.
HOPKINS P-5	726	64	427	158	237	24	275	130	.	.	.	.	.	.	.	.	.	.	.	.	.	.	.	.
HOPKINS P-6	826	53	576	238	279	45	352	198	.	.	.	.	.	.	.	.	.	.	.	.	.	.	.	.
HOPKINS P-7	657	48	433	172	217	30	240	173	.	.	.	.	.	.	.	.	.	.	.	.	.	.	.	.
HOPKINS P-8A	979	119	481	229	197	36	313	140	.	.	.	.	.	.	.	.	.	.	.	.	.	.	.	.
HOPKINS P-8B	1043	108	514	210	252	34	326	161	.	.	.	.	.	.	.	.	.	.	.	.	.	.	.	.
HOPKINS P-9	841	110	443	189	215	26	285	157	.	.	.	.	.	.	.	.	.	.	.	.	.	.	.	.
MINNETONKA W-1 P-B	1942	151	1354	731	517	86	998	305	.	.	.	.	.	.	.	.	.	.	.	.	.	.	.	.
MINNETONKA W-1 P-C	1670	157	1028	500	462	56	738	260	.	.	.	.	.	.	.	.	.	.	.	.	.	.	.	.
ST. LOUIS PARK W-3 P-1	1780	105	1225	429	696	76	.	.	445	706	461	703	797	374	321	826	465	630	424	632	247	865	628	470
ST. LOUIS PARK W-3 P-5	1415	95	896	310	491	76	.	.	345	495	353	488	562	288	249	595	393	413	301	460	202	591	421	399
ST. LOUIS PARK W-4 P-1	1715	149	1092	472	527	69	.	.	483	549	505	536	768	265	371	662	554	428	466	453	291	683	551	448
ST. LOUIS PARK W-4 P-2	948	54	692	262	395	32	.	.	252	402	252	418	435	228	181	465	266	346	236	366	154	477	383	272
ST. LOUIS PARK W-4 P-3	1424	90	1171	376	713	63	.	.	426	676	408	700	770	371	298	816	481	587	386	636	237	829	552	488
County Totals:	20785	1647	13238	5624	6497	835	5329	2503	1951	2828	5794	6863	8884	3694	4387	7994	6285	5567	5473	5802	3397	8410	6651	5457
District 44A Total	20785	1647	13238	5624	6497	835	5329	2503	1951	2828	5794	6863	8884	3694	4387	7994	6285	5567	5473	5802	3397	8410	6651	5457
% Of Voters			100	42.48	49.08	6.31	40.26	18.91	14.74	21.36	43.77	51.84	67.11	27.90	33.14	60.39	47.48	42.05	41.34	43.83	25.66	63.53	50.24	41.22

	VOTER REGISTRATION			U.S. SENATOR			U.S. REP. DISTRICT 3		U.S. REP. DISTRICT 5		STATE REP.		GOVERNOR & LT. GOV.		SECRETARY OF STATE		STATE AUDITOR		STATE TREASURER		ATTORNEY GENERAL		CONST. AMEND. 1	
	Persons registered as of 7:00 a.m. election day	Persons registered on election day	Total number of persons voting	IR	DFL	IP	IR	DFL	IR	DFL	IR	DFL	IR	DFL	IR	DFL	IR	DFL	IR	DFL	IR	DFL	YES	NO
District 44B																								
County Hennepin																								
ST. LOUIS PARK W-1 P-1	1747	84	1334	383	871	56	.	.	.	.	825	435	855	412	311	944	491	708	395	740	247	978	535	660
ST. LOUIS PARK W-1 P-2	1337	77	942	359	490	70	.	.	.	.	504	396	561	332	284	589	390	456	339	470	200	640	462	382
ST. LOUIS PARK W-1 P-3	1427	104	948	362	502	57	.	.	402	486	558	342	587	297	276	609	409	428	347	449	208	630	474	419
ST. LOUIS PARK W-1 P-4	1027	58	740	285	401	47	.	.	298	398	440	258	499	211	227	471	342	328	266	364	162	500	405	295
ST. LOUIS PARK W-1 P-5	1447	155	981	326	574	60	.	.	403	536	517	410	638	299	266	649	417	459	319	496	210	679	482	447
ST. LOUIS PARK W-2 P-1	2275	172	1507	571	830	79	.	.	634	782	862	544	937	447	487	922	719	624	561	698	350	975	620	739
ST. LOUIS PARK W-2 P-2	1648	76	1201	488	604	90	.	.	552	574	754	377	804	340	381	732	579	464	468	495	286	760	492	625



492  
(45A)

ST. LOUIS PARK W-2 P-3	866	50	643	230	346	49	-	-	270	340	377	238	401	208	193	405	297	273	234	300	132	438	317	270
ST. LOUIS PARK W-2 P-4	1182	90	691	273	347	48	-	-	296	360	416	245	436	220	218	414	323	275	254	321	143	448	351	299
ST. LOUIS PARK W-2 P-5	1656	181	1114	338	697	47	-	-	361	675	578	443	667	376	275	737	399	551	315	562	200	782	473	497
ST. LOUIS PARK W-3 P-2	1951	134	1272	489	657	93	-	-	514	681	772	444	795	420	380	811	572	574	461	640	276	860	633	518
ST. LOUIS PARK W-3 P-3	1218	64	790	289	423	63	-	-	317	432	471	280	481	272	232	512	315	391	288	373	167	545	383	334
ST. LOUIS PARK W-3 P-4	951	47	597	252	303	26	-	-	254	301	337	222	338	207	186	375	259	267	225	285	143	380	283	253
ST. LOUIS PARK W-4 P-4	960	52	727	224	435	53	-	-	277	403	432	257	484	218	178	507	304	353	251	383	153	519	366	306
ST. LOUIS PARK W-4 P-5	1645	132	1014	406	526	59	-	-	419	526	554	381	607	331	314	609	454	421	373	452	251	634	522	385

<b>County Totals:</b>	<b>21337</b>	<b>1476</b>	<b>14501</b>	<b>5275</b>	<b>8006</b>	<b>897</b>	-	-	<b>5808</b>	<b>7819</b>	<b>8397</b>	<b>5272</b>	<b>9140</b>	<b>4590</b>	<b>4208</b>	<b>9286</b>	<b>6270</b>	<b>6572</b>	<b>5096</b>	<b>7028</b>	<b>3128</b>	<b>9768</b>	<b>6798</b>	<b>6429</b>
District 44B Total	21337	1476	14501	5275	8006	897	-	-	5808	7819	8397	5272	9140	4590	4208	9286	6270	6572	5096	7028	3128	9768	6798	6429
% Of Voters			100	36.38	55.21	6.19	-	-	40.05	53.92	57.91	36.36	63.03	31.65	29.02	64.04	43.24	45.32	35.14	48.47	21.57	67.36	46.88	44.33
District 44 Total	42122	3123	27739	10899	14503	1732	5329	2503	7759	10647	-	-	18024	8284	8595	17280	12555	12139	10569	12830	6525	18178	13449	11886
% Of Voters			100	39.29	52.28	6.24	19.21	9.02	27.97	38.94	-	-	64.97	29.86	30.99	62.29	45.26	43.76	38.10	46.25	23.52	65.53	48.48	42.85

	VOTER REGISTRATION			U.S. SENATOR			U.S. REP. DISTRICT 3		U.S. REP. DISTRICT 5		STATE REP.		GOVERNOR & LT. GOV.		SECRETARY OF STATE		STATE AUDITOR		STATE TREASURER		ATTORNEY GENERAL		CONST. AMEND. 1	
	Persons registered as of 7:00 a.m. election day	Persons registered on election day	Total number of persons voting	IR ROD GRAMS	DFL ANN WYNIA	IP DEAN M. BARKLEY	IR JIM RAMSTAD	DFL BOB OLSON	IR DOROTHY LEGRAND	DFL MARTIN OLAV SABO	IR RON ABRAMS	DFL ADAM MINTER	IR ARNE H. CARLSON AND JOANNE E. BENSON	DFL JOHN MARTY AND NANCY LARSON	IR DICK KIMBLER	DFL JOAN ANDERSON GROWE	IR JUDI DUTCHER	DFL DONALD M. MOE	IR JAMES C. (JIM) OLSON	DFL MICHAEL A. McGRATH	IR SHAFON ANDERSON	DFL HUBERT H. HUMPHREY III	YES	NO
District 45A																								
County Hennepin																								
MINNETONKA W-1 P-D	1198	57	865	416	356	73	593	242	-	-	540	284	613	212	322	489	462	329	411	324	251	529	398	398
MINNETONKA W-2 P-A	1781	92	1306	693	509	75	1013	259	-	-	895	350	1001	246	524	715	767	399	658	439	385	741	576	640
MINNETONKA W-2 P-B	1752	97	1164	572	506	64	807	312	-	-	735	381	815	300	440	662	636	422	553	442	331	716	545	500
MINNETONKA W-2 P-C	1495	134	983	495	412	55	669	283	-	-	733	345	683	260	404	510	524	361	474	350	330	543	459	436
MINNETONKA W-2 P-D	1699	68	1339	594	667	63	991	306	-	-	955	327	1054	240	466	823	731	493	599	531	329	872	584	646
MINNETONKA W-3 P-A	2289	141	1587	898	547	103	1315	227	-	-	1239	276	1334	199	735	770	1056	386	948	402	582	823	729	746
MINNETONKA W-3 P-B	1641	73	1151	685	356	90	934	183	-	-	842	258	926	180	570	524	748	308	704	303	453	581	507	527
PLYMOUTH W-2 P-3	1430	92	1038	640	326	58	853	152	-	-	787	203	854	148	500	491	685	265	629	262	400	510	448	522
PLYMOUTH W-2 P-4	1763	104	1324	697	508	98	1038	249	-	-	868	390	1000	283	579	691	799	420	697	449	442	722	613	626
PLYMOUTH W-2 P-7	1508	95	1087	523	469	75	783	270	-	-	663	363	756	273	429	583	580	387	500	405	334	636	514	485
WAYZATA P-1	2754	273	1959	1156	631	117	1583	319	-	-	1400	436	1554	322	945	923	1271	510	1142	540	729	988	878	898
MINNETONKA W-1 P-E	1992	81	1496	724	633	97	1107	340	-	-	993	424	1091	317	570	834	832	526	710	530	392	914	673	692
MINNETONKA W-2 P-E	2373	269	1591	644	825	93	998	523	-	-	926	567	1085	446	546	964	792	667	685	707	421	1018	773	672
<b>County Totals:</b>	<b>23675</b>	<b>1576</b>	<b>16890</b>	<b>8737</b>	<b>6745</b>	<b>1061</b>	<b>12684</b>	<b>3665</b>	-	-	<b>11416</b>	<b>4604</b>	<b>12766</b>	<b>3426</b>	<b>7030</b>	<b>8979</b>	<b>9883</b>	<b>5473</b>	<b>8710</b>	<b>5684</b>	<b>5379</b>	<b>9593</b>	<b>7697</b>	<b>7788</b>
District 45A Total	23675	1576	16890	8737	6745	1061	12684	3665	-	-	11416	4604	12766	3426	7030	8979	9883	5473	8710	5684	5379	9593	7697	7788
% Of Voters			100	51.73	39.93	6.28	75.10	21.70	-	-	67.59	27.26	75.58	20.28	41.62	53.16	58.51	32.40	51.57	33.65	31.85	56.80	45.57	46.11

District 45B  
County  
Hennepin

	VOTER REGISTRATION			U.S. SENATOR		U.S. REP. DISTRICT 3		U.S. REP. DISTRICT 5		STATE REP.	GOVERNOR & LT. GOV.	SECRETARY OF STATE	STATE AUDITOR	STATE TREASURER	ATTORNEY GENERAL	CONST. AMEND. 1								
	Persons registered as of 7:00 a.m. election day	Persons registered on election day	Total number of persons voting	IR ROD GRAMS	DFL ANN WYNIA	IP DEAN M. BARKLEY	IR JIM RAMSTAD	DFL BOB OLSON	IR DOROTHY LEGRAND	DFL MARTIN OLAV SABO	IR PEGGY LEPPIK	DFL JAN KLOCKMANN	IR ARNE H. CARLSON AND JOANNE E. BENSON	DFL JOHN MARTY AND NANCY LARSON	IR DICK KIMBLER	DFL JOAN ANDERSON GROWE	IR JUDI DUTCHER	DFL DONALD M. MOE	IR JAMES C. (JIM) OLSON	DFL MICHAEL A. McGRATH	IR SHARON ANDERSON	DFL HUBERT H. HUMPHREY III	YES	NO
GOLDEN VALLEY P-1	1569	79	1162	473	622	50	.	.	481	605	664	455	780	335	384	712	544	491	448	535	295	728	517	542
GOLDEN VALLEY P-2	2213	94	1676	717	817	99	.	.	.	832	1079	534	1183	428	559	1018	839	674	680	734	414	1058	762	782
GOLDEN VALLEY P-3	1944	91	1488	557	837	82	.	.	.	765	974	459	1049	384	464	959	699	658	567	679	346	993	631	721
GOLDEN VALLEY P-4	2011	83	1367	690	569	82	.	.	680	620	852	434	966	350	558	721	734	513	603	533	398	787	616	648
GOLDEN VALLEY P-5	1567	75	1197	490	650	51	.	.	500	633	747	398	830	620	375	760	548	545	474	546	281	777	527	556
GOLDEN VALLEY P-6	2064	80	1479	661	685	111	.	.	718	686	941	465	1024	394	539	864	736	594	643	617	390	925	654	693
GOLDEN VALLEY P-8	2263	99	1532	635	755	105	.	.	691	771	946	529	1043	421	508	929	740	616	626	668	387	990	692	733
MEDICINE LAKE P-1	288	8	230	108	100	18	167	59	.	.	160	59	172	48	73	139	128	698	109	74	81	131	118	94
PLYMOUTH W-3 P-11	2203	134	1539	793	599	125	1119	376	.	.	1008	453	1102	356	654	801	886	495	762	521	460	852	638	781
PLYMOUTH W-3 P-12	2011	153	1416	810	459	120	1092	272	.	.	1011	316	1095	246	665	657	879	377	802	406	515	725	688	641
PLYMOUTH W-3 P-14	1270	112	901	452	338	96	694	181	.	.	660	199	706	152	347	487	508	281	461	290	253	549	424	418
PLYMOUTH W-3 P-17	1174	124	728	333	328	54	475	223	.	.	443	238	485	199	273	400	356	275	326	286	221	427	377	301
PLYMOUTH W-3 P-18	1250	96	919	428	404	67	676	212	.	.	620	253	669	209	363	510	521	310	454	339	271	567	441	451
County Totals:	21827	1228	15634	7147	7163	1060	4223	1323	4479	4912	10105	4792	11104	3842	5762	8957	8118	6527	6955	6228	4312	9509	7085	7361
District 45B Total	21827	1228	15634	7147	7163	1060	4223	1323	4479	4912	10105	4792	11104	3842	5762	8957	8118	6527	6955	6228	4312	9509	7085	7361
% Of Voters			100	45.71	45.82	6.78	27.01	8.46	28.64	31.42	64.63	30.65	71.02	24.57	36.86	57.29	51.93	41.75	44.49	39.84	27.58	60.82	45.32	47.08
District 45 Total	45502	2804	32524	15884	13908	2121	16907	4988	4479	4912	-	-	23870	7268	12792	17936	18001	12000	15665	11912	9691	19102	14782	15149
% Of Voters			100	48.84	42.76	6.52	51.98	15.34	13.77	15.10	-	-	73.39	22.35	39.33	55.15	55.35	36.90	48.16	36.63	29.80	58.73	45.45	46.58

	VOTER REGISTRATION			U.S. SENATOR		U.S. REP. DISTRICT 3		U.S. REP. DISTRICT 5		STATE REP.	GOVERNOR & LT. GOV.	SECRETARY OF STATE	STATE AUDITOR	STATE TREASURER	ATTORNEY GENERAL	CONST. AMEND. 1								
	Persons registered as of 7:00 a.m. election day	Persons registered on election day	Total number of persons voting	IR ROD GRAMS	DFL ANN WYNIA	IP DEAN M. BARKLEY	IR JIM RAMSTAD	DFL BOB OLSON	IR DOROTHY LEGRAND	DFL MARTIN OLAV SABO	IR V UNDERDAHL	DFL ANN H. REST	IR ARNE H. CARLSON AND JOANNE E. BENSON	DFL JOHN MARTY AND NANCY LARSON	IR DICK KIMBLER	DFL JOAN ANDERSON GROWE	IR JUDI DUTCHER	DFL DONALD M. MOE	IR JAMES C. (JIM) OLSON	DFL MICHAEL A. McGRATH	IR SHARON ANDERSON	DFL HUBERT H. HUMPHREY III	YES	NO
CRYSTAL W-2 P-3	620	31	406	154	209	40	.	.	152	228	155	247	246	129	114	269	160	205	120	223	77	280	207	166
CRYSTAL W-3 P-1	1295	59	765	311	386	46	.	.	307	422	289	449	428	292	251	469	333	353	279	383	188	504	375	307
CRYSTAL W-3 P-2	1807	67	1165	490	567	79	.	.	484	635	473	669	703	400	410	693	510	540	426	582	252	803	614	490
CRYSTAL W-4 P-2	1817	89	1138	495	554	67	.	.	446	636	445	662	668	404	376	691	480	533	422	560	255	774	593	423
GOLDEN VALLEY P-7	1317	54	950	468	425	42	.	.	471	444	476	442	707	216	360	553	511	359	416	367	227	606	402	467
NEW HOPE P-1	1638	128	1092	478	531	69	.	.	482	553	461	612	726	310	379	655	523	457	434	498	254	724	511	489
NEW HOPE P-2	1388	103	935	409	442	62	.	.	397	477	392	522	621	271	324	571	456	403	359	441	210	629	441	403
NEW HOPE P-3N	1081	64	774	346	356	59	.	.	361	372	361	396	526	204	286	458	410	299	325	344	187	493	413	326
NEW HOPE P-3S	1307	76	866	380	408	64	.	.	404	417	376	469	580	248	322	505	443	343	357	359	210	560	377	407

494  
(488)

NEW HOPE P-4	2025	85	1393	657	623	92	-	-	621	682	619	746	916	410	520	796	682	586	591	602	285	951	627	619
NEW HOPE P-5	1178	91	793	351	370	48	-	-	351	405	346	420	494	240	272	453	375	331	303	352	212	491	377	331
NEW HOPE P-6	720	50	502	222	236	36	-	-	215	263	236	250	307	169	175	298	218	233	174	250	106	329	248	218
NEW HOPE P-6E	540	81	294	153	118	6	-	-	114	138	138	121	180	89	111	144	116	127	118	117	83	167	134	104
NEW HOPE P-7	1219	54	811	417	326	54	-	-	393	379	423	372	545	223	337	433	449	290	353	334	199	509	379	363
NEW HOPE P-8	1418	96	850	393	378	55	-	-	328	449	360	433	505	290	284	516	393	365	295	415	191	562	390	350
<b>County Totals:</b>	<b>19370</b>	<b>1128</b>	<b>12734</b>	<b>5724</b>	<b>5929</b>	<b>819</b>	-	-	<b>5526</b>	<b>6500</b>	<b>5550</b>	<b>6806</b>	<b>8152</b>	<b>3895</b>	<b>4521</b>	<b>7504</b>	<b>6059</b>	<b>5424</b>	<b>4972</b>	<b>5847</b>	<b>2936</b>	<b>8382</b>	<b>6088</b>	<b>5463</b>
District 46A Total	19370	1128	12734	5724	5929	819	-	-	5526	6500	5550	6806	8152	3895	4521	7504	6059	5424	4972	5847	2936	8382	6088	5463
% Of Voters			100	44.95	46.56	6.43	-	-	43.40	51.04	43.58	53.45	64.02	30.59	35.50	58.93	47.58	42.59	39.05	45.92	23.06	65.82	47.81	42.90

	VOTER REGISTRATION			U.S. SENATOR			U.S. REP. DISTRICT 3		U.S. REP. DISTRICT 5		STATE REP.		GOVERNOR & LT. GOV.		SECRETARY OF STATE		STATE AUDITOR		STATE TREASURER		ATTORNEY GENERAL		CONST. AMEND. 1	
	Persons registered as of 7:00 a.m. election day	Persons registered on election day	Total number of persons voting	IR ROD GRAMS	DFL ANN WYNIA	IP DEAN M. BARKLEY	IR JIM RAMSTAD	DFL BOB OLSON	IP DOROTHY LEGRAND	DFL MARTIN OLAV SABO	IR DAVID MATHIAS	DFL LYNDON R. CARLSON	IP ARNIE H. CARLSON AND JOHANNE E. BENSON	IP JOHN MARTY AND NANCY LARSON	IP DICK KIMBLER	DFL JON ANDERSON GROVE	IP JUDI DUTCHER	DFL DONALD M. MOE	IP JAMES C. (JIM) OLSON	DFL MICHAEL A. McGRATH	IP SHARON ANDERSON	DFL HUBERT H. HUMPHREY III	YES	NO
District 46B	1670	105	1120	506	503	82	634	434	-	-	473	585	654	385	406	630	520	477	436	496	288	701	555	449
County Hennepin	1847	76	1161	511	555	76	-	-	486	617	492	623	719	379	398	891	528	513	443	546	263	771	532	515
BROOKLYN CENTER P-8	1605	85	961	435	455	58	-	-	430	482	412	515	599	315	340	567	452	430	378	439	239	630	456	431
CRYSTAL W-1 P-1	1567	86	1030	451	491	69	-	-	426	550	411	572	627	335	341	607	458	466	343	521	241	662	510	459
CRYSTAL W-1 P-2	1651	101	1161	536	525	83	-	-	554	558	522	594	742	374	419	684	557	495	470	521	295	755	528	554
CRYSTAL W-2 P-1	578	27	385	158	196	21	-	-	142	217	124	249	230	134	116	246	153	187	129	201	76	270	202	146
CRYSTAL W-2 P-2	1944	79	1160	515	549	73	-	-	464	644	471	646	730	377	405	685	522	539	429	582	291	775	600	470
CRYSTAL W-3 P-3	1102	59	697	245	384	52	-	-	253	414	247	418	381	272	200	456	293	338	219	365	145	485	342	284
CRYSTAL W-4 P-1	1110	92	797	358	370	49	-	-	325	420	327	422	493	257	288	451	348	349	323	363	214	506	372	332
ROBBINSDALE W-1 P-1	1259	72	957	412	471	61	-	-	414	529	412	506	593	312	322	584	448	422	355	462	216	633	426	420
ROBBINSDALE W-1 P-2	1249	50	952	440	432	54	-	-	436	475	457	457	603	288	347	552	491	357	376	400	228	599	412	425
ROBBINSDALE W-2 P-1	1204	64	761	281	413	49	-	-	296	440	293	447	431	283	245	467	311	381	240	393	170	499	360	326
ROBBINSDALE W-2 P-2	966	77	659	246	354	33	-	-	227	398	234	378	350	265	191	415	244	332	207	340	129	455	297	263
ROBBINSDALE W-3 P-1	1073	54	710	291	330	57	-	-	295	366	285	392	407	245	229	410	289	325	230	334	175	436	342	287
ROBBINSDALE W-3 P-2	1023	48	711	279	366	50	-	-	283	387	294	388	391	264	211	433	297	325	224	361	140	478	325	342
<b>County Totals:</b>	<b>19848</b>	<b>1075</b>	<b>13222</b>	<b>5664</b>	<b>6394</b>	<b>867</b>	<b>634</b>	<b>434</b>	<b>5031</b>	<b>6470</b>	<b>5454</b>	<b>7192</b>	<b>7950</b>	<b>4485</b>	<b>4458</b>	<b>7878</b>	<b>5911</b>	<b>5936</b>	<b>4802</b>	<b>6324</b>	<b>3110</b>	<b>8655</b>	<b>6253</b>	<b>5703</b>
District 46B Total	19848	1075	13222	5664	6394	867	634	434	5031	6470	5454	7192	7950	4485	4458	7878	5911	5936	4802	6324	3110	8655	6253	5703
% Of Voters			100	42.84	48.36	6.56	4.80	3.28	38.05	48.93	41.25	54.39	60.13	33.92	33.72	59.58	44.71	44.89	36.32	47.83	23.52	65.46	47.29	43.13
District 46 Total	39218	2203	25956	11388	12323	1686	634	434	10557	12970	-	-	16102	8380	8979	15382	11970	11360	9774	12171	6046	17037	12341	11166
% Of Voters			100	43.87	47.48	6.50	2.44	1.67	40.67	49.97	-	-	62.04	32.29	34.59	59.26	46.12	43.77	37.66	46.89	23.29	65.64	47.55	43.02

District 47A  
County  
Hennepin

	VOTER REGISTRATION			U.S. SENATOR			U.S. REP. DISTRICT 3		STATE REP.		GOVERNOR & LT. GOV.		SECRETARY OF STATE		STATE AUDITOR		STATE TREASURER		ATTORNEY GENERAL		CONST. AMEND. 1	
	Persons registered as of 7:00 a.m. election day	Persons registered on election day	Total number of persons voting	IR ROD GRAMS	DFL ANN WYNYA	IP DEAN M. BARKLEY	IR JIM RAMSTAD	DFL BOB OLSON	IR MARC HEISENFELT	DFL DARLENE LUTHER	IR ARNE H. CARLSON AND JOANNE E. BENSON	DFL JOHN MARTY AND NANCY LARSON	IR DICK KIMBLER	DFL JOAN ANDERSON GROVE	IR JUDI DUTCHER	DFL DONALD M. MOE	IR JAMES C. (JIM) OLSON	DFL MICHAEL A. McGRATH	IR SHARON ANDERSON	DFL HUBERT H. HUMPHREY III	YES	NO
BROOKLYN PARK W-C P-1	1436	47	821	394	351	56	483	280	352	450	534	231	310	463	399	342	360	341	227	504	421	338
BROOKLYN PARK W-C P-2	1417	87	760	353	343	53	442	278	319	425	475	242	274	445	367	314	304	340	185	489	382	312
BROOKLYN PARK W-C P-3	1520	76	660	300	302	48	386	248	248	392	413	205	224	392	298	291	272	291	177	418	353	278
BROOKLYN PARK W-C P-5	1318	77	960	521	353	71	636	284	464	475	691	239	391	506	540	328	468	359	274	579	497	403
BROOKLYN PARK W-C P-6	1747	81	986	448	422	89	604	332	428	542	670	269	348	578	521	373	439	418	275	620	536	392
BROOKLYN PARK W-C P-7	1322	74	685	358	270	46	435	220	312	361	476	178	283	354	373	244	334	249	208	392	375	269
BROOKLYN PARK W-W P-1	1609	99	1085	491	482	88	636	387	477	576	679	351	384	633	523	446	457	468	283	690	559	460
BROOKLYN PARK W-W P-2	1697	93	989	466	395	95	592	327	476	467	637	276	367	540	492	386	442	388	288	581	544	375
BROOKLYN PARK W-W P-3	1080	60	647	307	282	48	387	230	280	355	410	206	226	387	313	263	263	281	163	411	349	275
BROOKLYN PARK W-W P-4	1830	133	716	294	322	62	406	279	282	414	437	233	254	421	395	321	292	332	178	465	418	260
BROOKLYN PARK W-W P-5	1367	61	643	300	277	50	374	250	287	343	381	220	240	365	312	268	274	284	177	402	339	276
BROOKLYN PARK W-W P-7	1467	73	940	385	459	80	514	372	371	546	558	325	297	586	413	448	358	465	200	651	487	368
<b>County Totals:</b>	<b>17810</b>	<b>961</b>	<b>9892</b>	<b>4617</b>	<b>4258</b>	<b>806</b>	<b>5895</b>	<b>3487</b>	<b>4296</b>	<b>5346</b>	<b>6361</b>	<b>2975</b>	<b>3598</b>	<b>5670</b>	<b>4886</b>	<b>4024</b>	<b>4263</b>	<b>4216</b>	<b>2635</b>	<b>6202</b>	<b>5260</b>	<b>4006</b>
<b>District 47A Total</b>	<b>17810</b>	<b>961</b>	<b>9892</b>	<b>4617</b>	<b>4258</b>	<b>806</b>	<b>5895</b>	<b>3487</b>	<b>4296</b>	<b>5346</b>	<b>6361</b>	<b>2975</b>	<b>3598</b>	<b>5670</b>	<b>4886</b>	<b>4024</b>	<b>4263</b>	<b>4216</b>	<b>2635</b>	<b>6202</b>	<b>5260</b>	<b>4006</b>
<b>% Of Voters</b>			<b>100</b>	<b>46.67</b>	<b>43.04</b>	<b>8.15</b>	<b>59.59</b>	<b>35.25</b>	<b>43.43</b>	<b>54.04</b>	<b>64.30</b>	<b>30.07</b>	<b>36.37</b>	<b>57.32</b>	<b>49.39</b>	<b>40.68</b>	<b>43.10</b>	<b>42.62</b>	<b>26.64</b>	<b>62.70</b>	<b>53.17</b>	<b>40.50</b>

District 47B  
County  
Hennepin

	VOTER REGISTRATION			U.S. SENATOR			U.S. REP. DISTRICT 3		STATE REP.		GOVERNOR & LT. GOV.		SECRETARY OF STATE		STATE AUDITOR		STATE TREASURER		ATTORNEY GENERAL		CONST. AMEND. 1	
	Persons registered as of 7:00 a.m. election day	Persons registered on election day	Total number of persons voting	IR ROD GRAMS	DFL ANN WYNYA	IP DEAN M. BARKLEY	IR JIM RAMSTAD	DFL BOB OLSON	IR DON KRAMER	DFL PHIL CARRUTHERS	IR ARNE H. CARLSON AND JOANNE E. BENSON	DFL JOHN MARTY AND NANCY LARSON	IR DICK KIMBLER	DFL JOAN ANDERSON GROVE	IR JUDI DUTCHER	DFL DONALD M. MOE	IR JAMES C. (JIM) OLSON	DFL MICHAEL A. McGRATH	IR SHARON ANDERSON	DFL HUBERT H. HUMPHREY III	YES	NO
BROOKLYN CENTER P-1	2397	99	1452	571	743	102	697	671	588	838	741	627	458	902	579	719	462	757	310	975	719	595
BROOKLYN CENTER P-2	2178	103	1272	516	668	71	650	560	511	735	696	523	406	803	527	644	439	674	263	894	659	536
BROOKLYN CENTER P-3	2629	117	1606	745	727	94	897	630	761	823	972	551	569	920	756	688	626	742	405	1026	743	746
BROOKLYN CENTER P-4	2452	117	1597	723	730	111	926	598	754	808	975	554	568	947	751	723	646	742	381	1067	763	668
BROOKLYN CENTER P-5	1463	58	998	458	475	50	559	392	480	499	620	336	373	580	459	459	388	473	238	649	515	399
BROOKLYN CENTER P-6	2333	120	1533	696	720	89	854	611	702	808	950	510	543	913	718	700	589	741	343	1023	761	624
BROOKLYN CENTER P-7	1675	77	1173	549	526	78	677	443	565	581	711	407	443	671	562	510	477	525	295	744	580	483
BROOKLYN PARK W-E P-1	947	67	606	266	272	62	358	214	276	314	395	181	200	378	292	253	245	274	164	390	334	251
BROOKLYN PARK W-E P-2	1101	48	762	359	303	82	465	243	379	368	503	215	278	438	395	289	338	322	222	459	386	330
BROOKLYN PARK W-C P-8A	817	35	561	248	265	41	347	191	293	256	399	140	185	346	290	226	236	245	145	363	321	214
BROOKLYN PARK W-C P-8B	993	52	674	315	288	60	418	228	361	303	461	186	234	407	346	272	301	283	186	426	358	292
<b>County Totals:</b>	<b>18985</b>	<b>893</b>	<b>12234</b>	<b>5446</b>	<b>5717</b>	<b>840</b>	<b>6848</b>	<b>4781</b>	<b>5670</b>	<b>6333</b>	<b>7423</b>	<b>4230</b>	<b>4257</b>	<b>7305</b>	<b>5675</b>	<b>5483</b>	<b>4747</b>	<b>5778</b>	<b>2952</b>	<b>8016</b>	<b>6139</b>	<b>5138</b>

District 47B Total	18985	893	12234	5446	5717	840	6848	4781	5670	6333	7423	4230	4257	7305	5675	5483	4747	5778	2952	8016	6139	5138
% Of Voters		100		44.52	46.73	6.87	55.98	39.08	46.35	51.77	60.68	34.58	34.80	59.71	46.39	44.82	38.80	47.23	24.13	65.52	50.18	42.00
District 47 Total	36795	1854	22126	10063	9975	1646	12743	8268	-	-	13784	7205	7855	12975	10561	9507	9010	9994	5587	14218	11399	9144
% Of Voters		100		45.48	45.08	7.44	57.59	37.37	-	-	62.30	32.56	35.50	58.64	47.73	42.97	40.72	45.17	25.25	64.26	51.52	41.33

**District 48A  
County  
Hennepin**

	Persons registered as of 7:00 a.m. election day	Persons registered on election day	Total number of persons voting	IR ROD GRAMS	DFL ANN WYNIA	IP DEAN M. BARKLEY	IR JIM RAMSTAD DFL BOB OLSON	IR IDENNIS NEWINSKI	DFL BRUCE F. VENTO GRP DAN R. VACEK	IR TAD JUDE DFL WILLIAM P. "BILL" LUTHER	IR BILL HAAS	DFL BRIAN BERGSON	IR ARNE H. CARLSON AND JOANNE E. BENSON	DFL JOHN MARTY AND NANCY LARSON	IR DICK KIMBLER DFL JOAN ANDERSON GROWE	IR JUDI DUTCHER DFL DONALD M. MOE	IR JAMES C. (JIM) OLSON DFL MICHAEL A. McGRATH	IR SHARON ANDERSON DFL HUBERT H. HUMPHREY III	YES	NO				
BROOKLYN PARK W-C P-4	1253	132	977	462	426	76	650	302	-	-	519	418	722	231	361	566	546	362	467	392	265	635	526	413
BROOKLYN PARK W-E P-3	1528	142	1312	758	453	85	962	301	-	-	815	433	1035	243	567	688	821	378	720	430	437	768	689	573
BROOKLYN PARK W-E P-4	1656	59	1070	477	491	84	591	421	-	-	466	549	680	318	340	646	534	423	440	488	280	682	561	462
BROOKLYN PARK W-E P-5	1595	108	1059	517	444	81	636	372	-	-	494	520	727	272	401	586	524	411	455	427	296	645	528	483
BROOKLYN PARK W-E P-6	1756	102	1199	588	452	137	755	384	-	-	573	552	864	270	460	664	657	406	555	444	346	732	633	498
BROOKLYN PARK W-E P-7	1074	42	772	364	305	94	483	248	-	-	360	386	525	213	276	445	425	253	358	284	226	451	354	383
BROOKLYN PARK W-W P-6	986	93	655	290	274	74	390	236	-	-	304	317	428	192	245	376	324	265	284	283	189	399	358	255
CHAMPLIN W-1 P-1	952	83	617	310	240	56	367	211	-	-	303	291	395	182	225	346	309	240	272	239	185	362	332	246
CHAMPLIN W-2 P-2	2179	115	1359	680	516	138	848	433	-	-	706	606	941	347	510	761	730	478	624	528	363	857	685	582
OSSEO P-1	1441	102	916	467	365	62	575	301	-	-	386	495	595	281	380	477	460	341	420	372	286	534	424	385
BROOKLYN PARK W-E P-8	1700	84	1093	480	485	100	656	389	-	-	464	581	734	290	368	653	556	428	444	491	260	720	604	415
CHAMPLIN W-3 P-1	2670	137	1739	849	648	198	1111	525	-	-	900	770	1253	389	632	971	909	616	779	663	521	1046	918	713
CHAMPLIN W-4 P-1	2424	78	1565	806	579	149	989	474	-	-	783	733	1094	394	580	883	825	566	742	597	459	942	823	660
<b>County Totals:</b>	<b>21214</b>	<b>1277</b>	<b>14333</b>	<b>7048</b>	<b>5678</b>	<b>1334</b>	<b>9013</b>	<b>4577</b>	-	-	<b>7073</b>	<b>6651</b>	<b>9993</b>	<b>3622</b>	<b>5345</b>	<b>8062</b>	<b>7620</b>	<b>5167</b>	<b>6560</b>	<b>5638</b>	<b>4113</b>	<b>8773</b>	<b>7435</b>	<b>6068</b>
District 48A Total	21214	1277	14333	7048	5678	1334	9013	4577	-	-	7073	6651	9993	3622	5345	8062	7620	5167	6560	5638	4113	8773	7435	6068
% Of Voters		100		49.17	39.61	9.31	62.88	31.93	-	-	49.35	46.40	69.72	25.27	37.29	56.25	53.16	36.05	45.77	39.34	28.70	61.21	51.87	42.34

**District 48B  
County  
Anoka**

	Persons registered as of 7:00 a.m. election day	Persons registered on election day	Total number of persons voting	IR ROD GRAMS	DFL ANN WYNIA	IP DEAN M. BARKLEY	IR JIM RAMSTAD DFL BOB OLSON	IR IDENNIS NEWINSKI	DFL BRUCE F. VENTO GRP DAN R. VACEK	IR TAD JUDE DFL WILLIAM P. "BILL" LUTHER	IR TIM WERNER DFL ALICE M. JOHNSON	IR ARNE H. CARLSON AND JOANNE E. BENSON	DFL JOHN MARTY AND NANCY LARSON	IR DICK KIMBLER DFL JOAN ANDERSON GROWE	IR JUDI DUTCHER DFL DONALD M. MOE	IR JAMES C. (JIM) OLSON DFL MICHAEL A. McGRATH	IR SHARON ANDERSON DFL HUBERT H. HUMPHREY III	YES	NO						
BLAINE D-1 P-3	1040	50	621	270	286	43	-	-	-	256	344	213	374	188	377	247	289	203	317	140	398	327	259		
BLAINE D-1 P-4	1211	60	807	335	360	60	-	-	-	303	455	288	480	441	289	214	399	167	540	419	316	461	319	316	
COON RAPIDS W-3 P-3	1817	166	1104	540	447	86	-	-	-	524	551	506	510	723	304	406	595	528	419	479	452	316	663	562	461
COON RAPIDS W-3 P-4	1318	163	1033	483	449	80	-	-	-	490	512	461	516	654	318	365	599	513	404	412	436	274	641	507	462
FRIDLEY W-1 P-1	1549	74	1046	474	501	47	-	-	-	474	549	420	599	664	317	357	619	513	437	425	461	250	680	478	510
FRIDLEY W-1 P-2	1709	62	1202	548	549	85	-	-	-	542	639	525	645	726	614	399	730	528	562	458	576	270	802	561	551

FRIDLEY W-2 P-1	1266	74	720	297	357	53	-	-	-	-	304	400	267	431	421	259	227	438	297	335	243	353	171	470	347	299	
FRIDLEY W-2 P-2	1171	85	720	310	348	52	-	-	-	-	322	384	314	379	452	223	270	401	328	321	281	322	190	426	366	300	
FRIDLEY W-2 P-3	1678	71	1174	534	542	73	-	-	-	-	524	620	488	643	748	363	389	705	560	492	458	520	269	762	570	497	
FRIDLEY W-3 P-1	1276	82	719	331	298	68	-	-	-	-	326	373	299	383	415	247	243	411	304	323	268	321	162	460	390	289	
FRIDLEY W-3 P-2	1637	77	1070	515	458	78	-	-	-	-	518	522	488	550	695	320	396	607	549	425	446	441	294	635	485	506	
SPRING LAKE PARK P-1	701	57	422	224	157	31	-	-	-	-	219	195	187	221	277	125	165	223	205	167	195	170	124	244	243	159	
SPRING LAKE PARK P-2	1399	120	977	442	427	70	-	-	-	-	430	522	330	620	577	332	282	622	400	470	337	489	232	653	532	402	
SPRING LAKE PARK P-3	1657	100	1089	481	511	83	-	-	-	-	461	603	344	722	649	392	321	686	487	500	407	533	267	737	586	454	
<b>County Totals:</b>	<b>19429</b>	<b>1241</b>	<b>12704</b>	<b>5784</b>	<b>5690</b>	<b>909</b>	-	-	-	-	-	<b>5693</b>	<b>6666</b>	<b>5110</b>	<b>7073</b>	<b>7812</b>	<b>4109</b>	<b>4222</b>	<b>7524</b>	<b>5734</b>	<b>5541</b>	<b>4856</b>	<b>5790</b>	<b>3126</b>	<b>8110</b>	<b>6374</b>	<b>5465</b>

<b>Ramsey</b>																												
SPRING LAKE PARK P-1	54	6	38	13	23	1	-	-	10	27	0	-	-	0	29	17	17	9	28	16	19	11	22	7	27	13	24	
<b>County Totals:</b>	<b>54</b>	<b>6</b>	<b>38</b>	<b>13</b>	<b>23</b>	<b>1</b>	-	-	-	-	-	-	-	<b>0</b>	<b>29</b>	<b>17</b>	<b>17</b>	<b>9</b>	<b>28</b>	<b>16</b>	<b>19</b>	<b>11</b>	<b>22</b>	<b>7</b>	<b>27</b>	<b>13</b>	<b>24</b>	
<b>District 48B Total</b>	<b>19483</b>	<b>1247</b>	<b>12742</b>	<b>5797</b>	<b>5713</b>	<b>910</b>	-	-	10	27	0	5693	6666	<b>5110</b>	<b>7102</b>	<b>7829</b>	<b>4126</b>	<b>4231</b>	<b>7552</b>	<b>5750</b>	<b>5560</b>	<b>4867</b>	<b>5812</b>	<b>3133</b>	<b>8137</b>	<b>6387</b>	<b>5489</b>	
<b>% Of Voters</b>	<b>45.50</b>	<b>44.84</b>	<b>7.14</b>	-	-	0.08	0.21	0.00	44.68	52.32	-	-	-	<b>40.10</b>	<b>55.74</b>	<b>61.44</b>	<b>32.38</b>	<b>33.21</b>	<b>59.27</b>	<b>45.13</b>	<b>43.64</b>	<b>38.20</b>	<b>45.61</b>	<b>24.59</b>	<b>63.86</b>	<b>50.13</b>	<b>43.08</b>	
<b>District 48 Total</b>	<b>40697</b>	<b>2524</b>	<b>27075</b>	<b>12845</b>	<b>11391</b>	<b>2244</b>	-	-	10	27	0	14706	11243	-	-	<b>17822</b>	<b>7748</b>	<b>9576</b>	<b>15614</b>	<b>13370</b>	<b>10727</b>	<b>11427</b>	<b>11450</b>	<b>7246</b>	<b>16910</b>	<b>13822</b>	<b>11557</b>	
<b>% Of Voters</b>	<b>47.44</b>	<b>42.07</b>	<b>8.29</b>	-	-	0.04	0.10	0.00	54.32	41.53	-	-	-	-	-	<b>65.82</b>	<b>28.62</b>	<b>35.37</b>	<b>57.67</b>	<b>49.38</b>	<b>39.62</b>	<b>42.20</b>	<b>42.29</b>	<b>26.76</b>	<b>62.46</b>	<b>51.05</b>	<b>42.69</b>	

	VOTER REGISTRATION	U.S. SENATOR	U.S. REP. DISTRICT 6	STATE REP.	GOVERNOR & LT. GOV.	SECRETARY OF STATE	STATE AUDITOR	STATE TREASURER	ATTORNEY GENERAL	CONST. AMEND. 1												
District 49A County Anoka	Persons registered as of 7:00 a.m. election day	Persons registered on election day	Total number of persons voting	IR ROD GRAMS	DFL ANN WYNIA	IP DEAN M. BARKLEY	IR TAD JUDE	DFL WILLIAM P. BILL LUTHER	IR CHARLIE WEAVER	DFL JIM MANGAN	IR ARNE H. CARLSON AND JOHANNE E. BENSON	DFL JOHN MARTY AND NANCY LARSON	IR DICK KIMBLER	DFL JOAN ANDERSON GROVE	IR JUDI DUTCHER	DFL DONALD M. MOE	IR JAMES C. (JIM) OLSON	DFL MICHAEL A. McGRATH	IR SHARON ANDERSON	DFL HUBERT H. HUMPHREY III	YES	NO
ANOKA P-1	995	56	602	316	282	54	317	327	449	204	409	230	239	367	322	270	266	283	183	415	303	326
ANOKA P-2	1016	142	738	423	264	45	405	315	541	182	489	192	327	359	413	247	371	244	251	386	333	366
ANOKA P-3	942	71	626	346	218	45	346	260	467	142	406	177	261	299	331	209	302	223	180	369	305	290
ANOKA P-4	1206	91	930	455	405	54	448	463	695	213	576	309	333	535	441	407	379	402	253	571	426	425
ANOKA P-5	1255	77	859	437	329	67	397	432	612	232	556	260	313	464	413	346	383	349	242	542	408	374
ANOKA P-6	1079	72	698	342	296	39	336	339	458	219	409	240	231	397	308	303	257	311	172	451	338	294
ANOKA P-7	1205	88	835	421	333	59	405	397	570	235	514	268	297	455	409	313	364	321	258	486	432	354
ANOKA P-8	1306	76	860	457	322	61	426	418	571	270	545	272	337	453	421	345	388	346	235	542	460	337
COON RAPIDS W-4 P-5	1210	109	759	398	286	58	384	356	518	207	513	201	281	419	413	261	357	296	233	450	389	331
COON RAPIDS W-1 P-3	2065	233	1419	738	545	104	749	631	934	436	952	380	564	754	767	469	648	540	406	846	727	634
COON RAPIDS W-1 P-4	1508	108	1339	767	447	94	726	572	929	368	951	313	563	673	758	408	659	455	446	753	697	579
COON RAPIDS W-2 P-1	1658	138	1074	529	436	91	528	518	656	377	688	312	408	599	553	406	482	438	305	665	562	449
COON RAPIDS W-2 P-2	2292	155	1614	832	603	153	823	748	1075	490	1152	372	677	858	897	574	797	612	500	949	802	757
COON RAPIDS W-4 P-2	1418	87	949	465	383	87	459	465	614	304	644	256	350	543	506	339	432	381	274	585	460	432
<b>County Totals:</b>	<b>19555</b>	<b>1503</b>	<b>13302</b>	<b>6926</b>	<b>5149</b>	<b>1011</b>	<b>6749</b>	<b>6241</b>	<b>9089</b>	<b>3879</b>	<b>8804</b>	<b>3782</b>	<b>5181</b>	<b>7175</b>	<b>6952</b>	<b>4897</b>	<b>6085</b>	<b>5201</b>	<b>3938</b>	<b>8010</b>	<b>6642</b>	<b>5948</b>
<b>District 49A Total</b>	<b>19555</b>	<b>1503</b>	<b>13302</b>	<b>6926</b>	<b>5149</b>	<b>1011</b>	<b>6749</b>	<b>6241</b>	<b>9089</b>	<b>3879</b>	<b>8804</b>	<b>3782</b>	<b>5181</b>	<b>7175</b>	<b>6952</b>	<b>4897</b>	<b>6085</b>	<b>5201</b>	<b>3938</b>	<b>8010</b>	<b>6642</b>	<b>5948</b>
<b>% Of Voters</b>	<b>45.20</b>	<b>38.71</b>	<b>7.60</b>	<b>50.74</b>	<b>46.92</b>				<b>68.33</b>	<b>29.16</b>	<b>66.19</b>	<b>28.43</b>	<b>38.95</b>	<b>53.94</b>	<b>52.26</b>	<b>36.81</b>	<b>45.75</b>	<b>39.10</b>	<b>29.60</b>	<b>60.22</b>	<b>49.93</b>	<b>44.72</b>

District 49B  
County  
Anoka

	VOTER REGISTRATION			U.S. SENATOR			U.S. REP. DISTRICT 6			STATE REP.		GOVERNOR & LT. GOV.		SECRETARY OF STATE		STATE AUDITOR		STATE TREASURER		ATTORNEY GENERAL		CONST. AMEND. 1	
	Persons registered as of 7:00 a.m. election day	Persons registered on election day	Total number of persons voting	IR ROD GRAMS	DFL ANN WYNIA	IP DEAN M. BARKLEY	IR TAD JUDE	DFL WILLIAM P. "BILL" LUTHER		IR DOUG HOFMAN	DFL JOEL JACOBS	IR ARNE H. CARLSON AND JOANNE E. BENSON	DFL JOHN MARTY AND NANCY LARSON	IR DICK KIMBLER	DFL JOAN ANDERSON GROWE	IR JUDI DUTCHER	DFL DONALD M. MOE	IR JAMES C. (JIM) OLSON	DFL MICHAEL A. McGRATH	IR SHARON ANDERSON	DFL HUBERT H. HUMPHREY III	YES	NO
COON RAPIDS W-1 P-1	1254	64	829	493	313	66	410	396		340	465	520	258	303	458	414	324	353	344	223	506	450	333
COON RAPIDS W-1 P-2	1918	93	1138	573	439	93	577	535		439	660	695	359	423	626	549	450	484	473	325	692	553	524
COON RAPIDS W-4 P-3	1345	29	883	451	317	84	446	403		379	467	556	260	317	487	446	337	389	367	239	563	449	385
COON RAPIDS W-4 P-4	1015	36	658	309	277	49	288	351		208	429	380	226	215	389	273	311	235	331	156	438	354	282
COON RAPIDS W-5 P-2	1189	65	726	306	332	65	315	393		268	426	429	240	232	423	313	321	280	318	176	471	389	300
COON RAPIDS W-5 P-3	1060	29	688	292	338	43	256	418		216	452	375	281	196	436	269	359	245	366	148	476	392	273
COON RAPIDS W-5 P-4	1167	50	775	354	340	60	345	407		285	460	457	254	254	442	330	351	281	369	193	504	468	332
COON RAPIDS W-2 P-4	1459	95	955	459	399	79	458	467		376	539	608	296	329	552	434	400	373	435	233	616	473	427
COON RAPIDS W-2 P-3	934	51	606	266	276	48	255	333		230	348	335	218	204	343	259	257	228	267	151	371	310	256
COON RAPIDS W-4 P-1	1346	77	916	446	378	67	456	435		359	528	583	279	349	497	467	350	403	388	271	560	427	430
COON RAPIDS W-3 P-2	1731	84	1201	596	507	75	593	579		478	685	764	349	427	678	591	474	508	506	316	753	603	565
COON RAPIDS W-3 P-1	1476	115	929	477	379	48	449	447		392	490	559	292	356	494	449	351	386	384	262	570	448	426
COON RAPIDS W-5 P-5	1187	136	743	355	313	56	351	375		292	423	468	225	257	428	368	309	324	311	200	458	395	313
COON RAPIDS W-5 P-1	1119	65	678	345	252	65	346	317		306	352	448	181	247	383	344	264	316	270	193	418	334	306
County Totals:	18200	989	11725	5662	4860	898	5545	5856		4568	6724	7177	3718	4109	6636	5506	4858	4805	5129	3086	7396	5985	5152
District 49B Total	18200	989	11725	5662	4860	898	5545	5856		4568	6724	7177	3718	4109	6636	5506	4858	4805	5129	3086	7396	5985	5152
% Of Voters			100	48.29	41.45	7.66	47.29	49.94		38.96	57.35	61.21	31.71	35.04	56.60	46.96	41.43	40.98	43.74	26.32	63.08	51.04	43.94
District 49 Total	37755	2492	25027	12588	10009	1909	12294	12097		-	-	15981	7500	9290	13811	12458	9755	10890	10330	7024	15406	12627	11100
% Of Voters			100	50.30	39.99	7.63	49.12	48.34		-	-	63.86	29.97	37.12	55.18	49.78	38.98	43.51	41.28	28.07	61.56	50.45	44.35

District 50A  
County  
Anoka

	VOTER REGISTRATION			U.S. SENATOR			U.S. REP. DISTRICT 6			STATE REP.		GOVERNOR & LT. GOV.		SECRETARY OF STATE		STATE AUDITOR		STATE TREASURER		ATTORNEY GENERAL		CONST. AMEND. 1	
	Persons registered as of 7:00 a.m. election day	Persons registered on election day	Total number of persons voting	IR ROD GRAMS	DFL ANN WYNIA	IP DEAN M. BARKLEY	IR TAD JUDE	DFL WILLIAM P. "BILL" LUTHER		IR TOM HACKBARTH	DFL KATHLEEN SEKHON	IR ARNE H. CARLSON AND JOANNE E. BENSON	DFL JOHN MARTY AND NANCY LARSON	IR DICK KIMBLER	DFL JOAN ANDERSON GROWE	IR JUDI DUTCHER	DFL DONALD M. MOE	IR JAMES C. (JIM) OLSON	DFL MICHAEL A. McGRATH	IR SHARON ANDERSON	DFL HUBERT H. HUMPHREY III	YES	NO
BETHEL P-1	218	15	129	64	49	7	49	75		55	68	58	56	32	78	55	52	35	65	33	72	78	46
BURNS TWP.	1713	124	1260	748	372	109	686	539		747	485	901	624	542	624	680	415	614	442	426	664	658	523
COLUMBUS TWP.	2358	95	1531	823	560	124	773	727		823	672	1009	426	595	817	758	596	680	616	426	893	737	646
EAST BETHEL P-1	1984	100	1236	638	455	113	590	606		603	596	755	390	452	672	570	502	500	538	343	749	677	490
EAST BETHEL P-2	2629	153	1555	773	605	127	732	795		728	795	966	488	532	891	707	684	628	672	401	954	822	640
HAM LAKE P-2	1364	84	910	487	313	92	475	418		513	365	574	255	338	492	448	340	395	359	271	525	504	374
HAM LAKE P-3	956	67	637	359	224	46	334	286		353	266	404	176	250	323	327	229	283	239	198	344	329	272

HAM LAKE P-4	1490	107	1032	593	344	67	588	402	604	392	687	258	444	496	547	355	496	367	333	564	560	443
LINWOOD TWP.	2332	100	1430	743	553	106	716	681	725	657	893	438	543	753	698	554	596	610	409	807	745	608
OAK GROVE	3425	178	2109	1134	769	163	1100	967	1170	911	1334	599	795	1145	1075	791	927	858	609	1234	1103	909
ST. FRANCIS P-1	1371	128	882	456	303	92	454	406	477	386	535	273	339	449	419	351	371	356	292	475	444	384
<b>County Totals:</b>	<b>19840</b>	<b>1151</b>	<b>12711</b>	<b>6818</b>	<b>4547</b>	<b>1046</b>	<b>6497</b>	<b>5902</b>	<b>6798</b>	<b>5593</b>	<b>8116</b>	<b>3646</b>	<b>4862</b>	<b>6740</b>	<b>6284</b>	<b>4849</b>	<b>5525</b>	<b>5122</b>	<b>3741</b>	<b>7281</b>	<b>6657</b>	<b>5335</b>
District 50A Total	19840	1151	12711	6818	4547	1046	6497	5902	6798	5593	8116	3646	4862	6740	6284	4849	5525	5122	3741	7281	6657	5335
% Of Voters		100		53.64	35.77	8.23	51.11	46.43	53.48	44.00	63.85	28.68	38.25	53.02	49.44	38.15	43.47	40.30	29.43	57.28	52.37	41.97

	VOTER REGISTRATION			U.S. SENATOR			U.S. REP. DISTRICT 6			STATE REP.		GOVERNOR & LT. GOV.		SECRETARY OF STATE		STATE AUDITOR		STATE TREASURER		ATTORNEY GENERAL		CONST. AMEND. 1	
	Persons registered as of 7:00 a.m. election day	Persons registered on election day	Total number of persons voting	IR ROD GRAMS	DFL ANN WYNIA	IR DEAN M. BARKLEY	IR TAD JUDE	DFL WILLIAM P. 'BILL' LUTHER	IR TERESA LYNCH	DFL MIKE GAMACHE	IR ARNEH CARLSON AND JOANNE E. BENSON	DFL JOHN MARTY AND NANCY LARSON	IR DICK KIMBLER	DFL JOAN ANDERSON GROWE	IR JUDI DUTCHER	DFL DONALD M. MOE	IR JAMES C. (JIM) OLSON	DFL MICHAEL A. McGRATH	IR SHARON ANDERSON	DFL JUBERT H. HUMPHREY III	YES	NO	
<b>District 50B</b>																							
<b>County Anoka</b>																							
ANDOVER P-1	1358	93	914	495	328	75	478	405	578	306	607	245	352	496	471	339	415	366	272	528	483	404	
ANDOVER P-3	1673	141	1147	636	407	83	597	517	660	449	797	290	476	596	626	405	532	446	339	664	583	509	
ANDOVER P-6	1679	169	1258	762	367	108	725	481	829	372	906	254	576	580	724	356	608	407	435	640	624	579	
ANDOVER P-7	1318	85	886	512	287	71	501	362	584	273	602	213	377	433	509	278	428	296	307	459	464	392	
ANDOVER P-2	1957	140	1400	802	469	102	758	599	969	395	940	363	588	714	795	451	685	488	474	773	748	613	
ANDOVER P-4	1839	133	1247	676	435	108	659	561	775	422	845	311	486	656	650	438	551	475	396	719	663	531	
ANDOVER P-5	970	94	728	435	213	67	432	275	510	186	550	142	345	336	441	201	386	223	257	382	388	310	
BLAINE D-3 P-1	1534	60	1009	513	400	76	474	512	562	408	650	293	388	545	502	393	411	419	275	596	496	478	
HAM LAKE P-1	1492	159	1061	612	331	82	587	438	621	376	708	274	441	511	548	353	459	375	321	557	547	466	
RAMSEY P-1A	1564	84	994	539	330	98	501	466	582	373	678	257	373	534	491	390	418	408	262	594	532	426	
RAMSEY P-1B	1622	223	1161	649	373	119	643	485	745	377	809	304	486	594	659	383	585	405	405	647	607	507	
RAMSEY P-2	2086	90	1365	767	470	103	698	628	910	408	916	347	570	696	745	444	627	507	424	765	670	653	
RAMSEY P-3A	1262	105	834	474	268	71	464	355	536	266	580	203	354	411	480	269	410	297	285	447	436	376	
RAMSEY P-3B	1563	79	984	570	299	83	553	405	617	325	660	249	383	506	501	336	443	352	310	535	476	473	
<b>County Totals:</b>	<b>21917</b>	<b>1655</b>	<b>14988</b>	<b>8442</b>	<b>4977</b>	<b>1246</b>	<b>8070</b>	<b>6489</b>	<b>9478</b>	<b>4936</b>	<b>10248</b>	<b>3745</b>	<b>6195</b>	<b>7608</b>	<b>8142</b>	<b>5036</b>	<b>6958</b>	<b>5464</b>	<b>4762</b>	<b>8306</b>	<b>7717</b>	<b>6717</b>	
District 50B Total	21917	1655	14988	8442	4977	1246	8070	6489	9478	4936	10248	3745	6195	7608	8142	5036	6958	5464	4762	8306	7717	6717	
% Of Voters		100		56.33	33.21	8.31	53.84	43.29	63.24	32.93	68.37	24.99	41.33	50.76	54.32	33.60	46.42	36.46	31.77	55.42	51.49	44.82	
District 50 Total	41757	2806	27699	15260	9524	2292	14567	12391	-	-	18364	7391	11057	14348	14426	9885	12483	10586	8503	15587	14374	12052	
% Of Voters		100		55.09	34.38	8.27	52.59	44.73	-	-	66.30	26.68	39.92	51.80	52.08	35.69	45.07	38.22	30.70	56.27	51.89	43.51	



District 51A

County  
Anoka

	VOTER REGISTRATION			U.S. SENATOR			U.S. REP. DISTRICT 6		STATE REP.		GOVERNOR & LT. GOV.		SECRETARY OF STATE		STATE AUDITOR		STATE TREASURER		ATTORNEY GENERAL		CONST. AMEND. 1	
	Persons registered as of 7:00 a.m. election day	Persons registered on election day	Total number of persons voting	IR ROD GRAMS	DFL ANN WYNIA	IP DEAN M. BARKLEY	IR TAD JUDE	DFL WILLIAM P. "BILL" LUTHER	IR MIKE GUNDLACH	DFL MIKE J. DELMONT	IR ARNE H. CARLSON AND JOANNE E. BENSON	DFL JOHNMARTY AND NANCY LARSON	IR DICK KIMBLER	DFL JOHAN ANDERSON GROVE	IR JUDI DUTCHER	DFL DONALD M. MOE	IR JAMES C. (JIM) OLSON	DFL MICHAEL A. McGRATH	IR SHARON ANDERSON	DFL HUBERT H. HUMPHREY III	YES	NO
BLAINE D-1 P-2	988	66	461	208	218	26	206	247	200	239	239	178	150	262	188	203	164	208	114	286	235	184
BLAINE D-2 P-1	2149	158	1370	674	561	114	671	661	637	661	916	377	530	745	720	485	616	520	397	805	682	580
BLAINE D-2 P-2	947	84	662	337	258	52	340	308	332	288	433	191	237	379	940	246	302	265	209	382	367	276
BLAINE D-2 P-3	1191	69	657	332	264	50	318	329	346	282	403	197	231	371	313	261	271	274	188	392	330	287
BLAINE D-2 P-4	1239	60	820	350	366	79	359	439	354	426	480	284	253	501	355	388	310	388	206	547	426	365
BLAINE D-3 P-2	2019	127	1256	679	444	109	668	556	677	519	830	337	508	657	659	453	594	477	393	723	677	537
BLAINE D-3 P-3	1580	115	859	412	356	75	395	449	366	448	527	261	287	508	382	386	330	393	210	541	443	351
BLAINE D-3 P-4	1055	50	625	307	267	39	289	321	279	313	383	208	217	357	281	275	240	301	147	406	342	252
BLAINE D-3 P-5	1038	49	530	246	237	41	242	282	230	279	310	187	184	312	236	233	199	252	145	328	287	219
BLAINE D-1 P-5	1029	83	640	280	284	58	288	338	310	304	380	224	219	381	317	267	254	298	182	396	345	254
BLAINE D-1 P-6	1049	71	655	308	280	58	296	353	340	293	409	210	235	387	344	257	282	299	185	408	304	316
BLAINE D-1 P-7	659	57	350	176	146	20	165	175	173	156	229	89	128	189	166	135	148	136	98	211	173	154
BLAINE D-2 P-5	944	49	568	268	249	34	244	304	248	287	346	185	163	355	241	256	206	288	130	378	290	258
BLAINE D-2 P-6	1020	50	620	282	269	56	276	333	256	339	361	224	191	378	246	302	233	296	169	390	317	256
LEXINGTON P-1	986	63	591	264	270	42	263	310	193	383	341	202	178	358	250	266	222	274	135	398	298	224
<b>County Totals:</b>	<b>17893</b>	<b>1151</b>	<b>10664</b>	<b>5123</b>	<b>4469</b>	<b>853</b>	<b>5020</b>	<b>5405</b>	<b>4941</b>	<b>5217</b>	<b>6587</b>	<b>3354</b>	<b>3711</b>	<b>6140</b>	<b>5038</b>	<b>4413</b>	<b>4371</b>	<b>4669</b>	<b>2908</b>	<b>6591</b>	<b>5516</b>	<b>4503</b>
<b>District 51A Total</b>	<b>17893</b>	<b>1151</b>	<b>10664</b>	<b>5123</b>	<b>4469</b>	<b>853</b>	<b>5020</b>	<b>5405</b>	<b>4941</b>	<b>5217</b>	<b>6587</b>	<b>3354</b>	<b>3711</b>	<b>6140</b>	<b>5038</b>	<b>4413</b>	<b>4371</b>	<b>4669</b>	<b>2908</b>	<b>6591</b>	<b>5516</b>	<b>4503</b>
<b>% Of Voters</b>			<b>100</b>	<b>48.04</b>	<b>41.91</b>	<b>8.00</b>	<b>47.07</b>	<b>50.68</b>	<b>46.33</b>	<b>48.92</b>	<b>61.77</b>	<b>31.45</b>	<b>34.80</b>	<b>57.58</b>	<b>47.24</b>	<b>41.38</b>	<b>40.99</b>	<b>43.78</b>	<b>27.27</b>	<b>61.81</b>	<b>51.73</b>	<b>42.23</b>

District 51B

County  
Anoka

	VOTER REGISTRATION			U.S. SENATOR			U.S. REP. DISTRICT 6		STATE REP.		GOVERNOR & LT. GOV.		SECRETARY OF STATE		STATE AUDITOR		STATE TREASURER		ATTORNEY GENERAL		CONST. AMEND. 1	
	Persons registered as of 7:00 a.m. election day	Persons registered on election day	Total number of persons voting	IR ROD GRAMS	DFL ANN WYNIA	IP DEAN M. BARKLEY	IR TAD JUDE	DFL WILLIAM P. "BILL" LUTHER	IR DOUG SWENSON	DFL GREG MILLER	IR ARNE H. CARLSON AND JOANNE E. BENSON	DFL JOHNMARTY AND NANCY LARSON	IR DICK KIMBLER	DFL JOHAN ANDERSON GROVE	IR JUDI DUTCHER	DFL DONALD M. MOE	IR JAMES C. (JIM) OLSON	DFL MICHAEL A. McGRATH	IR SHARON ANDERSON	DFL HUBERT H. HUMPHREY III	YES	NO
CENTERVILLE P-1	1051	77	722	359	260	79	371	331	427	264	484	189	268	386	377	255	310	275	216	437	403	257
LINO LAKES P-1	1282	58	791	385	312	69	383	385	419	339	501	229	259	463	388	303	320	330	214	484	441	311
LINO LAKES P-2	2046	201	1193	714	523	143	721	667	850	516	976	367	526	769	763	489	636	530	410	838	738	573
LINO LAKES P-3	2607	338	2063	1098	745	156	1088	885	1263	667	1458	458	844	1059	1159	668	1009	719	628	1179	1040	849
<b>County Totals:</b>	<b>6986</b>	<b>674</b>	<b>4769</b>	<b>2556</b>	<b>1840</b>	<b>447</b>	<b>2563</b>	<b>2268</b>	<b>2959</b>	<b>1786</b>	<b>3419</b>	<b>1243</b>	<b>1897</b>	<b>2677</b>	<b>2687</b>	<b>1715</b>	<b>2275</b>	<b>1854</b>	<b>1468</b>	<b>2938</b>	<b>2622</b>	<b>1990</b>

Washington

FOREST LAKE P-1	2090	93	1109	567	444	69	551	517	736	329	741	301	426	596	542	428	490	442	305	667	511	513
-----------------	------	----	------	-----	-----	----	-----	-----	-----	-----	-----	-----	-----	-----	-----	-----	-----	-----	-----	-----	-----	-----

FOREST LAKE P-2	1635	62	1110	577	450	65	567	519	758	332	724	324	437	613	566	436	477	476	282	690	564	498
FOREST LAKE TWP	4365	214	2828	1514	1060	215	1504	1261	1997	770	2041	629	1202	1473	1620	948	1390	1031	876	1567	1433	1243
HUGO W-1, P-1	1091	91	769	417	271	65	422	321	494	237	525	187	329	384	399	267	371	274	211	449	421	295
HUGO W-2, P-1	829	52	516	254	211	43	246	257	312	180	331	162	185	289	242	225	217	219	139	317	303	183
HUGO W-3, P-1	425	44	349	201	115	25	193	147	225	111	247	89	136	191	174	144	169	132	96	215	196	136
MARINE ON ST. CROIX	457	28	376	142	201	22	142	218	215	147	245	103	132	216	186	147	161	156	90	240	161	183
MAY TWP	1919	122	1370	604	622	120	597	732	833	495	921	359	488	800	682	568	588	601	320	901	688	605
NEW SCANDIA TWP.	2311	106	1683	776	715	155	762	882	1057	597	1084	497	611	963	843	664	692	729	439	1044	872	747
<b>County Totals:</b>	<b>15122</b>	<b>812</b>	<b>10110</b>	<b>5052</b>	<b>4089</b>	<b>779</b>	<b>4984</b>	<b>4854</b>	<b>6627</b>	<b>3198</b>	<b>6859</b>	<b>2651</b>	<b>3946</b>	<b>5525</b>	<b>5254</b>	<b>3827</b>	<b>4555</b>	<b>4060</b>	<b>2758</b>	<b>6090</b>	<b>5149</b>	<b>4403</b>
<b>District 51B Total</b>	<b>22108</b>	<b>1486</b>	<b>14879</b>	<b>7608</b>	<b>5929</b>	<b>1226</b>	<b>7547</b>	<b>7122</b>	<b>9586</b>	<b>4984</b>	<b>10278</b>	<b>3894</b>	<b>5843</b>	<b>8202</b>	<b>7941</b>	<b>5542</b>	<b>6830</b>	<b>5914</b>	<b>4226</b>	<b>9028</b>	<b>7771</b>	<b>6393</b>
<b>% Of Voters</b>			<b>100</b>	<b>51.13</b>	<b>39.85</b>	<b>8.24</b>	<b>50.72</b>	<b>47.87</b>	<b>64.43</b>	<b>33.50</b>	<b>69.08</b>	<b>26.17</b>	<b>39.27</b>	<b>55.12</b>	<b>53.37</b>	<b>37.25</b>	<b>45.90</b>	<b>39.75</b>	<b>28.40</b>	<b>60.68</b>	<b>52.23</b>	<b>42.97</b>
<b>District 51 Total</b>	<b>40001</b>	<b>2637</b>	<b>25543</b>	<b>12731</b>	<b>10398</b>	<b>2079</b>	<b>12567</b>	<b>12527</b>	-	-	<b>16865</b>	<b>7248</b>	<b>9554</b>	<b>14342</b>	<b>12979</b>	<b>9955</b>	<b>11201</b>	<b>10583</b>	<b>7134</b>	<b>15619</b>	<b>13287</b>	<b>10896</b>
<b>% Of Voters</b>			<b>100</b>	<b>49.84</b>	<b>40.71</b>	<b>5.14</b>	<b>49.20</b>	<b>49.04</b>	-	-	<b>66.03</b>	<b>28.38</b>	<b>37.40</b>	<b>56.15</b>	<b>50.81</b>	<b>38.97</b>	<b>43.85</b>	<b>41.43</b>	<b>27.93</b>	<b>61.15</b>	<b>52.02</b>	<b>42.66</b>

	VOTER REGISTRATION			U.S. SENATOR		U.S. REP. DISTRICT 4		U.S. REP. DISTRICT 6		STATE REP.	GOVERNOR & LT. GOV.	SECRETARY OF STATE	STATE AUDITOR	STATE TREASURER	ATTORNEY GENERAL	CONST. AMEND. 1										
	Persons registered as of 7:00 a.m. election day	Persons registered on election day	Total number of persons voting	IR ROD GRAMS	DFL ANN WYNIA	IP DEAN M. BARKLEY	IR DENNIS NEWMINSKI	DFL BRUCE F. VENTO	GRP DAN R. VACEK	IR TAD JUDE	DFL WILLIAM P. "BILL" LUTHER	IR ANN PETERSON	DFL WAYNE SIMONEAU	IR ARNE H. CARLSON AND JOANNE E. BENSON	DFL JOHN MARTY AND NANCY LARSON	IR DICK KIMBLER	DFL JOAN ANDERSON GHOWE	IR JUDI DUTCHER	DFL DONALD M. MOE	IR JAMES C. (JIM) OLSON	DFL MICHAEL A. McGRATH	IR SHARON ANDERSON	DFL ROBERT H. HUMPHREY III	YES	NO	
<b>District 52A</b>																										
<b>County</b>																										
<b>Anoka</b>																										
COLUMBIA HEIGHTS P-1	1583	90	1029	386	533	70	-	-	-	392	607	443	544	532	429	289	641	380	523	315	558	205	704	550	390	
COLUMBIA HEIGHTS P-2	1253	77	838	320	432	65	-	-	-	327	488	371	437	422	355	223	526	308	420	256	414	185	545	415	355	
COLUMBIA HEIGHTS P-3	1481	73	1008	384	533	60	-	-	-	397	589	446	529	508	443	266	656	354	532	316	545	202	710	489	454	
COLUMBIA HEIGHTS P-4	1318	75	833	376	386	51	-	-	-	374	445	393	413	470	308	274	495	344	399	302	402	201	539	455	348	
COLUMBIA HEIGHTS P-5	1421	94	1038	441	507	61	-	-	-	449	550	483	504	591	402	346	599	428	490	375	491	265	671	470	461	
COLUMBIA HEIGHTS P-6	1349	60	1010	490	440	65	-	-	-	490	498	557	432	623	332	395	541	490	420	418	436	270	613	450	486	
COLUMBIA HEIGHTS P-7	1462	68	972	388	493	70	-	-	-	403	543	430	516	525	396	306	580	387	481	343	506	211	678	518	374	
COLUMBIA HEIGHTS P-8	1455	86	932	364	471	69	-	-	-	337	575	353	543	464	409	250	602	335	507	263	531	176	654	484	382	
FRIDLEY W-1 P-3	1328	83	821	370	382	54	-	-	-	365	439	377	417	496	285	272	488	350	368	299	383	194	538	430	313	
FRIDLEY W-1 P-4	1235	60	840	369	399	63	-	-	-	374	449	380	438	505	309	268	525	373	397	311	411	185	574	429	344	
FRIDLEY W-2 P-4	1572	106	1115	532	513	60	-	-	-	551	547	577	498	748	331	427	637	586	432	487	481	295	673	561	482	
FRIDLEY W-3 P-3	1056	91	588	233	291	45	-	-	-	238	332	266	297	334	216	185	359	256	252	212	275	129	389	312	238	
FRIDLEY W-3 P-4	1191	64	691	286	356	28	-	-	-	275	406	308	373	346	298	179	454	237	363	217	370	130	488	362	267	
HILLTOP P-1	382	24	216	62	117	18	-	-	-	78	131	83	125	117	78	46	147	72	106	55	115	39	148	118	81	
<b>County Totals:</b>	<b>18086</b>	<b>1051</b>	<b>11931</b>	<b>5001</b>	<b>5853</b>	<b>779</b>	-	-	-	<b>5050</b>	<b>6599</b>	<b>5467</b>	<b>6066</b>	<b>6681</b>	<b>4591</b>	<b>3726</b>	<b>7250</b>	<b>4900</b>	<b>5690</b>	<b>4169</b>	<b>5918</b>	<b>2687</b>	<b>7924</b>	<b>6043</b>	<b>4975</b>	

<b>Ramsey</b>																										
<b>NEW BRIGHTON P-7</b>	1470	143	1167	601	479	68	565	558	12	-	-	685	423	829	292	465	639	653	405	577	435	351	699	513	592	
<b>County Totals:</b>	<b>1470</b>	<b>143</b>	<b>1167</b>	<b>601</b>	<b>479</b>	<b>68</b>	<b>565</b>	<b>558</b>	<b>12</b>	<b>-</b>	<b>-</b>	<b>685</b>	<b>423</b>	<b>829</b>	<b>292</b>	<b>465</b>	<b>639</b>	<b>653</b>	<b>405</b>	<b>577</b>	<b>435</b>	<b>351</b>	<b>699</b>	<b>513</b>	<b>592</b>	
<b>District 52A Total</b>	<b>19556</b>	<b>1194</b>	<b>13098</b>	<b>5602</b>	<b>6332</b>	<b>847</b>	<b>565</b>	<b>558</b>	<b>12</b>	<b>5050</b>	<b>6599</b>	<b>6152</b>	<b>6489</b>	<b>7510</b>	<b>4883</b>	<b>4191</b>	<b>7889</b>	<b>5553</b>	<b>6095</b>	<b>4746</b>	<b>6353</b>	<b>3038</b>	<b>8623</b>	<b>6556</b>	<b>5567</b>	
<b>% Of Voters</b>			<b>100</b>	<b>42.77</b>	<b>48.34</b>	<b>6.47</b>	<b>4.31</b>	<b>4.26</b>	<b>0.09</b>	<b>38.56</b>	<b>50.38</b>	<b>46.97</b>	<b>49.54</b>	<b>57.34</b>	<b>37.28</b>	<b>32.00</b>	<b>60.23</b>	<b>42.40</b>	<b>46.53</b>	<b>36.23</b>	<b>48.50</b>	<b>23.19</b>	<b>65.83</b>	<b>50.05</b>	<b>42.50</b>	

District 52B County Ramsey	VOTER REGISTRATION			U.S. SENATOR			U.S. REP. DISTRICT 4 DISTRICT 6			STATE REP.		GOVERNOR & LT. GOV.		SECRETARY OF STATE		STATE AUDITOR		STATE TREASURER		ATTORNEY GENERAL		CONST. AMEND. 1			
	Persons registered as of 7:00 a.m., election day	Persons registered on election day	Total number of persons voting	IR ROD GRAMS	DFL ANN WYNIA	IP DEAN M. BARKLEY	IR DENNIS NEWINSKI	DFL BRUCE F. VENTO	GRP DAN R. VACEK	IR TAD JUDE	DFL WILLIAM P. "BILL" LUTHER	IR RICHARD M. "DICK" PELLOW	DFL GERRI EVANS	IR ARNE H. CARLSON AND JOANNE E. BENSON	DFL JOHN MARTY AND NANCY LARSON	IR DICK KIMBLER	DFL JOHAN ANDERSON GROWE	IR JUDI DUTCHER	DFL DONALD M. MOE	IR JAMES C. (JIM) OLSON	DFL MICHAEL A. McGRATH	IR SHARON ANDERSON	DFL HUBERT H. HUMPHREY III	YES	NO
BLANE W-1 P-2	0	0	0	0	0	0	0	0	0	0	0	0	0	0	0	0	0	0	0	0	0	0	0	0	0
MOUNDS VIEW P-1	6896	453	4393	2050	1891	330	1972	2160	149	0	2224	2060	2682	1426	1594	2481	2086	1852	1757	1944	1188	2700	2159	2042	0
NEW BRIGHTON P-1	2666	226	1512	701	679	97	695	751	38	0	775	692	915	489	563	840	710	636	617	638	410	908	737	676	0
NEW BRIGHTON P-2	2126	108	1485	741	639	83	723	703	26	0	843	611	964	460	574	831	731	602	651	600	398	925	642	750	0
NEW BRIGHTON P-3	2331	156	1329	580	640	87	602	668	27	0	652	647	810	446	450	797	598	599	523	603	329	848	658	625	0
NEW BRIGHTON P-4	882	42	657	351	278	17	337	299	7	0	367	277	440	193	283	354	370	245	317	250	192	387	292	330	0
NEW BRIGHTON P-5	2715	165	1860	858	855	123	881	904	38	0	930	887	1201	566	704	1047	897	789	762	811	471	1153	831	946	0
NEW BRIGHTON P-6	2159	107	1613	785	708	100	819	744	18	0	922	659	1113	433	610	919	856	612	730	650	431	998	715	808	0
<b>County Totals:</b>	<b>19775</b>	<b>1257</b>	<b>12849</b>	<b>6066</b>	<b>5690</b>	<b>837</b>	<b>6029</b>	<b>6229</b>	<b>303</b>	-	<b>6713</b>	<b>5833</b>	<b>8125</b>	<b>4013</b>	<b>4778</b>	<b>7269</b>	<b>6248</b>	<b>5335</b>	<b>5357</b>	<b>5496</b>	<b>3419</b>	<b>7909</b>	<b>6034</b>	<b>6177</b>	-
District 52B Total	19775	1257	12849	6066	5690	837	6029	6229	303	-	6713	5833	8125	4013	4778	7269	6248	5335	5357	5496	3419	7909	6034	6177	-
% Of Voters			100	47.21	44.28	6.51	46.92	48.48	2.36	-	52.25	45.40	63.23	31.23	37.19	56.57	48.63	41.52	41.69	42.77	26.61	61.55	46.96	48.07	-
District 52 Total	39331	2451	25947	11668	12022	1684	6594	6787	315	5050	6599	-	-	-	15635	15158	11801	11430	10103	11849	6457	16532	12590	11744	-
% Of Voters			100	44.97	46.33	6.49	25.41	26.16	1.21	19.46	25.43	-	-	-	60.26	34.29	45.48	44.05	38.94	45.67	24.89	63.71	48.52	45.26	-

District 53A County Anoka	VOTER REGISTRATION			U.S. SENATOR			U.S. REP. DISTRICT 4 DISTRICT 6			STATE REP.		GOVERNOR & LT. GOV.		SECRETARY OF STATE		STATE AUDITOR		STATE TREASURER		ATTORNEY GENERAL		CONST. AMEND. 1			
	Persons registered as of 7:00 a.m., election day	Persons registered on election day	Total number of persons voting	IR ROD GRAMS	DFL ANN WYNIA	IP DEAN M. BARKLEY	IR DENNIS NEWINSKI	DFL BRUCE F. VENTO	GRP DAN R. VACEK	IR TAD JUDE	DFL WILLIAM P. "BILL" LUTHER	IR PHILIP KRINKIE	DFL ADY WICKSTROM	IR ARNE H. CARLSON AND JOANNE E. BENSON	DFL JOHN MARTY AND NANCY LARSON	IR DICK KIMBLER	DFL JOHAN ANDERSON GROWE	IR JUDI DUTCHER	DFL DONALD M. MOE	IR JAMES C. (JIM) OLSON	DFL MICHAEL A. McGRATH	IR SHARON ANDERSON	DFL HUBERT H. HUMPHREY III	YES	NO
BLAINE D-1 P-1	815	41	483	254	184	37	-	-	250	221	258	202	315	124	198	249	257	161	222	178	155	263	246	205	0
CIRCLE PINES P-1	1235	48	726	317	327	68	-	-	307	405	323	384	384	292	223	452	295	363	258	361	170	479	314	322	0
CIRCLE PINES P-2	1613	63	1103	549	463	82	-	-	547	532	622	451	746	302	458	582	598	412	482	435	284	647	509	512	0
<b>County Totals:</b>	<b>3663</b>	<b>152</b>	<b>2312</b>	<b>1120</b>	<b>974</b>	<b>187</b>	-	-	<b>1104</b>	<b>1158</b>	<b>1203</b>	<b>1037</b>	<b>1445</b>	<b>718</b>	<b>879</b>	<b>1283</b>	<b>1150</b>	<b>936</b>	<b>962</b>	<b>974</b>	<b>609</b>	<b>1389</b>	<b>1069</b>	<b>1039</b>	-
<b>Ramsey</b>																									
ARDEN HILLS P-1	929	57	691	349	290	38	354	309	10	-	439	223	484	166	290	367	397	235	316	261	188	405	262	384	0
ARDEN HILLS P-2	1528	107	1181	559	508	77	599	517	25	-	717	392	814	296	490	606	633	411	557	434	333	692	473	628	0
ARDEN HILLS P-3	1529	280	1048	667	317	51	673	332	14	-	716	278	765	201	546	432	660	274	591	289	417	495	305	687	0
ARDEN HILLS P-4	2059	121	1440	782	557	80	773	619	18	-	936	453	1048	327	623	755	843	484	757	506	426	829	597	769	0
SHOREVIEW P-4	3432	193	2422	1138	1091	157	1217	1123	43	-	1453	901	1715	611	936	1365	1295	929	1108	976	608	1520	1036	1280	0
SHOREVIEW P-5	3291	186	2446	1258	974	157	1319	1038	44	-	1515	861	1791	548	982	1333	1376	855	1231	890	688	1468	1159	1180	0

SHOREVIEW P-6	3990	253	2822	1439	1159	184	1516	1207	42	-	-	1688	1062	2019	677	1113	1579	1579	1030	1409	1066	772	1750	1390	1314
<b>County Totals:</b>	<b>16758</b>	<b>1197</b>	<b>12050</b>	<b>6192</b>	<b>4896</b>	<b>744</b>	<b>6451</b>	<b>5145</b>	<b>196</b>	-	-	<b>7464</b>	<b>4170</b>	<b>8636</b>	<b>2826</b>	<b>4980</b>	<b>6437</b>	<b>6783</b>	<b>4218</b>	<b>5969</b>	<b>4422</b>	<b>3432</b>	<b>7159</b>	<b>5222</b>	<b>6242</b>
District 53A Total	20421	1349	14362	7312	5870	931	6451	5145	196	1104	1158	8667	5207	10081	3544	5859	7720	7933	5154	6931	5396	4041	8548	6291	7281
% Of Voters			100	50.91	40.87	6.48	44.92	35.82	1.36	7.69	8.06	60.35	36.26	70.19	24.68	40.80	53.75	55.24	35.89	48.26	37.57	28.14	59.52	43.80	50.70

	VOTER REGISTRATION			U.S. SENATOR			U.S. REP. DISTRICT 4			U.S. REP. DISTRICT 6			STATE REP.	GOVERNOR & LT. GOV.	SECRETARY OF STATE	STATE AUDITOR	STATE TREASURER	ATTORNEY GENERAL	CONST. AMEND. 1						
	Persons registered as of 7:00 a.m. election day	Persons registered on election day	Total number of persons voting	IR ROD GRAMS	DFL ANN WYNIA	IP DEAN M. BARKLEY	IR DENNIS NEWINSKI	DFL BRUCE F. VENTO	GRP DAN R. VACEK	IR TAD JUDE	DFL WILLIAM P. "BILL" LUTHER	IR SHERRY BROECKER	DFL MARC ASCH	IR ARNE H. CARLSON AND JOANNE E. BENSON	DFL JOHN MARTY AND NANCY LARSON	IR DICK KIMBLER	DFL JOAN ANDERSON GROWE	IR JUDI DUTCHER	DFL DONALD M. MOE	IR JAMES C. (JIM) OLSON	DFL MICHAEL A. MCGPATH	IR SHARON ANDERSON	DFL HUBERT H. HUMPHREY III	YES	NO
District 53B County Ramsey																									
GEM LAKE P-1	266	16	189	83	84	17	90	89	4	-	-	99	79	127	50	64	106	101	66	73	78	49	110	85	96
LITTLE CANADA P-2	1740	128	1140	529	494	81	598	496	30	-	-	565	544	718	355	402	665	544	475	468	497	279	721	589	507
MAPLEWOOD P-7	945	98	688	322	292	54	364	291	24	-	-	355	304	430	216	258	392	337	288	283	303	157	443	355	304
NORTH OAKS P-1	2608	182	2144	1400	629	82	1425	660	16	-	-	1446	647	1814	246	1176	848	1504	453	1353	468	794	1026	789	1222
SHOREVIEW P-1	1360	67	1074	510	462	75	524	508	20	-	-	546	500	737	286	413	607	591	390	508	411	262	673	438	588
SHOREVIEW P-2	2466	216	1698	773	797	103	752	876	38	-	-	792	858	1101	503	613	1006	837	710	695	757	376	1133	730	874
SHOREVIEW P-3	1922	111	1455	667	684	84	690	705	23	-	-	761	646	970	411	536	836	741	558	633	590	348	909	621	756
VADNAIS HEIGHTS P-1	1547	101	1181	548	506	92	614	503	30	-	-	673	479	821	295	420	686	626	435	504	492	312	745	584	538
VADNAIS HEIGHTS P-2	3351	360	2585	1336	1001	182	1452	1026	49	-	-	1585	936	1919	565	1048	1380	1464	852	1276	922	738	1558	1290	1160
VADNAIS HEIGHTS P-3	574	66	258	126	114	10	133	113	7	-	-	130	114	160	74	89	148	127	97	102	104	63	153	141	98
VADNAIS HEIGHTS P-4	1359	118	859	373	384	64	442	370	22	-	-	435	405	540	272	271	531	381	372	323	392	189	568	476	337
WHITE BEAR LK W-1 P-2	989	171	663	323	298	27	342	291	10	-	-	357	272	435	188	278	345	350	259	326	261	189	399	276	349
WHITE BEAR TWP P-1	1582	124	1208	561	522	95	610	550	24	-	-	634	533	850	305	440	701	598	493	529	522	303	780	606	549
WHITE BEAR TWP P-4	1030	56	833	427	333	59	430	365	12	-	-	494	313	626	177	324	465	480	264	404	308	207	532	371	413
<b>County Totals:</b>	<b>21739</b>	<b>1814</b>	<b>15975</b>	<b>7978</b>	<b>6600</b>	<b>1025</b>	<b>8466</b>	<b>6843</b>	<b>309</b>	-	-	<b>8872</b>	<b>6630</b>	<b>11248</b>	<b>3943</b>	<b>6332</b>	<b>8716</b>	<b>8681</b>	<b>5712</b>	<b>7477</b>	<b>6105</b>	<b>4266</b>	<b>9750</b>	<b>7352</b>	<b>7791</b>
District 53B Total	21739	1814	15975	7978	6600	1025	8466	6843	309	-	-	8872	6630	11248	3943	6332	8716	8681	5712	7477	6105	4266	9750	7352	7791
% Of Voters			100	49.94	41.31	6.42	53.00	42.84	1.93	-	-	55.54	41.50	70.41	24.68	39.64	54.56	54.34	35.76	46.80	38.22	26.70	61.03	46.02	48.77
District 53 Total	42160	3163	30337	15290	12470	1956	14917	11988	505	1104	1158	-	-	21329	7487	12191	16436	16614	10866	14408	11501	8307	18298	13643	15072
% Of Voters			100	50.40	41.10	6.45	49.17	39.52	1.66	3.64	3.82	-	-	70.31	24.68	40.19	54.18	54.76	35.82	47.49	37.91	27.38	60.92	44.97	49.68

	VOTER REGISTRATION			U.S. SENATOR			U.S. REP. DISTRICT 4			STATE REP.	GOVERNOR & LT. GOV.	SECRETARY OF STATE	STATE AUDITOR	STATE TREASURER	ATTORNEY GENERAL	CONST. AMEND. 1								
	Persons registered as of 7:00 a.m. election day	Persons registered on election day	Total number of persons voting	IR ROD GRAMS	DFL ANN WYNIA	IP DEAN M. BARKLEY	IR DENNIS NEWINSKI	DFL BRUCE F. VENTO	GRP DAN R. VACEK	IR PAUL KUETTTEL	DFL MARY JO MCGUIRE	IR ARNE H. CARLSON AND JOANNE E. BENSON	DFL JOHN MARTY AND NANCY LARSON	IR DICK KIMBLER	DFL JOAN ANDERSON GROWE	IR JUDI DUTCHER	DFL DONALD M. MOE	IR JAMES C. (JIM) OLSON	DFL MICHAEL A. MCGRATH	IR SHARON ANDERSON	DFL HUBERT H. HUMPHREY III	YES	NO	
District 54A County Hennepin																								
ST. ANTHONY P-1	1607	93	1178	574	516	59	567	533	26	502	620	629	459	453	639	567	498	460	537	283	749	525	526	
ST. ANTHONY P-2	2478	84	1911	931	846	104	968	860	28	833	1029	1073	744	737	1072	1013	755	788	842	456	1218	840	912	
<b>County Totals:</b>	<b>4085</b>	<b>177</b>	<b>3089</b>	<b>1505</b>	<b>1362</b>	<b>163</b>	<b>1535</b>	<b>1393</b>	<b>54</b>	<b>1335</b>	<b>1649</b>	<b>1702</b>	<b>1203</b>	<b>1190</b>	<b>1711</b>	<b>1580</b>	<b>1253</b>	<b>1248</b>	<b>1379</b>	<b>739</b>	<b>1967</b>	<b>1365</b>	<b>1438</b>	

Ramsey	1672	142	1161	407	696	40	439	676	22	423	694	549	566	342	755	451	589	386	581	218	822	344	751
FALCON HEIGHTS P-1	1439	89	1141	468	595	50	537	567	20	518	600	643	449	396	684	551	478	417	533	230	749	445	636
FALCON HEIGHTS P-2	1635	139	1013	343	590	51	371	587	24	380	602	452	503	317	629	416	475	305	522	230	662	384	553
LAUDERDALE P-1	2060	95	1458	565	769	92	588	797	39	567	836	832	563	451	912	624	664	487	721	287	989	703	655
ROSEVILLE P- 6	2399	127	1710	756	808	111	839	802	40	782	873	1020	588	616	983	809	714	639	757	365	1112	744	869
ROSEVILLE P- 8	2170	128	1642	824	706	80	840	728	38	826	758	1046	524	668	864	856	614	697	647	393	1008	710	838
ROSEVILLE P- 9	2404	155	1881	802	956	93	859	954	26	827	1004	1069	745	687	1097	917	792	750	834	424	1204	724	1065
ROSEVILLE P-10	2026	400	1560	866	576	63	922	579	25	870	634	987	468	782	683	912	515	557	547	390	767	512	967
ST ANTHONY P-1	1606	158	1039	451	522	44	467	523	15	389	600	576	403	367	607	467	475	383	502	270	653	438	529
<b>County Totals:</b>	<b>17411</b>	<b>1433</b>	<b>12605</b>	<b>5502</b>	<b>6218</b>	<b>624</b>	<b>5862</b>	<b>6213</b>	<b>249</b>	<b>5582</b>	<b>6601</b>	<b>7174</b>	<b>4809</b>	<b>4626</b>	<b>7214</b>	<b>6003</b>	<b>5316</b>	<b>4621</b>	<b>5644</b>	<b>2807</b>	<b>7966</b>	<b>5004</b>	<b>6863</b>
<b>District 54A Total</b>	<b>21496</b>	<b>1610</b>	<b>15694</b>	<b>7007</b>	<b>7580</b>	<b>787</b>	<b>7397</b>	<b>7606</b>	<b>303</b>	<b>6917</b>	<b>8250</b>	<b>8876</b>	<b>6012</b>	<b>5816</b>	<b>8925</b>	<b>7583</b>	<b>6569</b>	<b>5869</b>	<b>7023</b>	<b>3546</b>	<b>9933</b>	<b>6369</b>	<b>8301</b>
<b>% Of Voters</b>			<b>100</b>	<b>44.65</b>	<b>48.30</b>	<b>5.01</b>	<b>47.13</b>	<b>48.46</b>	<b>1.93</b>	<b>44.07</b>	<b>52.57</b>	<b>56.56</b>	<b>38.31</b>	<b>37.06</b>	<b>56.87</b>	<b>48.32</b>	<b>41.86</b>	<b>37.40</b>	<b>44.75</b>	<b>22.59</b>	<b>63.29</b>	<b>40.58</b>	<b>52.89</b>

District 54B County Ramsey	Persons registered as of 7:00 a.m. election day	Persons registered on election day	Total number of persons voting	IR ROD GRAMS	DFL ANN WYNIA	IP DEAN M. BARKLEY	IR DENNIS NEWINSKI	DFL BRUCE F. VENTO	GRP DAN R. VACEK	IR JIM TRAEGER	DFL MINDY GREILING	IR ARNE H. CARLSON AND JOANNE E. BENSON	DFL JOHN MARTY AND NANCY LARSON	IR DICK KIMBLER	DFL JOAN ANDERSON GROWE	IR JUDI DUTCHER	DFL DONALD M. MOE	IR JAMES C. (JIM) OLSON	DFL MICHAEL A. McGRATH	IR SHARON ANDERSON	DFL HUBERT H. HUMPHREY III	YES	NO
LITTLE CANADA P-1	2036	236	1362	559	683	80	606	686	43	558	750	804	462	450	815	599	628	530	641	319	894	698	589
LITTLE CANADA P-3	1523	142	999	448	465	59	477	475	26	421	525	589	347	358	564	449	439	395	451	231	637	497	431
MAPLEWOOD P- 1	866	46	603	243	310	34	263	313	13	195	385	339	234	170	387	215	321	191	327	108	419	300	277
MAPLEWOOD P- 2	1068	87	779	345	364	55	391	345	21	315	431	442	294	263	457	336	340	287	363	182	487	365	365
MAPLEWOOD P- 3	1319	111	961	478	404	52	534	387	15	437	484	603	297	364	532	496	372	393	413	230	593	394	500
MAPLEWOOD P- 5	1369	56	884	337	455	65	381	457	29	310	539	468	367	234	578	317	468	264	491	165	620	480	352
MAPLEWOOD P- 6	1240	103	935	389	459	69	452	446	19	382	514	560	333	286	592	397	443	360	458	185	648	517	360
ROSEVILLE P- 1	2587	127	1917	847	928	108	865	977	30	799	1053	1185	634	654	1164	880	889	788	892	391	1317	879	961
ROSEVILLE P- 2	2693	206	1934	863	928	100	902	948	37	802	1054	1177	676	649	1147	883	841	766	882	435	1262	921	912
ROSEVILLE P- 3	2714	119	1994	913	916	135	910	999	46	892	1041	1205	672	727	1158	929	875	825	889	450	1292	856	1027
ROSEVILLE P- 4	2505	189	1783	842	819	95	898	827	28	820	910	1086	616	688	1003	906	729	764	783	398	1158	809	892
ROSEVILLE P- 5	867	50	624	291	288	29	309	298	5	303	297	372	222	255	340	309	266	268	272	170	383	262	324
<b>County Totals:</b>	<b>20787</b>	<b>1472</b>	<b>14775</b>	<b>6555</b>	<b>7019</b>	<b>881</b>	<b>6988</b>	<b>7158</b>	<b>312</b>	<b>6234</b>	<b>7983</b>	<b>8830</b>	<b>5154</b>	<b>5098</b>	<b>8737</b>	<b>6716</b>	<b>6611</b>	<b>5831</b>	<b>6862</b>	<b>3264</b>	<b>9710</b>	<b>6978</b>	<b>6990</b>
<b>District 54B Total</b>	<b>20787</b>	<b>1472</b>	<b>14775</b>	<b>6555</b>	<b>7019</b>	<b>881</b>	<b>6988</b>	<b>7158</b>	<b>312</b>	<b>6234</b>	<b>7983</b>	<b>8830</b>	<b>5154</b>	<b>5098</b>	<b>8737</b>	<b>6716</b>	<b>6611</b>	<b>5831</b>	<b>6862</b>	<b>3264</b>	<b>9710</b>	<b>6978</b>	<b>6990</b>
<b>% Of Voters</b>			<b>100</b>	<b>44.37</b>	<b>47.51</b>	<b>5.96</b>	<b>47.30</b>	<b>48.45</b>	<b>2.11</b>	<b>42.19</b>	<b>54.03</b>	<b>59.76</b>	<b>34.88</b>	<b>34.50</b>	<b>59.13</b>	<b>45.46</b>	<b>44.74</b>	<b>39.47</b>	<b>46.44</b>	<b>22.09</b>	<b>65.72</b>	<b>47.23</b>	<b>47.31</b>
<b>District 54 Total</b>	<b>42283</b>	<b>3082</b>	<b>30469</b>	<b>13562</b>	<b>14599</b>	<b>1668</b>	<b>14385</b>	<b>14764</b>	<b>615</b>	-	-	<b>17706</b>	<b>11166</b>	<b>10914</b>	<b>17662</b>	<b>14299</b>	<b>13180</b>	<b>11700</b>	<b>13885</b>	<b>6810</b>	<b>19643</b>	<b>13347</b>	<b>15291</b>
<b>% Of Voters</b>			<b>100</b>	<b>44.51</b>	<b>47.91</b>	<b>5.47</b>	<b>47.21</b>	<b>48.46</b>	<b>2.02</b>	-	-	<b>58.11</b>	<b>36.65</b>	<b>35.82</b>	<b>57.97</b>	<b>46.93</b>	<b>43.26</b>	<b>38.40</b>	<b>45.57</b>	<b>22.35</b>	<b>64.47</b>	<b>43.81</b>	<b>50.19</b>

	VOTER REGISTRATION			U.S. SENATOR		U.S. REP. DISTRICT 4		U.S. REP. DISTRICT 6		STATE REP.	GOVERNOR & LT. GOV.	SECRETARY OF STATE	STATE AUDITOR	STATE TREASURER	ATTORNEY GENERAL	CONST. AMEND. 1									
	Persons registered as of 7:00 a.m. election day	Persons registered on election day	Total number of persons voting	IR ROD GRAMS	DFL ANN WYNIA	IP DEAN M. BARKLEY	IR DENNIS NEWINSKI	DFL BRUCE F. VENTO	GRP DAN R. VACEK	IR TAD JUDE	DFL WILLIAM P. "BILL" LUTHER	IR HARRY MARES	DFL DICK OTTMAN	IR ARNE H. CARLSON AND JOANNE E. BENSON	DFL JOHN MARTY AND NANCY LARSON	IR DICK KIMBLER	DFL JOAN ANDERSON GROWE	IR JUDI DUTCHER	DFL DONALD M. MOE	IR JAMES C. (JIM) OLSON	DFL MICHAEL A. McGRATH	IR SHARON ANDERSON	DFL HUBERT H. HUMPHREY III	YES	NO
<b>District 55A</b>																									
<b>County Ramsey</b>	1988	96	1326	553	636	94	596	652	39	-	-	822	462	814	424	463	773	619	558	523	609	343	823	662	588
WHITE BEAR LK W-1 P-1	3054	1794	2118	872	1012	178	961	1039	68	-	-	1289	770	1322	651	711	1249	953	919	820	971	464	1380	986	1001
WHITE BEAR LK W-2 P-1	3143	143	2282	1045	1036	152	1220	985	42	-	-	1566	675	1511	652	841	1307	1157	921	990	992	563	1450	1094	1095
WHITE BEAR LK W-3 P-1	2718	135	2059	973	928	112	1105	880	36	-	-	1433	573	1388	573	756	1179	1054	817	890	888	469	1306	963	983
WHITE BEAR LK W-4 P-1	2938	260	2132	946	976	135	1043	995	58	-	-	1312	749	1354	653	731	1272	985	936	854	980	483	1405	1067	957
WHITE BEAR LK W-5 P-1	2719	207	2003	954	830	179	1049	863	48	-	-	1241	708	1340	568	741	1129	1014	790	874	838	536	1237	988	906
WHITE BEAR TWP P-3	940	44	749	377	301	50	409	296	28	-	-	492	235	540	174	300	413	420	269	358	285	204	449	386	327
WHITE BEAR TWP P-5	211	14	130	60	56	12	65	64	1	-	-	80	43	74	45	43	83	61	63	51	63	31	85	71	48
<b>County Totals:</b>	<b>17711</b>	<b>2693</b>	<b>12799</b>	<b>5780</b>	<b>5775</b>	<b>912</b>	<b>6448</b>	<b>5774</b>	<b>320</b>	-	-	<b>8235</b>	<b>4215</b>	<b>8343</b>	<b>3740</b>	<b>4586</b>	<b>7405</b>	<b>6263</b>	<b>5263</b>	<b>5350</b>	<b>5626</b>	<b>3093</b>	<b>8135</b>	<b>6217</b>	<b>5905</b>

<b>Washington</b>																										
BIRCHWOOD VILLAGE CITY	729	33	593	286	261	34	-	-	-	279	298	400	177	408	154	233	313	331	203	284	219	149	364	237	334	
MAHTOMEDI P-2	1614	163	1179	566	497	95	-	-	-	567	574	730	408	851	287	452	649	647	432	556	468	304	760	616	503	
WHITE BR. LK. W-4 P-2	168	12	117	55	48	12	-	-	-	51	62	77	35	77	35	41	66	52	53	45	51	34	70	59	51	
WILLERNIE P-1	323	19	192	66	99	19	-	-	-	68	117	57	126	107	79	48	130	68	105	57	114	36	136	119	56	
<b>County Totals:</b>	<b>2834</b>	<b>227</b>	<b>2081</b>	<b>973</b>	<b>905</b>	<b>160</b>	-	-	-	<b>965</b>	<b>1051</b>	<b>1264</b>	<b>746</b>	<b>1443</b>	<b>555</b>	<b>774</b>	<b>1158</b>	<b>1098</b>	<b>793</b>	<b>942</b>	<b>852</b>	<b>523</b>	<b>1330</b>	<b>1031</b>	<b>944</b>	
<b>District 55A Total</b>	<b>20545</b>	<b>2920</b>	<b>14880</b>	<b>6753</b>	<b>6680</b>	<b>1072</b>	<b>6448</b>	<b>5774</b>	<b>320</b>	<b>965</b>	<b>1051</b>	<b>9499</b>	<b>4961</b>	<b>9786</b>	<b>4295</b>	<b>5360</b>	<b>8563</b>	<b>7361</b>	<b>6056</b>	<b>6292</b>	<b>6478</b>	<b>3616</b>	<b>9465</b>	<b>7248</b>	<b>6849</b>	
<b>% Of Voters</b>			<b>100</b>	<b>45.38</b>	<b>44.89</b>	<b>7.20</b>	<b>43.33</b>	<b>38.80</b>	<b>2.15</b>	<b>6.49</b>	<b>7.06</b>	<b>63.84</b>	<b>33.34</b>	<b>65.77</b>	<b>28.86</b>	<b>36.02</b>	<b>57.55</b>	<b>49.47</b>	<b>40.70</b>	<b>42.28</b>	<b>43.53</b>	<b>24.30</b>	<b>63.61</b>	<b>48.71</b>	<b>46.03</b>	

	VOTER REGISTRATION			U.S. SENATOR		U.S. REP. DISTRICT 4		U.S. REP. DISTRICT 6		STATE REP.	GOVERNOR & LT. GOV.	SECRETARY OF STATE	STATE AUDITOR	STATE TREASURER	ATTORNEY GENERAL	CONST. AMEND. 1									
	Persons registered as of 7:00 a.m. election day	Persons registered on election day	Total number of persons voting	IR ROD GRAMS	DFL ANN WYNIA	IP DEAN M. BARKLEY	IR DENNIS NEWINSKI	DFL BRUCE F. VENTO	GRP DAN R. VACEK	IR TAD JUDE	DFL WILLIAM P. "BILL" LUTHER	IR DAVE RACER	DFL BETTY MC COLLUM	IR ARNE H. CARLSON AND JOANNE E. BENSON	DFL JOHN MARTY AND NANCY LARSON	IR DICK KIMBLER	DFL JOAN ANDERSON GROWE	IR JUDI DUTCHER	DFL DONALD M. MOE	IR JAMES C. (JIM) OLSON	DFL MICHAEL A. McGRATH	IR SHARON ANDERSON	DFL HUBERT H. HUMPHREY III	YES	NO
<b>District 55B</b>																									
<b>County Ramsey</b>	1550	63	1050	437	498	78	519	485	29	-	-	429	568	617	377	334	649	419	504	365	537	189	742	503	481
MAPLEWOOD P- 4	1752	84	1245	589	535	83	727	477	19	-	-	595	604	819	336	460	700	586	535	512	553	267	825	594	571
MAPLEWOOD P- 9	722	32	482	179	248	39	223	236	13	-	-	175	283	290	160	144	308	193	231	153	256	85	335	252	189
MAPLEWOOD P-10	656	23	431	157	240	27	179	241	6	-	-	146	271	263	154	128	291	159	236	134	236	65	330	198	200
MAPLEWOOD P-11	1020	74	658	271	327	46	318	321	9	-	-	251	373	347	268	185	418	250	326	209	345	115	461	320	281
NORTH ST PAUL P-1	1837	93	1195	482	610	60	580	570	35	-	-	421	730	701	414	331	766	454	608	385	638	253	803	644	490
NORTH ST PAUL P-2	1753	102	1013	432	474	68	539	424	27	-	-	414	560	619	339	321	604	412	474	382	473	219	669	544	403
NORTH ST PAUL P-3	1845	95	1149	477	547	90	599	504	26	-	-	446	661	698	396	347	708	474	560	375	593	229	805	609	482

NORTH ST PAUL P-4	1937	66	1364	626	599	100	823	496	31	-	-	613	706	853	409	500	778	652	577	555	608	288	879	680	611
ST PAUL W-5 P- 9	1082	70	644	250	342	35	280	333	18	-	-	259	333	347	251	201	391	257	300	213	323	132	415	320	279
ST PAUL W-6 P- 1	1005	49	728	343	315	48	377	313	26	-	-	354	341	447	229	278	396	324	318	277	325	171	429	320	352
ST PAUL W-6 P- 4	1399	53	943	399	456	66	443	471	17	-	-	397	496	564	318	297	567	399	435	333	460	161	656	480	404
ST PAUL W-6 P- 5	1161	56	801	279	458	46	314	451	19	-	-	278	479	404	346	202	536	245	464	201	474	108	612	463	289
ST PAUL W-6 P- 9	1259	85	759	288	387	61	297	418	28	-	-	291	419	435	273	205	502	284	391	242	413	124	544	396	303
<b>County Totals:</b>	<b>18978</b>	<b>945</b>	<b>12462</b>	<b>5209</b>	<b>6038</b>	<b>847</b>	<b>6218</b>	<b>5740</b>	<b>303</b>	<b>-</b>	<b>-</b>	<b>5069</b>	<b>6824</b>	<b>7404</b>	<b>4270</b>	<b>3933</b>	<b>7614</b>	<b>5108</b>	<b>5959</b>	<b>4336</b>	<b>6234</b>	<b>2406</b>	<b>8505</b>	<b>6323</b>	<b>5335</b>
District 55B Total	18978	945	12462	5209	6038	847	6218	5740	303	-	-	5069	6824	7404	4270	3933	7614	5108	5959	4336	6234	2406	8505	6323	5335
% Of Voters			100	41.80	48.45	6.80	49.90	46.06	2.43	-	-	40.68	54.76	59.41	34.26	31.56	61.10	40.99	47.82	34.79	50.02	19.31	68.25	50.74	42.81
District 55 Total	39523	3865	27342	11962	12718	1919	12666	11514	623	965	1051	-	-	17190	8565	9293	16177	12469	12015	10628	12712	6022	17970	13571	12184
% Of Voters			100	43.75	46.51	7.02	46.32	42.11	2.28	3.53	3.84	-	-	62.87	31.33	33.99	59.17	45.60	43.94	38.87	46.49	22.02	65.72	49.63	44.56

	VOTER REGISTRATION			U.S. SENATOR			U.S. REP. DISTRICT 6			STATE REP.	GOVERNOR & LT. GOV.	SECRETARY OF STATE	STATE AUDITOR	STATE TREASURER	ATTORNEY GENERAL	CONST. AMEND. 1									
	Persons registered as of 7:00 a.m. election day	Persons registered on election day	Total number of persons voting	IR ROD GRAMS	DFL ANN WYNIA	IP DEAN M. BARKLEY	IR TAD JUDE	DFL WILLIAM P. "BILL" LUTHER	IR MARK HOLSTEN	DFL JAN KOHOUT	IR ARNE H. CARLSON AND JOANNE E. BENSON	DFL JOHN MARTY AND NANCY LARSON	IR DICK KIMBLER	DFL JOAN ANDERSON GROWE	IR JUDI DUTCHER	DFL DONALD M. MOE	IR JAMES C. (JIM) OLSON	DFL MICHAEL A. McGRATH	IR SHARON ANDERSON	DFL HUBERT H. HUMPHREY III	YES	NO			
District 56A																									
County																									
Washington																									
BAYPORT	1207	80	880	455	343	60	433	422	538	325	593	234	318	497	430	366	384	399	218	573	419	422			
BAYTOWN TWP	747	55	602	308	246	37	285	301	376	212	413	155	230	344	316	215	283	232	179	360	325	249			
DELLWOOD	689	43	556	390	134	25	376	164	446	93	481	54	340	190	420	108	383	108	220	248	257	262			
GRANT TWP. P-1	1253	81	920	491	353	52	452	428	583	310	643	216	391	465	500	319	426	338	252	521	483	400			
GRANT TWP. P-2	1467	85	1090	621	379	62	603	445	701	338	793	211	523	488	644	327	597	318	380	563	553	470			
"HUGO W-3, P-2"	601	30	464	260	160	37	257	191	301	145	336	100	197	242	272	149	225	174	143	262	250	195			
MAHTOMEDI P-1	2112	113	1504	669	693	104	656	803	808	642	1010	426	523	882	764	573	650	618	381	924	770	651			
OAK PARK HEIGHTS P-1A	1196	96	790	351	377	52	334	432	416	339	474	278	252	488	362	348	303	394	181	528	382	351			
OAK PARK HEIGHTS P-1B	854	59	585	256	254	51	255	317	334	242	392	158	171	380	273	242	238	268	129	412	335	215			
STILLWATER W-1	2207	149	1548	634	773	110	627	886	822	685	978	478	480	976	692	669	574	720	363	1013	690	800			
STILLWATER W-2	2035	136	1376	583	682	93	547	783	744	597	899	418	442	844	618	578	534	626	292	932	609	719			
STILLWATER W-3	2570	203	1968	987	801	141	929	968	1267	648	1434	449	725	1127	1060	702	911	743	536	1218	935	969			
STILLWATER W-4	2492	202	1870	933	773	123	910	908	1151	677	1313	459	747	1026	1010	690	860	757	485	1193	878	942			
STILLWATER TWP.	1677	108	1276	655	504	89	623	617	810	429	935	272	499	685	710	419	602	468	349	746	620	609			
<b>County Totals:</b>	<b>21107</b>	<b>1440</b>	<b>15429</b>	<b>7593</b>	<b>6472</b>	<b>1036</b>	<b>7287</b>	<b>7665</b>	<b>9297</b>	<b>5682</b>	<b>10694</b>	<b>3908</b>	<b>5838</b>	<b>8634</b>	<b>8071</b>	<b>5705</b>	<b>6970</b>	<b>6163</b>	<b>4108</b>	<b>9493</b>	<b>7506</b>	<b>7254</b>			
District 56A Total	21107	1440	15429	7593	6472	1036	7287	7665	9297	5682	10694	3908	5838	8634	8071	5705	6970	6163	4108	9493	7506	7254			
% Of Voters			100	49.21	41.95	6.71	47.23	49.68	60.26	36.83	69.31	25.33	37.84	55.96	52.31	36.98	45.17	39.94	26.63	61.53	48.65	47.02			

**District 56B  
County  
Washington**

	VOTER REGISTRATION			U.S. SENATOR			U.S. REP. DISTRICT 6			STATE REP.		GOVERNOR & LT. GOV.		SECRETARY OF STATE		STATE AUDITOR		STATE TREASURER		ATTORNEY GENERAL		CONST. AMEND. 1	
	Persons registered as of 7:00 a.m. election day	Persons registered on election day	Total number of persons voting	IR ROD GRAMS	DFL ANN WYNIA	IP DEAN M. BARKLEY	IR TAD JUDE	DFL WILLIAM P. "BILL" LUTHER	IR PEG LARSEN	DFL PAMELA NEARY	IR ARNE H. CARLSON AND JOANNE E. BENSON	DFL JOHN MARTY AND NANCY LARSON	IR DICK KIMBLER	DFL JOAN ANDERSON GROWE	IR JUDI DUTCHER	DFL DONALD M. MOE	IR JAMES C. (JIM) OLSON	DFL MICHAEL A. MCGRATH	IR SHARON ANDERSON	DFL HUBERT H. HUMPHREY III	YES	NO	
AFTON W-1	557	24	424	203	179	32	196	209	228	185	312	87	160	236	226	157	195	164	120	237	180	221	
AFTON W-2	458	26	377	203	129	39	203	165	228	141	277	65	166	177	214	124	183	125	113	200	182	175	
AFTON W-3	464	31	330	155	141	26	148	172	172	150	229	86	120	186	165	121	154	120	100	190	151	164	
AFTON W-4	523	24	412	179	193	31	174	225	205	201	299	92	147	241	202	154	168	170	101	255	178	213	
DENMARK TWP	877	60	602	323	227	39	316	271	314	274	440	137	244	317	292	239	293	207	163	364	309	259	
HASTINGS W-1 P-2	5	0	3	2	1	0	2	1	1	2	0	2	0	2	0	2	0	2	0	2	0	2	
LAKE ELMO P-1	1831	77	1122	542	481	73	529	562	554	529	753	312	445	607	538	482	490	463	290	705	551	500	
LAKE ELMO P-2	1946	102	1410	770	526	93	773	604	773	590	1079	262	603	727	807	486	740	468	393	831	655	673	
LAKELAND	1272	63	911	441	388	57	417	457	547	350	608	243	336	522	447	371	385	392	237	553	427	448	
LAKELAND SHORES	178	24	164	78	74	10	77	80	90	62	116	41	52	86	84	60	69	69	35	97	74	90	
LAKE ST. CROIX BEACH	799	56	536	225	259	41	206	311	250	270	324	189	151	346	218	264	204	272	121	366	298	208	
OAKDALE P-4	2608	270	1798	861	756	142	838	900	799	922	1243	460	639	1030	877	718	712	774	442	1119	936	759	
OAKDALE P-5	2194	121	1319	561	615	112	589	678	562	693	851	415	426	788	583	585	499	619	301	874	718	511	
OAKDALE P-6	2634	176	1881	870	838	127	829	991	835	966	1260	542	606	1148	893	797	761	841	438	1266	955	819	
PINE SPRINGS	296	7	217	127	77	11	116	94	122	87	159	46	88	106	125	67	116	62	62	124	95	114	
ST. MARYS POINT	255	10	195	82	87	20	76	113	85	108	120	64	58	122	91	79	66	98	41	127	101	94	
WEST LAKELAND TWP.	1542	129	1177	618	439	101	595	537	724	423	861	263	457	653	676	379	589	407	342	710	570	547	
WOODBURY P-3	4266	620	3495	1943	1268	217	1886	1458	1921	1378	2781	580	1501	1732	2079	1001	1851	1063	1069	2006	1624	1684	
WOODBURY P-5	3261	290	2529	1344	1002	126	1323	1115	1367	1060	1921	526	1023	1332	1452	813	1268	862	713	1524	1132	1306	
<b>County Totals:</b>	<b>25966</b>	<b>2110</b>	<b>18902</b>	<b>9527</b>	<b>7680</b>	<b>1297</b>	<b>9293</b>	<b>8943</b>	<b>9777</b>	<b>8391</b>	<b>13633</b>	<b>4412</b>	<b>7222</b>	<b>10358</b>	<b>9969</b>	<b>6899</b>	<b>8744</b>	<b>7178</b>	<b>5081</b>	<b>11550</b>	<b>9137</b>	<b>8787</b>	
District 56B Total	25966	2110	18902	9527	7680	1297	9293	8943	9777	8391	13633	4412	7222	10358	9969	6899	8744	7178	5081	11550	9137	8787	
% Of Voters			100	50.40	40.63	6.86	49.16	47.31	51.72	44.39	72.12	23.34	38.21	54.80	52.74	36.50	46.26	37.97	26.88	61.10	48.34	46.49	
District 56 Total	47073	3550	34331	17120	14152	2333	16580	16608	-	-	24327	18992	13060	18992	18040	12604	15714	13341	9189	21043	16643	16041	
% Of Voters			100	49.87	41.22	6.80	48.29	48.38	-	-	70.86	83.20	38.04	55.32	52.55	36.71	45.77	38.86	26.79	61.29	48.48	46.72	

**(57A)  
District 57A  
County  
Ramsey**

	VOTER REGISTRATION			U.S. SENATOR			U.S. REP. DISTRICT 4		DISTRICT 6		STATE REP.		GOVERNOR & LT. GOV.		SECRETARY OF STATE		STATE AUDITOR		STATE TREASURER		ATTORNEY GENERAL		CONST. AMEND. 1		
	Persons registered as of 7:00 a.m. election day	Persons registered on election day	Total number of persons voting	IR ROD GRAMS	DFL ANN WYNIA	IP DEAN M. BARKLEY	IR DENNIS NEWINSKI	DFL BRUCE F. VENTO	GRP DAN R. VACEK	IR TAD JUDE	DFL WILLIAM P. "BILL" LUTHER	IR DAVID K. MEIER	DFL WALTER E. PERLT	IR ARNE H. CARLSON AND JOANNE E. BENSON	DFL JOHN MARTY AND NANCY LARSON	IR DICK KIMBLER	DFL JOAN ANDERSON GROWE	IR JUDI DUTCHER	DFL DONALD M. MOE	IR JAMES C. (JIM) OLSON	DFL MICHAEL A. MCGRATH	IR SHARON ANDERSON	DFL HUBERT H. HUMPHREY III	YES	NO
MAPLEWOOD P-12	1722	109	1190	481	581	91	524	608	31			437	662	703	414	372	737	499	574	421	602	240	817	651	485
MAPLEWOOD P-13	1207	75	697	271	345	53	248	411	18			205	427	407	248	189	452	232	387	214	393	139	495	404	254
MAPLEWOOD P-14	763	34	533	217	257	43	236	279	10			200	296	337	160	185	310	235	239	215	235	119	343	261	242



508

(57B)

MAPLEWOOD P-15	1615	123	1211	568	552	67	587	566	34	-	-	566	557	838	315	433	688	610	486	539	516	274	791	569	586
MAPLEWOOD P-16	1212	75	873	442	358	64	470	370	13	-	-	385	448	631	199	334	492	467	335	389	354	225	550	459	371
<b>County Totals:</b>	<b>6519</b>	<b>416</b>	<b>4504</b>	<b>1979</b>	<b>2093</b>	<b>318</b>	<b>2065</b>	<b>2234</b>	<b>106</b>	<b>-</b>	<b>-</b>	<b>1793</b>	<b>2390</b>	<b>2916</b>	<b>1336</b>	<b>1513</b>	<b>2679</b>	<b>2043</b>	<b>2021</b>	<b>1778</b>	<b>2100</b>	<b>997</b>	<b>2996</b>	<b>2344</b>	<b>1938</b>

<b>Washington</b>																										
LANDFALL	272	36	163	55	91	8	-	-	-	55	101	41	99	69	75	32	100	35	93	34	90	31	107	95	55	
OAKDALE P-1	1511	65	912	377	458	58	-	-	-	373	517	315	552	526	317	259	595	365	489	307	495	181	627	476	380	
OAKDALE P-2	1497	116	880	394	429	39	-	-	-	383	468	348	475	535	305	307	508	397	394	333	422	185	597	458	361	
OAKDALE P-3	2405	211	1551	658	739	125	-	-	-	652	852	597	874	967	504	492	945	685	719	607	731	365	1040	840	628	
WOODBURY P-1	2779	219	1705	749	792	114	-	-	-	726	912	621	1004	1112	411	581	1003	810	709	692	759	408	1126	791	841	
WOODBURY P-2	3001	230	2026	998	848	116	-	-	-	998	935	944	971	1446	469	774	1106	1079	726	934	760	539	1224	923	1003	
WOODBURY P-4	1409	143	1114	557	466	70	-	-	-	561	518	510	534	835	240	431	603	600	385	516	420	320	693	509	553	
WOODBURY P-6	2754	177	2015	962	896	109	-	-	-	907	1046	836	1065	1364	550	686	1178	978	803	859	840	499	1273	978	925	
<b>County Totals:</b>	<b>15628</b>	<b>1197</b>	<b>10366</b>	<b>4750</b>	<b>4719</b>	<b>639</b>	<b>-</b>	<b>-</b>	<b>-</b>	<b>4655</b>	<b>5349</b>	<b>4212</b>	<b>5574</b>	<b>6854</b>	<b>2951</b>	<b>3562</b>	<b>6038</b>	<b>4949</b>	<b>4298</b>	<b>4282</b>	<b>4517</b>	<b>2528</b>	<b>6687</b>	<b>5076</b>	<b>4746</b>	
District 57A Total	22147	1613	14870	6729	6812	957	2065	2234	106	4655	5349	6055	7964	9770	4287	5075	8717	6992	6319	6060	6617	3525	9683	7420	6684	
% Of Voters			100	45.25	45.81	6.44	13.89	15.02	0.71	31.30	35.97	40.72	53.56	65.70	28.83	34.13	58.62	47.02	42.49	40.75	44.50	23.71	65.12	49.90	44.95	

VOTER REGISTRATION	U.S. SENATOR	U.S. REP. DISTRICT 4	U.S. REP. DISTRICT 6	STATE REP.	GOVERNOR & LT. GOV.	SECRETARY OF STATE	STATE AUDITOR	STATE TREASURER	ATTORNEY GENERAL	CONST. AMEND. 1
--------------------	--------------	----------------------	----------------------	------------	---------------------	--------------------	---------------	-----------------	------------------	-----------------

	Persons registered as of 7:00 a.m. election day	Persons registered on election day	Total number of persons voting	IR ROD GRAMS	DEL ANNY WYNIA	IP DEAN M. BARKLEY	IR DENNIS NEWINSKI	DEL BRUCE F. VENTO	GRP DAN R. VACEK	IR TAD JUDE	DEL WILLIAM P. "BILL" LUTHER	IR GARY GOTTFRIED	DEL SHARON MARKO	IR ARNE H. CARLSON AND DEL JOANNE E. BENSON	DEL JOHN MARTY AND NANCY LARSON	IR DICK KIMBLER	DEL JOAN ANDERSON GROVE	IR JUDI DUTCHER	DEL DONALD M. MOE	IR JAMES C. (JIM) OLSON	DEL MICHAEL A. McGRATH	IR SHARON ANDERSON	DEL HUBERT H. HUMPHREY III	YES	NO	
District 57B																										
County																										
Washington																										
COTTAGE GROVE P- 1	779	47	576	301	217	43	-	-	-	296	256	291	254	385	157	233	297	307	199	272	200	187	314	304	253	
COTTAGE GROVE P- 2	1494	115	1146	429	591	87	-	-	-	425	676	356	738	619	453	310	744	423	590	376	590	247	783	615	493	
COTTAGE GROVE P- 3	1453	57	1024	392	530	73	-	-	-	389	609	329	668	576	403	252	706	355	576	306	593	200	734	544	432	
COTTAGE GROVE P- 4	1439	48	931	421	398	88	-	-	-	398	502	399	496	574	291	312	542	416	397	357	422	226	599	481	409	
COTTAGE GROVE P- 5	1405	100	900	365	456	58	-	-	-	327	549	307	561	512	342	250	582	359	447	310	469	177	639	464	405	
COTTAGE GROVE P- 6	1501	77	1010	452	452	73	-	-	-	441	533	378	581	661	292	299	639	480	415	386	447	209	687	532	440	
COTTAGE GROVE P- 7	1272	70	835	367	384	50	-	-	-	373	431	350	449	535	241	267	513	369	384	327	384	211	532	439	373	
COTTAGE GROVE P- 8	1124	122	725	340	314	52	-	-	-	332	358	310	373	508	186	248	417	337	295	306	300	176	462	397	315	
COTTAGE GROVE P- 9	1344	68	909	410	424	59	-	-	-	385	488	368	501	593	267	299	545	413	405	364	410	228	588	530	346	
COTTAGE GROVE P-10	958	77	723	321	327	58	-	-	-	309	383	299	379	506	186	230	433	333	306	283	328	167	492	401	301	
COTTAGE GROVE P-11	1211	166	959	437	407	83	-	-	-	413	516	403	517	628	270	304	585	474	393	408	428	230	633	520	395	
COTTAGE GROVE P-12	821	79	616	279	277	47	-	-	-	265	329	266	327	396	188	189	371	274	274	234	231	295	154	404	348	241
GREY CLOUD ISLAND TWP.	233	14	163	72	70	13	-	-	-	72	86	65	91	107	45	56	91	66	71	65	64	40	99	76	77	
NEWPORT P-1	628	36	403	133	217	36	-	-	-	131	253	105	284	199	163	110	255	142	207	120	205	90	261	218	163	
NEWPORT P-2	1454	71	857	368	411	55	-	-	-	348	491	276	560	496	314	261	522	328	450	233	446	201	583	467	352	
ST. PAUL PARK P-1	1245	58	694	275	342	56	-	-	-	254	428	217	457	377	274	173	477	257	381	225	391	145	494	388	278	
ST. PAUL PARK P-2	662	29	423	185	200	20	-	-	-	165	243	159	259	235	162	119	279	153	229	146	234	92	299	208	194	
ST. PAUL PARK P-3	1082	32	744	299	381	53	-	-	-	270	454	248	468	415	268	200	498	272	397	258	387	153	519	418	294	
<b>County Totals:</b>	<b>20105</b>	<b>1266</b>	<b>13638</b>	<b>5846</b>	<b>6398</b>	<b>1004</b>	<b>-</b>	<b>-</b>	<b>-</b>	<b>5593</b>	<b>7585</b>	<b>5126</b>	<b>7963</b>	<b>8322</b>	<b>4502</b>	<b>4112</b>	<b>8496</b>	<b>5758</b>	<b>6416</b>	<b>5033</b>	<b>6593</b>	<b>3133</b>	<b>9122</b>	<b>7350</b>	<b>5761</b>	
District 57B Total	20105	1266	13638	5846	6398	1004	-	-	-	5593	7585	5126	7963	8322	4502	4112	8496	5758	6416	5033	6593	3133	9122	7350	5761	
% Of Voters			100	42.87	46.91	7.36	-	-	-	41.01	55.62	37.59	58.39	61.02	33.01	30.15	62.30	42.22	47.05	36.90	48.34	22.97	66.89	53.89	42.24	
District 57 Total	42252	2879	28508	12575	13210	1961	2065	2234	106	10248	12934	-	-	18092	8789	9187	17213	12750	12735	11093	13210	6658	18805	14770	12445	
% Of Voters			100	44.11	46.34	6.88	7.24	7.84	0.37	35.95	45.37	-	-	63.46	30.83	32.23	60.38	44.72	44.67	38.91	46.34	23.35	65.96	51.81	43.65	

	VOTER REGISTRATION			U.S. SENATOR			U.S. REP. DISTRICT 5			STATE REP.			GOVERNOR & LT. GOV.			SECRETARY OF STATE			STATE AUDITOR			STATE TREASURER			ATTORNEY GENERAL			CONST. AMEND. 1	
	Persons registered as of 7:00 a.m. election day	Persons registered on election day	Total number of persons voting	IR	DFL	IP	IR	DFL	IP	IR	DFL	IND	IR	DFL	IND	IR	DFL	IR	DFL	IR	DFL	IR	DFL	IR	DFL	IR	DFL	YES	NO
<b>District 58A</b>																													
<b>County</b>																													
<b>Hennepin</b>																													
MINNEAPOLIS W- 3 P- 7	1833	69	885	287	504	59	275	556				195	435	224	418	401	215	579	278	479	237	493	178	611		463	336		
MINNEAPOLIS W- 4 P- 1	1732	68	1050	373	577	83	330	668				219	568	237	535	471	263	694	426	504	311	588	192	771		534	427		
MINNEAPOLIS W- 4 P- 2	1294	53	763	275	411	49	230	485				180	390	165	366	343	180	511	263	411	211	440	130	549		406	279		
MINNEAPOLIS W- 4 P- 3	1106	51	637	210	355	49	210	392				176	328	111	293	295	176	411	229	319	192	342	126	441		306	259		
MINNEAPOLIS W- 4 P- 4	1803	84	1174	450	621	70	464	635				319	544	270	648	440	338	730	474	544	365	577	230	790		550	531		
MINNEAPOLIS W- 4 P- 5	968	45	574	210	303	42	194	336				152	290	111	278	254	155	358	228	260	165	302	106	399		302	213		
MINNEAPOLIS W- 4 P- 6	1332	71	783	249	448	52	242	505				166	430	161	368	355	181	518	247	431	205	442	130	560		405	298		
MINNEAPOLIS W- 4 P- 7	1391	73	886	352	455	53	354	480				287	386	181	472	349	279	538	386	385	307	422	204	557		365	446		
MINNEAPOLIS W- 4 P- 8	968	47	546	175	308	40	174	341				153	256	122	256	240	129	369	189	281	165	302	98	389		274	248		
MINNEAPOLIS W- 4 P- 9	1817	81	973	335	540	62	360	572				256	421	266	478	418	241	642	351	465	283	509	203	643		473	405		
MINNEAPOLIS W- 4 P-10	1880	75	974	305	573	59	330	592				215	426	305	448	442	228	654	313	531	249	547	186	669		491	377		
MINNEAPOLIS W- 4 P-11	906	40	468	151	262	40	133	302				120	241	92	232	206	114	312	155	252	134	254	73	341		219	190		
MINNEAPOLIS W- 5 P- 1	391	15	194	43	133	13	40	136				31	103	48	77	104	25	150	50	111	31	127	19	148		91	88		
<b>County Totals:</b>	<b>17421</b>	<b>772</b>	<b>9907</b>	<b>3415</b>	<b>5490</b>	<b>671</b>	<b>3336</b>	<b>6000</b>				<b>2469</b>	<b>4818</b>	<b>2293</b>	<b>4870</b>	<b>4318</b>	<b>2524</b>	<b>6466</b>	<b>3589</b>	<b>4973</b>	<b>2855</b>	<b>5345</b>	<b>1875</b>	<b>6868</b>		<b>4879</b>	<b>4097</b>		
<b>District 58A Total</b>	<b>17421</b>	<b>772</b>	<b>9907</b>	<b>3415</b>	<b>5490</b>	<b>671</b>	<b>3336</b>	<b>6000</b>				<b>2469</b>	<b>4818</b>	<b>2293</b>	<b>4870</b>	<b>4318</b>	<b>2524</b>	<b>6466</b>	<b>3589</b>	<b>4973</b>	<b>2855</b>	<b>5345</b>	<b>1875</b>	<b>6868</b>		<b>4879</b>	<b>4097</b>		
<b>% Of Voters</b>		<b>100</b>		<b>34.47</b>	<b>55.42</b>	<b>6.77</b>	<b>33.67</b>	<b>60.56</b>				<b>24.92</b>	<b>48.63</b>	<b>23.15</b>	<b>49.16</b>	<b>43.59</b>	<b>25.48</b>	<b>65.27</b>	<b>36.23</b>	<b>50.20</b>	<b>28.82</b>	<b>53.95</b>	<b>18.93</b>	<b>69.32</b>		<b>49.25</b>	<b>41.35</b>		

	VOTER REGISTRATION			U.S. SENATOR			U.S. REP. DISTRICT 5			STATE REP.			GOVERNOR & LT. GOV.			SECRETARY OF STATE			STATE AUDITOR			STATE TREASURER			ATTORNEY GENERAL			CONST. AMEND. 1	
	Persons registered as of 7:00 a.m. election day	Persons registered on election day	Total number of persons voting	IR	DFL	IP	IR	DFL	IP	IR	DFL	IND	IR	DFL	IND	IR	DFL	IR	DFL	IR	DFL	IR	DFL	IR	DFL	IR	DFL	YES	NO
<b>District 58B</b>																													
<b>County</b>																													
<b>Hennepin</b>																													
MINNEAPOLIS W- 3 P- 8	1146	57	449	129	279	18	141	279				113	303		166	245	96	301	120	264	106	271	65	327		240	174		
MINNEAPOLIS W- 3 P- 9	1028	24	386	128	229	21	109	247				41	240		159	198	85	265	109	211	91	221	65	270		183	144		
MINNEAPOLIS W- 3 P-10	571	22	203	47	133	14	47	138				41	139		87	100	35	136	40	129	38	124	31	154		180	67		
MINNEAPOLIS W- 3 P-11	1282	46	427	161	238	12	158	246				133	258		182	183	127	259	155	217	114	230	85	266		180	199		
MINNEAPOLIS W- 5 P- 2	1560	43	610	95	483	18	144	422				84	481		165	410	58	491	101	407	78	417	67	483		289	219		
MINNEAPOLIS W- 5 P- 3	1351	27	478	77	365	8	125	315				72	363		126	307	58	364	83	309	57	325	59	359		234	156		
MINNEAPOLIS W- 5 P- 4	749	24	287	57	212	11	80	188				50	220		94	171	44	211	60	177	47	187	46	207		154	106		
MINNEAPOLIS W- 5 P- 5	485	23	250	23	214	7	47	187				25	203		89	143	23	205	39	176	27	177	18	211		127	79		
MINNEAPOLIS W- 5 P- 6	1295	17	547	50	480	5	136	375				51	467		130	385	30	466	63	396	41	405	41	451		244	216		
MINNEAPOLIS W- 5 P- 7	868	26	182	21	153	1	55	111				21	139		62	110	11	150	26	115	17	124	19	139		74	73		
MINNEAPOLIS W- 5 P- 9	1429	54	495	81	381	14	121	348				90	367		179	278	70	363	110	287	86	310	52	371		231	189		

605 (885)

MINNEAPOLIS W- 5 P-10	493	45	241	52	179	4	46	176	42	168	79	145	25	177	40	147	32	152	28	182	123	61
County Totals:	12237	408	4555	921	3346	133	1209	3032	829	3348	1518	2675	662	3388	946	2835	734	2943	576	3420	2186	1683
District 58B Total	12237	408	4555	921	3346	133	1209	3032	829	3348	1518	2675	662	3388	946	2835	734	2943	576	3420	2186	1683
% Of Voters		100		20.22	73.46	2.92	26.54	66.56	18.20	73.50	33.33	58.73	14.53	74.38	20.77	62.24	16.11	64.61	12.65	75.08	47.99	36.95
District 58 Total	29658	1180	14462	4336	8836	804	4545	9032	-	-	6388	6993	3186	9854	4535	7808	3589	8288	2451	10288	7065	5780
% Of Voters		100		29.98	61.10	5.56	31.43	62.45	-	-	44.17	48.35	22.03	68.14	31.36	53.99	24.82	57.31	16.95	71.14	48.85	39.97

VOTER REGISTRATION	U.S. SENATOR	U.S. REP. DISTRICT 5	STATE REP.	GOVERNOR & LT. GOV.	SECRETARY OF STATE	STATE AUDITOR	STATE TREASURER	ATTORNEY GENERAL	CONST. AMEND. 1
--------------------	--------------	----------------------	------------	---------------------	--------------------	---------------	-----------------	------------------	-----------------

District 59A  
County  
Hennepin

	Persons registered as of 7:00 a.m. election day	Persons registered on election day	Total number of persons voting	IR ROD GRAMS	DFL ANN WYNIA	IP DEAN M. BARKLEY	IR DOROTHY LEGRAND	DFL MARTIN OLAV SABO	IR GERRY MACHOWICZ	DFL JOHN SARNA	IR ARNE H. CARLSON AND JOANNE E. BENSON	DFL JOHN MARTY AND NANCY LARSON	IR DICK KIMBLER	DFL JOAN ANDERSON GROWE	IR JUDI DUTCHER	DFL DONALD M. MOE	IR JAMES C. (JIM) OLSON	DFL MICHAEL A. McGRATH	IR SHARON ANDERSON	DFL HUBERT H. HUMPHREY III	YES	NO
MINNEAPOLIS W- 1 P- 1	1779	110	1049	355	581	62	337	636	326	651	487	449	252	663	374	496	274	548	205	669	497	435
MINNEAPOLIS W- 1 P- 2	2088	104	1484	483	856	109	462	945	474	943	728	671	372	983	551	733	407	820	254	1050	756	598
MINNEAPOLIS W- 1 P- 3	1814	103	1298	471	694	89	450	762	460	773	685	524	367	794	504	564	390	636	257	842	647	511
MINNEAPOLIS W- 1 P- 4	1665	115	1126	388	610	89	362	686	403	638	592	432	287	697	422	505	328	543	208	747	517	475
MINNEAPOLIS W- 1 P- 5	1732	95	1135	383	607	89	381	684	388	676	610	441	291	722	441	500	340	549	209	754	524	495
MINNEAPOLIS W- 1 P- 6	2222	139	1281	373	776	79	387	809	426	753	578	582	285	860	403	677	322	720	204	897	657	491
MINNEAPOLIS W- 1 P-10	1288	78	760	199	471	54	191	515	204	504	314	374	133	529	202	424	146	439	106	547	378	276
MINNEAPOLIS W- 3 P- 1	947	49	598	186	372	27	189	383	187	392	290	282	118	434	194	333	137	375	88	452	311	233
MINNEAPOLIS W- 3 P- 2	1372	79	848	283	488	54	253	547	261	544	382	408	198	585	269	478	209	514	145	606	495	243
MINNEAPOLIS W- 3 P- 3	1677	86	908	270	539	60	271	585	285	563	412	398	198	579	290	444	208	487	161	608	508	308
MINNEAPOLIS W- 3 P- 4	1427	102	741	253	414	46	204	497	238	464	307	378	164	483	245	389	172	426	136	500	375	276
MINNEAPOLIS W- 3 P- 5	1284	120	758	229	442	50	200	499	223	472	310	378	178	460	229	359	182	389	127	496	360	290
County Totals:	19295	1180	11986	3873	6850	808	3687	7548	3875	7373	5695	5317	2843	7789	4124	5902	3115	6446	2100	8168	6025	4631
District 59A Total	19295	1180	11986	3873	6850	808	3687	7548	3875	7373	5695	5317	2843	7789	4124	5902	3115	6446	2100	8168	6025	4631
% Of Voters		100		32.31	57.15	6.74	30.76	62.97	32.33	61.51	47.51	44.36	23.72	64.98	34.41	49.24	25.99	53.78	17.52	68.15	50.27	38.64

VOTER REGISTRATION	U.S. SENATOR	U.S. REP. DISTRICT 5	STATE REP.	GOVERNOR & LT. GOV.	SECRETARY OF STATE	STATE AUDITOR	STATE TREASURER	ATTORNEY GENERAL	CONST. AMEND. 1
--------------------	--------------	----------------------	------------	---------------------	--------------------	---------------	-----------------	------------------	-----------------

District 59B  
County  
Hennepin

	Persons registered as of 7:00 a.m. election day	Persons registered on election day	Total number of persons voting	IR ROD GRAMS	DFL ANN WYNIA	IP DEAN M. BARKLEY	IR DOROTHY LEGRAND	DFL MARTIN OLAV SABO	IR DOUGLAS NEMEC	DFL PHYLLIS KAHN	IR ARNE H. CARLSON AND JOANNE E. BENSON	DFL JOHN MARTY AND NANCY LARSON	IR DICK KIMBLER	DFL JOAN ANDERSON GROWE	IR JUDI DUTCHER	DFL DONALD M. MOE	IR JAMES C. (JIM) OLSON	DFL MICHAEL A. McGRATH	IR SHARON ANDERSON	DFL HUBERT H. HUMPHREY III	YES	NO
MINNEAPOLIS W- 1 P- 7	1982	231	1120	268	746	64	301	749	320	715	429	585	223	726	324	568	242	590	173	726	477	558
MINNEAPOLIS W- 1 P- 8	775	69	428	139	235	25	137	251	139	242	204	171	98	264	137	194	108	193	96	257	224	154
MINNEAPOLIS W- 1 P- 9	1289	93	772	212	478	46	207	518	218	488	342	366	153	508	218	417	158	435	132	527	379	263
MINNEAPOLIS W- 2 P- 1	1615	228	740	161	505	39	193	489	191	491	288	386	127	478	203	362	148	375	105	473	288	365

MINNEAPOLIS W-2 P-2	2224	325	788	244	451	46	267	450	272	437	328	358	213	408	257	332	224	324	183	418	336	356
MINNEAPOLIS W-2 P-3	1407	182	779	205	502	35	232	494	237	464	312	378	164	483	215	394	177	391	124	491	325	353
MINNEAPOLIS W-2 P-4	2588	516	885	309	473	58	343	419	363	406	420	373	257	443	327	321	296	324	210	485	385	381
MINNEAPOLIS W-2 P-5	1304	105	843	121	662	34	141	649	141	646	245	535	91	648	150	521	111	530	71	641	255	504
MINNEAPOLIS W-2 P-6	1100	121	750	100	592	29	140	573	138	551	236	468	89	582	156	455	106	469	93	555	239	433
MINNEAPOLIS W-2 P-7	34	4	19	3	11	0	5	12	4	11	6	10	2	11	3	9	3	6	2	9	9	10
MINNEAPOLIS W-2 P-8	707	97	369	105	236	13	133	213	131	216	174	155	99	226	136	177	114	174	81	246	158	180
MINNEAPOLIS W-3 P-6	173	15	123	23	91	8	36	83	29	90	62	59	15	100	38	68	25	73	22	90	54	66
MINNEAPOLIS W-5 P-8	452	49	240	41	187	4	59	168	52	177	97	122	46	176	58	144	53	138	38	166	102	121
MINNEAPOLIS W-5 P-12	1947	209	1017	256	699	40	292	677	270	667	437	512	212	706	308	553	253	584	177	693	463	462
MINNEAPOLIS W-5 P-13	597	53	347	145	185	13	139	184	126	178	187	135	102	210	140	161	103	168	70	222	162	138
MINNEAPOLIS W-7 P-6	1453	125	967	305	587	54	368	562	319	592	563	364	256	659	381	488	304	521	192	667	495	379
<b>County Totals:</b>	<b>19647</b>	<b>2422</b>	<b>10187</b>	<b>2637</b>	<b>6640</b>	<b>508</b>	<b>2993</b>	<b>6491</b>	<b>2950</b>	<b>6371</b>	<b>4330</b>	<b>4977</b>	<b>2149</b>	<b>6628</b>	<b>3051</b>	<b>5164</b>	<b>2425</b>	<b>5295</b>	<b>1769</b>	<b>6666</b>	<b>4351</b>	<b>4733</b>
<b>District 59B Total</b>	<b>19647</b>	<b>2422</b>	<b>10187</b>	<b>2637</b>	<b>6640</b>	<b>508</b>	<b>2993</b>	<b>6491</b>	<b>2950</b>	<b>6371</b>	<b>4330</b>	<b>4977</b>	<b>2149</b>	<b>6628</b>	<b>3051</b>	<b>5164</b>	<b>2425</b>	<b>5295</b>	<b>1769</b>	<b>6666</b>	<b>4351</b>	<b>4733</b>
<b>% Of Voters</b>			<b>100</b>	<b>25.89</b>	<b>65.18</b>	<b>4.99</b>	<b>29.38</b>	<b>63.72</b>	<b>28.96</b>	<b>62.54</b>	<b>42.51</b>	<b>48.86</b>	<b>21.10</b>	<b>65.06</b>	<b>29.95</b>	<b>50.69</b>	<b>23.80</b>	<b>51.98</b>	<b>17.37</b>	<b>65.44</b>	<b>42.71</b>	<b>46.46</b>
<b>District 59 Total</b>	<b>38942</b>	<b>3602</b>	<b>22173</b>	<b>6510</b>	<b>13490</b>	<b>1316</b>	<b>6680</b>	<b>14039</b>	<b>-</b>	<b>-</b>	<b>10025</b>	<b>10294</b>	<b>4992</b>	<b>14417</b>	<b>7175</b>	<b>11066</b>	<b>5540</b>	<b>11741</b>	<b>3869</b>	<b>14834</b>	<b>10376</b>	<b>9354</b>
<b>% Of Voters</b>			<b>100</b>	<b>29.36</b>	<b>60.84</b>	<b>5.94</b>	<b>30.13</b>	<b>63.32</b>	<b>-</b>	<b>-</b>	<b>45.21</b>	<b>46.43</b>	<b>22.51</b>	<b>65.02</b>	<b>32.36</b>	<b>49.91</b>	<b>24.99</b>	<b>52.95</b>	<b>17.45</b>	<b>66.90</b>	<b>46.80</b>	<b>42.23</b>

	VOTER REGISTRATION			U.S. SENATOR			U.S. REP. DISTRICT 5			STATE REP.		GOVERNOR & LT. GOV.		SECRETARY OF STATE		STATE AUDITOR		STATE TREASURER		ATTORNEY GENERAL		CONST. AMEND. 1		
District 60A	Persons registered as of 7:00 a.m. election day	Persons registered on election day	Total number of persons voting	IR ROD GRAMS	DFL ANN WYNIA	IP DEAN M. BARKLEY	IR DOROTHY LEGRAND	DFL MARTIN OLAV SABO	DFL DEE LONG	IND BETSEY WHITBECK	IR ARNE H. CARLSON AND JOANNE E. BENSON	DFL JOHN MARTY AND NANCY LARSON	IR DICK KIMBLER	DFL JOAN ANDERSON GROWE	IR JUDI DUTCHER	DFL DONALD M. MOE	IR JAMES C. (JIM) OLSON	DFL MICHAEL A. McGRATH	IR SHARON ANDERSON	DFL HUBERT H. HUMPHREY III	YES	NO		
County Hennepin																								
MINNEAPOLIS W-2 P-9	237	24	118	31	74	5	39	72	68	35	48	55	24	70	27	60	29	56	21	70	54	35		
MINNEAPOLIS W-5 P-11	910	110	404	139	233	18	162	219	190	188	252	135	119	239	173	169	136	191	102	245	228	146		
MINNEAPOLIS W-7 P-1	1803	109	1449	354	996	78	394	981	822	588	760	616	282	1051	460	794	329	848	202	1055	580	724		
MINNEAPOLIS W-7 P-2	1824	114	1370	365	907	73	449	853	708	644	892	432	286	977	478	699	402	694	250	955	526	720		
MINNEAPOLIS W-7 P-3	2255	230	1393	295	999	59	400	899	692	645	719	573	266	968	410	736	330	759	241	933	539	708		
MINNEAPOLIS W-7 P-4	859	97	589	182	369	22	201	352	282	265	358	207	170	373	225	283	184	296	118	391	268	273		
MINNEAPOLIS W-7 P-5	1990	230	1065	163	799	48	251	756	628	382	430	545	156	766	209	633	178	639	136	721	455	472		
MINNEAPOLIS W-7 P-6	2046	172	1464	432	943	63	486	899	659	751	943	479	343	984	535	722	426	737	300	1000	580	760		
MINNEAPOLIS W-7 P-8	2195	145	1323	387	868	48	435	824	621	641	748	513	287	929	438	723	364	715	235	920	557	599		
MINNEAPOLIS W-7 P-9	1789	135	1126	225	833	45	299	779	641	454	567	491	188	819	338	589	251	606	176	795	411	592		
MINNEAPOLIS W-7 P-10	2171	168	935	604	278	12	510	338	318	465	607	232	499	325	523	248	502	240	395	358	189	600		
MINNEAPOLIS W-7 P-11	1054	48	317	71	221	8	99	201	192	99	130	160	54	227	83	172	63	186	58	205	161	121		
MINNEAPOLIS W-7 P-12	1005	103	633	138	446	33	177	428	353	258	318	283	122	440	179	351	143	351	79	453	233	335		
MINNEAPOLIS W-10 P-1	2318	266	1116	132	877	57	215	826	650	406	348	640	119	801	196	630	140	627	118	727	462	533		
MINNEAPOLIS W-10 P-2	1988	199	948	143	718	47	222	671	525	377	363	491	119	669	185	508	155	511	125	604	442	419		
MINNEAPOLIS W-10 P-11	443	57	220	42	163	8	57	153	116	95	111	91	38	152	63	111	47	122	33	149	109	92		
<b>County Totals:</b>	<b>24887</b>	<b>2207</b>	<b>14470</b>	<b>3703</b>	<b>9724</b>	<b>624</b>	<b>4396</b>	<b>9251</b>	<b>7465</b>	<b>6293</b>	<b>7594</b>	<b>5943</b>	<b>3072</b>	<b>9790</b>	<b>4522</b>	<b>7428</b>	<b>3679</b>	<b>7578</b>	<b>2589</b>	<b>9581</b>	<b>5794</b>	<b>7129</b>		
<b>District 60A Total</b>	<b>24887</b>	<b>2207</b>	<b>14470</b>	<b>3703</b>	<b>9724</b>	<b>624</b>	<b>4396</b>	<b>9251</b>	<b>7465</b>	<b>6293</b>	<b>7594</b>	<b>5943</b>	<b>3072</b>	<b>9790</b>	<b>4522</b>	<b>7428</b>	<b>3679</b>	<b>7578</b>	<b>2589</b>	<b>9581</b>	<b>5794</b>	<b>7129</b>		
<b>% Of Voters</b>			<b>100</b>	<b>25.59</b>	<b>67.20</b>	<b>4.31</b>	<b>30.38</b>	<b>63.93</b>	<b>51.59</b>	<b>43.49</b>	<b>52.48</b>	<b>41.07</b>	<b>21.23</b>	<b>67.66</b>	<b>31.25</b>	<b>51.33</b>	<b>25.43</b>	<b>52.37</b>	<b>17.89</b>	<b>66.21</b>	<b>40.04</b>	<b>49.27</b>		

	VOTER REGISTRATION			U.S. SENATOR		U.S. REP. DISTRICT 5		STATE REP.		GOVERNOR & LT. GOV.		SECRETARY OF STATE		STATE AUDITOR		STATE TREASURER		ATTORNEY GENERAL		CONST. AMEND. 1		
	Persons registered as of 7:00 a.m. election day	Persons registered on election day	Total number of persons voting	IR ROD GRAMS	DFL ANN WYNIA	IP DEAN M. BARKLEY	IR DOROTHY LEGRAND	DFL MARTIN OLAV SABO	IR GENE NAFTULYEV	DFL MYRON ORFIELD	IR ARNE H. CARLSON AND DEB JOANNE E. BENSON	DFL JOHN MARTY AND NANCY LARSON	IR DICK KIMBLER	DFL JOAN ANDERSON GROVE	IR JUDI DUTCHER	DFL DONALD M. MOE	IR JAMES C. (JIM) OLSON	DFL MICHAEL A. McGRATH	IR SHARON ANDERSON	DFL HUBERT H. HUMPHREY III	YES	NO
District 60B County Hennepin																						
MINNEAPOLIS W-10 P-3	2018	194	1241	249	900	62	354	827	241	891	614	551	246	857	351	655	285	681	197	839	511	597
MINNEAPOLIS W-10 P-4	2141	234	1119	186	843	51	252	806	161	847	430	594	150	795	229	657	194	652	129	776	502	521
MINNEAPOLIS W-10 P-6	1933	214	1073	199	788	46	279	743	180	775	450	532	166	775	280	592	202	629	144	750	454	494
MINNEAPOLIS W-10 P-7	1964	192	1170	201	875	56	275	837	163	903	413	657	158	871	267	676	169	718	128	834	497	563
MINNEAPOLIS W-10 P-8	1640	186	1136	298	757	52	325	743	233	785	526	625	230	793	328	634	262	642	207	760	466	552
MINNEAPOLIS W-10 P-9	1431	109	830	164	593	42	191	598	119	644	327	443	119	612	194	462	148	489	99	588	352	403
MINNEAPOLIS W-10 P-10	1944	101	1387	308	985	65	344	975	258	1026	596	707	219	1027	378	767	263	830	174	1014	579	685
MINNEAPOLIS W-11 P-1	2161	123	1506	346	1055	74	382	1039	310	1068	735	684	281	1118	450	864	355	878	226	1099	596	757
MINNEAPOLIS W-13 P-1	1835	136	1297	331	894	52	375	868	284	902	660	571	259	925	439	651	311	715	190	940	464	714
MINNEAPOLIS W-13 P-2	1902	166	1259	325	825	75	402	786	310	819	674	522	263	901	451	626	339	676	216	882	505	653
MINNEAPOLIS W-13 P-3	2312	154	1676	478	1077	98	544	1050	440	1075	955	644	399	1135	645	790	454	855	296	1158	650	883
MINNEAPOLIS W-13 P-7	1592	70	1164	354	725	59	417	691	312	777	678	422	289	779	455	556	346	599	215	776	488	572
MINNEAPOLIS W-13 P-13	1324	160	804	280	463	40	321	440	270	420	537	238	241	495	354	335	283	366	183	513	397	323
County Totals:	24197	2039	15662	3719	10780	772	4461	10403	3281	10932	7595	7090	3020	11083	4821	8265	3611	8730	2404	10929	6461	7717
District 60B Total	24197	2039	15662	3719	10780	772	4461	10403	3281	10932	7595	7090	3020	11083	4821	8265	3611	8730	2404	10929	6461	7717
% Of Voters			100	23.75	68.83	4.93	28.48	66.42	20.95	69.80	48.49	45.27	19.28	70.76	30.78	52.77	23.06	55.74	15.35	69.78	41.25	49.27
District 60 Total	49084	4246	30132	7422	20504	1396	8857	19654	-	-	15189	13033	6092	20873	9343	15693	7290	16308	4993	20510	12255	14846
% Of Voters			100	24.63	68.05	4.63	29.39	65.26	-	-	50.41	43.25	20.22	69.27	31.01	52.08	24.19	54.12	16.57	68.07	40.67	49.27

	VOTER REGISTRATION			U.S. SENATOR		U.S. REP. DISTRICT 5		STATE REP.		GOVERNOR & LT. GOV.		SECRETARY OF STATE		STATE AUDITOR		STATE TREASURER		ATTORNEY GENERAL		CONST. AMEND. 1		
	Persons registered as of 7:00 a.m. election day	Persons registered on election day	Total number of persons voting	IR ROD GRAMS	DFL ANN WYNIA	IP DEAN M. BARKLEY	IR DOROTHY LEGRAND	DFL MARTIN OLAV SABO	IR MARILYN JACKSON	DFL KAREN CLARK	IR ARNE H. CARLSON AND DEB JOANNE E. BENSON	DFL JOHN MARTY AND NANCY LARSON	IR DICK KIMBLER	DFL JOAN ANDERSON GROVE	IR JUDI DUTCHER	DFL DONALD M. MOE	IR JAMES C. (JIM) OLSON	DFL MICHAEL A. McGRATH	IR SHARON ANDERSON	DFL HUBERT H. HUMPHREY III	YES	NO
District 61A County Hennepin																						
MINNEAPOLIS W-2 P-10	865	42	246	41	179	12	47	178	39	184	89	135	40	166	49	146	49	147	35	166	108	95
MINNEAPOLIS W-6 P-2	844	71	376	66	286	12	95	256	75	270	133	209	52	275	75	227	67	216	47	256	144	177
MINNEAPOLIS W-6 P-3	1357	147	664	124	472	27	161	454	126	473	228	364	96	464	146	368	116	380	96	426	291	307
MINNEAPOLIS W-6 P-4	789	58	294	53	218	9	76	187	51	216	78	176	38	200	51	173	44	174	37	185	144	115
MINNEAPOLIS W-6 P-5	798	56	336	97	213	8	112	201	92	219	114	177	75	213	95	170	71	171	69	203	138	154
MINNEAPOLIS W-6 P-6	359	16	161	23	119	5	26	120	21	130	40	106	15	119	15	110	17	105	15	116	76	49
MINNEAPOLIS W-6 P-7	1631	190	794	92	624	42	164	581	105	624	225	494	89	570	139	445	103	443	74	512	291	413
MINNEAPOLIS W-6 P-8	1186	75	415	95	283	17	93	291	58	332	109	273	64	288	74	257	68	251	60	280	163	182

MINNEAPOLIS W- 6 P- 9	1062	58	399	89	279	10	114	261	87	296	107	247	73	279	88	233	66	238	57	267	181	164
MINNEAPOLIS W- 6 P-10	938	38	308	99	180	16	114	176	87	194	121	149	64	193	87	158	62	156	56	185	139	132
MINNEAPOLIS W- 6 P-11	1553	126	631	107	478	14	149	441	112	471	197	362	80	442	118	372	92	378	76	434	289	242
MINNEAPOLIS W- 6 P-12	688	24	192	49	119	13	63	115	48	123	74	99	45	117	49	102	41	105	32	111	89	68
MINNEAPOLIS W- 7 P-13	914	74	399	68	292	18	93	271	63	298	142	212	59	274	84	220	61	220	61	252	189	168
MINNEAPOLIS W- 8 P- 1	722	44	273	83	157	16	58	194	53	180	101	150	53	178	65	157	61	153	48	188	120	91
MINNEAPOLIS W- 8 P- 2	1221	50	532	193	300	19	177	314	158	323	251	243	147	318	182	262	146	276	107	333	188	255
<b>County Totals:</b>	<b>14927</b>	<b>1069</b>	<b>6020</b>	<b>1279</b>	<b>4199</b>	<b>238</b>	<b>1542</b>	<b>4040</b>	<b>1175</b>	<b>4333</b>	<b>2009</b>	<b>3396</b>	<b>990</b>	<b>4096</b>	<b>1317</b>	<b>3400</b>	<b>1064</b>	<b>3413</b>	<b>870</b>	<b>3914</b>	<b>2550</b>	<b>2612</b>
<b>District 61A Total</b>	<b>14927</b>	<b>1069</b>	<b>6020</b>	<b>1279</b>	<b>4199</b>	<b>238</b>	<b>1542</b>	<b>4040</b>	<b>1175</b>	<b>4333</b>	<b>2009</b>	<b>3396</b>	<b>990</b>	<b>4096</b>	<b>1317</b>	<b>3400</b>	<b>1064</b>	<b>3413</b>	<b>870</b>	<b>3914</b>	<b>2550</b>	<b>2612</b>
<b>% Of Voters</b>			<b>100</b>	<b>21.25</b>	<b>69.75</b>	<b>3.95</b>	<b>25.61</b>	<b>67.11</b>	<b>19.52</b>	<b>71.98</b>	<b>33.37</b>	<b>56.41</b>	<b>16.45</b>	<b>68.04</b>	<b>21.88</b>	<b>56.48</b>	<b>17.67</b>	<b>56.69</b>	<b>14.45</b>	<b>65.02</b>	<b>42.36</b>	<b>43.99</b>

	VOTER REGISTRATION			U.S. SENATOR			U.S. REP. DISTRICT 5		STATE REP.	GOVERNOR & LT. GOV.	SECRETARY OF STATE	STATE AUDITOR	STATE TREASURER	ATTORNEY GENERAL	CONST. AMEND. 1							
	Persons registered as of 7:00 a.m. election day	Persons registered on election day	Total number of persons voting	IR ROD GRAMS	DFL ANN WYNIA	IP DEAN M. BARKLEY	IR DOROTHY LEGRAND	DFL MARTIN OLAV SABO	IR BOB LAGUBAN	DFL LINDA WEJMAN	IR IRVINE H. CARLSON AND JOANNE E. BENSON	DFL JIM MARTY AND NANCY LARSON	IR DICK KIMBLER	DFL JOAN ANDERSON GROWE	IR JUDI DUTCHER	DFL DONALD M. MOE	IR JAMES C. (JIM) OLSON	DFL MICHAEL A. McGRATH	IR SHARON ANDERSON	DFL HUBERT H. HUMPHREY III	YES	NO
<b>District 61B</b>																						
<b>County</b>																						
<b>Hennepin</b>																						
MINNEAPOLIS W- 6 P- 1	2200	142	854	117	652	38	196	612	116	632	273	487	96	614	165	480	120	475	89	573	398	352
MINNEAPOLIS W- 8 P- 3	753	24	254	33	211	7	62	179	30	202	58	183	22	201	33	177	27	178	17	200	104	113
MINNEAPOLIS W- 8 P- 4	1172	77	563	83	438	25	132	389	91	441	145	372	73	412	101	321	71	343	74	359	201	307
MINNEAPOLIS W- 8 P- 5	815	30	291	39	233	7	74	199	33	237	80	194	31	239	50	204	40	216	33	229	121	109
MINNEAPOLIS W- 8 P- 6	723	33	319	53	242	11	81	216	51	248	98	197	37	242	68	184	48	201	33	227	147	131
MINNEAPOLIS W- 8 P- 7	1591	58	780	111	628	20	181	558	97	609	218	517	72	619	121	503	97	512	84	593	351	307
MINNEAPOLIS W- 8 P- 9	1610	64	891	150	684	38	232	630	152	684	307	533	125	698	189	580	138	606	95	682	422	363
MINNEAPOLIS W- 8 P-11	1676	99	1082	210	795	55	301	731	210	784	427	589	175	804	269	651	202	690	132	828	493	465
MINNEAPOLIS W- 8 P-12	685	20	257	67	155	10	68	169	63	161	99	129	48	174	68	132	55	138	34	178	125	92
MINNEAPOLIS W- 8 P-13	560	37	305	64	213	17	86	197	53	229	117	156	40	232	79	170	58	183	41	212	149	121
MINNEAPOLIS W- 9 P- 4	1680	105	831	136	625	34	197	591	130	643	242	507	111	642	158	496	115	512	82	600	331	425
MINNEAPOLIS W- 9 P- 5	1098	64	482	90	340	23	124	329	93	354	155	290	75	342	112	258	88	274	58	333	202	212
MINNEAPOLIS W-10 P- 5	1607	77	583	119	405	33	151	396	107	411	214	315	83	411	137	331	103	341	77	390	289	215
<b>County Totals:</b>	<b>16170</b>	<b>830</b>	<b>7492</b>	<b>1272</b>	<b>5621</b>	<b>318</b>	<b>1885</b>	<b>5196</b>	<b>1226</b>	<b>5635</b>	<b>2433</b>	<b>4469</b>	<b>988</b>	<b>5630</b>	<b>1550</b>	<b>4487</b>	<b>1162</b>	<b>4669</b>	<b>849</b>	<b>5404</b>	<b>3333</b>	<b>3212</b>
<b>District 61B Total</b>	<b>16170</b>	<b>830</b>	<b>7492</b>	<b>1272</b>	<b>5621</b>	<b>318</b>	<b>1885</b>	<b>5196</b>	<b>1226</b>	<b>5635</b>	<b>2433</b>	<b>4469</b>	<b>988</b>	<b>5630</b>	<b>1550</b>	<b>4487</b>	<b>1162</b>	<b>4669</b>	<b>849</b>	<b>5404</b>	<b>3333</b>	<b>3212</b>
<b>% Of Voters</b>			<b>100</b>	<b>16.98</b>	<b>75.03</b>	<b>4.24</b>	<b>25.16</b>	<b>69.35</b>	<b>16.36</b>	<b>75.21</b>	<b>32.47</b>	<b>59.65</b>	<b>13.19</b>	<b>75.15</b>	<b>20.69</b>	<b>59.89</b>	<b>15.51</b>	<b>62.32</b>	<b>11.33</b>	<b>72.13</b>	<b>44.49</b>	<b>42.87</b>
<b>District 61 Total</b>	<b>31097</b>	<b>1899</b>	<b>13512</b>	<b>2551</b>	<b>9820</b>	<b>556</b>	<b>3427</b>	<b>9236</b>	<b>-</b>	<b>-</b>	<b>4442</b>	<b>7865</b>	<b>1978</b>	<b>9726</b>	<b>2867</b>	<b>7887</b>	<b>2226</b>	<b>8082</b>	<b>1719</b>	<b>9318</b>	<b>5883</b>	<b>5824</b>
<b>% Of Voters</b>			<b>100</b>	<b>18.88</b>	<b>72.68</b>	<b>4.11</b>	<b>25.36</b>	<b>68.35</b>	<b>-</b>	<b>-</b>	<b>32.87</b>	<b>58.21</b>	<b>14.64</b>	<b>71.98</b>	<b>21.22</b>	<b>58.37</b>	<b>16.47</b>	<b>59.81</b>	<b>12.72</b>	<b>68.96</b>	<b>43.54</b>	<b>43.10</b>

District 62A  
County

## Hennepin

MINNEAPOLIS W- 2 P-11  
MINNEAPOLIS W- 2 P-12  
MINNEAPOLIS W- 2 P-13  
MINNEAPOLIS W- 9 P- 1  
MINNEAPOLIS W- 9 P- 2  
MINNEAPOLIS W- 9 P- 3  
MINNEAPOLIS W- 9 P- 6  
MINNEAPOLIS W- 9 P- 8  
MINNEAPOLIS W- 9 P- 9  
MINNEAPOLIS W-12 P- 1  
MINNEAPOLIS W-12 P- 2  
MINNEAPOLIS W- 2 P-14

## County Totals:

## District 62A Total

% Of Voters

	VOTER REGISTRATION			U.S. SENATOR		U.S. REP DISTRICT 5		STATE REP.		GOVERNOR & LT. GOV.		SECRETARY OF STATE		STATE AUDITOR		STATE TREASURER		ATTORNEY GENERAL		CONST. AMEND. 1		
	Persons registered as of 7:00 a.m. election day	Persons registered on election day	Total number of persons voting	IR	DFL	IP	IR	DFL	IR	DFL	IR	DFL	IR	DFL	IR	DFL	IR	DFL	IR	DFL	YES	NO
				ROD GRAMS	ANN WYNYA	DEAN M. BARKLEY	DOROTHY LEGRAND	MARTIN OLAV SABO	MATTHEW HAAFOJA	LEE GREENFIELD	ARNE H. CARLSON AND JOANNE E. BENSON	JOHN MARTY AND NANCY LARSON	DICK KIMBLER JOAN ANDERSON GROWE	JUDI DUTCHER DONALD M. MOE	JAMES C. (JIM) OLSON MICHAEL A. McGRATH	SHARON ANDERSON HUBERT H. HUMPHREY III						
1501	173	559	89	414	16	110	404	87	398	133	356	77	378	92	298	76	308	67	350	232	276	
958	69	595	109	444	20	107	457	103	437	182	361	72	436	122	351	93	360	64	428	200	295	
1678	115	1246	247	905	54	256	921	229	930	438	719	207	903	315	732	217	778	154	892	472	631	
1902	127	1063	240	743	45	257	756	193	788	382	585	184	742	263	597	211	628	161	727	475	454	
2298	143	1529	361	1049	83	379	1090	333	1105	601	810	296	1098	415	854	306	920	193	1115	613	739	
1759	98	1166	286	782	71	335	779	275	814	487	609	219	843	334	667	267	687	172	832	511	529	
1506	85	909	206	615	53	262	598	197	639	325	484	180	623	244	488	176	513	126	609	434	377	
1446	66	845	243	511	53	243	558	206	554	380	385	173	581	268	422	225	438	146	581	376	376	
1489	84	908	262	573	43	260	623	251	596	401	450	193	620	271	502	210	518	150	633	421	409	
2093	100	1503	424	983	75	444	989	422	981	692	729	325	1062	486	790	358	851	246	1061	548	814	
2208	104	1433	426	874	87	427	942	405	911	684	658	343	948	493	736	386	763	267	900	650	645	
1143	89	529	89	408	18	109	389	89	395	154	333	76	386	105	318	80	307	61	371	233	240	
19981	1253	12285	2982	8301	618	3189	8506	2790	8548	4859	6479	2345	8620	3408	6755	2605	7071	1807	8579	5165	5785	
19981	1253	12285	2982	8301	618	3189	8506	2790	8548	4859	6479	2345	8620	3408	6755	2605	7071	1807	8579	5165	5785	
		100	24.27	67.57	5.03	25.96	69.24	22.71	69.58	39.55	52.74	19.09	70.16	27.74	54.99	21.20	57.56	14.71	69.83	42.04	47.09	

## District 62B

## County

## Hennepin

MINNEAPOLIS W- 8 P- 8  
MINNEAPOLIS W- 8 P-10  
MINNEAPOLIS W- 9 P- 7  
MINNEAPOLIS W- 9 P-10  
MINNEAPOLIS W-11 P- 4  
MINNEAPOLIS W-11 P- 9  
MINNEAPOLIS W-12 P- 3  
MINNEAPOLIS W-12 P- 4  
MINNEAPOLIS W-12 P- 5  
MINNEAPOLIS W-12 P- 6  
MINNEAPOLIS W-12 P- 7  
MINNEAPOLIS W-12 P- 8

	VOTER REGISTRATION			U.S. SENATOR		U.S. REP DISTRICT 5		STATE REP.		GOVERNOR & LT. GOV.		SECRETARY OF STATE		STATE AUDITOR		STATE TREASURER		ATTORNEY GENERAL		CONST. AMEND. 1		
	Persons registered as of 7:00 a.m. election day	Persons registered on election day	Total number of persons voting	IR	DFL	IP	IR	DFL	IR	DFL	IR	DFL	IR	DFL	IR	DFL	IR	DFL	IR	DFL	YES	NO
				ROD GRAMS	ANN WYNYA	DEAN M. BARKLEY	DOROTHY LEGRAND	MARTIN OLAV SABO	JOHN C. POVEJISIL	WES SKOGLUND	ARNE H. CARLSON AND JOANNE E. BENSON	JOHN MARTY AND NANCY LARSON	DICK KIMBLER JOAN ANDERSON GROWE	JUDI DUTCHER DONALD M. MOE	JAMES C. (JIM) OLSON MICHAEL A. McGRATH	SHARON ANDERSON HUBERT H. HUMPHREY III						
1436	86	928	236	617	49	283	600	230	644	377	490	183	659	260	506	192	544	146	638	386	460	
1468	68	919	259	596	44	256	611	251	613	423	439	190	648	298	501	227	513	150	655	443	389	
969	61	617	131	444	28	160	425	137	424	226	354	107	451	159	359	122	360	90	439	267	279	
2253	110	1437	420	892	88	449	920	385	959	667	686	329	978	497	727	357	815	233	1008	644	660	
1708	70	1122	311	708	70	370	715	325	735	588	468	254	766	394	570	308	611	202	794	501	531	
1452	63	1007	387	551	51	379	588	319	638	598	367	291	644	436	467	331	507	214	668	415	517	
2480	125	1641	488	979	134	496	1044	458	1110	827	681	412	1084	587	806	430	881	264	1140	756	745	
2177	106	1432	448	850	97	456	914	405	939	733	637	329	974	480	754	377	789	243	1031	620	705	
2884	152	1935	635	1123	123	644	1199	629	1238	1001	793	504	1268	793	887	548	997	332	1312	911	871	
1642	89	1169	402	678	58	374	738	375	744	636	466	300	768	467	557	337	574	213	809	488	556	
228	25	131	27	79	7	24	82	18	84	56	64	17	80	20	69	25	68	23	83	68	33	
1487	64	1010	381	525	71	346	620	343	626	579	375	293	630	420	476	316	501	203	682	506	413	

MINNEAPOLIS W-12 P- 9	1765	83	1095	402	576	87	391	651	380	683	576	429	311	682	437	510	354	536	225	721	509	493
<b>County Totals:</b>	<b>21949</b>	<b>1102</b>	<b>14443</b>	<b>4527</b>	<b>8618</b>	<b>907</b>	<b>4628</b>	<b>9107</b>	<b>4255</b>	<b>9437</b>	<b>7287</b>	<b>6249</b>	<b>3520</b>	<b>9632</b>	<b>5248</b>	<b>7189</b>	<b>3924</b>	<b>7696</b>	<b>2538</b>	<b>9980</b>	<b>6514</b>	<b>6652</b>
District 62B Total	21949	1102	14443	4527	8618	907	4628	9107	4255	9437	7287	6249	3520	9632	5248	7189	3924	7696	2538	9980	6514	6652
% Of Voters	100			31.34	59.67	6.28	32.04	63.05	29.46	65.34	50.45	43.27	24.37	66.69	36.34	49.77	27.17	53.29	17.57	69.10	45.10	46.06
District 62 Total	41930	2355	26728	7509	16919	1525	7817	17613	-	-	12146	12728	5865	18252	8656	13944	6529	14767	4345	18559	11679	12437
% Of Voters	100			28.09	63.30	5.71	29.25	65.90	-	-	45.44	47.62	21.94	68.29	32.39	52.17	24.43	55.25	16.26	69.44	43.70	46.53

VOTER REGISTRATION	U.S. SENATOR	U.S. REP. DISTRICT 5	STATE REP.	GOVERNOR & LT. GOV.	SECRETARY OF STATE	STATE AUDITOR	STATE TREASURER	ATTORNEY GENERAL	CONST. AMEND. 1
--------------------	--------------	----------------------	------------	---------------------	--------------------	---------------	-----------------	------------------	-----------------

<b>District 63A</b>	Persons registered as of 7:00 a.m. election day	Persons registered on election day	Total number of persons voting	IR ROD GRAMS	DFL ANN WYNIA	IP DEAN M. BARKLEY	IR DOROTHY LEGRAND	DFL MARTIN OLAV SABO	IR VIC HARVATH	DFL JEAN WAGENIUS	IR ARNE H. CARLSON AND JOHANNE E. BENSON	DFL JOHN MARTY AND NANCY LARSON	IR DICK KIMBLER	DFL JOAN ANDERSON GROWE	IR JUDI DUTCHER	DFL DONALD M. MOE	IR JAMES C. (JIM) OLSON	DFL MICHAEL A. McGRATH	IR SHARON ANDERSON	DFL HUBERT H. HUMPHREY III	YES	NO
Hennepin																						
MINNEAPOLIS W-11 P- 2	1595	100	1076	267	717	67	335	670	265	745	543	460	228	743	329	585	256	587	169	760	435	531
MINNEAPOLIS W-11 P- 3	1696	107	1277	328	861	66	397	830	300	932	868	531	249	938	429	679	330	702	200	914	490	689
MINNEAPOLIS W-11 P- 5	756	30	545	164	340	34	189	333	147	383	305	216	135	365	212	270	165	278	102	360	219	288
MINNEAPOLIS W-11 P- 6	2156	129	1464	532	812	83	551	830	528	878	816	553	429	923	598	658	473	694	305	946	630	752
MINNEAPOLIS W-11 P- 7	1845	84	1346	448	791	85	496	785	434	861	736	533	377	859	548	639	428	679	271	915	551	673
MINNEAPOLIS W-11 P- 8	2418	147	1663	594	955	80	632	936	527	1084	912	653	449	1094	673	765	535	799	349	1102	738	796
MINNEAPOLIS W-11 P-10	229	9	133	63	57	9	65	64	71	55	81	45	56	67	70	54	58	54	31	85	60	60
MINNEAPOLIS W-13 P- 4	1378	76	1007	350	587	54	402	563	332	621	620	348	275	663	412	471	311	496	209	685	450	474
MINNEAPOLIS W-13 P- 5	1376	74	1034	334	634	49	365	624	328	653	651	345	260	688	412	487	311	521	201	677	386	552
MINNEAPOLIS W-13 P- 6	1698	104	1304	385	830	68	459	787	380	843	766	482	315	894	501	626	388	663	252	905	494	684
MINNEAPOLIS W-13 P- 8	2102	90	1620	473	1042	86	540	1017	455	1104	946	587	381	1142	602	835	458	869	258	1163	558	931
MINNEAPOLIS W-13 P- 9	1902	120	1343	540	692	84	546	737	543	746	855	431	436	829	618	570	493	613	281	895	573	646
MINNEAPOLIS W-13 P-10	1847	113	1352	545	694	90	545	743	549	751	869	416	441	823	644	542	497	606	299	864	548	692
MINNEAPOLIS W-13 P-11	1742	78	1182	490	626	68	490	626	479	648	762	362	386	711	581	487	447	545	281	769	565	516
MINNEAPOLIS W-13 P-12	980	51	744	319	361	57	324	387	309	408	485	237	270	431	363	305	263	348	153	487	311	370
<b>County Totals:</b>	<b>23720</b>	<b>1312</b>	<b>17090</b>	<b>5844</b>	<b>9957</b>	<b>980</b>	<b>6336</b>	<b>9932</b>	<b>5647</b>	<b>10712</b>	<b>10015</b>	<b>6199</b>	<b>4687</b>	<b>11170</b>	<b>6990</b>	<b>7973</b>	<b>5413</b>	<b>8454</b>	<b>3361</b>	<b>11527</b>	<b>7008</b>	<b>8654</b>
District 63A Total	23720	1312	17090	5844	9957	980	6336	9932	5647	10712	10015	6199	4687	11170	6990	7973	5413	8454	3361	11527	7008	8654
% Of Voters	100			34.20	58.26	5.73	37.07	58.12	33.04	62.68	58.60	36.27	27.43	65.36	40.90	46.65	31.67	49.47	19.67	67.45	41.01	50.64

VOTER REGISTRATION	U.S. SENATOR	U.S. REP. DISTRICT 5	STATE REP.	GOVERNOR & LT. GOV.	SECRETARY OF STATE	STATE AUDITOR	STATE TREASURER	ATTORNEY GENERAL	CONST. AMEND. 1
--------------------	--------------	----------------------	------------	---------------------	--------------------	---------------	-----------------	------------------	-----------------

<b>District 63B</b>	Persons registered as of 7:00 a.m. election day	Persons registered on election day	Total number of persons voting	IR ROD GRAMS	DFL ANN WYNIA	IP DEAN M. BARKLEY	IR DOROTHY LEGRAND	DFL MARTIN OLAV SABO	IR PAUL A. HINTERMEYER	DFL EDWINA GARCIA	IR ARNE H. CARLSON AND JOHANNE E. BENSON	DFL JOHN MARTY AND NANCY LARSON	IR DICK KIMBLER	DFL JOAN ANDERSON GROWE	IR JUDI DUTCHER	DFL DONALD M. MOE	IR JAMES C. (JIM) OLSON	DFL MICHAEL A. McGRATH	IR SHARON ANDERSON	DFL HUBERT H. HUMPHREY III	YES	NO
Hennepin																						
FORT SNELLING P-1	14	2	8	3	3	0	3	5	5	3	6	0	4	4	8	0	6	2	3	5	1	7
MINNEAPOLIS W-11 P-11	1108	88	535	189	289	37	209	288	224	274	321	177	165	329	227	239	199	243	138	339	269	210

VOTER REGISTRATION	U.S. SENATOR	U.S. REP. DISTRICT 5	STATE REP.	GOVERNOR & LT. GOV.	SECRETARY OF STATE	STATE AUDITOR	STATE TREASURER	ATTORNEY GENERAL	CONST. AMEND. 1
--------------------	--------------	----------------------	------------	---------------------	--------------------	---------------	-----------------	------------------	-----------------



MINNEAPOLIS W-11 P-12	2139	98	1429	578	737	80	551	809	634	722	783	555	450	881	627	633	497	688	294	966	623	685
MINNEAPOLIS W-12 P-10	1872	83	1104	402	592	85	389	671	392	642	614	431	330	692	436	543	350	569	227	740	618	405
RICHFIELD W-1 P-3	2887	170	1953	884	919	104	867	1008	815	1088	1252	621	732	1103	972	811	812	851	492	1235	944	904
RICHFIELD W-2 P-2	2638	165	1806	822	854	94	775	924	718	1015	1100	618	653	1045	835	789	703	820	400	1189	777	823
RICHFIELD W-2 P-7	2866	134	2051	918	970	115	850	1112	799	1201	1253	677	688	1237	940	923	771	966	446	1384	983	963
RICHFIELD W-3 P-1	2575	118	1581	690	747	100	628	875	580	957	935	540	508	959	706	695	603	730	371	1020	749	676
RICHFIELD W-3 P-8	2339	134	1552	650	765	101	611	883	568	931	950	529	498	956	688	708	555	756	359	1035	765	664
RICHFIELD W-3 P-9	2084	101	1356	587	647	81	529	754	496	824	813	466	458	820	523	606	523	652	332	905	718	508
County Totals:	20522	1093	13375	5723	6523	797	5412	7329	5231	7657	8027	4614	4486	8026	6067	5947	5019	6277	3062	8818	6447	5845
District 63A Total	20522	1093	13375	5723	6523	797	5412	7329	5231	7657	8027	4614	4486	8026	6067	5947	5019	6277	3062	8818	6447	5845
% Of Voters			100	42.79	48.77	5.96	40.46	54.80	39.11	57.25	60.01	34.50	33.54	60.01	45.36	44.46	37.53	46.93	22.89	65.93	48.20	43.70
District 63 Total	44242	2405	30465	11567	16480	1777	11748	17261			18042	10813	9173	19196	13057	13920	10432	14731	6423	20345	13455	14499
% Of Voters			100	37.97	54.09	5.83	38.56	56.66			59.22	35.49	30.11	63.01	42.86	45.69	34.24	48.35	21.08	66.78	44.17	47.59

	VOTER REGISTRATION	U.S. SENATOR	U.S. REP. DISTRICT 4	STATE REP.	GOVERNOR & LT. GOV.	SECRETARY OF STATE	STATE AUDITOR	STATE TREASURER	ATTORNEY GENERAL	CONST. AMEND. 1													
	Persons registered as of 7:00 a.m., election day																						
	Persons registered on election day																						
	Total number of persons voting																						
		IR ROD GRAMS	IR DENNIS NEWINSKI	IR CHRIS LONGLEY	IR ARNE H. CARLSON AND DEL JOANNE E. BENSON	IR DICK KIMBLER	IR JUDI DUTCHER	IR JAMES C. (JIM) OLSON	IR SHARON ANDERSON	YES													
		DEL ANN WYNJA	DEL BRUCE F. VENTO	DEL MATT TENENZA	DEL JOHN MARY AND DEL NANCY LARSON	DEL JOAN ANDERSON GROVE	DEL DONALD M. MOE	DEL MICHAEL A. McGRATH	DEL HUBERT H. HUMPHREY III	NO													
		IR DEAN M. BARKLEY	IR DENNIS NEWINSKI	IR CHRIS LONGLEY	IR ARNE H. CARLSON AND DEL JOANNE E. BENSON	IR DICK KIMBLER	IR JUDI DUTCHER	IR JAMES C. (JIM) OLSON	IR SHARON ANDERSON														
			DEL BRUCE F. VENTO	DEL MATT TENENZA	DEL JOHN MARY AND DEL NANCY LARSON	DEL JOAN ANDERSON GROVE	DEL DONALD M. MOE	DEL MICHAEL A. McGRATH	DEL HUBERT H. HUMPHREY III														
District 64A																							
County 62																							
ST PAUL W-2 P-1	1739	177	1307	366	852	48	365	861	50	444	793	639	581	297	903	446	694	346	733	160	966	565	676
ST PAUL W-2 P-3	1909	169	1420	340	974	71	369	975	41	453	898	771	578	284	1025	458	799	386	774	175	1051	583	764
ST PAUL W-2 P-4	1586	168	1125	264	789	51	310	743	43	366	690	617	442	221	796	362	622	276	630	153	796	466	609
ST PAUL W-3 P-1	900	60	606	143	424	24	160	408	23	173	403	273	294	121	437	170	341	142	340	77	458	215	354
ST PAUL W-3 P-2	1772	406	1188	142	959	46	163	840	109	186	923	327	716	131	792	211	619	150	633	101	762	375	706
ST PAUL W-3 P-5	1425	123	1094	269	754	53	286	734	39	328	700	568	449	222	783	330	597	260	603	150	806	437	591
ST PAUL W-3 P-11	1487	80	1139	326	724	322	756	34	414	647	586	489	250	803	370	632	303	641	154	849	512	569	
ST PAUL W-4 P-12	1315	72	974	280	616	56	300	593	45	361	554	485	434	234	643	343	483	283	503	126	682	394	537
ST PAUL W-4 P-15	1217	84	863	202	596	43	198	615	39	226	584	381	431	160	624	249	488	178	508	122	626	370	439
ST PAUL W-4 P-16	1249	111	875	245	563	43	242	574	37	277	541	390	415	173	620	270	485	196	508	131	611	359	461
ST PAUL W-4 P-17	1944	183	1034	403	545	37	382	539	48	433	500	552	378	299	586	392	456	323	466	206	633	437	513
ST PAUL W-4 P-18	1195	99	784	154	563	40	165	545	40	183	553	319	395	131	573	194	460	145	467	81	573	340	392
ST PAUL W-4 P-19	1344	112	993	368	554	48	371	558	26	440	484	610	324	293	606	372	472	332	444	169	690	408	525
ST PAUL W-4 P-21	1457	146	1112	286	747	51	292	736	47	349	714	562	479	234	782	371	597	271	629	166	783	449	589
ST PAUL W-4 P-23	1482	110	1134	340	709	62	323	747	32	422	654	600	460	263	790	400	603	335	602	155	826	453	601
County Totals:	22021	2100	15648	4128	10369	736	4248	10224	653	5055	9638	7680	6865	3313	10763	4938	8348	3926	8481	2126	11112	6363	8326
District 64A Total	22021	2100	15648	4128	10369	736	4248	10224	653	5055	9638	7680	6865	3313	10763	4938	8348	3926	8481	2126	11112	6363	8326
% Of Voters			100	26.38	66.26	4.70	27.15	65.34	4.17	32.30	61.59	49.08	43.87	21.17	68.78	31.56	53.35	25.09	54.20	13.59	71.10	40.66	53.21

	VOTER REGISTRATION			U.S. SENATOR			U.S. REP. DISTRICT 4			STATE REP.			GOVERNOR & LT. GOV.		SECRETARY OF STATE		STATE AUDITOR		STATE TREASURER		ATTORNEY GENERAL		CONST. AMEND. 1				
	Persons registered as of 7:00 a.m. election day	Persons registered on election day	Total number of persons voting	IR	DFL	IP	IR	DFL	GRP	IR	DFL	NLP	IR	DFL	IR	DFL	IR	DFL	IR	DFL	IR	DFL	IR	DFL	IR	DFL	
<b>District 64B</b>																											
<b>County Ramsey</b>																											
ST PAUL W-2 P-13	1081	91	795	238	504	31	195	556	8	208	530	8	488	268	189	534	246	462	215	448	119	602	388	317			
ST PAUL W-2 P-14	822	77	565	187	327	30	176	350	16	159	368	10	325	217	158	362	204	302	173	303	93	404	314	204			
ST PAUL W-3 P-3	679	59	410	128	244	20	109	270	20	102	272	15	205	178	106	255	138	221	104	227	72	285	222	157			
ST PAUL W-3 P-4	1511	67	1081	312	670	72	333	681	41	254	749	33	562	457	239	749	335	591	273	614	159	788	506	510			
ST PAUL W-3 P-6	1493	91	1290	477	741	51	482	746	31	405	829	17	848	390	378	836	536	604	463	604	206	928	525	686			
ST PAUL W-3 P-7	1463	68	1105	325	710	53	326	731	27	264	773	30	607	459	254	774	397	596	303	635	143	828	483	565			
ST PAUL W-3 P-8	1459	85	1143	391	666	62	406	676	30	284	751	59	623	454	302	734	427	569	337	611	141	823	516	569			
ST PAUL W-3 P-9	1594	95	1187	336	767	56	332	773	48	266	822	48	616	488	250	835	401	625	303	636	140	901	504	619			
ST PAUL W-3 P-12	1221	112	999	369	567	39	352	570	29	281	649	18	573	367	276	653	352	519	325	495	155	712	406	515			
ST PAUL W-3 P-13	1235	62	922	291	572	48	291	586	25	237	650	11	543	344	232	636	346	477	289	496	154	677	395	482			
ST PAUL W-3 P-15	1404	57	1071	455	542	58	450	561	32	381	636	14	733	289	364	630	496	469	411	467	199	695	504	525			
ST PAUL W-3 P-17	1267	109	907	307	528	48	296	558	26	254	601	20	544	306	244	592	341	456	294	485	166	639	355	473			
ST PAUL W-3 P-19	1386	56	1093	412	605	41	394	648	26	313	735	14	700	341	307	716	459	510	378	522	172	771	484	536			
ST PAUL W-3 P-20	1580	92	1193	405	702	57	390	743	30	320	809	21	694	443	314	795	427	623	341	646	184	866	558	555			
ST PAUL W-3 P-22	1561	66	1168	466	624	45	395	705	25	345	754	14	691	413	353	733	474	567	385	587	204	817	568	523			
ST PAUL W-3 P-23	1659	98	1151	443	637	52	401	697	18	346	740	20	710	377	332	753	456	579	393	593	196	813	546	539			
<b>County Totals:</b>	<b>21415</b>	<b>1285</b>	<b>16080</b>	<b>5542</b>	<b>9406</b>	<b>763</b>	<b>5328</b>	<b>9851</b>	<b>432</b>	<b>4419</b>	<b>10668</b>	<b>352</b>	<b>9462</b>	<b>5791</b>	<b>4298</b>	<b>10587</b>	<b>6035</b>	<b>8170</b>	<b>4987</b>	<b>8369</b>	<b>2503</b>	<b>11549</b>	<b>7274</b>	<b>7775</b>			
<b>District 64B Total</b>	<b>21415</b>	<b>1285</b>	<b>16080</b>	<b>5542</b>	<b>9406</b>	<b>763</b>	<b>5328</b>	<b>9851</b>	<b>432</b>	<b>4419</b>	<b>10668</b>	<b>352</b>	<b>9462</b>	<b>5791</b>	<b>4298</b>	<b>10587</b>	<b>6035</b>	<b>8170</b>	<b>4987</b>	<b>8369</b>	<b>2503</b>	<b>11549</b>	<b>7274</b>	<b>7775</b>			
<b>% Of Voters</b>			<b>100</b>	<b>34.47</b>	<b>58.50</b>	<b>4.75</b>	<b>33.13</b>	<b>61.26</b>	<b>2.69</b>	<b>27.48</b>	<b>66.34</b>	<b>2.19</b>	<b>58.84</b>	<b>36.01</b>	<b>26.73</b>	<b>65.84</b>	<b>37.53</b>	<b>50.81</b>	<b>31.07</b>	<b>52.05</b>	<b>15.57</b>	<b>71.82</b>	<b>45.24</b>	<b>48.35</b>			
<b>District 64 Total</b>	<b>43436</b>	<b>3385</b>	<b>31728</b>	<b>9670</b>	<b>19775</b>	<b>1499</b>	<b>9576</b>	<b>20075</b>	<b>1085</b>	-	-	-	<b>17142</b>	<b>12656</b>	<b>7611</b>	<b>21350</b>	<b>10973</b>	<b>16518</b>	<b>8913</b>	<b>68505</b>	<b>4629</b>	<b>22661</b>	<b>13637</b>	<b>16101</b>			
<b>% Of Voters</b>			<b>100</b>	<b>30.48</b>	<b>62.32</b>	<b>4.72</b>	<b>30.18</b>	<b>63.27</b>	<b>3.42</b>	-	-	-	<b>54.03</b>	<b>39.89</b>	<b>23.99</b>	<b>67.29</b>	<b>34.58</b>	<b>52.06</b>	<b>28.09</b>	<b>53.11</b>	<b>14.59</b>	<b>71.42</b>	<b>42.98</b>	<b>50.75</b>			

	VOTER REGISTRATION			U.S. SENATOR			U.S. REP. DISTRICT 4			STATE REP.			GOVERNOR & LT. GOV.		SECRETARY OF STATE		STATE AUDITOR		STATE TREASURER		ATTORNEY GENERAL		CONST. AMEND. 1			
	Persons registered as of 7:00 a.m. election day	Persons registered on election day	Total number of persons voting	IR	DFL	IP	IR	DFL	GRP	IR	DFL	NLP	IR	DFL	IR	DFL	IR	DFL	IR	DFL	IR	DFL	IR	DFL	IR	DFL
<b>District 65A</b>																										
<b>County Ramsey</b>																										
ST PAUL W-1 P-3	576	18	256	66	161	17	68	175	8	50	196		98	136	43	188	64	180	51	169	46	187	138	87		
ST PAUL W-1 P-4	813	28	309	86	196	11	78	204	17	62	223		131	149	66	208	74	186	72	176	49	219	170	107		
ST PAUL W-1 P-8	851	31	443	121	292	18	125	290	18	89	335		179	228	88	313	118	268	95	263	65	322	261	145		
ST PAUL W-1 P-9	1193	70	651	166	418	41	180	429	28	146	477		265	343	129	455	167	399	138	386	110	480	333	256		
ST PAUL W-1 P-10	633	27	279	82	174	11	77	183	11	46	212		106	147	51	192	65	160	50	172	44	201	141	98		

ST PAUL W-1 P-12	453	38	147	55	78	6	52	86	3	44	90	76	54	52	81	53	72	60	67	40	96	65	60
ST PAUL W-1 P-13	1010	41	484	39	425	11	31	421	15	29	437	110	352	28	413	38	381	36	361	27	418	256	149
ST PAUL W-1 P-16	712	32	316	53	236	10	51	242	9	50	232	109	186	42	225	53	209	51	204	42	236	148	117
ST PAUL W-1 P-17	1208	79	786	179	545	38	179	563	32	161	594	343	396	136	573	193	480	155	475	97	576	349	372
ST PAUL W-1 P-18	927	47	430	56	355	8	52	342	15	40	358	127	269	39	339	65	306	56	294	52	326	202	163
ST PAUL W-1 P-19	808	62	429	60	340	20	64	329	23	65	344	157	242	52	341	75	293	67	288	46	333	204	182
ST PAUL W-1 P-20	978	87	574	152	376	26	148	379	21	150	353	274	250	116	391	149	323	142	301	93	391	256	262
ST PAUL W-1 P-21	1895	213	1289	269	933	61	282	905	60	298	907	628	574	222	922	332	756	283	727	164	934	560	626
ST PAUL W-1 P-22	1118	77	622	109	477	26	124	449	32	117	473	241	340	95	457	131	383	113	372	60	468	294	278
ST PAUL W-1 P-23	1123	94	656	109	492	26	104	490	37	110	504	249	372	87	487	148	382	95	390	71	477	278	319
<b>County Totals:</b>	<b>14298</b>	<b>944</b>	<b>7671</b>	<b>1602</b>	<b>5498</b>	<b>330</b>	<b>1615</b>	<b>5487</b>	<b>329</b>	<b>1457</b>	<b>5735</b>	<b>3093</b>	<b>4038</b>	<b>1246</b>	<b>5585</b>	<b>1725</b>	<b>4758</b>	<b>1464</b>	<b>4645</b>	<b>1006</b>	<b>5664</b>	<b>3655</b>	<b>3221</b>
District 65A Total	14298	944	7671	1602	5498	330	1615	5487	329	1457	5735	3093	4038	1246	5585	1725	4758	1464	4645	1006	5664	3655	3221
% Of Voters		100		20.88	71.67	4.30	21.05	71.53	4.29	18.99	74.76	40.32	52.64	16.24	72.81	22.49	62.03	19.08	60.55	13.11	73.84	47.65	41.99

	VOTER REGISTRATION			U.S. SENATOR			U.S. REP. DISTRICT 4			STATE REP.		GOVERNOR & LT. GOV.		SECRETARY OF STATE		STATE AUDITOR		STATE TREASURER		ATTORNEY GENERAL		CONST. AMEND. 1		
	Persons registered as of 7:00 a.m. election day	Persons registered on election day	Total number of persons voting	IR ROD GRAMS	DFL ANN WYNIA	IP DEAN M. BARKLEY	IR DENNIS NEWINSKI	DFL BRUCE F. VENTO	GRP DAN R. VACEK	IR RICHARD MC GINNIS	DFL CARLOS MARIANI	IR ARNE H. CARLSON AND JOANNE E. BENSON	DFL JOHN MARTY AND NANCY LARSON	IR DICK KIMBLER	DFL JOAN ANDERSON GROWE	IR JUDI DUTCHER	DFL DONALD M. MOE	IR JAMES C. (JIM) OLSON	DFL MICHAEL A. McGRATH	IR SHARON ANDERSON	DFL HUBERT H. HUMPHREY III	YES	NO	
District 65B																								
County																								
Ramsey																								
ST PAUL W-1 P- 6	471	32	217	77	123	7	48	151	11	63	122	86	117	48	141	47	130	53	118	39	151	120	68	
ST PAUL W-2 P- 6	1305	129	806	247	488	33	235	507	33	265	418	369	360	203	526	258	435	231	428	140	536	386	327	
ST PAUL W-2 P- 7	1861	215	1155	313	759	43	331	736	53	375	661	575	491	279	767	368	614	314	620	193	806	543	529	
ST PAUL W-2 P- 8	1259	55	761	237	438	49	214	491	35	200	486	364	344	162	519	209	455	164	454	106	549	449	264	
ST PAUL W-2 P-10	1006	51	584	153	383	31	155	387	28	151	373	248	292	120	403	153	347	126	359	87	431	342	205	
ST PAUL W-2 P-11	1225	68	724	218	453	30	203	452	45	197	471	322	352	157	493	234	389	178	405	117	489	357	304	
ST PAUL W-2 P-12	1421	99	841	202	559	38	199	570	45	204	546	370	401	141	602	192	517	173	522	107	611	411	350	
ST PAUL W-2 P-15	1439	53	897	279	529	63	260	587	30	278	541	414	417	184	624	242	539	219	541	140	661	540	300	
ST PAUL W-2 P-17	1015	39	522	153	320	32	132	355	28	126	350	217	262	98	370	136	309	118	322	70	388	288	191	
ST PAUL W-2 P-18	642	40	326	86	214	12	74	227	9	77	214	116	189	61	221	68	206	70	187	46	223	161	123	
ST PAUL W-2 P-19	1196	81	732	219	454	34	177	491	37	191	471	296	368	154	507	184	436	152	428	85	537	328	345	
ST PAUL W-2 P-20	1450	89	994	328	557	70	316	596	55	299	612	465	431	255	631	355	480	280	508	164	689	467	467	
ST PAUL W-2 P-21	975	47	588	213	327	25	192	361	23	192	363	301	253	154	386	208	318	176	318	99	417	308	244	
<b>County Totals:</b>	<b>15265</b>	<b>998</b>	<b>9147</b>	<b>2725</b>	<b>5604</b>	<b>467</b>	<b>2536</b>	<b>5911</b>	<b>432</b>	<b>2618</b>	<b>5628</b>	<b>4143</b>	<b>4277</b>	<b>2016</b>	<b>6190</b>	<b>2654</b>	<b>5175</b>	<b>2254</b>	<b>5210</b>	<b>1393</b>	<b>6488</b>	<b>4700</b>	<b>3717</b>	
District 65B Total	15265	998	9147	2725	5604	467	2536	5911	432	2618	5628	4143	4277	2016	6190	2654	5175	2254	5210	1393	6488	4700	3717	
% Of Voters		100		29.79	61.27	5.11	27.72	64.62	4.72	28.62	61.53	45.29	46.76	22.04	67.67	29.01	56.58	24.64	56.96	15.23	70.93	51.38	40.64	
District 65 Total	29563	1942	16818	4327	11102	797	4151	11398	761	-	-	7236	8315	3262	11775	4379	9933	3718	9855	2399	12152	8355	6998	
% Of Voters		100		25.73	66.01	4.74	24.68	67.77	4.52	-	-	43.03	49.44	19.40	70.01	26.04	59.06	22.11	58.60	14.26	72.26	49.68	41.25	

District 66A County Ramsey

Table with 11 columns: VOTER REGISTRATION, U.S. SENATOR, U.S. REP. DISTRICT 4, STATE REP., GOVERNOR & LT. GOV., SECRETARY OF STATE, STATE AUDITOR, STATE TREASURER, ATTORNEY GENERAL, CONST. AMEND. 1. Rows include individual precincts and County Totals.

District 66B County Ramsey

Table with 11 columns: VOTER REGISTRATION, U.S. SENATOR, U.S. REP. DISTRICT 4, STATE REP., GOVERNOR & LT. GOV., SECRETARY OF STATE, STATE AUDITOR, STATE TREASURER, ATTORNEY GENERAL, CONST. AMEND. 1. Rows include individual precincts and County Totals.

ST PAUL W-4 P-11	1211	57	783	232	485	35	224	502	31	291	429	334	395	166	538	237	424	186	430	103	570	322	392
ST PAUL W-4 P-14	844	79	454	126	271	39	129	276	28	156	257	194	206	111	290	152	221	127	218	73	302	220	209
ST PAUL W-5 P- 1	1085	78	815	333	409	49	328	434	28	420	345	489	283	238	511	326	398	274	400	137	564	350	416
ST PAUL W-5 P- 2	1443	69	1149	467	608	58	458	635	25	612	484	674	412	334	727	478	531	372	589	189	804	511	566
ST PAUL W-5 P-16	1751	189	1090	337	660	58	335	681	50	427	594	572	453	261	717	367	559	301	588	194	736	510	506
County Totals:	19021	1395	12887	3908	7960	640	3939	7966	589	4840	7285	6161	5823	3073	8570	4242	6654	3492	6887	2034	8947	5473	6551
District 66B Total	19021	1395	12887	3908	7960	640	3939	7966	589	4840	7285	6161	5823	3073	8570	4242	6654	3492	6887	2034	8947	5473	6551
% Of Voters		100		30.33	61.77	4.97	30.57	61.81	4.57	37.56	56.53	47.81	45.19	23.85	66.50	32.92	51.63	27.10	53.44	15.78	69.43	42.47	50.83
District 66 Total	33786	2247	21635	6798	12992	1168	6862	13183	971	10486	9594	5155	14389	5155	14389	7036	11401	5825	11754	3522	15096	9983	10175
% Of Voters		100		31.42	60.05	5.40	31.72	60.93	4.49	-	-	48.47	44.35	23.83	66.51	32.52	52.70	26.92	54.33	16.28	69.78	46.14	47.03

District 67A  
County  
Ramsey

ST PAUL W-5 P-19	607	32	309	109	169	20	99	189	17	86	187	153	134	75	194	101	171	82	166	59	214	180	112
ST PAUL W-6 P- 6	1723	62	1181	428	655	68	442	690	30	306	787	628	483	303	780	432	612	361	665	196	875	647	485
ST PAUL W-6 P- 8	980	64	575	212	308	36	225	321	13	164	361	293	240	161	358	189	312	163	324	101	407	314	224
ST PAUL W-6 P-10	1518	81	952	351	504	67	375	526	32	260	619	512	374	279	604	360	488	293	522	161	680	519	398
ST PAUL W-6 P-14	721	52	393	130	233	21	114	257	15	100	259	176	195	101	258	118	228	110	216	69	275	208	137
ST PAUL W-6 P-15	748	37	369	140	188	26	127	220	17	100	238	193	146	98	243	134	189	102	199	79	249	213	135
ST PAUL W-6 P-16	1251	58	665	193	414	36	200	436	25	155	465	314	308	149	454	179	390	167	395	114	489	380	247
ST PAUL W-6 P-18	571	16	234	84	127	11	74	144	10	57	149	117	103	59	146	84	119	74	117	46	155	138	77
ST PAUL W-6 P-19	1336	64	863	307	463	62	292	524	26	198	603	448	366	204	599	280	489	250	489	156	625	500	316
ST PAUL W-6 P-20	1329	65	728	255	404	46	252	426	30	176	492	383	292	171	492	242	388	204	406	116	517	399	280
ST PAUL W-7 P- 1	1072	61	551	183	305	43	180	331	22	135	369	270	229	136	357	151	310	140	307	70	406	332	189
ST PAUL W-7 P- 2	1475	70	958	314	555	62	328	569	40	236	637	501	402	232	629	311	508	247	550	152	678	508	377
ST PAUL W-7 P- 9	1351	71	832	337	423	41	332	450	31	255	501	465	314	236	519	307	415	264	422	157	562	429	348
County Totals:	14682	733	8610	3043	4748	539	3040	5083	308	2228	5667	4453	3586	2204	5633	2888	4619	2457	4778	1476	6132	4767	3325
District 67A Total	14682	733	8610	3043	4748	539	3040	5083	308	2228	5667	4453	3586	2204	5633	2888	4619	2457	4778	1476	6132	4767	3325
% Of Voters		100		35.34	55.15	6.26	35.31	59.04	3.58	25.88	65.82	51.72	41.65	25.60	65.42	33.54	53.65	28.54	55.49	17.14	71.22	55.37	38.62

VOTER REGISTRATION	U.S. SENATOR	U.S. REP. DISTRICT 4	STATE REP.	GOVERNOR & LT. GOV.	SECRETARY OF STATE	STATE AUDITOR	STATE TREASURER	ATTORNEY GENERAL	CONST. AMEND. 1
--------------------	--------------	----------------------	------------	---------------------	--------------------	---------------	-----------------	------------------	-----------------

Persons registered as of 7:00 a.m. election day	Persons registered on election day	Total number of persons voting	IR ROD GRAMS	DFL ANN WYNYA	IP DEAN M. BARKLEY	IR DENNIS NEWINSKI	DFL BRUCE F. VENTO	GRP DAN R. VACEK	IR KELLI RAE BRANDES	DFL JIM FARRELL	IR ARNE H. CARLSON AND JOHANN E. BENSON	DFL JOHN MARTY AND NANCY LARSON	IR DICK KIMBLER	DFL JOAN ANDERSON GROWE	IR JUDI DUTCHER	DFL DONALD M. MOE	IR JAMES C. (JIM) OLSON	DFL MICHAEL A. McGRATH	IR SHARON ANDERSON	DFL HUBERT H. HUMPHREY III	YES	NO
-------------------------------------------------	------------------------------------	--------------------------------	--------------	---------------	--------------------	--------------------	--------------------	------------------	----------------------	-----------------	-----------------------------------------	---------------------------------	-----------------	-------------------------	-----------------	-------------------	-------------------------	------------------------	--------------------	----------------------------	-----	----

		VOTER REGISTRATION			U.S. SENATOR			U.S. REP. DISTRICT 4			STATE REP.		GOVERNOR & LT. GOV.		SECRETARY OF STATE		STATE AUDITOR		STATE TREASURER		ATTORNEY GENERAL		CONST. AMEND. 1	
		Persons registered as of 7:00 a.m. election day	Persons registered on election day	Total number of persons voting	IR ROD GRAMS	DFL ANN WYNIA	IP DEAN M. BARKLEY	IR DENNIS NEWINSKI	DFL BRUCE F. VENTO	GRP DAN R. VACEK	IR RICHARD D. (RICH) CAIRNES	DFL STEVE TRIMBLE	IR ARNE H. CARLSON AND JOANNE E. BENSON	DFL JOHN ANDERSON JOHN MARTY AND NANCY LARSON	IR DICK KIMBLER	DFL JOAN ANDERSON GROVE	IR JUDI DUTCHER	DFL DONALD M. MOE	IR JAMES C. (JIM) OLSON	DFL MICHAEL A. McGRATH	IR SHARON ANDERSON	DFL HUBERT H. HUMPHREY III	YES	NO
District 67B																								
County																								
Ramsey																								
ST PAUL W-6 P-17		607	38	300	74	182	14	57	214	17	53	210	105	156	61	196	67	179	59	187	38	218	174	95
ST PAUL W-7 P- 4		869	39	444	160	229	29	143	264	23	126	281	209	196	116	277	138	236	123	246	87	309	250	166
ST PAUL W-7 P- 5		1022	43	593	219	314	45	207	346	22	179	383	289	266	160	384	214	303	177	324	108	426	331	233
ST PAUL W-7 P- 6		1277	68	673	247	368	43	250	385	22	206	415	345	283	190	428	244	333	215	353	139	463	373	260
ST PAUL W-7 P- 7		1255	55	793	279	437	47	263	478	35	271	480	418	323	196	528	260	426	222	456	113	585	437	308
ST PAUL W-7 P- 8		1240	69	730	289	379	38	285	413	16	280	408	411	270	209	470	279	373	242	386	142	503	413	279
ST PAUL W-7 P-10		1553	78	978	412	481	59	421	512	23	400	526	605	323	298	602	423	443	361	454	219	665	527	404
ST PAUL W-7 P-11		705	39	356	127	182	31	117	209	16	106	229	187	143	99	215	116	179	110	188	69	245	215	113
ST PAUL W-7 P-13		1258	51	850	295	489	47	278	533	19	272	522	446	360	224	566	286	479	246	487	123	636	467	328
ST PAUL W-7 P-14		1239	82	751	264	406	50	240	465	27	217	496	401	293	189	505	254	397	215	406	139	517	353	338
ST PAUL W-7 P-15		1152	41	728	279	380	50	297	399	21	286	395	431	258	230	445	318	326	256	360	146	493	400	292
ST PAUL W-7 P-17		1839	126	1211	496	627	64	510	651	27	495	641	740	414	384	746	508	567	444	566	234	835	591	554
ST PAUL W-7 P-18		1328	77	890	410	417	36	412	437	26	401	447	575	259	310	520	403	378	338	404	197	576	449	390
County Totals:		15364	806	9297	3551	4891	553	3480	5306	294	3292	5433	5162	3544	2666	5882	3510	4619	3008	4817	1754	6471	4980	3760
District 67B Total		15364	806	9297	3551	4891	553	3480	5306	294	3292	5433	5162	3544	2666	5882	3510	4619	3008	4817	1754	6471	4980	3760
% Of Voters			100		38.20	52.61	5.95	37.43	57.07	3.16	35.41	58.44	55.52	38.12	28.68	63.27	37.75	49.68	32.35	51.81	18.87	69.60	53.57	40.44
District 67 Total		30046	1539	17907	6594	9639	1092	6520	10389	602	-	-	9615	7130	4870	11515	6398	9238	5465	9595	3230	12603	9747	7085
% Of Voters			100		36.82	53.83	6.10	36.41	58.02	3.36	-	-	53.69	39.82	27.20	64.30	35.73	51.59	30.52	53.58	18.04	70.38	54.43	39.57

# APPENDIX A

## **PERMANENT RULES OF THE HOUSE OF REPRESENTATIVES AND SENATE**

---

RULES OF THE HOUSE OF REPRESENTATIVES.....	524
RULES OF THE SENATE.....	538
JOINT RULES OF THE SENATE AND HOUSE.....	549

## Article I Daily Business

### 1.01 Convening of the House.

Unless otherwise ordered, regular sessions of the House shall convene at two-thirty p.m. The Speaker shall take the chair at the hour at which the House convenes and the House shall then be called to order. A prayer shall be said by the Chaplain or time allowed for a brief meditation. Then, on the first legislative day in any calendar week, it shall be followed by the pledge of allegiance to the flag of the United States of America. Then a roll of members shall be called and the names of members present and members excused shall be entered in the Journal of the House.

### 1.02 Reading of the Journal.

A quorum being present, the Journal of the preceding day shall be read by the Chief Clerk unless otherwise ordered. The House may correct any errors in the Journal of the preceding day.

### 1.03 Order of Business.

After the reading of the Journal, the order of business of the day shall be:

- (1) Presentation of petitions or other communications.
- (2) Reports of standing committees.
- (3) Second reading of House bills.
- (4) Second reading of Senate bills.
- (5) Reports of select committees.
- (6) Introduction and first reading of House bills.
- (7) Consideration of messages from the Senate.
- (8) First reading of Senate bills.
- (9) Consent Calendar.
- (10) Calendar for the day.
- (11) General Orders.
- (12) Motions and resolutions.

Conference committees on House bills and the Committee on Rules and Legislative Administration may report at any time except when the House is in the Committee of the Whole.

### 1.04 Second Reading of Bills.

Every bill shall require a second reading.

Except as otherwise ordered, every bill requiring the approval of the Governor shall, after a second reading, be considered in a Committee of the Whole before it shall be finally acted upon by the House.

### 1.05 Committee of the Whole.

The Committee of the Whole is a committee of the entire membership of the House. The Speaker may appoint another member as chair to preside over the Committee of the Whole.

When the House arrives at the General Orders of the Day, it shall resolve itself into a Committee of the Whole to consider bills on General Orders.

A bill considered in the Committee of the Whole shall be reported and then debated by sections, with the title considered last. All amendments shall be typewritten and five copies shall be submitted to the Chair who shall report them to the House.

### 1.06 Rules to Apply to Committee of the Whole.

The Rules of the House shall be observed in the Committee of the Whole so far as may be applicable except that the previous question shall not be forced or speaking limited.

Upon demand of 15 members, the yeas and nays shall be called, the question voted on, and the yeas and nays recorded in the Journal of the House.

In the Committee of the Whole no amendment increasing the amount of any appropriation shall be passed without the yeas and nays recorded in the Journal of the House.

A motion that the Committee arise shall always be in order and shall be decided without debate.

### 1.07 General Orders of the Day.

The Chief Clerk at the direction of the Speaker shall prepare the General Orders of the Day, which is a list of all bills which have not been made Special Orders or placed on the Consent Calendar, numbered according to their order at second reading. Unless otherwise ordered by a majority of the Committee, items on General Orders shall be taken up in numerical order.

The Chief Clerk shall see that a copy of each bill printed under the Rules or Orders of the House is placed in each member's file, which is to be kept at the member's desk in the chamber, at least 24 hours before the bill shall be considered in the Committee of the Whole.

If a bill is progressed three times it shall be placed at the end of General Orders.

Except during the last five days in any year on which a bill may be passed, a bill amended in the Committee of the Whole shall not be given its third reading until it is engrossed and reproduced as amended.



**1.08 Third Reading of Bills.**

No amendment shall be received after the third reading without the unanimous consent of the House, except to fill blanks or to amend titles.

At any time prior to its passage any bill or resolution may be referred or re-referred by a majority vote of the whole House. If the committee, other than the Committee of the Whole, to which it was referred or re-referred reports an amendment on it, it shall again be given its second reading, considered in Committee of the Whole, given its third reading and placed upon its final passage.

**1.09 Special Orders.**

A bill may be made the Order of the Day for a special time and be placed upon a separate list known as "Special Orders."

The Committee on Rules and Legislative Administration may by committee report designate as a Special Order any bill which has had its second reading.

Any member may move to make a bill a Special Order by giving notice at least two legislative days in advance of and specifying the day on which the member will so move. The notice shall include the number and title of the bill and the day and time certain for the Special Order. Only the member giving such notice, or another member designated in writing by the member who originally gave notice of the Special Order to the Speaker, may make the motion for the Special Order. A two-thirds vote of the whole House on such motion is required to make a bill a Special Order.

The time set for the motion may not be extended, and failure to make the motion on the specified day forfeits the right to make the motion.

A motion to make a bill a Special Order, when made according to the procedures herein prescribed, shall be a privileged motion, shall take precedence over all other motions except a motion to adjourn or to set the time to adjourn and questions of personal privilege, and may be made at any time on the day designated in the notice. A three-fourths vote of the whole House is required to suspend the motion.

Any Special Order, or any part of it, may be continued or postponed by two-thirds vote of the whole House at the time of such Special Order; however, a Special Order designated by the Committee on Rules and Legislative Administration may be continued or postponed by a majority vote of the whole House at the time of such Special Order. If a bill on Special Orders has been continued three times by the author or coauthor a motion for continuance shall not be in order and the bill shall be returned to General Orders.

When the time arrives for the consideration of any Special Order, the House shall consider each bill upon the Special Order in the order in which it is listed. After consideration it shall immediately be read the third time and placed upon final passage.

**1.10 Finance and Revenue Bills Given Precedence.**

Any bill relating to taxes or raising revenue and any finance bill, which has had its second reading, shall be acted upon whenever requested by the Chair of the Committee on Ways and Means or by a designee of the Chair or, for any bill relating to taxes or raising revenue, by the Chair of the Committee on Taxes or a designee of the Chair.

**1.11 Consent Calendar.**

Any bill of a non-controversial nature for which the committee report recommends placement upon the Consent Calendar shall be given its second reading after the report is adopted and placed upon the Consent Calendar. The bill shall be printed and placed in the members' files at least one day before it can be considered. The bill shall be placed upon the Consent Calendar in the order in which it is given its second reading.

The Consent Calendar shall immediately precede the order of business known as "Calendar for the Day." Every bill on the Consent Calendar shall be debated, given its third reading and voted upon, provided, however, that at any time prior to third reading, ten members may object to any bill as being controversial. Any bill so objected to shall be stricken from the Consent Calendar and be immediately placed upon General Orders, taking its place in the usual order.

**1.12 Suspension of Rules to Advance a Bill.**

Every bill shall be reported on three different days, except that in case of urgency, a two-thirds majority of the whole House may suspend this Rule. A motion for suspension of the Rules to advance a bill for consideration out of its regular order is in order under the order of business "Motions and Resolutions" or at any time the bill is before the House. The motion must be presented to the Speaker in writing and must state the present position of the bill.

**1.13 Minority Reports.**

Any minority report shall be made separately from the majority report and shall be considered before the majority report. If the minority report is adopted the majority report shall not be considered. If the minority report is not adopted the majority report shall then be considered.

**1.14 Committee Report Laid Over.**

The report of any committee may be laid over one day and printed in the Journal, if so ordered by the House.

**1.15 Recalling Bill from Committee or Division.**

In regular session, except after the deadline for committee reports on bills originating in the House, any bill or resolution may be recalled from any committee or division at any time by majority vote of the whole House, be given a second reading and be advanced to General Orders. A motion to recall a bill or resolution shall be in order only under the order of business "Motions and Resolutions."

**1.16 Time Limit for Consideration of Bills.**

If 20 legislative days after a bill has been referred to committee or division (other than a bill in the Committee on Ways and Means, the Committee on Taxes or a division of the Committee on Taxes, a finance committee, or a finance division of a standing committee) no report has been made upon it by the committee or division, its chief author may request that it be returned to the House and the request shall be entered in the Journal for the day. The committee or division shall have ten calendar days thereafter in which to vote upon the bill requested. If the committee or division fails to vote upon it within the ten days, the chief author may, at any time within five calendar days thereafter, present a written demand to the Speaker for its immediate return to the House. The demand shall be entered in the Journal for that day and shall constitute the demand of the House. The bill shall then be considered to be in the possession of the House, given its second reading and placed at the end of General Orders.

Such bill is subject to re-reference by a majority vote of the whole House. If the motion to re-refer is made on the day of the demand or within one legislative day thereafter, the motion shall take precedence over all other motions except privileged motions and shall be in order at any time.

In regular session in 1995 after Friday, May 5, and in 1996 after\*, the House shall not act on bills other than those recommended by conference committee reports, the Committee on Rules and Legislative Administration, or the Committee on Ways and Means, and those bills contained in messages from the Senate or from the Governor.

**1.17 Disposition of Senate Bills.**

Any Senate File received by the House, accompanied by a message announcing its passage by the Senate, shall be referred to the appropriate standing committee in accordance with Rule 5.05. However, if a Senate File is received which is stated by a member to be identical to a House File already reported by a standing committee of the House and placed on General Orders, Calendar, Consent Calendar, or Special Orders, the Senate File shall be referred to the Chief Clerk for comparison. If the Chief Clerk reports that the Senate File is identical with the House File, the Senate File may by majority vote be substituted for the House File and take its place. The fact that the bills are identical shall be entered in the Journal and the House File is then considered withdrawn.

Any Senate File which has been amended on the floor of the House, except at time of final passage, and any Senate File which has been reported to the House with amendments by a House standing committee, shall be unofficially engrossed and reprinted by the Chief Clerk. Amendments to unofficial engrossments of a Senate File may be offered.

**1.18 Recorded Floor Proceedings.**

All proceedings on the floor of the House shall be recorded on magnetic tape or similar recording device under the direction of the Chief Clerk. All taped proceedings of the House floor sessions shall be delivered to the Director of the Legislative Reference Library and there maintained on file for use by any member of the public in accordance with the rules of the Legislative Reference Library. Tapes delivered to the Legislative Reference Library shall be kept by the library for eight years after which they shall be delivered to the Director of the Minnesota Historical Society.

Any person may obtain a copy of any such tape during the biennium in which it is recorded upon payment of a fee determined by the Chief Clerk to be adequate to cover the cost of preparing the copy.

Discussion preserved under this rule is not intended to be admissible in any court or administrative proceeding on an issue of legislative intent.

**1.19 Question Sessions.**

The House, by resolution, may reserve time at occasions during the legislative session for the Governor to appear to answer questions from House members. Before each question session, the House shall notify the Governor of issues to be covered at that session. The Governor may bring staff to a question session to assist in answering questions.

**Article II  
Voting**

**2.01 Authorizing Electric Voting System.**

Except for a vote upon elections, any vote may be taken by means of the electric voting system which shall be under the control of the Speaker of the House. No member may vote on a question except at the member's own seat in the chamber.

**2.02 Call of the House.**

Ten members may demand a call of the House at any time except after voting has commenced. When such call is demanded, the doors shall be closed, the roll shall be called, the absent members shall be sent for, and no member may be permitted to leave until the roll call is suspended or completed.

During the roll call, no motion shall be in order except a motion pertaining to matters incidental to the call. Proceedings under the roll call may be suspended by a majority vote of the whole House. After the roll call is suspended or completed the Sergeant at Arms shall not permit any member to leave the Chamber unless excused by the Speaker. A call of the House may be lifted by a majority vote of the whole House.

### **2.03 Demanding Yeas and Nays.**

Yeas and nays shall be ordered without demand upon final passage of bills and upon adoption of resolutions or motions directing the payment of money. In all other cases the yeas and nays shall be ordered only upon demand of 15 members.

### **2.04 Explaining or Changing Vote.**

No member shall be allowed to explain a vote or discuss the question while the yeas and nays are being taken, nor be allowed to change a vote after the yeas and nays have been announced from the chair by the Speaker.

### **2.05 Every Unexcused Member to Vote.**

Any member who is immediately interested in the question being voted on shall not vote.

Every other member present before a vote is declared from the chair shall vote for or against the matter before the House, unless the House excuses the member from voting. However, no member is required to vote on any matter concerning a resolution except for a resolution relating to the internal business of the House or the Legislature.

A member who declines to vote on a call of the member's name shall be required to state reasons for so declining. After the vote has been taken but before the chair has announced the vote, the chair shall submit to the House the question, "Shall the member, for the reasons stated, be excused from voting?" which shall be decided without debate. Any other proceedings in reference thereto shall take place after announcement of the vote.

## **Article III Motions and Amendments**

### **3.01 Amendments and Other Motions.**

No amendment or other motion shall be debated until after it is stated by the Speaker.

After an amendment or other motion has been stated by the Speaker it is in possession of the House, but the mover may withdraw it at any time before amendment or decision. Unless a motion, resolution or amendment is withdrawn on the day it is made, it shall be entered in the Journal, together with the name of the member offering it.

The Speaker may require any amendment or other motion be typewritten and that five copies be given to the Chief Clerk.

### **3.02 Precedence of Motions.**

When a question is under consideration, no motion shall be received except the following, the first four of which shall be decided without debate:

- (1) To fix the time of adjournment.
- (2) To adjourn.
- (3) To lay on the table.
- (4) For the previous question.
- (5) To refer.
- (6) To postpone to a day certain.
- (7) To amend.
- (8) To postpone indefinitely.
- (9) To pass.

The motions shall have precedence in the order listed. However, if the motion for the previous question has been seconded and the main question ordered, the motion to lay on the table shall not be in order.

### **3.03 Motion to Adjourn.**

A motion to adjourn shall always be in order except during roll call.

When a motion to adjourn is made it shall be in order for the Speaker, before putting the question, to permit any member to state reasons which would seem to render adjournment improper at that time. Such a statement shall not be debatable and shall be limited to not over two minutes.

### **3.04 Motion for Reconsideration.**

When a question has been decided either in the affirmative or negative, it shall be in order for any member who voted with the prevailing side to move its reconsideration, provided that such motion is made either on the same day the vote was taken or within the following two days of actual session of the House. A motion for reconsideration can be made at any time in the Order of Business and shall take precedence over all other questions except the motion to adjourn and the notice of intention to

move reconsideration. Such motion or notice shall not be in order if the document, bill, resolution, message, report or other official action on which the vote was taken shall have left the possession of the House.

When a member gives notice of intention to move reconsideration of the final action of the House on any bill, resolution, message, report or other official action, the Chief Clerk shall retain the same until after the matter is disposed of or the time has expired during which the motion for reconsideration can be made.

On the last day allowed for the motion to reconsider, it shall be in order for any member who voted on the prevailing side to make the motion, unless the matter has been already disposed of.

A motion for reconsideration having been voted upon and lost shall not be renewed.

In regular session in 1995, notice of intention to move reconsideration shall not be in order after Monday, April 17.

In regular session in 1996, notice of intention to move reconsideration shall not be in order after\*.

**3.05 Order of Putting Question.**

Except in the case of privileged questions, all questions, whether in committee or in the House, shall be put in the order in which they are moved. When filling blanks, a motion for the largest sum or the longest time shall be put first.

**3.06 Division of a Question.**

Any member may request the division of a question which contains several separate and distinct points. A motion to strike out and insert shall not be divisible. If a motion to strike out is lost it shall not preclude another motion to amend or to strike out and insert.

**3.07 The Previous Question.**

The motion calling for the previous question must be seconded by 15 members. If the motion for the previous question is ordered by a majority of members present, it shall have the effect of cutting off all debate and bringing the House to direct vote upon the question or questions.

The previous question may be moved and ordered upon a single motion, a series of motions allowable under the Rules, or an amendment or amendments; or it may include all authorized motions or amendments, including a vote on final passage of a bill.

On a motion for the previous question, but prior to its being ordered, a call of the House shall be in order. After a majority has ordered the previous question, no call shall be in order prior to the decision on the main question.

When the previous question is decided in the negative, the main question remains under debate until disposed of by taking a vote either on the question or in some other manner.

All incidental questions of order arising after a motion is made for the previous question and prior to the vote on the main question shall be decided without debate.

**3.08 Amendments to Amendments.**

An amendment may be amended, but an amendment to an amendment may not be amended.

**3.09 Motions and Propositions to be Germane.**

No motion or proposition on a subject different from that under consideration shall be admitted under guise of its being an amendment.

**3.10 Amendment Not to Annex Another Bill.**

Except in a standing committee no bill or resolution shall at any time be amended by annexing or incorporating any other bill or resolution.

**3.11 Resolutions and Motions Involving Expenditure of Money.**

Any resolution or motion involving the expenditure of money out of the legislative expense fund shall be referred to the Committee on Rules and Legislative Administration before being acted upon by the House. A majority vote of the whole House, determined by a roll call, is required to pass any such resolution or motion.

**3.12 Amendments to Appropriation and Tax Bills.**

No amendment increasing an appropriation and no amendment increasing a tax shall be declared passed until voted for by a majority of the whole House determined by a roll call vote.

**3.13 Motion to Lay on the Table.**

A motion to lay on the table shall not be in order on a motion to amend, except that a motion to amend the Rules may be tabled.

**3.14 Motion to Rescind.**

The motion to rescind shall not be in order at any time in any proceeding in the House or in any committee of the House.

**3.15 Suspension or Amendment of the Rules.**

The concurrence of two-thirds of the whole House is required to suspend, alter, or amend any Rule

of the House, except that any amendment to the Rules reported by the Committee on Rules and Legislative Administration may be adopted by a majority of the whole House.

Except as provided in Rule 1.12, a motion to suspend, alter, or amend any Rule of the House must be made under the order of business "Motions and Resolutions." If the motion is made at any other time, unanimous consent is required before the Speaker can entertain the motion.

A motion to suspend the Rules, together with the subject matter to which it pertains, is debatable, but the previous question may be applied to the motion.

#### **Article IV Debate and Decorum**

##### **4.01 Absence of Members and Officers.**

Unless illness or other sufficient cause prevents attendance, no member or officer of the House shall be absent from any session of the House without first having obtained from the Speaker permission to be absent.

##### **4.02 Duties of Members.**

Members shall keep their seats until the Speaker announces adjournment.

Every member, before speaking, shall rise and respectfully address the Speaker and shall not speak further until recognized by the Speaker. When two or more members rise at the same time, the Speaker shall designate the member to speak first.

##### **4.03 Questions of Order.**

If any member of the House transgresses the Rules, either in speaking or in any other way, the Speaker shall, or any member may, call the member to order. A member so called to order shall immediately sit down unless another member moves to permit the member who was called to order to explain. In either case, the House, if appealed to, shall decide without debate. Only if the decision is in favor of the member called to order shall that member be at liberty to proceed. A member called to order shall be liable to censure or such other punishment as the House may deem proper.

##### **4.04 Order in Debate.**

No member shall speak more than twice on the same subject without leave of the House, nor more than once until every other member wishing to speak on the pending question has had an opportunity to do so.

##### **4.05 Notice of Intention to Debate a Resolution.**

Any member may give notice of intention to debate a resolution. Such notice may be given at any time before the vote is taken on the resolution. If such notice is given, the resolution shall be laid over one day without debate or any other action.

##### **4.06 Offensive Words in Debate.**

If any member is called to order for offensive words in debate, the member calling for order shall report the words to which exception is taken and the Clerk shall record them. No member shall be held to answer or be subject to censure of the House for any language used in debate if exception is not taken before any other member has spoken or any other business has taken place.

##### **4.07 Order During Session.**

No member shall walk out of or across the Chamber when the Speaker is putting the question. No member shall engage in private conversation while another member is speaking or pass between the speaking member and the Chair.

##### **4.08 No One to Remain by the Chief Clerk's Desk.**

No member or other person shall remain by the Chief Clerk's desk while the yeas and nays are being called.

##### **4.09 Who May be Admitted to the Floor.**

No person shall be admitted within the House Chamber, except members themselves, properly authorized employees, the Chief Executive and ex-governors of the State of Minnesota, members of the Senate, heads of departments of the state government, judges of the Supreme Court, Court of Appeals, and District Courts, members of Congress, properly accredited representatives of radio and television stations, newspapers and press associations, as herein provided for, and none other. When a former member of Congress or the Minnesota Legislature or any other person is issued a permit by the Speaker good for the day, that person shall be provided with a seat near the Speaker's rostrum, and at no time shall a conversation be carried on so as to disturb the business of the House. Before issuing the permit, the Speaker shall make certain that the person does not seek the floor of the House for the purpose of influencing decisions of the House.

The alcoves shall be kept for the use of members only, and the Sergeant at Arms shall keep them cleared.

It shall not be in order for the Speaker to entertain a request for the suspension of this Rule, or to present from the Chair the request of any member for unanimous consent unless an extraordinary

condition exists, in which event the Speaker may consent to entertain a motion for its suspension.

During the period extending from one hour prior to the time the House is scheduled to convene until one hour after the House adjourns for the day, the retiring room shall be reserved for the exclusive use of the members and employees of the House. No committee meetings shall be held therein except for emergency meetings authorized by the Speaker of the House. The Sergeant at Arms is charged with the duty of strict enforcement of this provision.

**4.10 Presentation of Petitions.**

Any petition, memorial or other paper presented to the House shall include the name of the member introducing it and a brief description of its contents and shall be presented by the Speaker, who shall state briefly its contents.

**4.11 No Smoking in House Capitol Area.**

Smoking is prohibited in areas of the Capitol and State Office Building under the jurisdiction of the House of Representatives, including the House Chamber and Retiring Room and galleries, hearing rooms, minor corridors and offices, private offices, and lounges.

**4.12 Code of Conduct.**

The Committee on Rules and Legislative Administration, upon recommendation from the Committee on Ethics, shall establish and maintain a code of conduct for members, officers and employees of the House.

**Article V  
Bills**

**5.01 Bill and Resolution Form.**

No bill or resolution shall be introduced until it has been examined and approved by the Revisor of Statutes as to form and compliance with the Joint Rules of the House and Senate and the Rules of the House. Approval as to form shall be endorsed on the bill or resolution by the Revisor of Statutes. A bill that is divided into articles may include or be accompanied by a table of contents.

**5.02 Introduction of Bills and Resolutions.**

A bill, advisory bill or resolution offered for introduction shall be placed in the hands of the Speaker at least 24 hours prior to the convening of the daily session. Every bill, advisory bill and resolution shall be introduced in quadruplicate and each copy shall contain the signature of the member or name of the committee introducing it. No bill, advisory bill, memorial or resolution shall have more than five authors. A statement of facts being forwarded for action to a governmental official, agency, or body or other similar proposal is a memorial and shall be introduced in the same form as a bill and take the same course as a bill. No resolution shall authorize the expenditure of monies from any source other than the legislative expense fund.

**5.03 Time Limit for Introduction of Bills.**

In 1995, a bill prepared by a department or agency of state government shall be introduced and given its first reading by March 20. In 1996, a bill prepared by a department or agency of state government shall be introduced and given its first reading before\*.

**5.04 Advisory Bills.**

An advisory bill may be introduced by any member in the same manner as a bill except that the requirements of Rule 5.01 shall not apply.

Each advisory bill shall be typewritten on a form provided by the Chief Clerk. It shall have a title not exceeding 12 words in length and shall contain a specific proposal for the initiation, termination or alteration of a law or program of the state or any of its subdivisions. It need not be drafted in a form appropriate for enactment into law.

An advisory bill may be considered only in committee and shall not be given a second reading or be otherwise considered by the House, except that the committee may report its recommendation for re-referral to another committee.

**5.05 First Reading and Reference of Bills.**

Each bill, advisory bill and resolution shall be reported and given its first reading upon its introduction. No bill, advisory bill or resolution shall be objected to upon its introduction.

Except as provided in Rule 1.17 and Rule 5.06 each bill, advisory bill or resolution shall, after first reading, be referred by the Speaker to the appropriate standing committee or division thereof.

Congratulatory resolutions are exempt from this rule and may be adopted by the Committee on Rules and Legislative Administration without further consideration by the House.

Except as otherwise provided in these Rules, after a bill, advisory bill or resolution has been referred by the Speaker, a majority vote of the whole House shall be required for a re-referral of the bill, advisory bill or resolution by the House.

**5.06 Committee Bills.**

A committee bill shall be read for the first time and may be referred by the Speaker to any standing

committee. If it is not so referred, it shall be laid over one day. It shall then be read for the second time and placed upon General Orders, or, if recommended by the Committee, upon the Consent Calendar.

#### **5.07 Printing of Bills.**

Every bill shall be printed after it has been given its second reading. A bill may be printed at any other time a majority of the House so orders.

#### **5.08 Finance and Revenue Bills.**

Any bill, whether originating in the House or Senate which directly and specifically affects any present or future financial obligation on the part of the State or which directly and specifically affects state revenues, after being reported to the House, shall be referred, or re-referred to the appropriate finance committee, standing committee with a finance division for consideration by the finance division, or the Committee on Taxes, for action. Once action has been taken by that committee, the bill shall be thereafter re-referred to the Committee on Ways and Means. A bill, other than a major revenue or finance bill referred to in Rule 5.12, which carries an appropriation shall include an appropriation section. This rule does not apply to a bill recommended for passage by the Committee on Capital Investment under Rule 5.09.

#### **5.09 Bills Affecting Debt.**

The Committee on Capital Investment shall have jurisdiction over debt obligations issued by the State. A bill which authorizes the issuance of debt of the State shall be referred or re-referred to the Committee on Capital Investment.

The Chair of the Committee on Capital Investment shall assign to each finance committee or finance division of a standing committee the responsibility to develop a bill on state public debt within its jurisdiction. The bill shall be referred to the Committee on Capital Investment by\* 1996, for further disposition.

A bill recommended for passage by the Committee on Capital Investment shall be accompanied by a statement of its fiscal impact and shall be referred to the Committee on Ways and Means for review and action by that committee.

#### **5.10 Bills Affecting State Government Powers and Structure.**

Any bill, whether originating in the House or the Senate, which creates or reestablishes any new department, agency, commission, board, task force, advisory committee or council, or bureau, or any other such entity, or which substantially changes or alters the organization of or delegates rulemaking authority to or exempts from rulemaking any department or agency thereof of state government, or substantially changes, alters, vests or divests official rights, powers, or duties of any official, department or agency of the state government or any institution under its control, after being reported to the House, shall be referred, or re-referred, as the case may be, to the Committee on Governmental Operations for action by that committee. Prior to the deadline set by Rule 9.03, any committee other than the Committee on Governmental Operations to which such bill is referred shall, in its report, recommend re-referral to the Committee on Governmental Operations. After the deadline set by Rule 9.03, a report shall recommend re-referral to the Committee on Rules and Legislative Administration.

This rule does not apply to the major finance and revenue bills referred to in Rule 5.12. But, if those bills contain provisions that would create, abolish, or reestablish a department, agency, commission, board, task force, advisory committee or council, or other such entity, then the chair of the Committee on Taxes or the chair of the appropriate finance committee or standing committee with a finance division, must communicate the inclusion of the provision to the chair of the Committee on Rules and Legislative Administration prior to consideration of the matter on the floor.

All other bills in finance committees or referred out of finance divisions of standing committees and bills in the Committee on Taxes are also exempt from this rule except for bills to create, abolish, or reestablish a department, agency, commission, board, task force, advisory committee or council, or other such entity. Prior to the deadline set by Rule 9.03, those bills shall be re-referred to the Committee on Governmental Operations. After that deadline, the bills shall be re-referred to the Committee on Rules and Legislative Administration.

#### **5.11 Bills Affecting Taxes.**

Any bill whether originating in the House or Senate, which substantially affects state tax policy or the administration of state tax policy, after being reported to the House, shall be referred, or re-referred to the Committee on Taxes for action by that committee. Any standing committee other than the Committee on Taxes to which such a bill is referred shall, in its report, recommend re-referral to the Committee on Taxes.

#### **5.12 Ways and Means Committee; Resolution; Effect on Expenditures and Revenue Bills.**

The Committee on Ways and Means shall hold hearings as necessary to determine state expenditures and revenues for the coming fiscal biennium.

In regular session, not later than 15 days following the last available state general fund revenue and expenditure forecast for the coming fiscal biennium prepared during the session, the Committee on Ways and Means shall adopt a budget resolution. The budget resolution shall set the maximum limitation on expenditures and revenues for the coming fiscal biennium for the general fund and an

amount to be set aside as a budget reserve. The limitation is effective, if adopted, unless the Committee on Ways and Means adopts a different limitation in a subsequent budget resolution that accounts for increases or decreases in general fund revenues and expenditures anticipated for the current fiscal biennium.

Upon adoption of the budget resolution, the Committee on Ways and Means shall reconcile finance and revenue bills and upon request shall certify to the House that such bills do not exceed the limitation specified in the budget resolution.

A bill described in Rule 5.08 other than a major revenue or finance bill shall not be given its second reading until each major finance and revenue bill has received its second reading. However, a bill other than a major finance or revenue bill may be given its second reading after the House has received from the Committee on Ways and Means a statement certifying that the fiscal impact of the bill is or will be reconciled and within the guidelines of the budget resolution. All statements and certifications required by this rule may be reported orally by the Chair of the Committee on Ways and Means or a designee of the Chair. Major finance and revenue bills are: the higher education finance bill; the K-12 education finance bill; the environment and natural resources finance bill; the health and human services finance bill; the MinnesotaCare finance bill; the state government finance bill; the economic development, infrastructure and regulation finance bill; the transportation finance bill; the judiciary finance bill; the omnibus capital investment bill; and the omnibus tax bill.

Each finance committee, finance division of a standing committee, the Committee on Capital Investment, or the Committee on Taxes, upon recommending passage of any bill described in Rule 5.08, shall provide to the Committee on Ways and Means a fiscal statement on the bill.

**5.13 Bills Proposing Memorials.**

Any bill or amendment that proposes to have a memorial erected in the Capitol area shall be referred to the Committee on Rules and Legislative Administration.

**5.14 Recess Bill Introductions.**

During the period between the last day of the session in 1995 and the first day of the session in 1996, any bill filed with the Speaker for introduction shall be given a file number and may be unofficially referred to an appropriate standing committee of the House of Representatives.

**5.15 Bills Proposing Constitutional Amendments.**

Any bill, whether originating in the House or Senate, which proposes a constitutional amendment, after being reported to the House, shall be referred, or re-referred, as the case may be, to the Committee on Rules and Legislative Administration for action by that committee. Any committee, other than the Committee on Rules and Legislative Administration, to which such bill has been referred, shall, in its report, recommend re-referral to the Committee on Rules and Legislative Administration.

***HOUSE COMMITTEES and DIVISIONS:***

- AGRICULTURE
- CAPITAL INVESTMENT
- CLAIMS
- COMMERCE, TOURISM AND CONSUMER AFFAIRS
  - Business Regulation Division
- ECONOMIC DEVELOPMENT, INFRASTRUCTURE AND REGULATION FINANCE
  - Transportation Finance Division
- EDUCATION
  - K-12 Education Finance Division
  - Higher Education Finance Division
  - University of Minnesota Finance Division
- ENVIRONMENT AND NATURAL RESOURCES
- ENVIRONMENT AND NATURAL RESOURCES FINANCE
- ETHICS
- FINANCIAL INSTITUTIONS AND INSURANCE
- GENERAL LEGISLATION, VETERANS AFFAIRS AND ELECTIONS
  - Elections Division
- GOVERNMENTAL OPERATIONS
  - Gambling Division
  - State Government Finance Division
- HEALTH AND HUMAN SERVICES
  - Health and Human Services Finance Division
  - MinnesotaCare Division
- HOUSING
- INTERNATIONAL TRADE AND ECONOMIC DEVELOPMENT
- JUDICIARY
- JUDICIARY FINANCE
- LABOR-MANAGEMENT RELATIONS
- LOCAL GOVERNMENT AND METROPOLITAN AFFAIRS
- REGULATED INDUSTRIES AND ENERGY
- RULES AND LEGISLATIVE ADMINISTRATION
- TAXES
  - Property Tax and Tax Increment Financing Division
  - Sales and Income Tax Division
- TRANSPORTATION AND TRANSIT
- WAYS AND MEANS
  - Government Efficiency and Oversight Division



amount to be set aside as a budget reserve. The limitation is effective, if adopted, unless the Committee on Ways and Means adopts a different limitation in a subsequent budget resolution that accounts for increases or decreases in general fund revenues and expenditures anticipated for the current fiscal biennium.

Upon adoption of the budget resolution, the Committee on Ways and Means shall reconcile finance and revenue bills and upon request shall certify to the House that such bills do not exceed the limitation specified in the budget resolution.

A bill described in Rule 5.08 other than a major revenue or finance bill shall not be given its second reading until each major finance and revenue bill has received its second reading. However, a bill other than a major finance or revenue bill may be given its second reading after the House has received from the Committee on Ways and Means a statement certifying that the bill is or

ations  
s or a  
K-12  
uman  
omic  
ciary

pital  
Rule

ll be

n in  
/ be

ent,  
ttee  
the  
its

**Article VI  
Committees  
Powers and Duties**

**6.01 Committees.**

Standing committees of the House shall be appointed by the Speaker as follows:

- |                                                     |                                                     |
|-----------------------------------------------------|-----------------------------------------------------|
| Agriculture                                         | Divisions: Gambling                                 |
| Capital Investment                                  | Health and Human Services                           |
| Claims                                              | Divisions: Health and Human Services Finance        |
| Commerce, Tourism and Consumer Affairs              | Housing                                             |
| Division: Business Regulation                       | International Trade and Economic Development        |
| Economic Development, Infrastructure and Regulation | Judiciary                                           |
| Finance                                             | Judiciary Finance                                   |
| Division: Transportation Finance                    | Labor-Management Relations                          |
| Education                                           | Local Government and Metropolitan Affairs           |
| Divisions: Higher Education Finance                 | MinnesotaCare Finance                               |
| K-12 Education Finance                              | Regulated Industries and Energy                     |
| University of Minnesota Finance                     | Rules and Legislative Administration                |
| Environment and Natural Resources                   | State Government Finance                            |
| Environment and Natural Resources Finance           | Taxes                                               |
| Ethics                                              | Divisions: Property Tax and Tax Increment Financing |
| Financial Institutions and Insurance                | Sales and Income Tax                                |
| General Legislation, Veterans Affairs and Elections | Transportation and Transit                          |
| Division: Elections                                 | Ways and Means                                      |
| Governmental Operations                             | Division: Government Efficiency and Oversight       |

**6.02 Committee Membership.**

No less than 30 days prior to the opening of a regular session of the Legislature, the Speaker-designate shall provide the minority group with a list of the standing committees proposed for the session. The Speaker-designate shall also designate the number of minority members to be appointed to each

committee and may require general membership guidelines to be followed in the selection of committee members.

If the minority leader submits to the Speaker-designate, at least 15 days prior to the opening of the session, a list of proposed committee assignments for the minority group, which complies with the numbers and guidelines provided, the Speaker shall make such proposed assignments with the purpose of attaining proportionate representation on the committees for the minority group.

No committee of the House shall have exclusive membership from any one profession, occupation or vocation.

A member may not serve as the chair of the same standing committee, or a standing committee with substantially the same jurisdiction, during more than three consecutive regular biennial sessions. Service as the chair before the 79th legislature does not count in applying this limitation. Service during a biennial session for less than three months does not count in applying this limitation. This rule does not apply to service as chair of the Committee on Rules and Legislative Administration or the Committee on Ways and Means.

### **6.03 Committee Meeting Schedule.**

The Speaker shall prepare a schedule of committee meetings, fixing as far as practicable the day of the week and the hour for the regular meeting time of each committee. The schedule of committee meetings shall officially be made available to the news media. The chair of any committee holding a special meeting or making a change in the regular schedule of meetings shall give written notice which may be announced from the desk and shall be posted on the bulletin board at least one day in advance of the change.

The chair of each committee, division, or subcommittee shall as far as practicable give three days notice of any meeting. The notice shall include the date, time, place and agenda for the meeting.

No committee may meet between 12:00 midnight and 7:00 in the morning.

### **6.04 Committee Procedures.**

Meetings of all committees of the House shall be open to the public except for any executive sessions which the committee on ethics deems necessary. For purposes of this requirement, a meeting occurs when a quorum is present and action is taken regarding a matter within the jurisdiction of the committee, except that this requirement does not apply to a meeting of a caucus of members of a committee from the same political party.

A majority of members of any committee shall constitute a quorum.

The Rules of the House shall be observed in all committees wherever they are applicable.

Any member of any committee may demand a roll call on any bill, resolution, report, motion or amendment before the committee. Only upon such demand being made shall the roll be called and the vote of each member on the bill, resolution, report, motion or amendment be recorded in the committee minutes, together with the name of the member demanding the roll call.

A committee may reconsider any action so long as the matter remains in the possession of the committee. A committee member need not have voted with the prevailing side in order to move reconsideration.

### **6.05 Subcommittees.**

The chair of a committee shall appoint the chair and members of each subcommittee with the advice and consent of the Speaker. The chair or the committee may refer bills to subcommittee. Any subcommittee may make such investigation or exercise such authority as is delegated to it by the chair or the committee.

### **6.06 Committee Records.**

The chair of a standing committee shall cause a record to be kept, in the form prescribed by the Committee on Rules and Legislative Administration, which shall include the record of each bill referred to the committee and the minutes of the committee. The minutes shall include:

- a. The time and place of each hearing or meeting of the committee;
- b. Committee members present;
- c. The name and address of each person appearing before the committee, together with the name and address of the person, association, firm or corporation in whose behalf the appearance is made;
- d. The language of each motion, the name of the committee member making the motion, and the result of any vote taken upon the motion, including the yeas and nays whenever a roll call is demanded;
- e. The date on which any subcommittee is created, the names of its members and the bills referred to it;
- f. The record of each subcommittee meeting, including the time and place of the meeting; members present; the name of each person appearing before the subcommittee, together with the name of the person, association, firm or corporation in whose behalf the appearance is made; and the language of each motion, together with the name of the member making the motion, and the result of any vote taken upon the motion, including the yeas and nays whenever a roll call is demanded;
- g. Other important matters related to the work of the committee.

The minutes shall be approved at the next regular meeting of the committee.

Copies of the minutes, after approval by the committee, shall be filed with the Chief Clerk and shall be open to public inspection in the Chief Clerk's office. At the end of the biennium they shall be

delivered, together with the other committee records, to the Director of the Legislative Reference Library, where they shall remain open for public inspection during regular office hours. A copy of any page of any committee minutes may be obtained upon payment of a fee determined by the Chief Clerk to be adequate to cover the cost of preparing the copy.

The magnetic tape recording of any committee meetings shall be retained by the chair until the minutes of that meeting have been approved by the committee. The recording shall then be filed with the Director of the Legislative Reference Library. A copy of the committee recording shall be filed within 24 hours if written request is made to the committee. Tapes filed with the Legislative Reference Library shall be kept by the library for eight years after which they shall be delivered to the Director of the Minnesota Historical Society.

Any person may obtain a copy of such tape during the period in which it is maintained in the Legislative Reference Library upon payment of a fee determined by the Chief Clerk to be sufficient to cover the cost of the copy. Testimony and discussion preserved under this rule is not intended to be admissible in any court or administrative proceeding on an issue of legislative intent.

#### **6.07 Committee Reports.**

The chair of a standing committee reporting to the House the action taken by the committee upon any bill or resolution referred to it shall do so upon the form provided for such reports. Each bill or resolution shall be reported separately and the report shall be adopted or rejected without amendment.

The report shall contain the action taken by the committee and the date of such action and shall be authenticated by the signature of the chair.

Before a committee reports favorably on a bill or resolution, the chair shall see that the form of the bill or resolution conforms to the Joint Rules of the House and Senate and these Rules.

Except during the last seven legislative days in any year, the committee report and any minority report shall be placed in the hands of the Chief Clerk at least four hours prior to the convening of the daily session.

The Committee on Rules and Legislative Administration may report at any time.

If a majority of the members of a standing committee finds a bill referred to the committee to be of a non-controversial nature, the report to the House may recommend that the bill be placed upon a separate calendar to be known as the Consent Calendar.

#### **6.08 Committee Bills.**

Any standing or special committee of the House may introduce a bill as a committee bill on any subject within its purview.

#### **6.09 Substitution of Bills.**

No standing or special committee nor any of its members shall report a substitute for any bill referred to the committee if the substitute relates to a different subject, is intended to accomplish a different purpose, or would require a title essentially different from that of the original bill. Whenever the House is advised that a substitute bill reported to the House is in violation of this rule, the report shall not be adopted.

#### **6.10 The Committee on Ethics.**

The Speaker shall appoint a Committee on Ethics. An equal number of members from the majority group and the minority group and one alternate from each group shall be appointed to the Ethics Committee. The committee shall adopt written procedures, which shall include due process requirements, for handling complaints and issuing guidelines.

Complaints regarding a member's conduct must be submitted in writing to the Speaker verified and signed by two or more members of the House and shall be referred to the committee within 15 days for processing by the committee according to its rules of procedure. Prior to referring the matter to the committee, the Speaker shall inform the member against whom a question of conduct has been raised of the complaint and the complainant's identity. The Speaker, the members making the complaint, the members of the committee, and employees of the House shall hold the complaint in confidence until the committee or the member subject of the complaint cause a public hearing to be scheduled. A complaint of a breach of the confidentiality requirement by a member or employee of the House shall be immediately referred by the Speaker to the Ethics Committee for disciplinary action. The committee shall act in an investigatory capacity and may make recommendations regarding questions of ethical conduct received prior to adjournment sine die.

Ethics Committee recommendations for disciplinary action shall be referred to the Committee on Rules and Legislative Administration, which may adopt, amend, or reject the recommendations of the Ethics Committee. Recommendations adopted by the Committee on Rules and Legislative Administration to expel, censure, or reprimand shall be reported to the House for final disposition.

#### **6.11 Conference Committees.**

A conference committee may report at any time. No committee except a conference committee or the Committee on Rules and Legislative Administration shall sit during any daily session of the House without leave.

A conference committee report shall include only subject matter contained in the House or Senate versions of the bill for which that conference committee was appointed, or like subject matter

contained in a bill passed by the House or Senate. The member presenting the conference committee report to the House shall disclose all substantive changes from the House version of the bill.

In regular session in 1995 except after Monday, May 15, and in 1996 except after\*, a written copy of a report of a conference committee shall be placed on the desk of each member of the House 24 hours before action on the report by the House. If the report has been reprinted in the Journal of the House for a preceding day and is available to the members, the Journal copy shall serve as the written report.

#### **6.12 Committee Budgets and Expenses.**

The Committee on Rules and Legislative Administration shall establish a budget for each standing committee of the House for expenses incurred by the committee, its members, or its staff in conducting its legislative business. Per diem expense allowances paid to members during sessions or at times set by the Speaker shall not be charged against the budget. No committee shall incur expenses in excess of its authorized budget.

Employees shall be reimbursed for actual expenses in the same manner as state employees.

During sessions, for travel away from the Capitol, members shall be reimbursed for actual expenses in the same manner as state employees in addition to per diem expense allowances.

All charges against the committee budget must be approved by the chair before payment is made.

#### **6.13 Public Testimony.**

Public testimony from proponents and opponents shall be allowed on every bill or resolution before either a standing committee, division or subcommittee of the House.

#### **6.14 Open Meeting Enforcement.**

Any person may submit to the Speaker a complaint that a violation of the open meeting requirements of Rule 6.04 has occurred. The complaint must be submitted in writing. Upon receiving a complaint, the Speaker, or a person designated by the Speaker, shall investigate the complaint promptly. If the Speaker concludes, following investigation, that a violation of the open meeting rule may have occurred, the Speaker shall refer the complaint to the Committee on Ethics for further proceedings.

### **Article VII Officers of the House**

#### **7.01 Duties and Privileges of the Speaker.**

The Speaker shall preside over the House and shall have all the powers and be charged with all the duties of the presiding officer.

The Speaker shall preserve order and decorum. The Speaker or the chair of the Committee of the Whole may order the lobby or galleries cleared in the case of disorderly conduct or other disturbance.

Except as provided by rule or law, the Speaker shall have general control of the Chamber of the House and of the corridors, passages and rooms assigned to the use of the House.

The Speaker shall sign all acts, addresses, joint resolutions, writs, warrants and subpoenas of the House or issued by order of the House. The Speaker shall sign all abstracts for the payment of money out of the legislative expense fund of the House; but no money shall be paid out of the fund unless the abstract is also signed by the Controller of the House. Abstracts for compensation for members shall be signed by the Chief Clerk pursuant to law.

The Speaker shall appoint the Chief Sergeant at Arms or shall designate that officer from among the Sergeants at Arms elected by the House or appointed by the Committee on Rules and Legislative Administration.

When an elected office of the House becomes vacant, the Speaker shall designate a person to exercise the powers and discharge the duties of the office as necessary until a successor is elected by the House.

#### **7.02 Speaker Pro Tempore.**

The Speaker shall appoint a member to preside, whenever the Speaker is absent, as Speaker pro tempore. In the absence of the Speaker and Speaker pro tempore, a member selected by the Speaker shall preside until the return of the Speaker or Speaker pro tempore. If desired, the Speaker may appoint cospeakers pro tempore.

#### **7.03 Duties of Chief Clerk.**

The Chief Clerk shall have general supervision of all clerical duties pertaining to the business of the House. The Chief Clerk shall perform under the direction of the Speaker all the duties pertaining to the office of Chief Clerk and shall keep records showing the status and progress of all bills, memorials and resolutions.

During a temporary absence of the Chief Clerk, the First Assistant Chief Clerk shall be delegated all the usual responsibilities of the Chief Clerk and is authorized to sign the daily journal, enrollments, abstracts and other legislative documents.

#### **7.04 Engrossment and Enrollment.**

The Chief Clerk of the House shall have supervision over the engrossment and enrollment of bills.

The Chief Clerk shall cause to be kept a record by file number of the bills introduced in the House which have passed both houses and been enrolled.

**7.05 Budget and Financial Affairs.**

The House Controller shall prepare a biennial budget for the House which must be approved by the Committee on Rules and Legislative Administration before it is submitted to the Committee on Governmental Operations for consideration by the State Government Finance Division. By the 15th day of April, July, October, and January of each year, the House Controller shall submit a detailed report of House expenditures during the previous quarter to the Speaker and the Committee on Rules and Legislative Administration.

The House Controller shall arrange for the purchase of goods and services. The Controller shall seek the lowest possible prices consistent with satisfactory quality and dependability. A contract of the House, or an amendment to a contract, authorizing an expenditure in excess of \$500 must be signed by the Speaker or the Controller. A contract, or an amendment to a contract, authorizing an expenditure of up to \$500 may be executed by an employee authorized and directed in writing by the Controller to act for the Controller with respect to the contract or type of contract. A contract or amendment entered into in violation of this rule is not binding on the House.

**7.06 Bulletin Board.**

The Chief Clerk shall prepare a bulletin board upon which shall be posted a list of committee and subcommittee meetings and any other announcements or notices the House may require.

**7.07 Index.**

The Index Clerk, under the supervision of the Chief Clerk, shall prepare an index in which bills may be indexed by topic, number, author, subject, section of the code amended, committees, and any other subject that will make it a complete and comprehensive index. The index shall be open for public inspection at all times during the session and shall be printed in the permanent Journal of the House.

**7.08 Duties of the Sergeant At Arms.**

It shall be the duty of the Sergeant at Arms to carry out all orders of the House or the Speaker and to perform all other services pertaining to the office of Sergeant at Arms, including maintaining order in the Chamber and other areas used for the business of the House and its committees and members and supervising entering and exiting from the Chamber and the other areas and the prompt delivery of messages.

**7.09 Successor in Office of Speaker.**

When the office of Speaker becomes vacant, the Chair of the Committee on Rules and Legislative Administration shall exercise the powers and discharge the duties of the office as necessary, until a Speaker is elected by the House or until a speaker-designate is selected as provided in this Rule. The House shall elect a Speaker when the House is next called to order. If the Legislature is not in session, within 30 days after the office of Speaker becomes vacant the Committee on Rules and Legislative Administration shall meet and select a speaker-designate to exercise the powers and discharge the duties of the office as necessary until a Speaker is elected by the House.

**Article VIII  
Employees of the House**

**8.01 Appointment of Employees.**

The Committee on Rules and Legislative Administration shall designate the position of and appoint each employee of the House and set the compensation of each officer and employee. A record of all such appointments, including positions and compensation, shall be kept in the office of the House Controller and shall be open for inspection by the public.

The Committee on Rules and Legislative Administration, by resolution, shall establish the procedure for filling vacancies when the Legislature is not in session.

Any employee of the House may be assigned to other duties, suspended or discharged at any time by the Committee on Rules and Legislative Administration.

**Article IX  
General Provisions**

**9.01 Rule as to Construction.**

As used in these Rules the terms "majority vote" and "vote of the House" shall mean a majority of members present at the particular time. The term "vote of the whole House" shall mean a majority vote of all the members elected to the House for that particular session of the Legislature.

Singular words used in these Rules shall include the plural, unless the context indicates a contrary intention.

**9.02 Media News Reporters.**

Accredited representatives of the press, press associations, and radio and television stations shall be accorded equal press privileges by the House. Any person wishing to report proceedings of the

House may apply to the Committee on Rules and Legislative Administration for a press pass and assignment to suitable available space.

Television stations shall be permitted to televise sessions of the House. Media representatives shall be allowed access to both wells in the gallery of the House chambers.

### **9.03 Deadlines.**

In regular session in 1995, committee reports on bills favorably acted upon by a committee in the house of origin after Friday, March 31, and committee reports on bills originating in the other house favorably acted upon by a committee after Friday, April 7, shall be referred in the House of Representatives to the Committee on Rules and Legislative Administration for disposition. In 1996, committee reports on bills favorably acted upon by a committee of the house of origin after\*, and committee reports on bills originating in the other house favorably acted upon by a committee after\*, shall be referred in the House of Representatives to the Committee on Rules and Legislative Administration for disposition. However, referral is not required after the first deadline when, by the second deadline, a committee acts on a bill that is a companion to a bill that has then been acted upon by the first deadline in the Senate. A finance or revenue bill referred to in Rule 5.08 is exempt from the first and second deadlines.

A finance bill other than a major finance or revenue bill referred to in Rule 5.12 in finance committees and standing committees with finance divisions and the Committee on Taxes, that includes provisions that create or reestablish a commission, board, task force, advisory committee or council, or other entity, shall be re-referred to the Committee on Rules and Legislative Administration if it remains in committee after the deadlines set by this rule.

Committee reports on finance bills that are favorably acted upon by a committee after Friday, April 21, 1995, shall be referred to the Committee on Rules and Legislative Administration for disposition. This deadline does not apply to the House Committees on Taxes and Ways and Means.

### **9.04 Disposition of Bills.**

Adjournment of the regular session in 1995 to a day certain in 1996 shall be equivalent to daily adjournment except that any bill on the Consent Calendar, Calendar, Special Orders or General Orders shall be returned to the standing committee last acting on the bill.

### **9.05 Authorized Manual of Parliamentary Procedure.**

The rules of parliamentary procedure contained in "Mason's Manual of Legislative Procedure" shall govern the House in all applicable cases in which they are not inconsistent with these Rules, the Joint Rules of the Senate and House of Representatives, or established custom and usage.

## **Article X Ethics**

### **10.01 Solicitations During Legislative Session.**

No member of the House, nor the member's principal campaign committee, nor any other political committee with the member's name or title, nor any committee authorized by the member which would benefit the member, shall solicit or accept a contribution on behalf of the member's principal campaign committee, any other political committee with the member's name or title, or any political committee authorized by the member which would benefit the member, from a registered lobbyist, political committee, or political fund during the regular session of the House.

No member may accept compensation for lobbying.

### **10.02 Acceptance of an Honorarium by a Member.**

No member may accept an honorarium for any service performed for an individual or organization which has a direct interest in the business of the House, including, but not limited to, registered lobbyists or any organizations they represent. The term "honorarium" does not include reimbursement for expenses incurred and actually paid by a member in performing any service.

Alleged violations of this rule shall be referred to the Committee on Ethics under Rule 6.10. Upon finding that an honorarium was accepted in violation of this rule, the Committee on Ethics shall direct the return of the funds. If the funds are not returned, the committee may recommend disciplinary action under Rule 6.10.

### **10.03 Acceptance of Travel and Lodging by a Member or Employee.**

A member or employee of the House shall not accept travel and lodging from any foreign government, private for-profit business, labor union, registered lobbyist, or any association thereof, except for expenses that relate to the member's or employee's participation as a legislator or legislative employee in a meeting or conference. This rule does not apply to travel and lodging provided to a member in the regular course of the member's employment or business.

**PERMANENT RULES OF THE SENATE****Parliamentary Reference**

1. The rules of parliamentary practice comprised in Mason's Manual of Legislative Procedure shall govern the Senate in all cases in which they are applicable, and in which they are not inconsistent with these rules and orders of the Senate and the joint rules and orders of the Senate and House of Representatives.

**Hour of convening**

2. The Senate shall convene on days of meeting at 8:30 a.m. unless the Senate directs otherwise.

**President**

3. The President shall take the chair at the hour to which the Senate adjourned. The President shall immediately call the members to order and, on the appearance of a quorum, shall proceed with the regular order of business. The President shall preserve order and decorum, may speak on points of order in preference to members, and shall also decide all questions of order, subject to an appeal to the Senate by a member. An appeal is decided by a majority vote of those present and voting. Upon an appeal from the decision of the President, the question is, "Shall the decision of the President be the judgment of the Senate?"

**Substitutes for the President**

4. The President may call a member to preside. In the absence of the President the Chair of the Committee on Rules and Administration, or the Chair's designee, shall preside over the Senate. In the absence of the President and the Chair, a member may be selected by the Senate to perform the duties of the President. Substitutions do not extend beyond adjournment.

**Absence of members**

5. No member or officer of the Senate shall be absent from a session of the Senate unless excused by the Senate.

**Decorum during business**

6. When the President puts a question, or addresses the Senate, no one shall walk out of or cross the Chamber. When a member is speaking, no one shall pass between the member speaking and the President. No member, or other person, shall proceed to or remain by the Secretary's desk while the yeas and nays are being called or counted. No member may speak without using a microphone. All remarks during debate shall be addressed to the presiding officer; however, a member may turn toward other members when speaking, rather than facing the presiding officer.

**Order of business**

7. The order of business is as follows:
- (1) Petitions, letters, remonstrances.
  - (2) Executive and official communications.
  - (3) Messages from the House of Representatives.
  - (4) First reading of House bills.
  - (5) Reports of committees.
    - (a) From standing committees.
    - (b) From select committees.
  - (6) Second reading of Senate bills.
  - (7) Second reading of House bills.
  - (8) Motions and Resolutions.
  - (9) Calendar.
  - (10) Consent Calendar.
  - (11) General Orders.
  - (12) Introduction and first reading of Senate bills.
  - (13) Announcements of Senate interest.

Under the order of business of Motions and Resolutions the Senate may by a majority vote of the whole Senate temporarily revert or proceed to any other order of business.

**Calendar**

8. The Secretary shall make a Calendar of all bills, resolutions and other matters coming before the Senate for final action. The Secretary shall place them on the Calendar in the order in which they have been acted upon in the Committee of the Whole. The Calendar shall be printed and placed upon the members' desk at least one calendar day before the matters on it are considered.

**Consent Calendar**

9. If a committee determines that a bill it recommends to pass is of a routine nature or otherwise of a nature which likely will not be opposed, it may in its report recommend that the bill be placed on the Consent Calendar. If the report is adopted, the bill shall be printed and placed on the Consent Calendar after its second reading. On the question of adoption of the report the question of accepting the recommendation that the bill be placed on the Consent Calendar may be divided from the question

of adopting the report in other respects.

A majority of the whole Senate, or the Chair of the Committee on Rules and Administration, may order a bill on General Orders to be placed on the Consent Calendar.

The Consent Calendar consists of bills placed on it. Senate bills shall be positioned ahead of House bills. The Consent Calendar shall be printed and placed on the members' desks at least one calendar day before the matters on it are considered.

If a member objects to consideration of a bill on the Consent Calendar at any time during its consideration in the Senate before the question on final passage is put, and that objection is supported by at least two other members, the bill shall be referred to the Committee of the Whole, and shall be placed at the bottom of General Orders subject to Rule 11, except that it need not lie over one calendar day before consideration in the Committee of the Whole.

### **Special Order**

10. The Chair of the Committee on Rules and Administration may designate a special order for a bill that has been given its second reading.

A special order shall provide that the bill be considered immediately, at a time certain, or after specific other business is completed.

During consideration of a special order, Rule 20 is suspended. As nearly as applicable, debate on the bill and all proceedings including amendments and substitutions shall be that of the Committee of the Whole.

On any question a member may call for the yeas and nays which shall be entered in the Journal. Unless it is otherwise disposed of, after consideration a bill on Special Orders of the Senate shall immediately proceed to its third reading and final passage.

A bill may not be made a special order if the chief author has declined on three previous occasions to take the bill up after it was designated a special order.

### **General Orders**

11. The Secretary shall make a list of all bills, resolutions, reports of committees, and other proceedings of the Senate, which are referred to the Committee of the Whole, and which are not made the order of the day, for a particular day, and number them. The lists are called the "General Orders." They shall be taken up in the order in which they are numbered unless otherwise ordered by a majority of the committee.

General Orders, together with all bills included on it required to be printed under the rules or orders of the Senate, shall be printed and placed upon the members' desks at least one calendar day before being considered in Committee of the Whole.

### **Motions**

12. When a motion is made it shall be stated by the President. If it is in writing it shall be handed to the Secretary and read to the members.

13. A motion or amendment shall be written if the President or a member requests. In that case it must identify the member or committee offering it.

14. After a motion is stated by the President, or read by the Secretary, it is in possession of the Senate, but may be withdrawn by the author at any time before decision or amendment.

### **Precedence of motions**

15. When a question is under debate no motion shall be received, except:

- (1) To adjourn.
- (2) To recess.
- (3) To reconsider
- (4) To lay on the table.
- (5) For the previous question.  
(Motions numbered 1,2,4 and 5 above shall be decided without debate.)
- (6) To refer.
- (7) To postpone to a day certain.
- (8) To amend.
- (9) To postpone indefinitely.

These several motions have precedence in the foregoing order; but when a motion for the previous question has been seconded, or the main question ordered, a motion to lay on the table is not in order.

A motion to postpone to a day certain, to refer, to postpone indefinitely, or to amend, having been decided, shall not again be put on the same day, nor at the same stage of the bill or proposition.

### **Motion to adjourn**

16. A motion to adjourn is always in order, and also a motion to adjourn to a time certain. The latter motion is debatable solely as to the time. When either motion is rejected it shall not be renewed until further business has been transacted.

### **Amendments to rules and suspension of rules**

17. Every proposition to amend a rule of the Senate shall be referred to the Committee on Rules and Administration. The proposition shall not be acted upon until the report of the committee is



received by the Senate. A rule shall not be suspended except by at least two-thirds vote of the whole Senate. A motion to suspend the rules for the purpose of advancing a bill shall be made only under the order of business, "Motions and Resolutions".

#### **Order in debate**

18. When a member is about to speak in debate, or deliver a matter to the Senate, the member shall rise and respectfully address "Mr. (or Madam) President." The member shall not proceed to speak further until recognized by the President. The member shall speak only to the question under debate and avoid personality. In discussing a resolution, each member is limited to ten minutes.

19. When a member is called to order, the member shall be silent until it is determined whether or not the member is in order. If a member is called to order for words spoken in debate, the words excepted to shall be taken down in writing by the Secretary immediately.

20. No member shall speak more than twice on the same question on the same day without leave of the Senate.

#### **Committees not to be absent**

21. Committees shall not be absent from the Senate without permission of the Senate. The names of the members excused shall be printed in the Journal.

#### **Members to vote unless excused**

22. Every member who is in the Senate Chamber during a roll call shall vote upon the request of another member unless, for special reasons, excused by the Senate.

A motion by a member to be excused from voting shall be made before the question is put. A member wishing to be excused from voting may make a brief statement of the reason for making the request and the question on the motion shall be taken without further debate.

When members have had an opportunity to vote and fail to do so, a majority of all the members of the Senate may, by motion, direct the President to close the roll. The vote on a motion to close the roll shall be taken without debate and no member is required to vote on the motion.

#### **Call of the Senate**

23. A member may impose a call of the Senate requiring the attendance of all members before any further proceedings occur except a motion to adjourn. Upon the imposition of a call, a record of those present shall be obtained upon the request of any member, and the Sergeant at Arms instructed to bring in the absent members. When the Senate has been placed under call, a member may demand that the doors be closed and no member permitted to leave the Chamber until the matter or question, if any, under consideration at the time of the call is disposed of, or until the call is lifted by a majority vote of all the members of the Senate, or until the Senate adjourns. A majority vote of all the members of the Senate may excuse from attendance members not answering the call.

A call cannot be made after voting has commenced.

#### **Questions—how stated and decided**

24. Questions shall be distinctly put. The President shall declare all votes but if a member rises to question a vote, the President shall order a division.

#### **Only members present to vote**

25. Upon a division and count of the Senate on a question, only members present in the Senate Chamber shall be counted. No member may vote on a question except at the member's own seat in the Chamber.

#### **Any member may demand yeas and nays**

26. At any time prior to the start of voting on a question, a member may call for the yeas and nays which shall be entered in the Journal. A call for the yeas and nays cannot be interrupted except as provided in Rule 22.

#### **Authorized electrical voting device**

27. Unless otherwise ordered, a vote, except upon elections, may be taken by means of the electrical voting system which is under the control of the President.

#### **Certificate for money**

28. No certificate authorizing the payment of money appropriated by the Legislature shall be issued by the Secretary by virtue of a motion or resolution, unless the motion or resolution is voted for by a majority of all members of the Senate upon a call of the yeas and nays.

#### **The previous question**

29. Unless the motion for the previous question is made specifically applicable to a subsidiary motion, the previous questions shall be in this form:

"Shall the main question now be put?" It shall only be admitted when demanded by a majority of the members present, and its effect is to put an end to all debate, and bring the Senate to a direct vote upon amendments reported by a committee, if any, then upon all pending amendments in their order and then upon the main question.

On a motion for the previous question a call of the Senate is in order before the President submits the question to the Senate.

On a previous question there is no debate. All incidental questions of order, arising after a motion is made for the previous question, and pending the motion, shall be decided, whether on appeal or otherwise, without debate.

#### **Division of question**

30. A member may call for a division of the question when the question will admit of it. A motion to strike out and insert is indivisible. A motion to strike out being lost does not preclude an amendment nor a motion to strike out and insert.

#### **Reconsideration**

31. When a motion or question has been once put and carried in the affirmative or negative, it is in order for a member who voted with the prevailing side to move for reconsideration on the same day on which the vote was taken or within the next two calendar days or, if later, the first day the Senate meets after the vote was taken. The motion takes precedence over all other questions except a motion to adjourn or recess. When a motion to adjourn is adopted prior to the disposition of the motion for reconsideration, a motion for reconsideration shall lie over until the next succeeding day the Senate meets except as provided in this rule. When notice of intention to move reconsideration of the final action of the Senate on a question is given by a member, the Secretary shall retain the subject of the notice until after the expiration of the time during which the motion can be made.

During the six calendar days before the first Tuesday following the third Saturday in May of any year a notice of intention to move for reconsideration is not in order, but a motion to reconsider may be made and have priority over all other business except a motion to adjourn. A motion for reconsideration having been once voted on shall not be put again or reconsidered.

#### **Introduction of bills**

32. Bills, memorials, concurrent or joint resolutions may be introduced by a member or by order of the Senate on a report of a committee. An original and three copies are required for introduction. The number of authors shall not exceed five. A member of a committee desiring to introduce a bill, memorial or concurrent or joint resolution shall place it in the hands of the Secretary, and the Secretary shall promptly deliver all the bills, memorials or concurrent or joint resolutions to the president who shall present them to the Senate.

The name of the author or authors shall be prefixed to each bill, memorial or resolution and the name of a committee introducing a bill, memorial or resolution shall be endorsed on it.

A bill prepared by a department or agency of state government shall be introduced and given its first reading three weeks before the first committee deadline in odd numbered years and two weeks before the first committee deadline in even numbered years. Upon its introduction, the first author of the bill shall deliver a copy of the fiscal note on the bill to the chair of the standing committee to which the bill has been referred.

#### **Recess bill introductions**

33. During the period between the last day of the session in any odd-numbered year and the first day of the session in the following year, a bill filed with the Secretary for introduction shall be given a file number and may be unofficially referred by the President, with the approval of the Chair of the Committee on Rules and Administration, to the appropriate standing committee of the Senate. All bills filed for introduction during this period shall be presented to the Senate when it reconvenes and shall be referred to the standing committees previously indicated by the President, subject to objection under Rule 35.

#### **Reporting of bills**

34. Every bill, memorial, order, resolution or vote requiring the approval of the governor shall be reported to the Senate on three different days previous to its passage. The first report, called the first reading, is made when it has been received for introduction; the second report, called the second reading, is made when it has been considered by all the necessary standing committees and is ready for debate; the third report, called the third reading, is made when it is ready for final passage.

#### **Referring of bills**

35. All bills shall be referred by the President without motion to the proper standing committee unless otherwise referred by the Senate. A bill introduced by a committee need not be referred to a standing committee unless a question arises but rather shall lie over one day before being given its second reading. When a question arises concerning the proper reference of a bill during the order of business of first reading on the day of introduction or at the time of report on it by a standing committee to which the bill was previously referred, the bill shall be referred without debate to the Committee on Rules and Administration to report the proper reference, and upon adoption of the report of the Committee on Rules and Administration, it shall be referred accordingly.

All bills appropriating money, or obligating the state to pay or expend money, or establishing a policy which to be effective will require expenditure of money, when referred to and reported by any other than the Committee on Finance, shall, before passage, be referred to the Committee on Finance.

All bills delegating rulemaking to a department or agency of state government and all bills exempting a department or agency of state government from rulemaking, when referred to and reported by any other than the Committee on Governmental Operations and Veterans, shall, before passage, be referred to the Committee on Governmental Operations and Veterans.

All bills creating a new commission, council, task force, board, or other body to which a member of the legislature will be appointed shall, before passage, be referred both to the Committee on Governmental Operations and Veterans and to the Committee on Rules and Administration.

All bills authorizing or increasing a sentence of imprisonment to a state correctional institution shall be referred before passage to the Committee on Crime Prevention.

Upon request of the chair of a finance division of a policy committee, the chair of the policy committee shall refer a bill in that committee to the division.

36. No bill or resolution shall be referred to committee or amended until it has been given its first reading. No bill or resolution shall be objected to on its introduction.

#### **Amendments to be germane**

37. An amendment proposed to the Senate or to the Committee of the Whole that is not germane is out of order. A non-germane amendment includes one that relates to a substantially different subject, or is intended to accomplish a substantially different purpose than that of the original bill to which it is proposed. An amendment to insert a constitutional amendment is not germane to a bill that does not already include a constitutional amendment. Whether an amendment is germane is a question to be decided by the President, who may put the question to the body if the President chooses.

A motion to remove an amendment placed on a House bill under Rule 49 is out of order if removal of the amendment would make a portion of the House bill not germane to the Senate companion for which it is substituted.

#### **Amendments to bills**

38. In drawing an amendment to a bill or resolution reference shall be made therein, first to the number of the bill, then to the page, and then to the line or lines from which matter is to be stricken or in which new matter is to be inserted.

#### **Amendments to title**

39. The title to a bill may be amended at any time during its pendency in the Senate.

#### **Recall from committee**

40. With the concurrence of the first author of the bill, before the deadline for committee action on the bill a majority of the Senate and after the deadline for committee action on the bill 60 percent of the Senate may recall a bill from any committee and re-refer it to any other committee or place it on General Orders. With the concurrence of the first author of the bill, a majority of the Senate may at any time take a bill from the table and place it on General Orders.

By a report of the Committee on Rules and Administration adopted by the Senate, the Committee on Rules and Administration, on request of the first author, may remove a bill from committee and re-refer it to any other committee or place it on General Orders.

#### **Distribution and printing of bills**

41. To the extent practical the Secretary shall provide a copy of any bill to the public and may charge a reasonable fee.

Unless otherwise ordered by the Senate, all Senate bills which have been reported upon favorably or without recommendation by a committee shall be printed prior to consideration by the Senate or the Committee of the Whole. A House bill amended by the Senate must be unofficially engrossed and printed when placed on General Orders. A bill may be printed by order of the Secretary when amended after second reading. A bill shall be printed when ordered by a majority vote of the Senate. Action by the Senate on a bill which has not been printed is a waiver of the printing requirement.

#### **Committee of the Whole**

42. All bills, memorials, orders, resolutions and votes requiring the approval of the governor shall, after a second reading, be considered in Committee of the Whole before they are finally acted upon by the Senate, except as provided for in Rules 9 and 10.

43. The President may call a member to the Chair when the Senate resolves itself into the Committee of the Whole. The rules observed in the Senate govern, as far as practicable, the proceedings of the Committee of the Whole, and the Chair of the Committee of the Whole has the powers of the President, as appropriate. However, a member may speak more than twice on the same subject and a call for the previous question cannot be made. The yeas and nays shall be taken only upon the request of three members, and when taken shall be recorded in the Journal along with the amendment; provided, however, that a member may, with the approval of the Chair of the Committee on Rules and Administration, submit a description of the amendment for printing. In those cases the Secretary shall retain in the minutes of the Committee of the Whole the full text of the amendment.

44. The recommendations of the Committee of the Whole shall be reported to the Senate. If a recommendation contains a proposed amendment of a bill, that amendment shall be noted on a separate piece of paper but when reported need not be read by the President unless required by one or more of the members. The question is on the adoption or rejection of the report, and no other question shall be admitted. The question may be divided to permit separate Senate action on the report as to any bill. On adoption of the report of the Committee of the Whole all bills recommended to pass shall be placed upon the Calendar.

**Amendment on third reading**

45. No amendment is in order on third reading without the unanimous consent of the Senate unless it fills a blank, amends the title as provided by Rule 39, is proposed to the chief author of the bill by the Revisor of Statutes to correct technical defects found by the Revisor while engrossing earlier amendments to the bill, or is proposed to a bill on the Consent Calendar before the bill is given its third reading.

In filling blanks, the largest sum, the longest time and the greatest distance shall be first taken.

**Motion to refer**

46. A bill or resolution may be referred to committee at any time prior to its passage, and if an amendment is reported on the referral to any other than the Committee of the Whole, it shall again be read the second time, considered in Committee of the Whole, read the third time and placed on final passage. If the referral is to the Committee of the Whole it shall be placed at the head of General orders, except when the referral is under Rule 9.

**Final passage**

47. The final question upon a bill or other matter requiring action by both Houses after its first and second reading, and after the consideration in Committee of the Whole is upon its final passage.

**Transmitting of bills to the House**

48. Except as provided in Rule 31, immediately after the passage of a bill or other matter in which the concurrence of the House of Representatives is requested, the Secretary shall transmit it to the House. On the concurrence of a bill or other matter of the House by the Senate, or on the concurrence or disagreement in a vote of the House, the Secretary shall notify the House.

**Comparison and substitution of bills**

49. Unless there is a motion by the Chair of the Committee on Rules and Administration or objection under Rule 35, a House bill, after its first reading, shall be referred as follows:

(a) If there is no Senate companion bill, the House bill shall be referred to the appropriate standing committee;

(b) If there is a Senate companion bill, the House bill shall be referred to the standing committee possessing the Senate companion;

(c) If the Senate companion bill has been reported to the Senate, the House bill shall be referred to the Committee on Rules and Administration, which shall report whether the House bill is identical to the Senate companion bill. If the bills are identical, the report shall recommend that the House bill be given its second reading and substituted for the Senate companion bill and the Senate companion bill be indefinitely postponed. If the House bill is not identical to the Senate companion bill, the report of the committee shall so state and recommend an amendment to the House bill that when adopted will render the House bill identical to the Senate bill. Upon adoption of a committee report containing the proposed amendment, the House bill as amended shall be given its second reading and substituted for the Senate companion bill and the Senate companion bill shall be indefinitely postponed.

Reports of the Committee on Rules and Administration pursuant to this rule shall be prepared and submitted on behalf of the committee by the Secretary.

A House bill placed on the Calendar by substitution shall not be given its third reading on the same day as the substitution.

**Engrossing and enrolling of bills**

50. All engrossing and enrolling of bills shall be done at the direction and under authority of the Senate.

Every bill, memorial, order or resolution originating in the Senate shall be carefully engrossed before being transmitted to the House of Representatives for concurrence.

All bills shall be carefully enrolled under the supervision of the Committee on Rules and Administration, which may report to the Senate at any time on the enrollment of bills.

**Disposition of bills on adjournment**

51. Adjournment of the regular session in an odd-numbered year to a date certain in the following year shall be equivalent to daily adjournment, except that a bill on the Calendar, Consent Calendar, or General Orders shall be returned to the standing committee other than the Committee on Rules and Administration from which it was last reported to the Senate, unless otherwise provided for by motion prior to adjournment. Bills returned to committee pursuant to this rule shall, upon request of the author,

be given priority for consideration by the committee ahead of all other bills in the order in which they appeared on the Calendar, Consent Calendar, or General Orders.

#### **Petitions and other communications**

52. In presenting a petition, memorial, remonstrance or other communication addressed to the Senate, a member shall only state the general purpose of it.

Every petition, memorial, remonstrance, resolution, bill and report of committee, shall have an appropriate title, and the name of the member presenting it written on it.

#### **Resolutions**

53. Memorial resolutions addressed to the President or the Congress of the United States, or a house or member of Congress, or a department or officer of the United States, or a state or foreign government, joint resolutions, and resolutions requiring the signature of the governor shall follow the same procedure as bills before being adopted. A resolution may not be changed to a bill, and a bill may not be changed to a resolution.

Upon a member giving notice of intention to debate a resolution not required to follow the same procedure as bills and not offered by the Committee on Rules and Administration, the resolution shall lie over one calendar day without debate or other action. Upon the request of a member, the resolution shall be referred to the proper committee. Whenever a question arises concerning the proper reference the procedure provided by Rule 35 applies.

#### **Confirmations**

54. Every gubernatorial appointment requiring the advice and consent of the Senate shall be referred by the President to the appropriate committee. If a question arises as to the proper committee, the appointment shall be referred without debate to the Committee on Rules and Administration for a report making the proper reference.

The final question on the appointment is, "Will the Senate, having given its advice, now consent to this appointment?" The question shall not be put the same day the appointment is received or on the day it is reported by committee unless by unanimous consent.

#### **Signing of acts, resolutions**

55. In addition to the duties under Rule 3, the President shall sign all acts, memorials, addresses and resolutions. All writs, warrants and subpoenas issued by the Senate shall be signed by the President and attested by the Secretary. Upon a finding by the Committee on Rules and Administration that the President refuses or is unable to sign any of the documents described in this rule, the Chair of the Committee on Rules and Administration, or some other member selected by the committee shall assume the duties of the President under this rule until the President is able to sign the documents described or until the Senate elects a new President, whichever occurs first.

#### **Appointment of committees**

56. A member may not serve as the chair of a standing committee or a division of a standing committee, or a committee or division with substantially the same jurisdiction, for more than two consecutive Senate terms. This limit does not apply to the Committee on Rules and Administration. This limit applies to time served as a chair in the seventy-eighth legislature and thereafter.

The majority and minority shall each be represented on all standing committees of the Senate substantially in proportion to their numbers in the Senate. The majority group shall assign the number of positions the minority group will hold on each committee. The minority group shall be given adequate notice about its positions prior to the commencement of the session. Both the majority and minority groups shall appoint their own members to fill the number of positions each group will hold on each committee. The minority group shall transmit notice of its assignments to the majority group within ten calendar days after receipt of the notice of positions available. The minority groups may designate a ranking member for each committee. Nothing prohibits a member of the minority group from serving as chair or vice chair of a committee, subcommittee, division, or commission. If the minority group for any reason fails to make its appointments pursuant to this rule, the majority group may make all the committee assignments.

The majority and minority committee assignments are subject to the uniform criteria governing committee assignments applicable to both the majority and minority. The uniform criteria shall be promulgated by the majority group and transmitted to the minority group together with notification of committee positions available to the minority.

Committee assignments as made by the majority and minority groups shall be followed by the Senate in the resolution establishing representation on all Senate standing committees.

After the organization of the Senate and after consultation and advice from the minority leader, the Chair of the Committee on Rules and Administration may add members to or delete members from the standing committees. All conference committees of the Senate and members of commissions to be appointed by the Senate authorized by rule, statute, resolution or otherwise, shall be appointed by the Subcommittee on Committees of the Committee on Rules and Administration, unless otherwise provided, subject to confirmation by the Senate. In the appointment of members of conference committees between the two houses, the Subcommittee on Committees of the Committee on Rules and Administration of the Senate shall appoint those who are in accord with the position of the Senate,

and whenever practical, give preference to authors of bills in dispute and to members of standing committees in which the bills were considered.

#### **Standing committees**

57. The standing committees of the Senate are as follows:

- Agriculture and Rural Development
- Commerce and Consumer Protection
- Crime Prevention
- Education
- Environment and Natural Resources
- Ethics and Campaign Reform
- Family Services
- Finance
- Gaming Regulation
- Governmental Operations and Veterans
- Health Care
- Jobs, Energy and Community Development
- Judiciary
- Metropolitan and Local Government
- Rules and Administration
- Taxes and Tax Laws
- Transportation and Public Transit

The Committee on Rules and Administration may constitute a standing Subcommittee on Committees, the report of which within its jurisdiction has the effect of a report of the main Committee on Rules and Administration. The subcommittee shall consist of five members, one of whom shall be a member of the minority group.

Each standing committee of the Senate, including a subcommittee of the committee, is authorized at any time to sit and act, to investigate and take testimony on any matter within its jurisdiction, to report hearings held by it, and to make expenditures as authorized from time to time by the standing Committee on Rules and Administration. A standing committee, but not a subcommittee, may require by subpoena or otherwise the attendance and testimony of witnesses and the production of correspondence, books, papers, and documents, in the manner provided by Minnesota Statutes, Section 3.153.

#### **Committee meetings**

58. All meetings of the Senate, its committees, committee divisions, and subcommittees are open to the public. A meeting of a caucus of the members of any of those bodies from the same political party need not be open to the public. A caucus of the Hennepin County, Ramsey County, or St. Louis County delegation is open to the public. For purposes of this rule, a meeting occurs when a quorum is present and action is taken regarding a matter within the jurisdiction of the body.

To the extent practical, meetings of all committees shall be announced to the public at least three calendar days prior to convening. The notice shall state the name of the committee, the bill or bills to be considered, the place and time of meeting. The notice shall be posted on all Senate bulletin boards in the Capitol and the State Office Building. A notice shall be sent to the House of Representatives for posting as it deems necessary. If the three-day requirement cannot be met, known proponents and opponents of the bill shall be given simultaneous notice of the meeting as soon as practicable.

A Senate committee, subcommittee or division shall adjourn no later than 11:00 p.m. each day, unless two-thirds of the members present vote to suspend this requirement.

#### **Quorum in committee**

59. A majority of its members constitutes a quorum of a committee.

#### **Report of vote in committee**

60. Upon the request of a member of a committee or subcommittee to which a bill has been referred, or upon the request of the author of the bill, a record shall be made of the vote on the bill in the committee or subcommittee, including the vote on any amendment or proposed amendment to it, in the committee or subcommittee to which the bill was referred.

Upon request of three members of the committee before the vote is taken, the record of a roll call vote in a standing committee shall accompany the committee report and be printed in the Journal.

#### **Committee action**

61. No report of any committee shall be made to the Senate unless it reports action taken at a regular or special meeting of the committee. A report in violation of this rule is out of order.

#### **Employees authorized in the Senate**

62. The Committee on Rules and Administration shall establish positions, set compensation, appoint employees and authorize expense reimbursement for employees as it deems proper to carry out the work of the Senate. At the request of any committee member, an action of the committee shall be submitted as a Senate resolution for adoption by the Senate. A roster of all employees of the Senate,

including positions and compensation, shall be kept by the Secretary and shall be open for inspection by the public. The Secretary shall post, in a public place in the Capitol, a notice of every vacant position on the permanent staff of the Senate. The notice must remain posted for at least two weeks, and no vacancy may be filled until the period of posting has elapsed.

#### **Budget and expenditures**

63. The Committee on Rules and Administration shall adopt an operating budget for the Senate and refer it to the Committee on Finance.

All propositions for the appointment and payment of employees of the Senate or for expenditures on account of the Legislature, other than those provided by law, shall be referred to the Committee on Rules and Administration without debate.

#### **Authority over employees**

64. Except as otherwise provided in these rules, the Committee on Rules and Administration has full and exclusive authority over, and charge of all employees, officers and clerks of the Senate both elective and appointive. The committee has the sole and exclusive power and authority to assign them to duties other than for which they were elected or appointed as the committee may from time to time provide. The committee has power to appoint employees, officers or clerks as it deems proper to exercise the power granted to it by this rule. The committee may make rules and regulations for the government of the employees, officers and clerks as they see fit. In case of violation of an order of the committee by an employee, officer or clerk, or in case of a violation of a rule or regulation made by the committee, or in case of misconduct or omission by an employee, officer or clerk, the Committee on Rules and Administration may hear complaints and discharge the employee, officer or clerk or impose other punishment by way of fine or otherwise upon the employee, officer or clerk as the committee deems just and proper.

#### **Duties of the Secretary**

65. The Secretary shall keep a correct Journal of the proceedings of the Senate and shall perform other duties assigned to the Secretary. The Secretary shall not permit Journal records, accounts or papers to be taken from the table or out of the Secretary's custody, other than in the regular mode of business. If a paper in the Secretary's charge is missing, the Secretary shall report the fact to the President, so that inquiry may be made. The Secretary shall superintend the recording of proceedings in the Journal, the engrossing, transcribing and copying of the bills and resolutions, supervise the assistants, clerks and stenographers under the direction of the Committee on Rules and Administration, and generally perform the duties of Secretary, under direction of the President. The Secretary shall keep a record of all Senate and House bills showing the state, condition, and progress of each bill pending, until its final passage.

The Secretary shall cause to be recorded on magnetic tape the proceedings of the Senate, the Committee of the Whole, and each standing committee, subcommittee, and division. Each tape shall be clearly labeled to show the name of the body whose proceedings are recorded and the dates the proceedings occurred. Each tape of the proceedings of the Senate and the Committee of the Whole shall be accompanied by a log showing the number of each bill considered and the places on the tape where consideration of the bill occurred. Within two working days after each day the Senate is in session the Secretary shall make a copy of the tape and corresponding log of proceedings of the Senate and the Committee of the Whole and deliver copies to the Legislative Reference Library. Within one week after each meeting of a standing committee, subcommittee, or division, the Secretary shall deliver a tape recording of the meeting to the Legislative Reference Library, together with an agenda showing bills considered and any action taken on them. Upon completion and approval of the minutes of the meeting, a copy of the minutes shall be promptly delivered to the Legislative Reference Library. The Secretary shall keep a record of each session of the Senate and the Committee of the Whole, each meeting of a Senate standing committee, subcommittee, or division and the date on which a tape recording of the session or meeting was transmitted to the Legislative Reference Library. The Library shall keep a similar record of all tapes received. The Library shall provide committee staff with reasonable access to Senate tapes and shall provide the public with convenient facilities to listen to the tapes. Copies of Senate tapes shall be available to the public from the Secretary, for a fee determined by the Secretary to be adequate to cover the cost of preparing the copies. A copy shall be provided free to a member of the Senate upon request for use in legislative business. The original tape and log of each session of the Senate and the Committee of the Whole shall be kept by the Secretary until the end of the period for which the members of the existing House of Representatives have been elected, at which time the tape may be preserved or disposed of as the Secretary sees fit. Tapes, logs, and minutes forwarded to the Legislative Reference Library shall be kept by the Library until two years after the end of the period for which the members of the existing Senate have been elected, at which time they may be preserved or disposed of as the Library sees fit. It is the intention that testimony and discussion preserved under this rule not be admissible in any court or administrative proceeding on an issue of legislative intent.

#### **Journal—how approved**

66. The Journal of each day's proceedings is open for correction at any time during the session of the next day the Senate meets. Unless corrected on that day, the Journal stands approved.

**Secretary may correct errors**

67. The Secretary of the Senate and Engrossing Secretary, in all proper cases, shall correct all mistakes in numbering the sections and reference to them, whether the errors occur in the original bill or are caused by amendments to it.

**Purchasing supplies**

68. The Secretary is the agent of the Senate for the purchase of supplies and services. The Secretary's records on purchase of supplies and services are open for inspection during normal business hours. The Secretary shall adopt administrative controls to ensure that each member is accountable for the member's own long distance telephone calls and that Senate telephones are used only for Senate business.

By the 15th day of April, July, October and January of each year, the Secretary of the Senate shall submit a detailed report of Senate expenditures during the previous quarter to the Committee on Rules and Administration.

**Duties of the Sergeant at Arms**

69. The Sergeant at Arms shall execute all orders of the President and perform all assigned duties connected with the police and good order of the Senate Chamber; exercise supervision over the entry and exit of all persons to and from the Chamber; see that messages are promptly delivered; see that the hall is properly ventilated and the temperature properly regulated, and that it is open for the use of members of the Senate at the time fixed; and perform all other services pertaining to the office of Sergeant.

**Persons privileged to the floor of the Senate**

70. No person shall be admitted within the Senate Chamber, but a member, an officer, the constitutional officers, ex-governors of the state of Minnesota, members of the House, judges of the trial and appellate courts and members of Congress. Those who have been members of Congress or of the state Legislature who are not interested in any claim or directly in a bill pending before the Legislature may be personally admitted by a member of the Senate. An employee of either house may be admitted at the request of a member or an officer of the Senate. The head of a department of state government may be admitted by the President. When a member-elect is sworn in, the member-elect may request that one guest be admitted. When the Senate is not meeting, a person not a member may be admitted to the floor at the request of a member or officer. No public hearings shall be held in the Senate Chamber. The retiring room of the Senate is reserved for the exclusive use of the members of the Senate at all times. The Sergeant at Arms shall strictly enforce this rule.

**Privilege of reporters**

71. Provision shall be made for news reporters on the Senate floor in limited numbers, and in the Senate gallery. Because of limited space on the floor, permanent space is limited to those news agencies which have regularly covered the Legislature, namely: The Associated Press, St. Paul Pioneer Press, Star Tribune, Duluth News-Tribune and Herald, Fargo Forum, Rochester Post-Bulletin, St. Cloud Daily Times, WCCO radio, KSTP radio and Minnesota Public Radio. An additional two spaces shall be provided to other reporters if space is available.

One person from each named agency and one person from the Senate Publications Office may be present at the press table on the Senate floor at any one time.

Other news media personnel may occupy seats provided in the Senate gallery.

The Committee on Rules and Administration may, through committee action or by delegating authority to the Secretary, allow television filming on the Senate floor on certain occasions.

The Secretary of the Senate shall compile and distribute to the public a directory of reporters accredited to report from the Senate floor. The directory must include each reporter's picture and news organization and a brief biography. The Secretary must issue each accredited reporter an identification badge showing the reporter's name and news organization.

**Disorderly conduct**

72. In case of a disturbance or disorderly conduct in the lobbies or galleries, the President may order them cleared. Picture taking by persons other than accredited news reporters, picture taking with floodlights or flash units, hand clapping, demonstration, and food and beverages, are prohibited in the Senate Chamber and in the galleries.

**Introduction of visitors**

73. No introduction of a visitor or visitors in the galleries shall be made from the floor or rostrum of the Senate.

**Smoking**

74. No person is permitted to smoke in the Senate Chamber, Retiring Room, hearing rooms, or other spaces under the control of the Senate. There shall be no smoking in the visitors section of the galleries.

**Ethical conduct**

75. The Subcommittee on Committees shall appoint a Subcommittee on Ethical Conduct of the



Committee on Rules and Administration consisting of four members, two from the majority and two from the minority.

The subcommittee shall serve in an advisory capacity to a member or employee upon written request and shall issue recommendations to the member or employee.

The subcommittee shall investigate a complaint by a member of the Senate in writing under oath received during a legislative session regarding improper conduct by a member or employee of the Senate. Improper conduct includes conduct that violated a rule or administrative policy of the Senate, that violated accepted norms of Senate behavior, that betrayed the public trust, or that tended to bring the Senate into dishonor or disrepute.

Within 30 days after receiving a complaint, the subcommittee must meet and either make a finding of no probable cause, vote to defer action until a certain time, or proceed with its investigation. If criminal proceedings relating to the same conduct have begun, the subcommittee may defer its own proceedings until the criminal proceedings have been completed.

The subcommittee has the powers of a standing committee to issue subpoenas pursuant to Minnesota Statutes, Section 3.153. In order to determine whether there is probable cause to believe that improper conduct has occurred, the subcommittee may, by a vote of three of its members, conduct a preliminary inquiry in executive session to which the requirements of Rule 58 do not apply. The executive session may be ordered by a vote of three of its members whenever the subcommittee determines that matters relating to probable cause are likely to be discussed. The executive session must be limited to matters relating to probable cause. Upon a finding of probable cause, further proceedings on the complaint are open to the public. To minimize disruption of its public proceedings, the subcommittee may require that television coverage be pooled or be provided by Senate media services.

If, after investigation, the subcommittee finds the complaint substantiated by the evidence, it shall recommend to the Committee on Rules and Administration appropriate disciplinary action.

Members shall adhere to the highest standard of ethical conduct as embodied in the Minnesota Constitution, state law, and these rules.

A member shall not publish or distribute written material if the member knows or has reason to know that the material includes any statement that is false or clearly misleading, concerning a public policy issue or concerning the member's or another member's voting record or position on a public policy issue.

### **Lobbyists**

76. A lobbyist shall not appear before a Senate committee pursuant to the lobbyist's employment unless the lobbyist is in compliance with the law requiring lobbyist registration, Minnesota Statutes, Sections 10A.03 to 10A.06. A lobbyist, when appearing before a committee shall disclose to the committee those in whose interest the lobbyist speaks and the purpose of the lobbyist's appearance. A lobbyist shall not knowingly furnish false or misleading information or make a false or misleading statement that is relevant and material to a matter before the Senate or any of its committees when the lobbyist knows or should know it will influence the judgment or action of the Senate or any of its committees thereon.

The Subcommittee on Ethical Conduct shall investigate a complaint by a member of the Senate in writing under oath received during a legislative session regarding a violation of improper conduct by a lobbyist. Improper conduct includes conduct that violated a rule or administrative policy of the Senate, that violated accepted norms of Senate behavior, that betrayed the public trust, or that tended to bring the Senate into dishonor or disrepute. The investigatory procedures of Rule 75 apply.

### **Open meeting complaints**

77. Any person may submit to the Chair of the Committee on Rules and Administration a complaint that members have violated the open meeting requirements of Minnesota Statutes, section 3.055. A member of the Senate may submit the complaint either orally or in writing; others must submit the complaint in writing. Whether the complaint was written or oral, the Chair of the Committee on Rules and Administration shall immediately forward it in writing to the Subcommittee on Ethical Conduct without disclosing the identity of the complainant. The complaint must not be further disclosed without the consent of the complainant, except to the members against whom the complaint was made, unless the complaint was made by a member of the Senate in writing under oath, in which case the investigatory procedures of rule 75 apply.

## Temporary Joint Rules of the Senate and House of Representatives

### Article I Joint Conventions

#### How governed

Rule 1.01. The Speaker of the House shall preside at all conventions of the two houses of the Legislature and shall call the members to order. The Chief Clerk of the House shall be the Secretary and the Sergeant at Arms of the House shall be the Sergeant at Arms of the Convention.

#### President's duties

Rule 1.02. The President of the Convention shall preserve order and decorum. He may speak on all points of order in preference to other members and shall decide questions of order, subject to an appeal to the Convention by any member. He shall rise to put a question but may state it while seated.

#### President's right to vote

Rule 1.03. The President shall have the right to vote in all cases except appeals from his decisions. He shall vote last on all questions.

#### Stating questions

Rule 1.04. Questions shall be put to the Convention in the following form: "As many as are of the opinion that (the question) shall pass, say 'Aye.'" After an affirmative vote is expressed the nays shall be called as follows: "As many as are of the contrary opinion, say 'No.'" If the President is in doubt or a division is called, those in the affirmative shall rise first and those in the negative afterward.

#### Order of debate

Rule 1.05. When any member wishes to speak to the Convention on any matter, he shall rise and respectfully address the President, and not speak further until recognized. He shall confine himself to the question under debate and avoid personal remarks. When two or more members rise at the same time, the President shall designate the member to speak first. No member shall speak more than twice on the same question without permission of the Convention.

#### Calling member to order

Rule 1.06. If any member of the Joint Convention is called to order for offensive words in debate, the member calling him to order shall report the words to which exception is taken and the Secretary shall record them. No member may be called to order for any language used in debate if exception is not taken before any other member has spoken or any other business has taken place. A member called to order shall immediately sit down unless another member moves to permit him to explain. In any case, the Joint Convention, if appealed to, shall decide without debate. Only if the decision is in favor of the member called to order shall he be at liberty to proceed.

#### Call of the Convention

Rule 1.07. Five members may demand a call of the Convention at any time except after voting has commenced. When such a call is demanded, the doors shall be closed, the roll shall be called, the absent members shall be sent for, and no member may be permitted to leave the Chamber, unless excused by the President, until the call is lifted. Proceedings under the roll call may be suspended by a majority vote of all the members of the Convention. A call of the Convention may be lifted by a majority vote of all the members of the Convention.

#### Elections

Rule 1.08. In all elections by the Joint Convention, members shall vote viva voce and the roll of Senate members shall be called first. Whenever there is an election of any officer in Joint Convention, the result shall be certified by the President of the Senate and the Speaker of the House and announced by them to their respective houses. The result shall be entered on the Journal of each house and communicated to the Governor by the Secretary of the Convention.

#### No smoking

Rule 1.09. No person is permitted to smoke in the Chamber or in the gallery during a Joint Convention.

#### Parliamentary procedure

Rule 1.10. The rules of the House shall be the Rules of the Joint Convention of both houses in all cases in which the foregoing rules are not applicable.

### Article II Bills

#### Form

Rule 2.01. The title of each bill shall clearly state its subject and briefly state its purpose. When a bill amends or repeals an existing act, the title shall refer to the chapter, section or subdivision.

Reference shall be made to Minnesota Statutes for the provisions appearing therein unless reference to previous session laws is required for some special reason.

Bills shall refer to Minnesota Statutes as follows:

“Minnesota Statutes ....., section .....”

Bills shall refer to the session laws as follows:

“Laws ....., chapter ....., section .....”

A bill for the amendment of a statute shall contain the full text of the section or subdivision to be amended as it appears in the latest edition of Minnesota Statutes unless it has been amended, in which event it shall contain the full text as amended.

The words and characters constituting the amending matter shall be inserted in the proper place in the text and underscored. The words and characters to be eliminated by the amendment shall be stricken by drawing a line through them. The text of a new section or subdivision shall also be underscored when a bill amends an existing chapter or section by adding a new section or subdivision. In the omnibus appropriation bills required by Joint Rule 2.02, sections making an appropriation or transfer and not amending a statute or session law need not have new material underscored. Before a committee favorably reports upon a bill, the chairman of the committee shall see that the bill conforms to this rule. When a bill is printed in the Journal, the new matter shall be in italics or underscored and the matter to be eliminated shall be capitalized and in parentheses or stricken by drawing a line through it. A bill drafted by the Revisor of Statutes for the purposes of correcting errors in Minnesota Statutes need not comply with the provisions of this paragraph if the bill is labeled “REVISOR’S BILL” immediately below the title, and if there is attached thereto a memorandum of information explaining the reasons for the bill.

If the bill is for an original law and not for an amendment of an existing law, the sections and subdivisions shall be arranged, subdivided, and numbered in like manner as Minnesota Statutes. If such a bill assigns to the sections thereof headnotes or identification by the decimal system of numbering used in Minnesota Statutes, such headnotes and decimal identification may be submitted by standing committee chairmen to the Revisor of Statutes for examination. Any such headnotes shall be capital letters enclosed in brackets, and shall be subject to the provisions of Minnesota Statutes, section 648.36.

All numbers in titles shall be expressed in figures. All numbers of section or chapter of law shall be in figures. In the body of a bill numbers in excess of ten shall be in figures, except for a special reason they may be written, but when written they shall not be followed by numbers or parentheses.

**Appropriating money**

Rule 2.02. The same bill shall not appropriate public money or property to more than one local or private purpose.

No clause appropriating money for a local or private purpose shall be contained in a bill appropriating money for the State government or public institutions. All resolutions authorizing the issuing of abstracts by the Secretary of the Senate or the Chief Clerk of the House for the payment of money shall be upon the call of “yeas” and “nays.”

In odd-numbered years, at least eighteen calendar days prior to the last day the Legislature can meet in regular session, the Committee on Finance of the Senate and the Committee on Ways and Means of the House shall report to their respective houses, unless directed by concurrent resolution to report different appropriation bills, appropriation bills for the two succeeding fiscal years as follows:

(a) A bill appropriating money for the general administrative and judicial expenses of the State government, including salaries, office expenses and supplies and other necessary expenses connected therewith;

(b) A bill covering appropriations relating to health and human services;

(c) A bill appropriating money for the support and maintenance of State educational institutions;

(d) A bill appropriating money for aid to school districts;

(e) A bill appropriating money for the protection and improvement of the State’s environment and natural resources;

(f) A bill appropriating money for the department of transportation and other agencies;

(g) A bill appropriating money for criminal justice;

(h) A bill appropriating money for community development;

(i) A bill covering all appropriations providing for the payment of claims against the State of Minnesota which may have been allowed by the Finance Committee of the Senate or the Ways and Means Committee of the House.

No other appropriations shall be contained in any of said bills but all other appropriations shall be contained in separate bills.

**Deadlines**

Rule 2.03. (a) Except as provided in paragraph (b), in odd-numbered years, committee reports on bills favorably acted upon by a committee in the house of origin after the sixth Friday before the last Friday the Legislature can meet in regular session, and committee reports on bills originating in the other house favorably acted upon by a committee after the fourth Friday before the last Friday the Legislature can meet in regular session, shall be referred in the Senate to the Committee on Rules and

Administration, and in the House of Representatives to the Committee on Rules and Legislative Administration for disposition. Referral is not required when a committee after the earlier date and by the later date set by this paragraph acts on a bill that is a companion to a bill that has met the earlier deadline in the other house.

(b) Committee reports on bills containing an appropriation that are favorably acted upon by the policy committee in either house after the third Friday before the last Friday the Legislature can meet in regular session, shall be referred in the Senate to the Committee on Rules and Administration, and in the House of Representatives to the Committee on Rules and Legislative Administration for disposition. This rule does not apply to the Senate Committees on Finance and on Taxes and Tax Laws, and the House Committees on Ways and Means and on Taxes.

(c) Conference committees on the major appropriation bills specified in Joint Rule 2.02 shall have their reports on the members' desks by the last Thursday on which the Legislature can meet in regular session. After the last Friday on which the Legislature can meet in regular session, neither house shall act on bills other than those contained in:

- (1) Reports of Conference Committees;
- (2) Messages from the other house;
- (3) Reports of the Committee on Rules and Administration in the Senate or the Committee on Rules and Legislative Administration in the House; or
- (4) Messages from the Governor.

(d) In even-numbered years the Legislature shall establish by concurrent resolution deadlines based on the date intended to be the date of adjournment sine die.

#### **Amending bills originating in other house**

Rule 2.04. Either house shall have the power to amend any bill, memorial, or resolution passed by the other house.

#### **Receding from position**

Rule 2.05. Prior to a Conference Committee on any matter, either house may recede from its position on any difference existing between the two houses. In order to recede, and if the matter is not in the possession of a house, that house shall request return of the matter from the other house. To recede, a majority of a house shall govern, except in cases otherwise provided in the Constitution. If the question is put and lost, it shall not be put again on the same day. A reconsideration of the question shall in all respects be regulated by the rules of that house.

#### **Conference committees**

Rule 2.06. In all cases of disagreement between the Senate and House on amendments adopted by either house to a bill, memorial or resolution passed by the other house, a Conference Committee consisting of not less than three members nor more than five members from each house may be requested by either house. The other house shall appoint a similar committee.

The manner of procedure shall be as follows: The house of origin passes a bill and transmits it to the other body. If the other body adopts an amendment to the bill and passes it as amended, it shall return the bill with a record of its actions to the house of origin. If the house of origin refuses to concur in the amendment, it shall ask for a Conference Committee, appoint such a committee on its part, and transmit the bill with a record of its action to the other house. If the other house adheres to its amendment, it shall appoint a like committee and return the bill to the house of origin.

All Conference Committees shall be open to the public. As much as practical, meetings of Conference Committees shall be announced as far in advance as possible and actions taken shall be agreed upon in an open meeting. At an agreed upon hour the Conference Committee shall meet. The members from each house shall state to the members from the other house, orally or in writing, the reason for their respective positions. The members shall confer thereon and shall report to their respective houses the agreement they have reached, or, if none, the fact of a disagreement.

If an agreement is reported, the house of origin shall act first upon the report. A Conference Committee report must be limited to provisions that are germane to the bill and amendments that were referred to the Conference Committee. A provision is not germane if it relates to a substantially different subject or is intended to accomplish a substantially different purpose from that of the bill and amendment that were referred to the Conference Committee. If the report is adopted and repassed as amended by the Conference Committee by the house of origin, the report, the bill and a record of its action shall be transmitted to the other house.

Except after the last Thursday on which the Legislature can meet in regular session in odd-numbered years and after the last Thursday on which the Legislature intended, when it adopted the concurrent resolution required by Rule 2.03, paragraph (b), to meet in regular session in even-numbered years, a written copy of a report of a Conference Committee shall be placed on the desk of each member of a house twelve hours before action on the report by that house. If the report has been reprinted in the Journal of either house for a preceding day and is available to the members, the Journal copy shall serve as the written report. The member presenting the Conference Committee report to the body shall disclose, either in writing or orally, the substantial changes from the bill or the amendment as they were last before the body.

**Enrollment and signature**

Rule 2.07. After a bill or memorial has been passed by both houses, it shall be carefully and properly enrolled by the Revisor of Statutes under the direction of the Secretary of the Senate for a matter originating in the Senate or the Chief Clerk of the House for a matter originating in the House. The Revisor of Statutes shall obtain the signatures and certificates of the proper officers to the enrolled copy of the bill or memorial and present it to the Governor for his approval.

A bill or memorial may be prepared for presentation to the Governor on good quality paper approximately 8 1/2" x 14" in size and may be produced by means of a copying machine. An enrolled bill shall be labeled "An Act" and it shall be identical to the bill passed by the Legislature. An enrolled bill which is amendatory of any existing law or constitutional provision shall indicate deletions and additions in the manner provided in Rule 2.01 for printed bills.

### **Article III General Provisions**

**Suspension of joint rules**

Rule 3.01. Either house may suspend the Joint Rules of the Senate and House by a vote of two-thirds of its members.

**Odd year session adjournment**

Rule 3.02. Adjournment of the regular session in any odd-numbered year to a date certain in the following year shall be equivalent to daily adjournment, except that upon adjournment in any odd-numbered year to a date certain in the following year:

- (a) Any bill being considered by a Conference Committee shall be returned to the house of origin, laid on the table, and the Conference Committee shall be discharged;
- (b) Any bill referred to the Committee on Rules and Administration in the Senate or the Committee on Rules and Legislative Administration in the House pursuant to Joint Rule 2.03 shall be returned to the standing committee to which it was last previously referred; and
- (c) Any bill returned by the Governor to the house of origin with his objections following such adjournment shall be laid on the table.

**Interim committee and commission reports**

Rule 3.03. Except as otherwise provided by law, the report of any interim committee or commission to the Legislature shall be submitted on paper 8 1/2" x 11" in size, spiral bound, stapled, or punched on the left edge to fit a standard size three ring binder intended for that size paper. A brief summary of the recommendations of the commission or committee shall appear first and be clearly separated from its findings, discussions, and exhibits. If the report contains legislative recommendations, a copy of any proposed legislation, particularly if extensive in character, shall if possible be attached as an exhibit at the end of the report.

### **Article IV Election of Regents**

**Joint committee**

Rule 4.01. By May 7 of each odd-numbered year, or at a date agreed to by concurrent resolution, a Joint Committee shall meet to recommend nominees for Regent of the University of Minnesota to be presented to a Joint Convention of the legislature. The members of the Joint Committee are the members of the Senate and House Committees on Education. A majority of the members from each house is a quorum of the Joint Committee.

The Joint Committee shall determine the number of persons, and the person or persons to be recommended for each open seat.

Each person recommended by the Regent Candidate Advisory Council is considered to be nominated. Other persons may be nominated by a member of the committee at the meeting. Nominations may be made by committee members only. Nominations must be made for a specified congressional or student seat, or for any at-large seat.

The roll shall be called viva voce on the recommendation of Regents. A majority vote of the members of the Joint Committee is required for a candidate to be recommended.

**Joint convention**

Rule 4.02. At the Joint Convention of the Senate and House of Representatives called to elect Regents, the Joint Committee shall report the name of the person or persons recommended for each seat. These persons are considered to be nominated. Any member of the Legislature may submit additional nominations. If there is more than one at-large seat to be filled, all candidates for an at-large seat run for any of the at-large seats.

The roll shall be called viva voce on the election of Regents. The roll must be called first on congressional district seats until they are filled, then on the student seat, and then on the at-large seats. The candidate for each seat receiving a majority of the votes cast must be declared elected. If no candidate receives a majority of the votes cast for a seat, on each succeeding ballot the candidate with

the fewest votes must be dropped from consideration and the votes cast again until a majority vote is achieved. Any candidate with fewer than 20 votes on any ballot shall also be dropped on succeeding ballots.

**Index**

**A**

Abrams, Ron . . . . . 109  
 Administrative Agencies . . . . . 240  
     Board of Pardons . . . . . 240  
     Board on Judicial Standards . . . . . 241  
     Client Security Board . . . . . 241  
     Commission on Judicial Selection  
     . . . . . 241  
     Lawyers Professional Responsibility  
     Board . . . . . 241  
     Minnesota Sentencing Guidelines  
     Commission . . . . . 241  
     Office of Administrative Hearings  
     . . . . . 241  
     State Board of Public Defense . . . . . 241  
     State Public Defender . . . . . 242  
     Tax Court . . . . . 242  
     Workers' Compensation Court of  
     Appeals . . . . . 242  
 Agencies, state  
     Housing Finance . . . . . 204  
 Amendments to the Minnesota Constitu-  
 tion Proposed to the Voters . . . . . 40  
 Amendments to the United States  
 Constitution . . . . . 53  
 Amundson, Roland C. . . . . 224  
 Anderson, Bob . . . . . 74  
 Anderson, Bruce . . . . . 83  
 Anderson, Ellen R. . . . . 130  
 Anderson, Irv . . . . . 61, 67  
 Anderson, Morris J. . . . . 154  
 Anderson, Paul H. . . . . 220  
 Assistant Majority Leader  
     Johnson, Bob . . . . . 68  
     Mariani, Carlos . . . . . 129  
     McCollum, Betty . . . . . 119  
 Assistant Minority Leader  
     Abrams, Ron . . . . . 109  
     Bettermann, Hilda . . . . . 74  
     Girard, Jim . . . . . 85  
     Goodno, Kevin P. . . . . 73  
     Koppendrayner, LeRoy . . . . . 81  
     Ostrom, Don . . . . . 88  
     Weaver, Charlie . . . . . 113  
 Associations, state

Medical Malpractice Joint Underwriting  
 Association . . . . . 205  
 Minnesota Insurance Guaranty  
 Association . . . . . 208  
 Minnesota Joint Underwriting  
 Association - Liability Insurance . . . . . 209  
 Minnesota Workers' Compensation  
 Insurers' Association (RA) . . . . . 211  
 Public Employees Retirement  
 Association . . . . . 213  
 Sibley House Association . . . . . 213  
 Teachers Retirement Association . . . . . 214

**B**

Bakk, Thomas . . . . . 63, 70  
 Beckman, Tracy L. . . . . 90  
 Belanger, William V., Jr. . . . . 105  
 Berg, Charles A. . . . . 77  
 Berglin, Linda . . . . . 125  
 Bertram, Jeff . . . . . 78  
 Bertram, Joe, Sr. . . . . 78  
 Bettermann, Hilda . . . . . 74  
 Betzold, Don . . . . . 112  
 Bishop, Dave . . . . . 94  
 Blackmun, Harry A. . . . . 330  
 Boards, Commissions, & Other  
 Agencies . . . . . 199  
 Boards, state  
     Agricultural Chemical Response  
     Compensation . . . . . 199  
     Assessors . . . . . 199  
     Board of Accountancy . . . . . 199  
     Board of Animal Health . . . . . 199  
     Board of Architecture, Eng, Land Surv,  
     & Landscape Architecture . . . . . 199  
     Board of Barber Examiners . . . . . 199  
     Board of Boxing . . . . . 199  
     Board of Dentistry . . . . . 200  
     Board of Dietetics and Nutrition  
     Practice . . . . . 200  
     Board of Electricity . . . . . 200  
     Board of Examiners for Nursing  
     Home Administrators . . . . . 200  
     Board of Government Innovation &  
     Cooperation . . . . . 200  
     Board of Marriage and Family  
     Therapy . . . . . 200  
     Board of Medical Practice . . . . . 200

- Board of Optometry . . . . . 201  
 Board of Peace Officer Standards and  
 Training . . . . . 201  
 Board of Pharmacy . . . . . 201  
 Board of Podiatric Medicine . . . . . 201  
 Board of Private Detectives & Protective  
 Agent Services . . . . . 201  
 Board of Psychology . . . . . 201  
 Board of Social Work . . . . . 201  
 Board of Teaching . . . . . 201  
 Board of Water and Soil Resources  
 . . . . . 202  
 Capitol Area Architectural and Planning  
 Board . . . . . 202  
 Ethical Practices . . . . . 203  
 Gambling Control . . . . . 203  
 Harmful Substance Compensation  
 . . . . . 204  
 Health Coverage Reinsurance  
 Association . . . . . 204  
 Higher Education Coordinating . . . . . 204  
 Iron Range Resources &  
 Rehabilitation . . . . . 205  
 Medical Services Review Board . . . . . 205  
 Minnesota Agricultural & Economic  
 Development Board . . . . . 206  
 Minnesota Board of Nursing . . . . . 207  
 Minnesota Board of Veterinary  
 Medicine . . . . . 207  
 Minnesota Board on Aging . . . . . 207  
 Minnesota Comprehensive Health  
 Association Board of Directors . . . . . 208  
 Minnesota Environmental Quality  
 Board . . . . . 208  
 Minnesota Job Skills Partnership  
 Board . . . . . 208  
 Minnesota Small Business Development  
 Center Advisory Board . . . . . 209  
 Minnesota State Board of Invention  
 . . . . . 210  
 Minnesota States Arts Board . . . . . 210  
 Minnesota Veterans Homes Board of  
 Directors . . . . . 211  
 Minnesota Workers' Compensation  
 Assigned Risk Plan Review Board  
 . . . . . 211  
 Minnesota Zoological Board . . . . . 211  
 Occupational Safety and Health Review  
 Board . . . . . 212  
 Pesticide Applicator Education and  
 Examination Review Board . . . . . 212  
 Petroleum Tank Release Compensation  
 Board . . . . . 212  
 Regional Coordinating Boards . . . . . 213  
 Rural Development Board . . . . . 213  
 State Board of Chiropractic  
 Examiners . . . . . 214  
 State Board of Education . . . . . 214  
 State Designer Selection Board . . . . . 214  
 State Lottery Board . . . . . 214  
 Telecommunications Access for  
 Communication-Impaired Persons Bd  
 . . . . . 215  
 Transportation Regulation Board  
 . . . . . 215  
 Urban Initiative Board . . . . . 215  
 Boudreau, Lynda . . . . . 89  
 Bradley, Fran . . . . . 94  
 Broecker, Sherry . . . . . 117  
 Brown, Chuck . . . . . 77  
 Bureau of Mediation Services . . . . . 202  
 Burger, Warren E. . . . . 330  
 Butler, Pierce . . . . . 329
- C**
- Capitol News Correspondents  
 . . . . . 149  
 Carlson, Arne . . . . . 154  
 Carlson, Lyndon R. . . . . 110  
 Carruthers, Phil . . . . . 111  
 Chandler, Kevin M. . . . . 119  
 Chmielewski, Florian . . . . . 72  
 Clark, Karen . . . . . 125  
 Clinton, Bill . . . . . 325  
 Cohen, Richard J. . . . . 128  
 Commers, Tim . . . . . 102  
 Commissions, state  
   Emergency Response . . . . . 203  
   Great Lakes . . . . . 204  
   Metropolitan Airports Commission  
   . . . . . 206  
   Metropolitan Parks and Open Space  
   Commission . . . . . 206  
   Metropolitan Sports Facilities  
   Commission . . . . . 206  
   Minnesota - Wisconsin Boundary Area  
   Commission . . . . . 211



INDEX

Minnesota Amateur Sports Commission . . . . .	206	Citizens' Council on Voyageurs National Park . . . . .	202
Minnesota Commission Serving Deaf and Hard of Hearing People . . . . .	208	Compensation . . . . .	202
Minnesota Health Care Commission . . . . .	208	Council on Affairs of Spanish Speaking People . . . . .	202
Minnesota Racing Commission . . . . .	209	Council on Asian-Pacific Minnesotans . . . . .	202
Minnesota State Armory Building Commission . . . . .	210	Council on Black Minnesotans . . . . .	203
Mississippi River Coordinating Commission . . . . .	211	Council on Disability . . . . .	203
Public Utilities Commission . . . . .	213	Government Information Access . . . . .	203
Committees, state		Governor's Residence . . . . .	204
Market Assistance Program . . . . .	205	Indian Affairs . . . . .	205
Minnesota Automobile Insurance Plan Governing Committee . . . . .	207	Merit System Council . . . . .	206
Minnesota Board of Chiropractic Examiners Peer Review Committee . . . . .	207	Physical Therapy Council . . . . .	212
Congressional Act of Admission . . . . .	47	State Council on Vocational Technical Education . . . . .	214
An Act of Admission of Minnesota into the Union . . . . .	47	Counties in Minnesota . . . . .	245
Constitution of the State of Minnesota		County	
Article I, Bill of Rights . . . . .	27	Aitkin . . . . .	246
Article II, Name and Boundaries . . . . .	28	Anoka . . . . .	246
Article III, Distribution of the Powers of Government . . . . .	28	Becker . . . . .	247
Article IV, Legislative Department . . . . .	29	Beltrami . . . . .	247
Article IX, Amendments to the Constitution . . . . .	34	Benton . . . . .	248
Article V, Executive Department . . . . .	31	Big Stone . . . . .	248
Article VI, Judiciary . . . . .	31	Blue Earth . . . . .	249
Article VII, Elective Franchise . . . . .	33	Brown . . . . .	249
Article VIII, Impeachment and Removal from Office . . . . .	33	Carlton . . . . .	250
Article X, Taxation . . . . .	34	Carver . . . . .	250
Article XI, Appropriations and Finances . . . . .	35	Cass . . . . .	251
Article XII, Special Legislation . . . . .	37	Chippewa . . . . .	251
Article XIII, Miscellaneous Subjects . . . . .	38	Chisago . . . . .	252
Article XIV, Public Highway System . . . . .	39	Clay . . . . .	252
Preamble . . . . .	27	Clearwater . . . . .	253
Constitution of the United States . . . . .	48	Cook . . . . .	253
Amendments . . . . .	53	Cottonwood . . . . .	254
Cooper, Roger . . . . .	79	Crow Wing . . . . .	254
Councils, state		Dakota . . . . .	255
		Dodge . . . . .	255
		Douglas . . . . .	256
		Faribault . . . . .	256
		Fillmore . . . . .	257
		Freeborn . . . . .	257
		Goodhue . . . . .	258
		Grant . . . . .	258
		Hennepin . . . . .	259
		Houston . . . . .	259
		Hubbard . . . . .	260
		Isanti . . . . .	260

Itasca .....	261
Jackson .....	261
Kanabec .....	262
Kandiyohi .....	262
Kittson .....	263
Koochiching .....	263
Lac Qui Parle .....	264
Lake .....	264
Lake of the Woods .....	265
Le Sueur .....	265
Lincoln .....	266
Lyon .....	266
Mahnomen .....	267
Marshall .....	268
Martin .....	268
McLeod .....	267
Meeker .....	269
Mille Lacs .....	269
Morrison .....	270
Mower .....	270
Murray .....	271
Nicollet .....	271
Nobles .....	272
Norman .....	272
Olmsted .....	273
Otter Tail .....	273
Pennington .....	274
Pine .....	274
Pipestone .....	275
Polk .....	275
Pope .....	276
Ramsey .....	276
Red Lake .....	277
Redwood .....	277
Renville .....	278
Rice .....	278
Rock .....	279
Roseau .....	279
Scott .....	280
Sherburne .....	281
Sibley .....	281
St. Louis .....	280
Stearns .....	282
Steele .....	282
Stevens .....	283
Swift .....	283
Todd .....	284
Traverse .....	284
Wabasha .....	285

Wadena .....	285
Waseca .....	286
Washington .....	286
Watonwan .....	287
Wilkin .....	287
Winona .....	288
Wright .....	288
Yellow Medicine .....	289
County Attorney's Council .....	289
Court of Appeals .....	220
Coyne, M. Jeanne .....	219
Crippen, Gary L. ....	222

## D

Daggett, Roxann .....	75
Dauner, Marvin .....	73
Davids, Gregory M. ....	95
Davies, Jack .....	223
Dawkins, Andy .....	129
Day, Dick .....	92
Dehler, Steve .....	78
Delmont, Mike .....	115
Dempsey, Jerry .....	93
Department of Administration .....	176
Department of Agriculture .....	177
Department of Commerce .....	177
Department of Corrections .....	178
Department of Economic Security .....	179
Department of Education .....	180
Department of Employee Relations .....	181
Department of Finance .....	181
Department of Health .....	182
Department of Human Rights .....	183
Department of Human Services .....	183
Department of Labor and Industry .....	184
Department of Military Affairs .....	185
Department of Natural Resources .....	186
Department of Public Safety .....	187
Department of Public Service .....	188
Department of Revenue .....	189
Department of Trade and Economic .....	190
Development .....	190
Department of Transportation .....	191
Department of Veterans Affairs .....	192
Dille, Steve .....	84
District Court .....	224

INDEX

District Court Map . . . . . 225  
 Dorn, John . . . . . 88

**E**

Eighth District Court Judges . . . . . 236  
 Enactment of Legislation . . . . . 132  
 Entenza, Matt . . . . . 128  
 Erhardt, Ron . . . . . 106  
 Executive Council . . . . . 169  
 Executive Officers Since Statehood  
 . . . . . 169  
 Export Finance Authority . . . . . 203

**F**

Farrell, Jim . . . . . 131  
 Fifth District Court Judges . . . . . 233  
 Finn, Harold "Skip" . . . . . 68  
 Finseth, Tim . . . . . 65  
 First District Court Judges . . . . . 225  
 Flynn, Carol . . . . . 126  
 Fourth District Court Judges . . . . . 230  
 Frederickson, Dennis R. . . . . 87  
 Frerichs, Don . . . . . 95  
 Fundamental Charters and Laws . . . 15  
     Act Authorizing a State Government  
     . . . . . 24  
     An Act to Establish the Territorial  
     Government of Minnesota . . . . . 20  
     Approval by Congress . . . . . 26  
     Constitution of the State of Minnesota  
     . . . . . 27  
     Election to Accept the Constitution  
     . . . . . 26  
     Minnesota Under Four Nations . . 15  
     Northwest Ordinance 1787 Act of Con-  
     gress, July 13, 1787 . . . . . 16  
     The Constitutional Convention . . . 25  
     The Enabling Act . . . . . 24  
     The Minnesota Constitution 1974  
     . . . . . 26  
     The Northwest Ordinance of 1787  
     . . . . . 16  
     The Organic Act of 1849 . . . . . 19

**G**

Garcia, Edwina . . . . . 127

Gardebring, Sandra S. . . . . 219  
 Girard, Jim . . . . . 85  
 Goodno, Kevin P. . . . . 73  
 Gore, Al . . . . . 325  
 Governor  
     Carlson, Arne H. . . . . 154  
 Grams, Rod . . . . . 318  
 Greenfield, Lee . . . . . 126  
 Greiling, Mindy . . . . . 118

**H**

Haas, Bill . . . . . 112  
 Hackbarth, Tom . . . . . 114  
 Hanson, Paula E. . . . . 114  
 Harder, Elaine . . . . . 86  
 Harten, James C. . . . . 224  
 Hasskamp, Kris . . . . . 76  
 Hausman, Alice . . . . . 130  
 Higher Education Facilities Authority  
     . . . . . 204  
 Historical Society . . . . . 197  
 Holsten, Mark . . . . . 120  
 Hottinger, John C. . . . . 88  
 House Assistant Majority Leader,  
 McGuire . . . . . 118  
 House Assistant Majority Leader,  
 Trimble . . . . . 131  
 House Assistant Minority Leader,  
 Abrams . . . . . 109  
 House Assistant Minority Leader,  
 Lynch . . . . . 114  
 House Assistant Minority Leader,  
 Weaver . . . . . 113  
 House Minority Leader, Sviggum  
     . . . . . 92  
 House Standing Committees . . . . . 134  
 Hugoson, Gene . . . . . 84, 90  
 Huntley, Thomas . . . . . 63, 70  
 Huspeni, Doris Ohlsen . . . . . 221

**J**

Janezich, Jerry R. . . . . 63, 69  
 Jaros, Mike . . . . . 71  
 Jefferson, Richard H. . . . . 122  
 Jennings, Loren . . . . . 82  
 Johnson, Alice M. . . . . 112  
 Johnson, Bob . . . . . 68

Johnson, Dean E. . . . . 79  
 Johnson, Douglas J. . . . . 63, 70  
 Johnson, Janet B. . . . . 82  
 Johnson, Virgil J. . . . . 96  
 Johnston, Terry D. . . . . 99

**K**

Kahn, Phyllis . . . . . 123  
 Kalis, Henry J. . . . . 90  
 Kalitowski, Thomas J. . . . . 222  
 Keith, Alexander M. . . . . 218  
 Kelley, Steve. . . . . 108  
 Kelly, Randy C. . . . . 131  
 Kelso, Becky . . . . . 99  
 Kinkel, Anthony G. (Tony) . . . . . 68  
 Kiscaden, Sheila M. . . . . 94  
 Klaphake, Roger M. . . . . 223  
 Kleis, Dave . . . . . 80  
 Knight, Kevin. . . . . 104  
 Knobloch, Jim . . . . . 80  
 Knutson, David L. . . . . 100  
 Koppendrayer, LeRoy . . . . . 81  
 Kramer, Don . . . . . 111  
 Kraus, Ron . . . . . 91  
 Krentz, Jane . . . . . 115  
 Krinkie, Phil . . . . . 117  
 Kroening, Carl W. . . . . 122

**L**

Labor Interpretative Center . . . . . 205  
 Laidig, Gary W. . . . . 120  
 Land Exchange Board . . . . . 169  
 Langseth, Keith . . . . . 73  
 Lansing, Harriet . . . . . 221  
 Larsen, Peg. . . . . 120  
 Larson, Cal . . . . . 74  
 Legislative Commissions . . . . . 143  
     Advisory Commission . . . . . 143  
     Audit Commission/Office of the Leg.  
     Auditor . . . . . 143  
     Commission on Employee Relations  
     . . . . . 144  
     Commission on Long Term Health  
     Care. . . . . 145  
     Commission on Pensions & Retire  
     ment . . . . . 145  
     Commission on Planning & Fiscal

Policy . . . . . 145  
 Commission on the Economic Status of  
 Women . . . . . 144  
 Commission on Waste Management  
 . . . . . 146  
 Commission to Review Administrative  
 Rules. . . . . 145  
 Coordinating Commission . . . . . 146  
 Legislative Audit Commission/Office of  
 the Legislative Auditor. . . . . 143  
 Legislative Commission on Children,  
 Youth and Their Families. . . . . 144  
 Legislative Commission on Employee  
 Relations. . . . . 144  
 Legislative Commission on Long Term  
 Health Care. . . . . 145  
 Legislative Commission on Minnesota  
 Resources . . . . . 147  
 Legislative Commission on Pensions  
 and Retirement . . . . . 145  
 Legislative Commission on Planning  
 and Fiscal Policy . . . . . 145  
 Legislative Commission on the  
 Economic Status of Women  
 . . . . . 144  
 Legislative Commission on Waste  
 Management. . . . . 146  
 Legislative Commission To Review  
 Administrative Rules . . . . . 145  
 Legislative Coordinating  
 Commission . . . . . 146  
 Legislative Water Commission  
 . . . . . 146  
 Legislative Committees. . . . . 133  
 Legislative Related Functions  
     Office of the Revisor of Statutes  
     . . . . . 148  
 Legislative-Related Functions  
     . . . . . 147  
     Commission on Minnesota  
     Resources . . . . . 147  
     House Index . . . . . 147  
     House Public Information Office  
     . . . . . 147  
     House Research Department  
     . . . . . 147  
     Legislative Reference Library  
     . . . . . 147  
     Office of Senate Counsel and

INDEX

Senate President Protem, Chmielewski ..... 72  
 Senate Standing Committees ..... 133  
 Seventh District Court Judges ..... 235  
 Seventy-Fifth Anniversary of the Nineteenth Amendment ..... 2  
 Short, Marianne D. .... 223  
 Simoneau, Wayne ..... 116  
 Simonett, Anne V. .... 221  
 Sixth District Court Judges ..... 234  
 Skoglund, Wesley J. "Wes" ..... 126  
 Smith, Steve ..... 98  
 Solberg, Loren ..... 67  
 Solon, Sam G. .... 71  
 Speaker of the House  
     Anderson, Irv ..... 61, 67  
 Spear, Allan H. .... 124  
 Stanek, Richard ..... 97  
 State Attorney General  
     Humphrey, III, Hubert H. .... 166  
 State Auditor  
     Dutcher, Judith H. .... 162  
 State Board of Investment ..... 169  
 State Fund Mutual Insurance Company ..... 214  
 State Historic Sites ..... 197  
 State House of Representative ..... 63  
 State House, Officers & Executives ..... 140  
 State Operated Services ..... 184  
 State Senate Members ..... 63  
 State Senate Officers & Leader ..... 138  
 State Supreme Court ..... 218  
 State Treasurer  
     McGrath, Michael A. .... 164  
     Stevens, Dan ..... 81  
     Stringer, Edward C. .... 220  
     Stumpf, LeRoy A. .... 65  
     Sviggum, Steven A. .... 92  
     Swenson, Doug ..... 115  
     Swenson, Howard ..... 87  
     Sykora, Barbara ..... 107

**T**

Tenth District Court Judges ..... 238  
 Terwilliger, Roy ..... 106

Third District Court Judges ..... 229  
 Tomassoni, David ..... 69  
 Tomljanovich, Esther Moellering ..... 219  
 Tompkins, Eileen ..... 100  
 Toussaint, Jr., Edward ..... 220  
 Townships ..... 302  
 Trimble, Steve ..... 131  
 Tuma, John ..... 89  
 Tunheim, Jim ..... 65  
 Tunheim, John R. .... 166

**U**

U. S. Representatives  
     Gutknecht, Gil ..... 319  
     Luther, Bill ..... 320  
     Minge, David ..... 319  
     Oberstar, James L. .... 321  
     Peterson, Collin C. .... 321  
     Ramstad, Jim ..... 319  
     Sabo, Martin Olav ..... 320  
     Vento, Bruce F. .... 320  
 U. S. Senators  
     Grams, Rod ..... 318  
     Wellstone, Paul David ..... 318  
 United States Court of Appeals ... 328  
 United States District Court ..... 328  
 United States Supreme Court ..... 328  
 Universities, state  
     Bemidji State University ..... 195  
     Mankato State University ..... 195  
     Metropolitan State University ... 195  
     Minnesota State University ..... 196  
     Moorhead State University ..... 195  
     Southwest State University ..... 196  
     Winona State University ..... 196  
 University of Minnesota ..... 198  
 University of Minnesota Board of Regents ..... 198

**V**

Van Dellen, H. Todd ..... 98  
 Van Engen, Tom ..... 79  
 Vice President of the United States ..... 325  
     Vickerman, Barb. .... 87  
     Vickerman, Jim. .... 86

Voss, Elaine, V. . . . . 159

## W

Wagenius, Jean . . . . . 127

Warkentin, Eldon H. . . . . 113

Weaver, Charlie . . . . . 113

Wejcman, Linda . . . . . 125

Wenzel, Stephen G. . . . . 76

Wiener, Deanna . . . . . 102

Winter, Ted . . . . . 86

Wolf, Ken . . . . . 105

Worke, Gary D. . . . . 92

Workman, Tom. . . . . 107