

2010 Legislative Report

Medical Education and Research Cost (MERC)

Minnesota Department of Health
January 25, 2011



Division of Health Policy
PO Box 64882
St. Paul, MN 55164-0882
651/201-3566
www.health.state.mn.us

Background

The Medical Education and Research Costs (MERC) program, which distributes grants to clinical training sites around the state in order to offset the higher cost structures and lost patient care revenue for those facilities, was created by the Minnesota Legislature in 1997. The MERC statute defined the purpose of the program in Minnesota Statutes 62J.691 in the following way:

“The legislature finds that medical education and research are important to the health and economic well being of Minnesotans. The legislature further finds that, as a result of competition in the health care marketplace, these teaching and research institutions are facing increased difficulty funding medical education and research. The purpose of sections [62J.692](#) and [62J.693](#) is to help offset lost patient care revenue for those teaching institutions affected by increased competition in the health care marketplace and to help ensure the continued excellence of health care research in Minnesota.”

More background information and details on past distributions can be found at <http://www.health.state.mn.us/divs/hpsc/hep/merc/publications/index.html>.

The current distribution is based on relative Medicaid volume:

- Eligible clinical training sites whose Medicaid revenue accounts for more than 0.98 percent of the total Medicaid revenue, across all eligible training sites, receive a supplemental grant equal to 20 percent of their original grant, with those funds coming from those sites whose Medicaid revenue accounted for less than 0.98 percent of the total pool.
- Nursing homes are not eligible for MERC grants.
- Direct payments are made to the University of Minnesota Academic Health Center for \$1.8 million, the University of Minnesota Medical Center, Fairview for \$1.475 million, and the University of Minnesota School of Dentistry for \$2.075 million.

Funding

The 2010 MERC grant is derived from a carveout to the Prepaid Medical Assistance Program rates, an appropriation from Minnesota’s cigarette tax, and federal matching funds. After direct payments totaling \$5.35 million, the MERC distribution for 2010 was \$58,233,744.

Distribution by Sponsoring Institution

Sponsoring Institutions (*organizations that are financially or organizationally responsible for teaching programs*) submit applications on behalf of their accredited programs which had students/residents at clinical training sites in Minnesota during the 2008 fiscal year. MERC grants are distributed to the sponsoring institutions which, in turn, are required to pass all funding on to their eligible training sites as specified by the Minnesota Department of Health.

There were 20 sponsoring institutions that took part in the 2010 MERC Application. These sponsoring institutions submitted applications on behalf of 209 teaching programs and 635 distinct clinical training sites. Those sites were responsible for providing clinical training to over 3,044 FTEs in various programs.

Sponsoring Institution	Programs	Sites	Non-Eligible FTEs	Eligible FTEs	2010 MERC/PMAP Grant*
ABBOTT NORTHWESTERN HOSPITAL	2	16	4.34	30.15	\$1,325,337
AUGSBURG COLLEGE	1	61	3.13	29.37	\$614,410
CHILDREN'S HOSPITALS AND CLINICS OF MINNESOTA	1	3	0.15	3.05	\$157,083
COLLEGE OF ST. SCHOLASTICA	2	99	32.43	58.51	\$1,630,970
HENNEPIN COUNTY MEDICAL CENTER	14	34	4.67	202.93	\$6,452,280
MAYO CLINIC	82	229	202.47	1,043.77	\$4,517,402
MERCY HOSPITAL	2	9	0.41	3.58	\$776,153
METROPOLITAN STATE UNIVERSITY	1	56	4.44	43.22	\$554,547
MINNESOTA SPORTS MEDICINE	1	3	0.20	1.80	\$316,736
MINNESOTA STATE UNIVERSITY, MANKATO	1	36	45.43	11.02	\$189,108
MINNESOTA STATE UNIVERSITY, MOORHEAD	2	8	3.62	1.07	\$33,159
REGIONS HOSPITAL	4	29	0.30	30.41	\$1,308,743
SAINT MARYS MEDICAL CENTER	1	1	0.00	2.00	\$53,853
SAINT MARY'S UNIVERSITY OF MINNESOTA	1	19	41.00	40.00	\$1,205,178
ST. CATHERINE UNIVERSITY	1	52	30.02	36.28	\$384,942
TRIA ORTHOPAEDIC RESEARCH INSTITUTE	1	2	1.72	1.28	\$25,634
UNITED HOSPITAL	2	39	3.69	16.65	\$1,892,247
UNIVERSITY OF MN MEDICAL CENTER, FAIRVIEW	3	3	0.00	8.00	\$66,142
UNIVERSITY OF MN ACADEMIC HEALTH CENTER	85	1,096	796.36	1,466.03	\$36,568,414
WINONA STATE UNIVERSITY	2	17	28.82	15.18	\$161,408
Overall	209	1,812	1,203.20	3,044.31	\$58,233,744

- FTE and grant totals are rounded for reporting purposes.

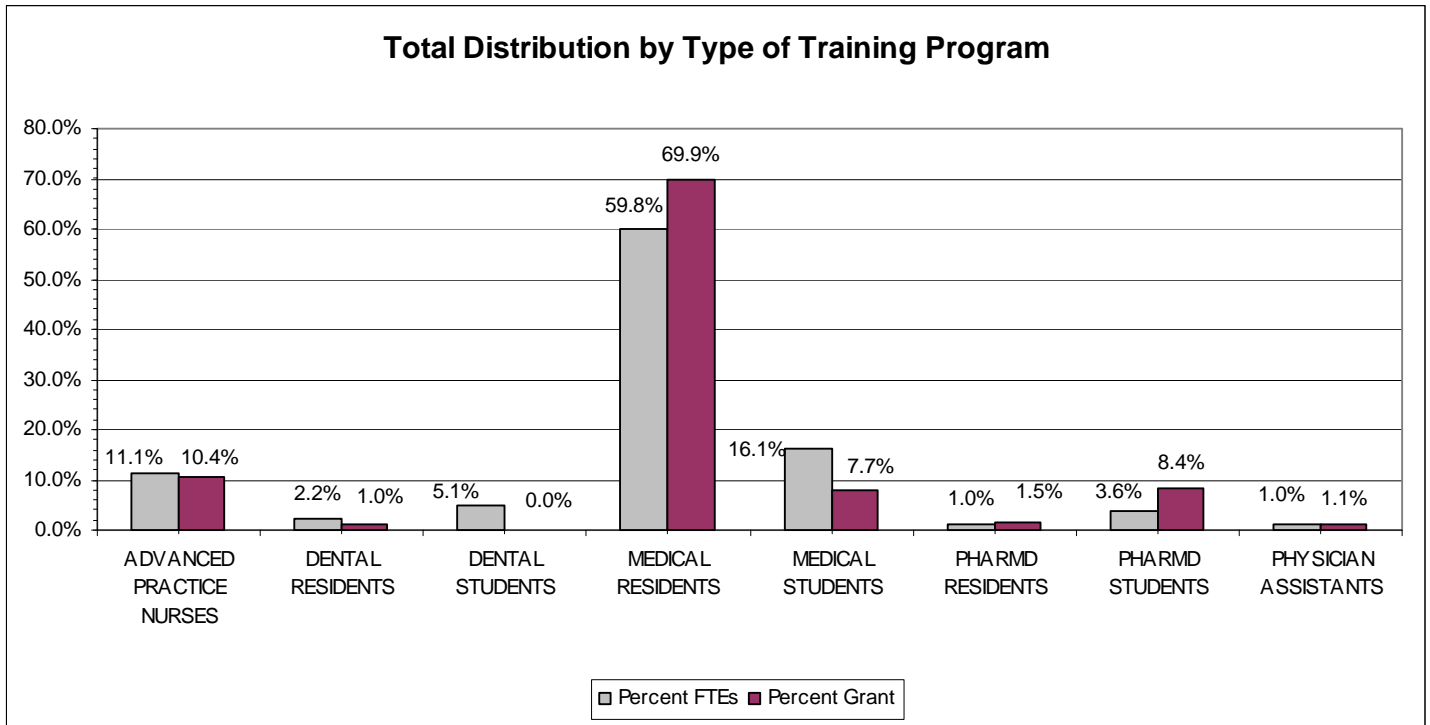
*The grants above do not reflect statutory payments made directly to the University of Minnesota Academic Health Center, University of Minnesota Medical Center - Fairview, or University of Minnesota School of Dentistry under Minnesota Statutes 62J.692, subdivision 4(b).

Additional Statutory Payments:

University of MN, AHC:	\$1,800,000
University of MN, School of Dentistry:	\$2,075,000
University of MN Medical Center, Fairview:	\$1,475,000

MERC Training Programs

Although there are nine provider types eligible for MERC funds, only eight applied in 2010. The teaching programs which train the provider types that applied have various settings in which their students and residents complete their clinical training. Training sites often support trainees from multiple sponsoring institutions, programs, and provider types. While medical residents receive the highest amount of funding, grants are actually based on the Medicaid revenue at each training site rather than cost of training, provider type, or number of trainees. In the case of medical residents, the majority of their training is completed in the hospital setting. Medicaid revenue at a hospital is generally higher than a clinic or other setting.

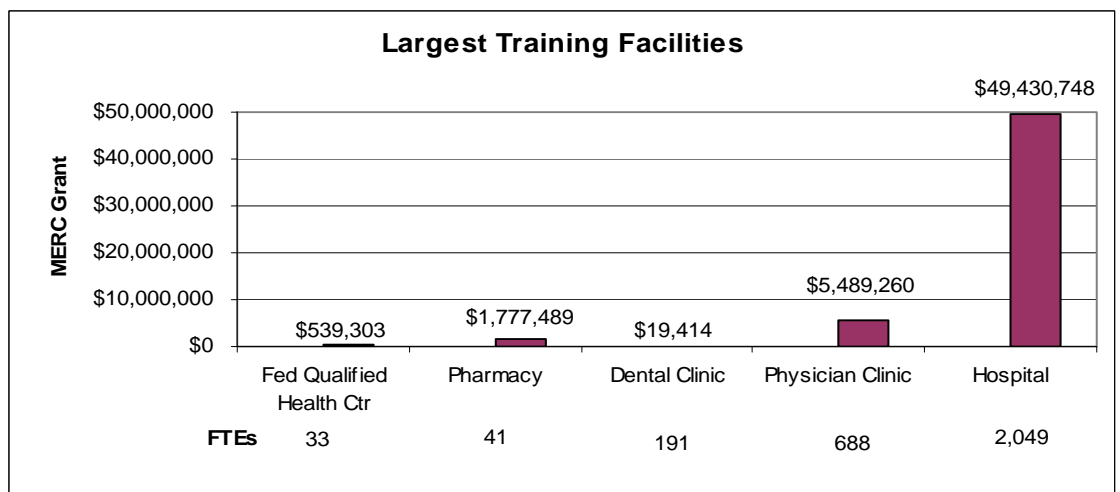


Grants by Classification of the Training Site

Training takes place in a variety of different settings. The five facility types in the table host the highest FTE counts.

Type of Training Facility	Percent Funding	Percent FTEs	Grant per FTE
Hospital	85%	67%	\$24,000
Physician Clinic	9%	23%	\$7,900
Dental Clinic	.03%	6%	\$102
Pharmacy	3%	1%	\$43,000
Fed Qualified Hlth Ctr	.9%	1%	\$13,753

The grant per FTE will be higher in settings where the ratio between relative public program revenue and trainees is greatest. For example, Dental Clinics host 191 FTEs but have a lower Grant per FTE than Pharmacies or Federally Qualified Health Centers where the public program revenue is higher.



Grants to Clinical Training Sites

Sites host trainees from multiple programs and sponsoring institutions; therefore, they have the potential of being submitted as a training site on the application more than once. There were 1,812 site applicants and 635 distinct training sites. The top twenty grantees received 70% of the total grant and hosted 84% of the FTEs. The grant per full-time student or resident varies by training site due to the site's relative public program revenue.

The table below shows the top twenty grant recipients in descending order, the provider type they indicated during the enrollment process with the Minnesota Department of Human Services, how many FTEs they had in FY2008, their 2010 grant, and the grant per FTE each site received.

Top Twenty Grant Recipients

Training Site	Location	Provider Type	FTEs	2010 Grant*	Grant/FTE
HENNEPIN COUNTY MEDICAL CENTER	MINNEAPOLIS	HOSPITAL	375.77	\$ 8,860,828	\$ 23,581
UNIVERSITY OF MN MED CTR	MINNEAPOLIS	HOSPITAL	427.22	\$ 5,599,768	\$ 13,107
REGIONS HOSPITAL	ST PAUL	HOSPITAL	152.04	\$ 4,432,302	\$ 29,152
CHILDRENS HEALTH CARE MINNEAPOLIS	MINNEAPOLIS	HOSPITAL	38.53	\$ 3,377,923	\$ 87,680
MAYO CLINIC ST MARYS HOSPITAL	ROCHESTER	HOSPITAL	464.81	\$ 2,559,018	\$ 5,506
ABBOTT NORTHWESTERN HOSPITAL	MINNEAPOLIS	HOSPITAL	73.87	\$ 2,276,335	\$ 30,817
NORTH MEMORIAL HEALTH CARE	ROBBINSDALE	HOSPITAL	34.90	\$ 2,249,398	\$ 64,449
CHILDRENS HOSPITALS AND CLINICS OF	ST PAUL	HOSPITAL	44.75	\$ 2,020,713	\$ 45,154
ST CLOUD HOSPITAL	ST CLOUD	HOSPITAL	12.44	\$ 1,809,318	\$ 145,405
UNITED HOSPITAL INC	ST PAUL	HOSPITAL	16.84	\$ 1,804,156	\$ 107,163
MERCY HOSPITAL	COON RAPIDS	HOSPITAL	6.30	\$ 1,236,139	\$ 196,110
HEALTHEAST ST JOSEPHS HOSPITAL	ST PAUL	HOSPITAL	14.97	\$ 1,146,456	\$ 76,594
PARK NICOLLET METHODIST HOSPITAL	ST LOUIS PARK	HOSPITAL	27.92	\$ 1,040,198	\$ 37,253
ST MARYS MEDICAL CENTER	DULUTH	HOSPITAL	29.84	\$ 969,178	\$ 32,475
HENNEPIN FACULTY ASSOCIATES	MINNEAPOLIS	PHYSICIAN	1.08	\$ 964,643	\$ 891,125
HEALTHEAST ST JOHNS HOSPITAL	MAPLEWOOD	HOSPITAL	13.69	\$ 848,658	\$ 61,996
UNITY HOSPITAL	FRIDLEY	HOSPITAL	3.22	\$ 819,570	\$ 254,691
MAYO CLINIC	ROCHESTER	PHYSICIAN	377.12	\$ 813,259	\$ 2,157
IMMANUEL-ST JOSEPHS HOSPITAL OF	MANKATO	HOSPITAL	8.17	\$ 768,287	\$ 94,082
FAIRVIEW SOUTHDALE HOSPITAL	MINNEAPOLIS	HOSPITAL	3.43	\$ 749,195	\$ 218,545

- FTE and grant totals are rounded for reporting purposes

*The grants above do not reflect statutory payments made directly to the University of Minnesota Academic Health Center, University of Minnesota Medical Center - Fairview, or University of Minnesota School of Dentistry under Minnesota Statutes 62J.692, subdivision 4(b).

The chart to the right shows how many distinct sites received grants in the amounts indicated. When a site is used by more than one program, the site's grant may come from multiple sponsoring institutions. For those receiving small grants the cost to cut a check is sometimes higher than the actual check; however, all funds are required to be distributed regardless of the amount.

The largest grant was over \$8.8 million, while the smallest grant payment was \$0.14. The number of FTEs at each site varies significantly also. The highest was over 464 FTEs, while the smallest was .0014 FTEs.

Grant	Number of Sites
\$5,000,000 - \$10,000,000	2
\$1,000,000 - \$5,000,000	11
\$500,000 - \$1,000,000	7
\$100,000 - \$500,000	34
\$50,000 - \$100,000	37
\$20,000 - \$50,000	77
\$10,000 - \$20,000	74
\$5,000 - \$10,000	84
\$1,000 - \$5,000	190
\$500 - \$1,000	41
\$100 - \$500	47
\$50 - \$100	6
\$0 - \$50	25
Distinct Sites	635

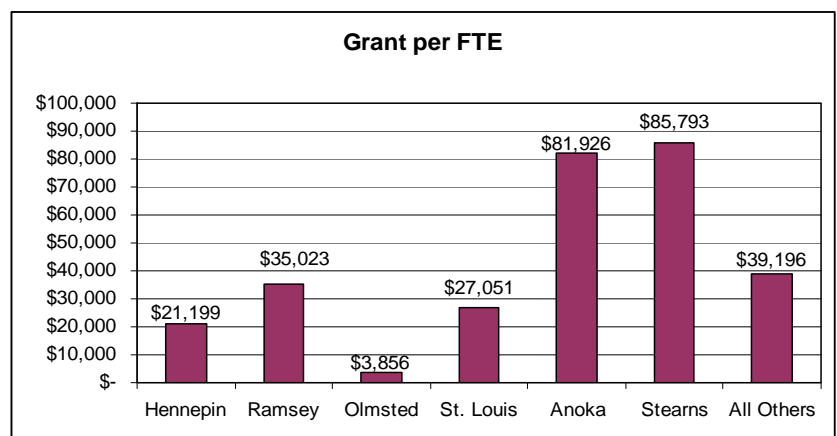
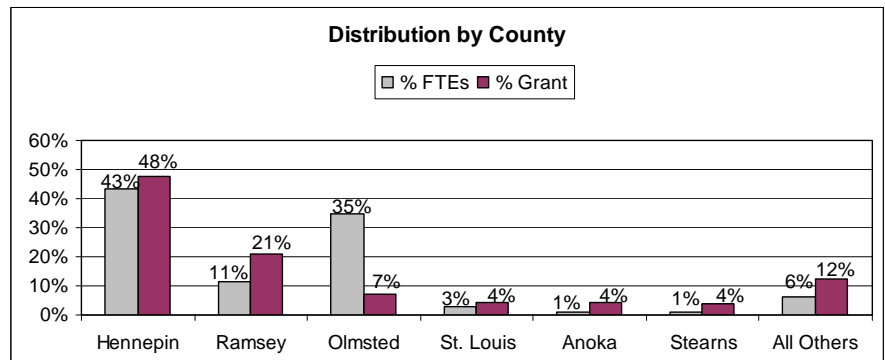
Training Sites Hosting More Than Ten FTEs

Training Site Name	Location	DHS Provider Type	FTEs	2010 Grant
MAYO CLINIC ST MARYS HOSPITAL	ROCHESTER	HOSPITAL	464.81	\$ 2,559,018
UNIVERSITY OF MN MED CTR	MINNEAPOLIS	HOSPITAL	427.22	\$ 5,599,768
MAYO CLINIC	ROCHESTER	PHYSICIAN	377.12	\$ 813,259
HENNEPIN COUNTY MEDICAL CENTER	MINNEAPOLIS	HOSPITAL	375.77	\$ 8,860,828
MAYO CLINIC METHODIST HOSPITAL	ROCHESTER	HOSPITAL	198.89	\$ 342,361
UNIV OF MN SCHOOL OF DENTISTRY	MINNEAPOLIS	DENTIST	184.58	\$ 14,364
REGIONS HOSPITAL	ST PAUL	HOSPITAL	152.04	\$ 4,432,302
ABBOTT NORTHWESTERN HOSPITAL	MINNEAPOLIS	HOSPITAL	73.87	\$ 2,276,335
CHILDRENS HOSPITALS AND CLINICS OF	ST PAUL	HOSPITAL	44.75	\$ 2,020,713
CHILDRENS HEALTH CARE MINNEAPOLIS	MINNEAPOLIS	HOSPITAL	38.53	\$ 3,377,923
NORTH MEMORIAL HEALTH CARE	ROBBINSDALE	HOSPITAL	34.90	\$ 2,249,398
ST MARYS MEDICAL CENTER	DULUTH	HOSPITAL	29.84	\$ 969,178
PARK NICOLLET METHODIST HOSPITAL	ST LOUIS PARK	HOSPITAL	27.92	\$ 1,040,198
UNITED HOSPITAL INC	ST PAUL	HOSPITAL	16.84	\$ 1,804,156
HEALTHEAST ST JOSEPHS HOSPITAL	ST PAUL	HOSPITAL	14.97	\$ 1,146,456
ST LUKES HOSPITAL	DULUTH	HOSPITAL	14.13	\$ 350,919
HEALTHEAST ST JOHNS HOSPITAL	MAPLEWOOD	HOSPITAL	13.69	\$ 848,658
HEALTHPARTNERS SPECIALTY CENTER	ST PAUL	PHYSICIAN	13.43	\$ 37,808
MAYO PSYCHIATRY AND PSYCHOLOGY	ROCHESTER	HOSPITAL	12.53	\$ 126,890
ST CLOUD HOSPITAL	ST CLOUD	HOSPITAL	12.44	\$ 1,809,318
GILLETTE CHILDRENS SPEC HOSP	ST PAUL	HOSPITAL	11.37	\$ 356,488
UMP BETHESDA CLINIC	ST PAUL	PHYSICIAN	10.51	\$ 12,482
Percent of Distribution			84%	70%

- FTE and grant totals are rounded for reporting purposes

Distribution by County

As in the past, the bulk of the distribution was in Hennepin and Ramsey County, while the bulk of the training was done in Hennepin and Olmsted County. This result is largely due to the relatively smaller share of Medicaid volume at the Olmsted County training sites.



2010 MERC Training Site Recipients Receiving Over \$25,000

Clinical Training Site	Location	FTEs	Programs Trained	2010 Grant
HENNEPIN COUNTY MEDICAL CENTER	MINNEAPOLIS	375.77	79	\$ 8,860,828
UNIVERSITY OF MN MED CTR	MINNEAPOLIS	427.22	86	\$ 5,599,768
REGIONS HOSPITAL	ST PAUL	152.04	43	\$ 4,432,302
CHILDRENS HEALTH CARE MINNEAPOLIS	MINNEAPOLIS	38.53	33	\$ 3,377,923
MAYO CLINIC ST MARYS HOSPITAL	ROCHESTER	464.81	68	\$ 2,559,018
ABBOTT NORTHWESTERN HOSPITAL	MINNEAPOLIS	73.87	31	\$ 2,276,335
NORTH MEMORIAL HEALTH CARE	ROBBINSDALE	34.90	19	\$ 2,249,398
CHILDRENS HOSPITALS AND CLINICS OF	ST PAUL	44.75	22	\$ 2,020,713
ST CLOUD HOSPITAL	ST CLOUD	12.44	9	\$ 1,809,318
UNITED HOSPITAL INC	ST PAUL	16.84	17	\$ 1,804,156
MERCY HOSPITAL	COON RAPIDS	6.30	9	\$ 1,236,139
HEALTHEAST ST JOSEPHS HOSPITAL	ST PAUL	14.97	5	\$ 1,146,456
PARK NICOLLET METHODIST HOSPITAL	ST LOUIS PARK	27.92	23	\$ 1,040,198
ST MARYS MEDICAL CENTER	DULUTH	29.84	7	\$ 969,178
HENNEPIN FACULTY ASSOCIATES	MINNEAPOLIS	1.08	7	\$ 964,643
HEALTHEAST ST JOHNS HOSPITAL	MAPLEWOOD	13.69	9	\$ 848,658
UNITY HOSPITAL	FRIDLEY	3.22	8	\$ 819,570
MAYO CLINIC	ROCHESTER	377.12	81	\$ 813,259
IMMANUEL-ST JOSEPHS HOSPITAL OF	MANKATO	8.17	3	\$ 768,287
FAIRVIEW SOUTHDALE HOSPITAL	MINNEAPOLIS	3.43	8	\$ 749,195
OMNICARE MINNESOTA	CRYSTAL	0.89	1	\$ 368,012
GILLETTE CHILDRENS SPEC HOSP	ST PAUL	11.37	16	\$ 356,488
HEALTHEAST BETHESDA HOSPITAL	ST PAUL	0.22	2	\$ 351,093
ST LUKES HOSPITAL	DULUTH	14.13	6	\$ 350,919
MAYO CLINIC METHODIST HOSPITAL	ROCHESTER	198.89	56	\$ 342,361
FAIRVIEW RIDGES HOSPITAL	BURNSVILLE	1.53	4	\$ 318,938
NORTH COUNTRY REGIONAL HOSPITAL	BEMIDJI	0.67	1	\$ 295,189
UNIVERSITY OF MINNESOTA PHYSICIANS	MINNEAPOLIS	4.25	14	\$ 262,444
SMDC MED CTR - DULUTH CLINIC	DULUTH	4.98	4	\$ 261,759
AUSTIN MEDICAL CENTER	AUSTIN	5.40	8	\$ 223,559
ST JOSEPHS MEDICAL CENTER	BRAINERD	0.67	1	\$ 222,727
RICE MEMORIAL HOSPITAL	WILLMAR	2.43	3	\$ 211,570
UNIVERSITY MEDICAL CENTER - MESABI	HIBBING	2.05	3	\$ 210,601
SMDC MEDICAL CENTER	DULUTH	3.15	3	\$ 210,110
PARK NICOLLET CLINICS	ST LOUIS PARK	8.89	13	\$ 191,259
FAIRVIEW LAKES REGIONAL HEALTH CARE	WYOMING	1.50	4	\$ 189,394
CAMBRIDGE MEDICAL CENTER	CAMBRIDGE	1.44	1	\$ 179,069
HEALTHEAST WOODWINDS HOSPITAL	WOODBURY	1.91	6	\$ 167,461
OLMSTED MEDICAL CENTER	ROCHESTER	0.49	3	\$ 166,428
ST FRANCIS REGIONAL MEDICAL CENTER	SHAKOPEE	0.03	1	\$ 159,858
ALBERT LEA MEDICAL CENTER	ALBERT LEA	2.35	5	\$ 158,067
DOUGLAS COUNTY HOSPITAL	ALEXANDRIA	0.22	1	\$ 140,441
NORTH POINT HEALTH AND WELLNESS CTR	MINNEAPOLIS	0.38	1	\$ 140,249
FAIRMONT MED CTR MAYO HEALTH	FAIRMONT	1.58	3	\$ 136,083
MAYO PSYCHIATRY AND PSYCHOLOGY	ROCHESTER	12.53	11	\$ 126,890
BUFFALO HOSPITAL	BUFFALO	0.40	1	\$ 121,571
GRAND ITASCA CLINIC AND HOSPITAL	GRAND RAPIDS	3.75	5	\$ 120,660
FAIRVIEW NORTHLAND REGIONAL HOSP	PRINCETON	3.81	4	\$ 119,828
MERWIN LONG TERM CARE	MINNEAPOLIS	0.44	1	\$ 111,003
OWATONNA HOSPITAL	OWATONNA	1.44	2	\$ 108,526

2010 MERC Training Site Recipients Receiving Over \$25,000

Clinical Training Site	Location	FTEs	Programs Trained	2010 Grant
ST MARYS REGIONAL HEALTH CENTER	DETROIT LAKES	0.22	1	\$ 107,236
LAKE REGION HEALTHCARE CORP	FERGUS FALLS	1.67	1	\$ 106,369
KANABEC HOSPITAL	MORA	0.89	1	\$ 102,579
PPMNS HIGHLAND	ST PAUL	0.10	1	\$ 101,933
FAIRVIEW RED WING MED CENTER	RED WING	2.02	4	\$ 93,107
NEW ULM MEDICAL CENTER	NEW ULM	0.11	1	\$ 91,304
FOND DU LAC HUMAN SERVICES	CLOQUET	1.89	4	\$ 89,407
VIRGINIA REGIONAL MEDICAL CENTER	VIRGINIA	0.05	1	\$ 89,276
MINNESOTA ONCOLOGY HEMATOLOGY PA	WACONIA	0.03	1	\$ 88,867
MANKATO CLINIC LTD	MANKATO	1.66	3	\$ 85,661
RIDGEVIEW MEDICAL CENTER	WACONIA	1.25	2	\$ 85,389
CUYUNA REGIONAL MEDICAL CENTER	CROSBY	0.94	2	\$ 85,221
REGINA MEDICAL CENTER	HASTINGS	1.63	2	\$ 84,741
AVERA MARSHALL REG MED CENTER	MARSHALL	1.00	1	\$ 82,932
CORAM HEALTHCARE	MENDOTA HEIGHTS	0.11	1	\$ 80,904
COMMUNITY MEMORIAL HOSPITAL	CLOQUET	0.33	1	\$ 78,568
ALLINA HOSPICE AND PALLIATIVE CARE	ST PAUL	0.56	1	\$ 78,555
ST JOSEPHS AREA HEALTH SERVICES	PARK RAPIDS	0.25	1	\$ 75,419
CENTRACARE CLINIC RIVER CAMPUS	ST CLOUD	1.10	1	\$ 74,548
MN VISITING NURSE AGENCY	MINNEAPOLIS	0.60	1	\$ 72,226
AFFILIATED MEDICAL CENTERS PA	WILLMAR	2.32	6	\$ 67,472
COMMUNITY UNIV HEALTH CARE CENTER	MINNEAPOLIS	6.03	9	\$ 67,005
GLENCOE REGIONAL HEALTH SERVICES	GLENCOE	1.00	1	\$ 66,599
OPEN CITIES HEALTH CENTER	ST PAUL	5.16	3	\$ 64,428
OPTION CARE	SAUK RAPIDS	0.44	1	\$ 63,823
UNITED FAMILY MEDICINE	ST PAUL	3.79	2	\$ 62,929
OLMSTED MEDICAL GROUP	ROCHESTER	1.63	2	\$ 62,544
GENOA HEALTHCARE MINNESOTA LLC	ST PAUL	0.22	1	\$ 61,242
ST GABRIELS HOSPITAL	LITTLE FALLS	0.56	1	\$ 59,390
FAIRVIEW UNIVERSITY CLINIC PHARMACY	MINNEAPOLIS	0.25	2	\$ 58,491
NORTHFIELD CITY HOSPITAL	NORTHFIELD	1.00	1	\$ 57,573
REGIONS HOSPITAL OUTPATIENT PHARM	ST PAUL	3.22	1	\$ 56,226
OWATONNA CLINIC - MAYO HEALTH SYS	OWATONNA	2.54	9	\$ 55,981
HEALTHPARTNERS HOSPICE OF THE LAKES	MINNEAPOLIS	0.56	1	\$ 55,333
WALGREENS PHARMACY no.03832	BROOKLYN PARK	0.11	1	\$ 52,883
SOUTH CENTRAL HUMAN RELATIONS CTR	OWATONNA	0.51	1	\$ 52,525
WALGREENS PHARMACY NO.01895	MINNEAPOLIS	0.17	1	\$ 51,294
BRAINERD MEDICAL CENTER INC	BRAINERD	3.26	5	\$ 51,281
LAKEVIEW MEMORIAL HOSPITAL	STILLWATER	0.52	1	\$ 51,035
RIVERWOOD HEALTHCARE CENTER	AITKIN	2.44	3	\$ 50,867
BIOSCRIP PHARMACY no.4046	MINNEAPOLIS	0.67	1	\$ 50,373
ALLINA MEDICAL CLINIC COON RAPIDS	COON RAPIDS	1.62	5	\$ 48,920
MERCY HOSPITAL AND HEALTH CARE CENTER	MOOSE LAKE	0.22	1	\$ 48,588
WEST SIDE COMMUNITY HEALTH SERVICES	ST PAUL	5.58	8	\$ 48,335
LAKESWOOD CLINIC STAPLES	STAPLES	1.30	3	\$ 45,014
WALGREENS PHARMACY no.02784	DULUTH	0.11	1	\$ 44,942
AMHERST H WILDER FOUNDATION	ST PAUL	1.54	2	\$ 44,764
FERGUS FALLS MEDICAL GROUP	FERGUS FALLS	1.44	4	\$ 44,555
FAIRVIEW NORTHEAST CLINIC	NEW BRINGTON	0.25	1	\$ 44,398
MILLE LACS HEALTH SYSTEM	ONAMIA	0.04	1	\$ 44,235

2010 MERC Training Site Recipients Receiving Over \$25,000

Clinical Training Site	Location	FTEs	Programs Trained	2010 Grant
DULUTH CLINIC PHARMACY	DULUTH	0.11	1	\$ 42,506
CHIPPEWA CO MONTEVIDEO HOSPITAL	MONTEVIDEO	0.27	1	\$ 42,091
ASPEN MEDICAL GROUP BANDANA SQUARE	ST PAUL	4.44	5	\$ 41,431
DULUTH CLINIC-VIRGINIA	VIRGINIA	1.20	3	\$ 40,398
HEALTHPARTNERS RIVERSIDE	MINNEAPOLIS	1.44	5	\$ 39,342
CAMBRIDGE MEDICAL CENTER	CAMBRIDGE	2.67	5	\$ 38,927
WALGREENS PHARMACY NO.01160	MINNEAPOLIS	0.17	1	\$ 38,583
RAINY LAKE MEDICAL CENTER	INTL FALLS	0.11	1	\$ 37,962
PINE MEDICAL CENTER	SANDSTONE	0.44	1	\$ 37,899
HEALTHPARTNERS SPECIALTY CENTER	ST PAUL	13.43	20	\$ 37,808
KDWB UNIVERSITY PEDS FAMILY CNTR	MINNEAPOLIS	0.40	3	\$ 37,635
HUMAN SERVICES INC	OAKDALE	1.05	1	\$ 36,536
WOODLAND CENTERS	WILLMAR	1.50	1	\$ 35,999
DEER RIVER HEALTHCARE CENTER	DEER RIVER	0.11	1	\$ 35,192
PHILLIPS EYE INSTITUTE	MINNEAPOLIS	1.28	2	\$ 34,969
HUMAN DEVELOPMENT CENTER INC	DULUTH	0.65	2	\$ 34,758
QUEEN OF PEACE HOSPITAL	NEW PRAGUE	1.00	1	\$ 33,861
CHILDREN'S RESP AND CRITICAL CARE	MINNEAPOLIS	0.29	2	\$ 33,781
MINNEAPOLIS DIALYSIS UNIT	MINNEAPOLIS	0.0014	1	\$ 33,416
HEALTHPARTNERS ST PAUL	ST PAUL	3.42	10	\$ 33,317
ANOKA METRO REG TRTMNT CTR	ANOKA	3.01	3	\$ 32,803
MINNESOTA GASTROENTEROLOGY PA	PLYMOUTH	0.32	1	\$ 32,650
MINNEAPOLIS CLINIC OF NEUROLOGY - EDINA	EDINA	1.05	1	\$ 32,551
CENTRACARE CLINIC-WOMEN AND CHILDRENS	ST CLOUD	0.61	1	\$ 32,098
CEDAR RIVERSIDE PEOPLES CENTER	MINNEAPOLIS	1.72	4	\$ 31,920
FAIRVIEW SPECIALTY SERVICES PHARM	MINNEAPOLIS	0.17	1	\$ 31,044
ALEXANDRIA CLINIC PA	ALEXANDRIA	1.10	4	\$ 30,001
FAIRVIEW SPECIALTY SERVICES PHARM	MINNEAPOLIS	0.17	1	\$ 29,522
SUMMIT ORTHOPEDICS LTD	ST PAUL	0.07	1	\$ 29,077
AFFILIATED COMMUNITY MEDICAL CENTER GRANITE FALLS	GRANITE FALLS	1.00	1	\$ 28,752
AFFILIATED COMMUNITY MEDICAL CENTER BENSON	BENSON	1.00	1	\$ 28,752
SETZER PHARMACY INC	ROSEVILLE	1.00	1	\$ 28,581
WALGREENS PHARMACY NO.00828	RICHFIELD	0.72	2	\$ 28,177
PAYNESVILLE AREA HOSP KORONIS	PAYNESVILLE	1.80	3	\$ 28,144
DULUTH CLINIC HIBBING	HIBBING	0.87	4	\$ 28,054
TRUMM DRUG NO.1	ALEXANDRIA	0.11	1	\$ 27,188
EAST SIDE FAMILY CLINIC	ST PAUL	2.58	3	\$ 26,139
LAKE CITY MED CTR MAYO HEALTH SYS	LAKE CITY	1.11	2	\$ 26,102
PARK NICOLLET CLINIC MEADOWBROOK	ST LOUIS PARK	1.12	3	\$ 26,013
KIDNEY SPECIALISTS OF MINNESOTA PA - ROSEVILLE	ROSEVILLE	0.01	1	\$ 25,768
THRIFTY WHITE DRUG NO.734	FERGUS FALLS	0.11	1	\$ 25,384
RED WING CORNER DRUG	RED WING	0.56	1	\$ 25,360

- Where possible, FTE and grant totals are rounded for reporting purposes.

If you have any questions related to the materials discussed in the report, please contact Diane Reger at diane.reger@state.mn.us or 651/201-3566. Detailed reports showing grant payments to individual training sites are also available on the MERC web pages or by using the following link:
<http://www.health.state.mn.us/divs/hpsc/hep/merc/grantupdates.html>