

Gambling Control Board Report to the Governor and Legislature

FY2010 Financial Summary for Licensed Lawful (Charitable) Gambling Organizations

(MS 349.151, Subd. 4(a)(9) requires the Gambling Control Board to report annually to the governor and legislature a financial summary for each licensed organization)

GROSS RECEIPTS, PRIZES PAID, OPERATING EXPENSE, FUNDS AVAILABLE FOR DONATIONS

\$969,085,000	Gross Receipts - all money received from the five forms of lawful (charitable) gambling
<u>\$791,306,000</u>	Less Prizes Paid (81.7%)
<u>\$177,729,000</u>	Net Receipts (18.3%)
\$177,729,000	100.0% Net Receipts
<u>(\$100,610,000)</u>	56.6% Less Allowable (Operating) Expenses - expenses directly related to conduct of gambling such as salaries, rent, product, supplies
<u>\$77,119,000</u>	43.4% Net Profits

ACTUAL FUNDS SPENT DURING FY2010

\$39,246,000	22.1% LPE spent on Taxes and Fees (taxes related to gambling, the .1% Board fee, and licensing fees paid to Gambling Control Board)
\$31,631,000	17.8% LPE spent on Charitable Donations (See chart FY2009 Charitable Contribution Breakdown for donations that meet charitable definition)
<u>\$7,792,000</u>	<u>4.4%</u> Other LPE (miscellaneous allowed items such as real estate taxes and utilities paid by veteran and fraternal organizations that own their own buildings)
<u>\$78,669,000</u>	<u>44.3%</u> Actual amount spent on lawful purposes in FY2010 ⁽¹⁾

Organization Type:

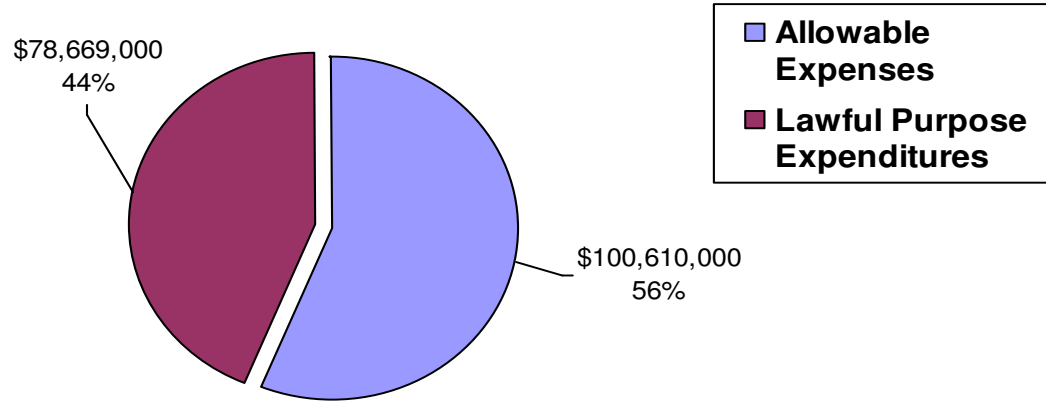
Veterans	350	29%	Legions, VFWs, Auxiliaries, etc.
Youth Programs	181	15%	Athletic, musical, etc.
Fire Departments	172	14%	Fire Relief Associations
Lions Clubs	166	14%	Lions
Fraternal / Civic Clubs	174	14%	Eagles, Elks, Moose, Jaycees, etc.
Miscellaneous	57	5%	Animal shelters, arts, library, medical, etc.
Outdoor	92	8%	ATV, conservation, fishing, hunting, lakes, snowmobile, trails, etc.
Church / School	21	2%	Churches, private schools
Total ⁽²⁾	1,213	100%	

⁽¹⁾ Organizations spent \$1,550,000 more than the FY2010 net receipts. These expenditures were typically made with funds accumulated in previous years.

⁽²⁾ Three organizations did not file acceptable reports by the deadline. Thirty-five organizations with less than a full year of activity or who subsequently terminated their license were not included.

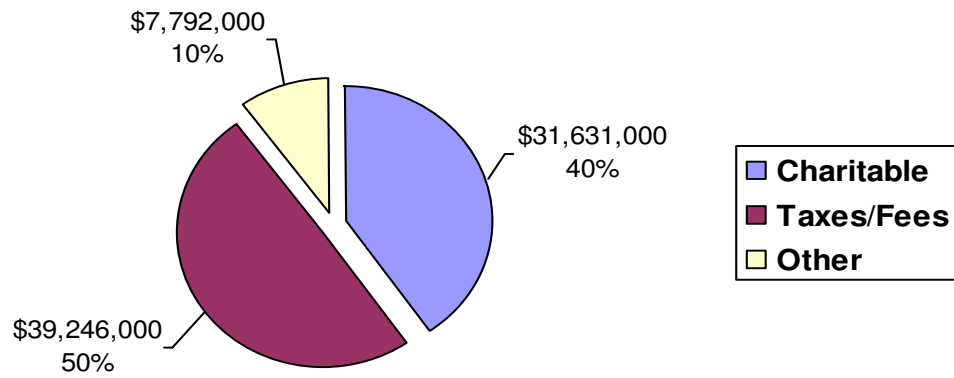
Gambling Control Board

LAWFUL GAMBLING FUNDS SPENT FY2010



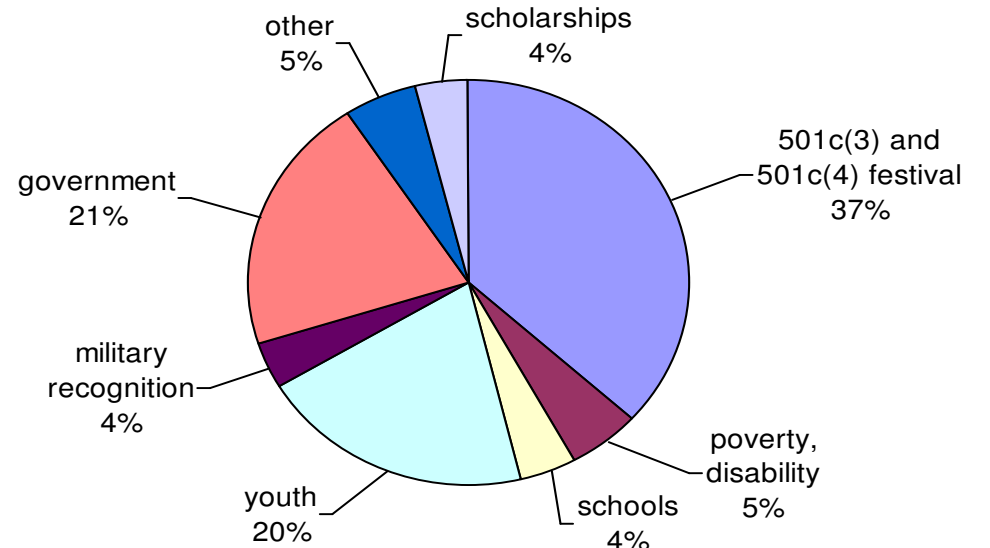
FY2010 Total Gambling Funds Spent \$179,279,000

LAWFUL PURPOSES BY CATEGORY FY2010



FY2010 Total Lawful Purpose Expenditures \$78,669,000

FY2010 CHARITABLE CONTRIBUTIONS BY CATEGORY



Amount	Percentage	Category	GCB Code
\$11,564,000	37%	501c(3) and 501c(4) festival organizations	A1
\$6,608,000	21%	Government	A10
\$6,407,000	20%	Youth	A7
\$1,688,000	5%	Poverty, disability	A2
\$1,364,000	4%	Schools	A4
\$1,234,000	4%	Scholarships	A5
\$1,141,000	4%	Military recognition	A6
<u>\$1,625,000</u>	5%	Other	see below
\$31,631,000	100%	TOTAL Charitable Donations	
\$766,000		Other - church	A11
\$403,000		Other - wildlife management, trails, DNR	A13
\$200,000		Other - food shelves	A14
\$161,000		Other - water testing programs	A12
\$52,000		Other - honoring humanitarian service	A19
\$35,000		Other - community arts	A15
<u>\$8,000</u>		Other - problem gambling	A3
\$1,625,000		TOTAL Other	

FY2010 Lawful (Charitable) Gambling Report to Legislature - Alpha by Organization

Organization Name	City	License #	Gross Receipts	Prizes	Net Receipts	Allowable Expenses	Allowable Expenses %	Total Lawful Purpose	Total Lawful Purpose %	Charitable Donations	Charitable Donations %	Other Lawful Purpose	Other Lawful Purpose %	Taxes and Fees	Taxes and Fees %
621 Foundation	New Brighton	4241	\$872,082	\$662,633	\$209,448	\$129,664	61.91%	\$73,809	35.24%	\$42,267	20.18%	\$0	0.00%	\$31,542	15.06%
Abate of Minn	Marshall	3470	\$121,795	\$83,075	\$38,720	\$8,927	23.06%	\$18,325	47.33%	\$13,162	33.99%	\$0	0.00%	\$5,163	13.33%
Air Force Assoc General EW Rawl	Minneapolis	2905	\$885,363	\$652,436	\$232,927	\$176,764	75.89%	\$70,388	30.22%	\$36,264	15.57%	\$3,293	1.41%	\$30,831	13.24%
Airport Foundation MSP	St. Paul	2752	\$317,967	\$248,869	\$69,098	\$43,590	63.08%	\$14,710	21.29%	\$8,600	12.45%	\$0	0.00%	\$6,110	8.84%
Aitkin Fire Relief Association	Aitkin	3027	\$493,418	\$417,824	\$75,594	\$45,757	60.53%	\$23,450	31.02%	\$14,259	18.86%	\$0	0.00%	\$9,191	12.16%
Aitkin Lions Club	Aitkin	1694	\$656,726	\$549,809	\$106,919	\$72,396	67.71%	\$32,324	30.23%	\$13,640	12.76%	\$0	0.00%	\$18,684	17.47%
Aitkin Quarterbacks Club	Aitkin	2032	\$310,624	\$253,486	\$57,138	\$35,602	62.31%	\$15,103	26.43%	\$8,128	14.23%	\$0	0.00%	\$6,975	12.21%
Akeley Lions Club	Akeley	2904	\$106,622	\$82,224	\$24,398	\$12,903	52.89%	\$11,863	48.62%	\$9,350	38.32%	\$0	0.00%	\$2,513	10.30%
Albany Fire Dept, Inc	Albany	2784	\$300,729	\$248,399	\$52,330	\$30,045	57.41%	\$19,991	38.20%	\$13,365	25.54%	\$0	0.00%	\$6,626	12.66%
Albany Jaycees	Albany	2474	\$708,647	\$584,341	\$124,306	\$63,855	51.37%	\$48,664	39.15%	\$30,598	24.62%	\$0	0.00%	\$18,066	14.53%
Albany Lions Club	Albany	2337	\$220,733	\$169,206	\$51,527	\$33,104	64.25%	\$17,130	33.24%	\$11,650	22.61%	\$0	0.00%	\$5,480	10.64%
Albert Lea Amateur Hockey Assoc	Albert Lea	1250	\$935,820	\$717,838	\$217,982	\$121,801	55.88%	\$91,111	41.80%	\$61,497	28.21%	\$0	0.00%	\$29,614	13.59%
Albert Lea Wrestling Boosters	Clarks Grove	35014	\$193,295	\$153,705	\$39,590	\$31,142	78.66%	\$15,147	38.26%	\$9,000	22.73%	\$0	0.00%	\$6,147	15.53%
Albertville Lions Club	Albertville	1535	\$2,574,696	\$2,212,802	\$361,902	\$215,013	59.41%	\$152,924	42.26%	\$18,135	5.01%	\$0	0.00%	\$134,789	37.24%
Alborn Sno Devils	Alborn Twp	2479	\$534,389	\$451,815	\$82,574	\$48,314	58.51%	\$33,400	40.45%	\$12,659	15.33%	\$9,154	11.09%	\$11,587	14.03%
Aldrich Lions Club	Aldrich	4000	\$130,085	\$111,072	\$19,013	\$12,184	64.08%	\$6,244	32.84%	\$3,214	16.90%	\$0	0.00%	\$3,030	15.94%
Alexandria Area Hockey Associati	Alexandria	1739	\$204,150	\$114,648	\$89,502	\$28,420	31.75%	\$63,185	70.60%	\$55,642	62.17%	\$0	0.00%	\$7,543	8.43%
Aliveness Project Minneapolis	Minneapolis	4988	\$970,165	\$759,698	\$210,467	\$118,264	56.19%	\$95,702	45.47%	\$55,808	26.52%	\$0	0.00%	\$39,894	18.95%
Aliveo Learning Center, Inc.	Red Wing	36138	\$1,175,520	\$985,060	\$190,460	\$128,579	67.51%	\$67,997	35.70%	\$22,930	12.04%	\$0	0.00%	\$45,067	23.66%
Almar Club Sports	St. Cloud	1557	\$243,601	\$189,914	\$52,687	\$12,159	23.08%	\$44,424	84.32%	\$37,800	71.74%	\$0	0.00%	\$6,624	12.57%
Altura Lions Club	Altura	6398	\$39,364	\$29,740	\$9,624	\$3,157	32.80%	\$6,074	63.11%	\$4,165	43.28%	\$0	0.00%	\$1,909	19.84%
Altura Volunteer Fire Relief Associ	Altura	4240	\$514,244	\$395,089	\$119,155	\$76,168	63.92%	\$48,014	40.30%	\$38,604	32.40%	\$0	0.00%	\$9,410	7.90%
Alvarado Lions Club	Alvarado	3154	\$627,384	\$546,752	\$80,632	\$37,506	46.52%	\$41,049	50.91%	\$27,077	33.58%	\$0	0.00%	\$13,972	17.33%
Amboy Firemen's Relief Associati	Amboy	2035	\$218,205	\$181,332	\$36,873	\$20,652	56.01%	\$18,666	50.62%	\$14,409	39.08%	\$0	0.00%	\$4,257	11.55%
American Business Womens Cha	Oakdale	3162	\$2,627,251	\$2,111,359	\$515,892	\$297,981	57.76%	\$218,334	42.32%	\$55,272	10.71%	\$0	0.00%	\$163,062	31.61%
American Legion Post 10 Lake Be	Lake Benton	1069	\$137,876	\$106,846	\$31,030	\$10,024	32.30%	\$24,743	79.74%	\$9,358	30.16%	\$12,228	39.41%	\$3,157	10.17%
American Legion Post 101 Melros	Melrose	1053	\$586,519	\$472,693	\$113,826	\$50,712	44.55%	\$68,208	59.92%	\$20,230	17.77%	\$32,502	28.55%	\$15,476	13.60%
American Legion Post 102	Anoka	10	\$1,145,381	\$894,565	\$250,816	\$136,630	54.47%	\$110,975	44.25%	\$25,439	10.14%	\$47,401	18.90%	\$38,135	15.20%
American Legion Post 104 Litchfie	Litchfield	518	\$485,712	\$392,538	\$93,174	\$55,862	59.95%	\$52,557	56.41%	\$19,481	20.91%	\$22,464	24.11%	\$10,612	11.39%
American Legion Post 105 Lyle	Lyle	247	\$569,564	\$478,774	\$90,790	\$46,401	51.11%	\$40,257	44.34%	\$17,006	18.73%	\$9,321	10.27%	\$13,930	15.34%
American Legion Post 108 Le Cen	Le Center	587	\$216,786	\$173,202	\$43,584	\$14,704	33.74%	\$34,381	78.88%	\$7,863	18.04%	\$21,307	48.89%	\$5,211	11.96%
American Legion Post 109 Two H	Two Harbors	368	\$454,649	\$377,949	\$76,700	\$47,028	61.31%	\$29,989	39.10%	\$1,807	2.36%	\$17,737	23.13%	\$10,444	13.62%
American Legion Post 11 Mankato	Mankato	524	\$171,406	\$126,050	\$45,356	\$33,647	74.18%	\$12,417	27.38%	\$1,100	2.43%	\$5,670	12.50%	\$5,647	12.45%

FY2010 Lawful (Charitable) Gambling Report to Legislature - Alpha by Organization

Organization Name	City	License #	Gross Receipts	Prizes	Net Receipts	Allowable Expenses	Allowable Expenses %	Total Lawful Purpose	Total Lawful Purpose %	Charitable Donations	Charitable Donations %	Other Lawful Purpose	Other Lawful Purpose %	Taxes and Fees	Taxes and Fees %
American Legion Post 110 Lake C	Lake City	612	\$76,637	\$58,851	\$17,786	\$10,581	59.49%	\$10,161	57.13%	\$4,385	24.65%	\$3,019	16.97%	\$2,757	15.50%
American Legion Post 113 Marsha	Marshall	746	\$368,722	\$284,412	\$84,309	\$53,998	64.05%	\$45,742	54.26%	\$10,274	12.19%	\$29,859	35.42%	\$5,609	6.65%
American Legion Post 117 Thief R	Thief River Falls	794	\$1,039,984	\$871,187	\$168,797	\$94,418	55.94%	\$80,677	47.80%	\$26,295	15.58%	\$13,355	7.91%	\$41,027	24.31%
American Legion Post 118 Wayza	Wayzata	1006	\$170,904	\$131,166	\$39,738	\$9,221	23.20%	\$25,454	64.05%	\$14,905	37.51%	\$2,000	5.03%	\$8,549	21.51%
American Legion Post 119 Byron	Byron	1156	\$162,697	\$120,941	\$41,756	\$14,789	35.42%	\$24,452	58.56%	\$4,749	11.37%	\$15,589	37.33%	\$4,114	9.85%
American Legion Post 12 Long Pr	Long Prairie	739	\$313,442	\$240,151	\$73,291	\$45,189	61.66%	\$31,211	42.59%	\$12,136	16.56%	\$10,997	15.00%	\$8,078	11.02%
American Legion Post 121 Watert	Watertown	2418	\$235,066	\$174,204	\$60,862	\$31,282	51.40%	\$22,167	36.42%	\$15,417	25.33%	\$1,396	2.29%	\$5,354	8.80%
American Legion Post 122 Deer R	Deer River	510	\$613,617	\$487,918	\$125,699	\$59,425	47.28%	\$59,924	47.67%	\$23,118	18.39%	\$20,842	16.58%	\$15,964	12.70%
American Legion Post 123 Luvern	Luverne	498	\$59,383	\$45,393	\$13,990	\$2,790	19.94%	\$10,746	76.81%	\$3,137	22.42%	\$5,846	41.79%	\$1,763	12.60%
American Legion Post 126 Cosmo	Cosmos	833	\$177,046	\$138,806	\$38,240	\$8,268	21.62%	\$23,871	62.42%	\$3,011	7.87%	\$16,167	42.28%	\$4,693	12.27%
American Legion Post 130 Jackso	Jackson	251	\$218,874	\$163,806	\$55,068	\$28,063	50.96%	\$18,049	32.78%	\$9,727	17.66%	\$3,118	5.66%	\$5,204	9.45%
American Legion Post 131 Maple	Maple Lake	623	\$659,414	\$540,241	\$119,173	\$64,098	53.79%	\$56,374	47.30%	\$22,224	18.65%	\$16,929	14.21%	\$17,221	14.45%
American Legion Post 132 New Ul	New Ulm	417	\$292,060	\$212,385	\$79,675	\$40,499	50.83%	\$44,023	55.25%	\$10,196	12.80%	\$25,976	32.60%	\$7,851	9.85%
American Legion Post 134 Aux W	Walker	105	\$85,415	\$61,454	\$23,961	\$24,183	100.93%	\$5,578	23.28%	\$1,957	8.17%	\$900	3.76%	\$2,721	11.36%
American Legion Post 134 Walker	Walker	115	\$1,040,423	\$832,410	\$208,013	\$105,815	50.87%	\$105,200	50.57%	\$23,451	11.27%	\$43,542	20.93%	\$38,207	18.37%
American Legion Post 135 Hector	Hector	1273	\$33,698	\$25,470	\$8,228	\$1,447	17.59%	\$6,258	76.06%	\$2,222	27.01%	\$2,581	31.37%	\$1,455	17.68%
American Legion Post 136 Flensb	Flensburg	2663	\$20,000	\$13,100	\$6,900	\$3,047	44.16%	\$6,210	90.00%	\$5,085	73.70%	\$698	10.12%	\$427	6.19%
American Legion Post 137 Royalt	Royalton	785	\$125,544	\$82,211	\$43,333	\$6,166	14.23%	\$21,339	49.24%	\$10,166	23.46%	\$6,498	15.00%	\$4,675	10.79%
American Legion Post 14 Bemidji	Bemidji	309	\$1,500,893	\$1,280,290	\$220,602	\$94,712	42.93%	\$120,891	54.80%	\$16,381	7.43%	\$32,330	14.66%	\$72,180	32.72%
American Legion Post 141 Silver L	Silver Lake	123	\$166,113	\$127,950	\$38,163	\$23,400	61.32%	\$25,190	66.01%	\$11,226	29.42%	\$10,830	28.38%	\$3,134	8.21%
American Legion Post 145 Howar	Howard Lake	1342	\$350,124	\$279,425	\$70,699	\$31,799	44.98%	\$40,967	57.95%	\$6,815	9.64%	\$26,028	36.82%	\$8,124	11.49%
American Legion Post 146 Adams	Adams	352	\$226,365	\$182,943	\$43,422	\$18,195	41.90%	\$27,443	63.20%	\$13,862	31.92%	\$8,099	18.65%	\$5,482	12.62%
American Legion Post 147 Big Lak	Big Lake	1195	\$1,139,923	\$914,677	\$225,246	\$168,449	74.78%	\$78,510	34.86%	\$30,036	13.33%	\$0	0.00%	\$48,474	21.52%
American Legion Post 149 Morrish	Morristown	660	\$217,860	\$152,015	\$65,845	\$27,155	41.24%	\$39,804	60.45%	\$12,358	18.77%	\$21,724	32.99%	\$5,722	8.69%
American Legion Post 15 Detroit L	Detroit Lakes	347	\$695,053	\$593,258	\$101,795	\$80,330	78.91%	\$26,194	25.73%	\$2,425	2.38%	\$8,605	8.45%	\$15,164	14.90%
American Legion Post 150 Wacon	Waconia	1659	\$73,865	\$61,138	\$12,727	\$7,681	60.35%	\$4,368	34.32%	\$2,050	16.11%	\$0	0.00%	\$2,318	18.21%
American Legion Post 157 East G	East Grand Fork	456	\$2,636,937	\$2,229,311	\$407,626	\$165,936	40.71%	\$209,977	51.51%	\$48,122	11.81%	\$19,774	4.85%	\$142,081	34.86%
American Legion Post 16 Bagley	Bagley	977	\$451,670	\$366,593	\$85,077	\$46,933	55.17%	\$40,306	47.38%	\$9,934	11.68%	\$20,125	23.66%	\$10,247	12.04%
American Legion Post 164 Stewar	Stewartville	1093	\$659,897	\$536,387	\$123,510	\$50,866	41.18%	\$66,193	53.59%	\$18,532	15.00%	\$29,944	24.24%	\$17,717	14.34%
American Legion Post 165 Bricely	Bricelyn	1183	\$83,345	\$69,559	\$13,786	\$6,781	49.19%	\$9,782	70.96%	\$2,095	15.20%	\$5,754	41.74%	\$1,933	14.02%
American Legion Post 167 Willma	Willmar	586	\$1,104,139	\$920,112	\$184,027	\$97,649	53.06%	\$81,425	44.25%	\$30,900	16.79%	\$14,102	7.66%	\$36,423	19.79%
American Legion Post 168 White	White Bear Lake	539	\$1,320,676	\$1,081,259	\$239,417	\$135,028	56.40%	\$112,424	46.96%	\$17,295	7.22%	\$38,903	16.25%	\$56,226	23.48%
American Legion Post 172 Osseo	Osseo	104	\$2,905,189	\$2,460,480	\$444,709	\$169,079	38.02%	\$242,512	54.53%	\$14,758	3.32%	\$74,905	16.84%	\$152,849	34.37%

FY2010 Lawful (Charitable) Gambling Report to Legislature - Alpha by Organization

Organization Name	City	License #	Gross Receipts	Prizes	Net Receipts	Allowable Expenses	Allowable Expenses %	Total Lawful Purpose	Total Lawful Purpose %	Charitable Donations	Charitable Donations %	Other Lawful Purpose	Other Lawful Purpose %	Taxes and Fees	Taxes and Fees %
American Legion Post 173 Tracy	Tracy	327	\$236,782	\$188,143	\$48,640	\$32,004	65.80%	\$16,263	33.44%	\$11,142	22.91%	\$264	0.54%	\$4,857	9.99%
American Legion Post 1776 Apple	Apple Valley	694	\$4,817,027	\$4,028,784	\$788,243	\$252,131	31.99%	\$486,469	61.72%	\$105,027	13.32%	\$76,002	9.64%	\$305,440	38.75%
American Legion Post 178 Milaca	Milaca	530	\$379,099	\$292,847	\$86,252	\$49,670	57.59%	\$39,523	45.82%	\$8,590	9.96%	\$19,050	22.09%	\$11,883	13.78%
American Legion Post 179 Plainvi	Plainview	90	\$327,274	\$266,616	\$60,658	\$32,058	52.85%	\$32,798	54.07%	\$17,962	29.61%	\$8,300	13.68%	\$6,536	10.78%
American Legion Post 181 Lake P	Lake Park	577	\$132,593	\$103,089	\$29,504	\$19,141	64.88%	\$12,573	42.61%	\$551	1.87%	\$8,538	28.94%	\$3,484	11.81%
American Legion Post 184 Pine Isl	Pine Island	308	\$665,216	\$543,088	\$122,128	\$62,480	51.16%	\$58,270	47.71%	\$13,866	11.35%	\$28,594	23.41%	\$15,810	12.95%
American Legion Post 187 Glenw	Glenwood	509	\$384,858	\$314,206	\$70,652	\$48,664	68.88%	\$21,646	30.64%	\$10,241	14.49%	\$3,935	5.57%	\$7,470	10.57%
American Legion Post 189 Farmin	Farmington	147	\$1,055,699	\$844,702	\$210,998	\$120,819	57.26%	\$88,359	41.88%	\$7,001	3.32%	\$44,025	20.87%	\$37,333	17.69%
American Legion Post 19 Madelia	Madelia	2091	\$555,540	\$475,507	\$80,033	\$39,090	48.84%	\$35,062	43.81%	\$6,579	8.22%	\$14,687	18.35%	\$13,796	17.24%
American Legion Post 190 St. Cha	St. Charles	93	\$230,539	\$191,484	\$39,053	\$30,411	77.87%	\$15,865	40.62%	\$10,017	25.65%	\$336	0.86%	\$5,512	14.11%
American Legion Post 191 Caledo	Caledonia	773	\$390,616	\$327,601	\$63,015	\$25,069	39.78%	\$40,722	64.62%	\$19,266	30.57%	\$14,978	23.77%	\$6,478	10.28%
American Legion Post 192 Elmore	Elmore	1699	\$263,777	\$212,899	\$50,878	\$35,090	68.97%	\$22,407	44.04%	\$9,472	18.62%	\$6,666	13.10%	\$6,269	12.32%
American Legion Post 2 Shakope	Shakopee	466	\$314,927	\$233,966	\$80,961	\$43,374	53.57%	\$35,057	43.30%	\$2,480	3.06%	\$25,883	31.97%	\$6,694	8.27%
American Legion Post 20 Crookst	Crookston	471	\$1,337,922	\$1,092,771	\$245,151	\$115,241	47.01%	\$100,553	41.02%	\$16,690	6.81%	\$25,742	10.50%	\$58,121	23.71%
American Legion Post 202 Hacke	Hackensack	972	\$731,002	\$627,539	\$103,463	\$75,318	72.80%	\$36,762	35.53%	\$17,997	17.39%	\$4,558	4.41%	\$14,207	13.73%
American Legion Post 207 Clevela	Cleveland	1227	\$117,420	\$94,873	\$22,547	\$7,864	34.88%	\$14,759	65.46%	\$4,820	21.38%	\$6,932	30.74%	\$3,007	13.34%
American Legion Post 21 Moorhe	Moorhead	507	\$1,575,866	\$1,226,476	\$349,389	\$198,336	56.77%	\$143,588	41.10%	\$46,468	13.30%	\$44,425	12.72%	\$52,695	15.08%
American Legion Post 210 Wells	Wells	360	\$146,202	\$111,700	\$34,502	\$26,252	76.09%	\$6,773	19.63%	\$2,761	8.00%	\$704	2.04%	\$3,308	9.59%
American Legion Post 211 Holdin	Holdingford	1416	\$361,376	\$299,307	\$62,069	\$31,413	50.61%	\$41,574	66.98%	\$23,728	38.23%	\$9,177	14.79%	\$8,669	13.97%
American Legion Post 212 Park R	Park Rapids	220	\$3,256,091	\$2,836,392	\$419,699	\$181,325	43.20%	\$228,367	54.41%	\$19,666	4.69%	\$27,897	6.65%	\$180,804	43.08%
American Legion Post 214 Lancas	Lancaster	1075	\$128,668	\$105,391	\$23,277	\$11,197	48.10%	\$8,817	37.88%	\$5,550	23.84%	\$0	0.00%	\$3,267	14.04%
American Legion Post 216 Princet	Princeton	241	\$258,065	\$213,847	\$44,218	\$38,431	86.91%	\$10,362	23.43%	\$7,464	16.88%	\$0	0.00%	\$2,898	6.55%
American Legion Post 217 Baudet	Baudette	88	\$522,130	\$436,561	\$85,569	\$39,115	45.71%	\$31,583	36.91%	\$12,088	14.13%	\$8,757	10.23%	\$10,738	12.55%
American Legion Post 22 Red Lak	Red Lake Falls	1101	\$184,010	\$142,323	\$41,687	\$18,891	45.32%	\$19,431	46.61%	\$1,860	4.46%	\$12,075	28.97%	\$5,496	13.18%
American Legion Post 220 Mounta	Mountain Iron	751	\$28,699	\$22,171	\$6,528	\$2,945	45.11%	\$4,040	61.89%	\$2,640	40.44%	\$300	4.60%	\$1,100	16.85%
American Legion Post 225 Forest	Forest Lake	131	\$840,061	\$577,342	\$262,719	\$151,456	57.65%	\$96,621	36.78%	\$18,373	6.99%	\$52,919	20.14%	\$25,329	9.64%
American Legion Post 228 Wasec	Waseca	135	\$383,134	\$291,981	\$91,153	\$52,890	58.02%	\$50,218	55.09%	\$12,057	13.23%	\$28,963	31.77%	\$9,198	10.09%
American Legion Post 234 Minnea	Minneapolis	733	\$356,675	\$304,627	\$52,048	\$33,976	65.28%	\$23,632	45.40%	\$3,125	6.00%	\$11,678	22.44%	\$8,829	16.96%
American Legion Post 237 Balato	Balaton	747	\$29,374	\$23,415	\$5,959	\$3,666	61.52%	\$2,055	34.49%	\$1,254	21.04%	\$0	0.00%	\$801	13.44%
American Legion Post 239 Virgini	Virginia	948	\$527,652	\$449,321	\$78,331	\$51,952	66.32%	\$39,209	50.06%	\$7,556	9.65%	\$19,913	25.42%	\$11,740	14.99%
American Legion Post 24 Roseau	Roseau	118	\$792,394	\$648,813	\$143,581	\$87,668	61.06%	\$51,891	36.14%	\$2,780	1.94%	\$25,870	18.02%	\$23,241	16.19%
American Legion Post 241 Aurora	Aurora	130	\$590,196	\$507,742	\$82,454	\$55,731	67.59%	\$42,589	51.65%	\$13,885	16.84%	\$14,761	17.90%	\$13,943	16.91%
American Legion Post 242 Fisher	Fisher	865	\$242,356	\$201,865	\$40,491	\$24,991	61.72%	\$15,202	37.54%	\$6,485	16.02%	\$3,383	8.35%	\$5,334	13.17%

FY2010 Lawful (Charitable) Gambling Report to Legislature - Alpha by Organization

Organization Name	City	License #	Gross Receipts	Prizes	Net Receipts	Allowable Expenses	Allowable Expenses %	Total Lawful Purpose	Total Lawful Purpose %	Charitable Donations	Charitable Donations %	Other Lawful Purpose	Other Lawful Purpose %	Taxes and Fees	Taxes and Fees %
American Legion Post 243 Askov	Askov	2392	\$345,912	\$284,208	\$61,704	\$38,532	62.45%	\$20,325	32.94%	\$14,322	23.21%	\$0	0.00%	\$6,003	9.73%
American Legion Post 249 Spring	Spring Grove	1443	\$240,437	\$187,524	\$52,914	\$26,191	49.50%	\$27,037	51.10%	\$9,506	17.96%	\$12,611	23.83%	\$4,920	9.30%
American Legion Post 25 Warroad	Warroad	1593	\$589,432	\$506,645	\$82,787	\$40,720	49.19%	\$38,003	45.90%	\$2,756	3.33%	\$21,025	25.40%	\$14,222	17.18%
American Legion Post 251 Robbin	Robbinsdale	1173	\$1,697,332	\$1,466,781	\$230,551	\$131,339	56.97%	\$89,911	39.00%	\$7,681	3.33%	\$0	0.00%	\$82,230	35.67%
American Legion Post 253 Lowry	Lowry	2319	\$416,625	\$337,101	\$79,524	\$36,592	46.01%	\$38,706	48.67%	\$16,225	20.40%	\$11,802	14.84%	\$10,679	13.43%
American Legion Post 254 Sauk R	Sauk Rapids	944	\$958,049	\$780,151	\$177,898	\$93,621	52.63%	\$85,738	48.20%	\$21,436	12.05%	\$34,781	19.55%	\$29,521	16.59%
American Legion Post 255 Brainer	Brainerd	529	\$1,165,918	\$959,359	\$206,558	\$103,310	50.02%	\$77,227	37.39%	\$20,910	10.12%	\$17,424	8.44%	\$38,893	18.83%
American Legion Post 257 Springf	Springfield	106	\$227,437	\$183,549	\$43,888	\$22,380	50.99%	\$23,976	54.63%	\$13,135	29.93%	\$5,746	13.09%	\$5,095	11.61%
American Legion Post 259 Shore	Shorewood	229	\$550,179	\$434,850	\$115,329	\$80,416	69.73%	\$35,791	31.03%	\$9,308	8.07%	\$14,379	12.47%	\$12,104	10.50%
American Legion Post 260 Montic	Monticello	672	\$1,791,449	\$1,509,199	\$282,250	\$136,600	48.40%	\$132,172	46.83%	\$7,270	2.58%	\$39,026	13.83%	\$85,876	30.43%
American Legion Post 261 Kimball	Kimball	575	\$352,919	\$276,420	\$76,499	\$47,020	61.46%	\$37,169	48.59%	\$11,613	15.18%	\$16,708	21.84%	\$8,848	11.57%
American Legion Post 262 Cloque	Cloquet	355	\$323,051	\$286,946	\$36,105	\$12,213	33.83%	\$24,142	66.87%	\$5,728	15.86%	\$10,388	28.77%	\$8,026	22.23%
American Legion Post 264 Glenvill	Glenville	1304	\$215,292	\$175,894	\$39,398	\$27,889	70.79%	\$13,766	34.94%	\$7,440	18.88%	\$683	1.73%	\$5,643	14.32%
American Legion Post 267 Walnut	Walnut Grove	5547	\$16,219	\$12,655	\$3,564	\$3,376	94.73%	\$1,179	33.08%	\$70	1.96%	\$566	15.88%	\$543	15.24%
American Legion Post 269 Madiso	Madison Lake	1248	\$380,166	\$302,965	\$77,201	\$42,578	55.15%	\$33,512	43.41%	\$24,623	31.89%	\$311	0.40%	\$8,578	11.11%
American Legion Post 27 Warren	Warren	325	\$463,069	\$397,865	\$65,234	\$33,764	51.76%	\$34,896	53.49%	\$4,072	6.24%	\$19,144	29.35%	\$11,680	17.90%
American Legion Post 270 Buffalo	Buffalo	917	\$4,162,575	\$3,625,547	\$537,028	\$211,071	39.30%	\$315,213	58.70%	\$17,072	3.18%	\$44,250	8.24%	\$253,891	47.28%
American Legion Post 271 Paynes	Paynesville	296	\$373,613	\$288,846	\$84,767	\$53,253	62.82%	\$32,126	37.90%	\$2,730	3.22%	\$21,121	24.92%	\$8,275	9.76%
American Legion Post 284 Cass L	Cass Lake	1082	\$235,007	\$197,010	\$37,997	\$16,615	43.73%	\$17,618	46.37%	\$1,670	4.40%	\$11,816	31.10%	\$4,132	10.87%
American Legion Post 29 Morris	Morris	324	\$650,953	\$517,244	\$133,709	\$80,699	60.35%	\$44,107	32.99%	\$24,913	18.63%	\$5,136	3.84%	\$14,058	10.51%
American Legion Post 290 Aux Ca	Cambridge	1000	\$621,217	\$508,271	\$112,946	\$86,669	76.73%	\$43,007	38.08%	\$20,104	17.80%	\$10,087	8.93%	\$12,816	11.35%
American Legion Post 290 Cambri	Cambridge	34	\$678,376	\$572,095	\$106,281	\$65,157	61.31%	\$33,187	31.23%	\$8,585	8.08%	\$7,281	6.85%	\$17,321	16.30%
American Legion Post 294 Lake C	Lake Crystal	343	\$557,794	\$440,790	\$117,004	\$54,320	46.43%	\$62,911	53.77%	\$14,387	12.30%	\$34,866	29.80%	\$13,658	11.67%
American Legion Post 298 Foley	Foley	138	\$472,821	\$393,267	\$79,554	\$59,960	75.37%	\$35,100	44.12%	\$11,265	14.16%	\$13,950	17.54%	\$9,885	12.43%
American Legion Post 299 Mabel	Mabel	208	\$380,572	\$307,282	\$73,290	\$26,454	36.09%	\$36,369	49.62%	\$13,146	17.94%	\$14,695	20.05%	\$8,528	11.64%
American Legion Post 30 Fergus	Fergus Falls	95	\$848,513	\$674,715	\$173,798	\$100,333	57.73%	\$66,917	38.50%	\$15,963	9.18%	\$29,747	17.12%	\$21,207	12.20%
American Legion Post 303 Fridley	Fridley	1	\$2,312,732	\$1,903,594	\$409,139	\$219,207	53.58%	\$180,081	44.01%	\$26,080	6.37%	\$32,899	8.04%	\$121,102	29.60%
American Legion Post 304 Gonvic	Gonvick	1162	\$86,327	\$65,481	\$20,846	\$11,635	55.81%	\$7,027	33.71%	\$1,785	8.56%	\$3,193	15.32%	\$2,049	9.83%
American Legion Post 309 Belvie	Belview	1260	\$50,754	\$38,785	\$11,969	\$4,132	34.52%	\$8,063	67.37%	\$5,830	48.71%	\$496	4.14%	\$1,737	14.51%
American Legion Post 311 Elysian	Elysian	1027	\$361,019	\$286,045	\$74,974	\$38,862	51.83%	\$35,327	47.12%	\$10,540	14.06%	\$15,225	20.31%	\$9,562	12.75%
American Legion Post 315 Lake B	Lake Bronson	462	\$384,977	\$318,400	\$66,569	\$29,818	44.79%	\$31,106	46.73%	\$14,270	21.44%	\$9,585	14.40%	\$7,251	10.89%
American Legion Post 317 Emmo	Emmons	300	\$112,690	\$90,407	\$22,283	\$7,451	33.44%	\$15,476	69.45%	\$3,606	16.18%	\$9,007	40.42%	\$2,863	12.85%
American Legion Post 318 Fulda	Fulda	755	\$116,063	\$94,800	\$21,263	\$11,448	53.84%	\$11,127	52.33%	\$7,935	37.32%	\$0	0.00%	\$3,192	15.01%

FY2010 Lawful (Charitable) Gambling Report to Legislature - Alpha by Organization

Organization Name	City	License #	Gross Receipts	Prizes	Net Receipts	Allowable Expenses	Allowable Expenses %	Total Lawful Purpose	Total Lawful Purpose %	Charitable Donations	Charitable Donations %	Other Lawful Purpose	Other Lawful Purpose %	Taxes and Fees	Taxes and Fees %
American Legion Post 320 Hopkin	Hopkins	225	\$1,790,374	\$1,562,324	\$228,050	\$116,183	50.95%	\$121,767	53.39%	\$7,433	3.26%	\$27,784	12.18%	\$86,550	37.95%
American Legion Post 322 Currie	Currie	1014	\$84,161	\$66,808	\$17,353	\$11,196	64.52%	\$6,057	34.90%	\$3,446	19.86%	\$893	5.15%	\$1,718	9.90%
American Legion Post 323 Clearw	Clearwater	399	\$1,081,766	\$813,430	\$268,336	\$117,803	43.90%	\$136,353	50.81%	\$46,150	17.20%	\$53,958	20.11%	\$36,245	13.51%
American Legion Post 328 St. Jos	St. Joseph	1373	\$538,637	\$452,706	\$85,931	\$27,227	31.68%	\$46,578	54.20%	\$9,394	10.93%	\$24,623	28.65%	\$12,561	14.62%
American Legion Post 33 St. Jam	St. James	190	\$324,784	\$240,182	\$84,602	\$39,262	46.41%	\$44,351	52.42%	\$14,618	17.28%	\$19,503	23.05%	\$10,230	12.09%
American Legion Post 330 Hayfiel	Hayfield	1404	\$200,417	\$163,195	\$37,223	\$19,910	53.49%	\$16,888	45.37%	\$5,874	15.78%	\$6,894	18.52%	\$4,120	11.07%
American Legion Post 331 Oslo	Oslo	786	\$106,919	\$87,022	\$19,897	\$8,081	40.61%	\$9,002	45.24%	\$825	4.15%	\$5,103	25.65%	\$3,074	15.45%
American Legion Post 333 Kasson	Kasson	363	\$753,875	\$629,255	\$124,620	\$70,955	56.94%	\$48,075	38.58%	\$16,627	13.34%	\$13,006	10.44%	\$18,442	14.80%
American Legion Post 334 Coon	Coon Rapids	127	\$1,912,116	\$1,550,498	\$361,618	\$166,519	46.05%	\$175,340	48.49%	\$15,881	4.39%	\$66,720	18.45%	\$92,739	25.65%
American Legion Post 343 Norwo	Norwood Young	1863	\$307,856	\$249,843	\$58,013	\$35,319	60.88%	\$19,039	32.82%	\$12,793	22.05%	\$0	0.00%	\$6,246	10.77%
American Legion Post 353 Argyle	Argyle	302	\$200,100	\$169,418	\$30,682	\$14,648	47.74%	\$15,922	51.89%	\$2,035	6.63%	\$9,293	30.29%	\$4,594	14.97%
American Legion Post 357 Ashby	Ashby	1367	\$1,366,312	\$1,177,277	\$189,035	\$92,219	48.78%	\$101,476	53.68%	\$22,587	11.95%	\$20,753	10.98%	\$58,136	30.75%
American Legion Post 359 Milan	Milan	2534	\$52,157	\$42,524	\$9,633	\$5,603	58.16%	\$6,949	72.14%	\$5,900	61.25%	\$0	0.00%	\$1,049	10.89%
American Legion Post 36 Fairmon	Fairmont	351	\$354,395	\$285,630	\$68,765	\$31,202	45.37%	\$36,714	53.39%	\$28,742	41.80%	\$0	0.00%	\$7,972	11.59%
American Legion Post 361 Willow	Willow River	2277	\$467,252	\$387,187	\$80,064	\$44,498	55.58%	\$38,670	48.30%	\$27,025	33.75%	\$2,500	3.12%	\$9,145	11.42%
American Legion Post 368 Backus	Backus	2865	\$776,896	\$655,798	\$121,099	\$80,066	66.12%	\$43,845	36.21%	\$14,532	12.00%	\$7,940	6.56%	\$21,373	17.65%
American Legion Post 37 St. Peter	St. Peter	307	\$427,552	\$317,998	\$109,561	\$63,405	57.87%	\$39,340	35.91%	\$10,174	9.29%	\$17,145	15.65%	\$12,021	10.97%
American Legion Post 372 Blackd	Blackduck	531	\$410,659	\$324,784	\$85,875	\$54,902	63.93%	\$35,557	41.41%	\$10,533	12.27%	\$15,777	18.37%	\$9,247	10.77%
American Legion Post 38 Redwoo	Redwood Falls	1339	\$164,599	\$135,856	\$28,743	\$11,643	40.51%	\$16,061	55.88%	\$6,340	22.06%	\$5,882	20.46%	\$3,839	13.36%
American Legion Post 381 Eden V	Eden Valley	133	\$409,454	\$337,903	\$71,551	\$50,484	70.56%	\$31,071	43.42%	\$15,435	21.57%	\$7,378	10.31%	\$8,258	11.54%
American Legion Post 39 North St	North St. Paul	1196	\$1,550,266	\$1,260,745	\$289,520	\$148,997	51.46%	\$151,419	52.30%	\$29,515	10.19%	\$51,675	17.85%	\$70,229	24.26%
American Legion Post 390 Stephe	Stephen	2765	\$222,487	\$186,398	\$36,089	\$23,863	66.12%	\$15,159	42.00%	\$5,535	15.34%	\$4,051	11.23%	\$5,573	15.44%
American Legion Post 391 Storde	Storden	143	\$166,163	\$136,613	\$29,550	\$10,360	35.06%	\$19,034	64.41%	\$7,500	25.38%	\$7,983	27.02%	\$3,551	12.02%
American Legion Post 398 Mound	Mound	137	\$925,684	\$732,698	\$192,986	\$116,356	60.29%	\$75,788	39.27%	\$25,954	13.45%	\$23,244	12.04%	\$26,590	13.78%
American Legion Post 40 Lanesbo	Lanesboro	3053	\$219,510	\$171,338	\$48,172	\$27,508	57.10%	\$21,433	44.49%	\$6,220	12.91%	\$10,485	21.77%	\$4,728	9.81%
American Legion Post 400	Canton	2367	\$152,504	\$115,146	\$37,358	\$22,538	60.33%	\$13,138	35.17%	\$7,106	19.02%	\$2,992	8.01%	\$3,040	8.14%
American Legion Post 404 Alden	Alden	983	\$111,440	\$90,461	\$20,979	\$11,578	55.19%	\$8,915	42.49%	\$1,210	5.77%	\$5,691	27.13%	\$2,014	9.60%
American Legion Post 407 Aux	Winsted	35201	\$16,851	\$12,065	\$4,790	\$2,263	47.24%	\$2,065	43.11%	\$863	18.02%	\$528	11.02%	\$674	14.07%
American Legion Post 408 Green I	Green Isle	2255	\$170,593	\$127,968	\$42,625	\$23,658	55.50%	\$20,038	47.01%	\$16,986	39.85%	\$0	0.00%	\$3,052	7.16%
American Legion Post 41 Lambert	Lamberton	659	\$92,367	\$77,298	\$15,069	\$11,079	73.52%	\$3,865	25.65%	\$650	4.31%	\$575	3.82%	\$2,640	17.52%
American Legion Post 423 Housto	Houston	2203	\$168,231	\$133,451	\$34,780	\$12,240	35.19%	\$22,272	64.04%	\$6,393	18.38%	\$10,920	31.40%	\$4,959	14.26%
American Legion Post 424 Inver G	Inver Grove Hei	2313	\$691,674	\$545,557	\$146,116	\$122,784	84.03%	\$32,326	22.12%	\$17,076	11.69%	\$0	0.00%	\$15,250	10.44%
American Legion Post 428 Aux	Waite Park	2660	\$173,879	\$139,883	\$33,996	\$35,485	104.38%	\$10,700	31.47%	\$6,577	19.35%	\$0	0.00%	\$4,123	12.13%

FY2010 Lawful (Charitable) Gambling Report to Legislature - Alpha by Organization

Organization Name	City	License #	Gross Receipts	Prizes	Net Receipts	Allowable Expenses	Allowable Expenses %	Total Lawful Purpose	Total Lawful Purpose %	Charitable Donations	Charitable Donations %	Other Lawful Purpose	Other Lawful Purpose %	Taxes and Fees	Taxes and Fees %
American Legion Post 428 Waite	Waite Park	164	\$1,420,198	\$1,157,400	\$262,798	\$162,961	62.01%	\$85,464	32.52%	\$16,203	6.17%	\$12,664	4.82%	\$56,597	21.54%
American Legion Post 43 Faribault	Faribault	275	\$598,401	\$483,463	\$114,938	\$62,154	54.08%	\$48,279	42.00%	\$19,619	17.07%	\$12,909	11.23%	\$15,751	13.70%
American Legion Post 431 Twin V	Twin Valley	74	\$355,911	\$310,172	\$45,739	\$29,749	65.04%	\$14,575	31.87%	\$6,149	13.44%	\$1,131	2.47%	\$7,295	15.95%
American Legion Post 433 Gaylor	Gaylord	1239	\$149,521	\$114,556	\$34,965	\$12,880	36.84%	\$13,232	37.84%	\$3,407	9.74%	\$5,052	14.45%	\$4,773	13.65%
American Legion Post 435 Richfiel	Richfield	227	\$1,683,514	\$1,345,480	\$338,034	\$223,169	66.02%	\$111,175	32.89%	\$17,710	5.24%	\$422	0.12%	\$93,043	27.52%
American Legion Post 443 Ironton	Ironton	148	\$508,635	\$419,424	\$89,210	\$59,741	66.97%	\$28,167	31.57%	\$6,013	6.74%	\$11,994	13.44%	\$10,160	11.39%
American Legion Post 444 Middle	Middle River	1567	\$427,026	\$356,342	\$70,684	\$55,027	77.85%	\$21,254	30.07%	\$6,545	9.26%	\$5,816	8.23%	\$8,893	12.58%
American Legion Post 445 Karlsta	Karlstad	2820	\$196,454	\$161,021	\$35,433	\$17,422	49.17%	\$22,032	62.18%	\$12,138	34.26%	\$5,307	14.98%	\$4,587	12.95%
American Legion Post 452 Keewat	Keewatin	551	\$423,475	\$365,684	\$57,791	\$39,717	68.73%	\$19,075	33.01%	\$3,310	5.73%	\$6,170	10.68%	\$9,595	16.60%
American Legion Post 454 Kiester	Kiester	790	\$158,936	\$129,811	\$29,125	\$9,377	32.20%	\$19,227	66.02%	\$3,945	13.55%	\$11,765	40.39%	\$3,517	12.08%
American Legion Post 455 Cold S	Cold Spring	1579	\$447,898	\$388,288	\$59,610	\$28,054	47.06%	\$28,337	47.54%	\$8,436	14.15%	\$8,183	13.73%	\$11,718	19.66%
American Legion Post 456 Sebek	Sebeka	1550	\$270,939	\$217,050	\$53,889	\$41,790	77.55%	\$11,566	21.46%	\$4,337	8.05%	\$535	0.99%	\$6,694	12.42%
American Legion Post 46 Little Fal	Little Falls	838	\$782,624	\$642,303	\$140,321	\$65,156	46.43%	\$70,269	50.08%	\$30,996	22.09%	\$19,551	13.93%	\$19,722	14.05%
American Legion Post 464 Brewst	Brewster	648	\$80,084	\$59,852	\$20,232	\$5,715	28.25%	\$12,988	64.20%	\$7,065	34.92%	\$3,548	17.54%	\$2,375	11.74%
American Legion Post 47 Hastings	Hastings	54	\$344,483	\$267,514	\$76,969	\$44,144	57.35%	\$48,633	63.18%	\$6,289	8.17%	\$34,436	44.74%	\$7,908	10.27%
American Legion Post 473 Rice	Rice	2521	\$261,732	\$214,741	\$46,991	\$24,868	52.92%	\$24,515	52.17%	\$11,553	24.59%	\$6,861	14.60%	\$6,101	12.98%
American Legion Post 475 St. Clai	St. Clair	478	\$89,760	\$70,262	\$19,498	\$4,063	20.84%	\$13,766	70.60%	\$3,718	19.07%	\$7,433	38.12%	\$2,615	13.41%
American Legion Post 478 Hardwi	Hardwick	661	\$169,212	\$138,619	\$30,593	\$15,603	51.00%	\$17,211	56.26%	\$9,600	31.38%	\$3,325	10.87%	\$4,286	14.01%
American Legion Post 48 Stillwate	Stillwater	903	\$454,236	\$358,289	\$95,947	\$63,845	66.54%	\$32,845	34.23%	\$6,518	6.79%	\$18,480	19.26%	\$7,847	8.18%
American Legion Post 480 Orr	Orr	1596	\$82,356	\$62,509	\$19,847	\$7,018	35.36%	\$16,846	84.88%	\$6,702	33.77%	\$7,813	39.37%	\$2,331	11.74%
American Legion Post 482 Albany	Albany	1170	\$36,266	\$25,039	\$11,227	\$6,232	55.51%	\$6,153	54.81%	\$2,244	19.99%	\$2,041	18.18%	\$1,868	16.64%
American Legion Post 485 Clara	Clara City	1500	\$33,819	\$26,923	\$6,896	\$6,520	94.55%	\$3,705	53.73%	\$2,836	41.13%	\$0	0.00%	\$869	12.60%
American Legion Post 49 Aux Peq	Pequot Lakes	2957	\$620,520	\$513,832	\$106,685	\$72,522	67.98%	\$38,406	36.00%	\$21,248	19.92%	\$4,637	4.35%	\$12,521	11.74%
American Legion Post 49 Pequot	Pequot Lakes	1103	\$503,595	\$385,660	\$117,935	\$58,166	49.32%	\$64,652	54.82%	\$25,898	21.96%	\$27,360	23.20%	\$11,394	9.66%
American Legion Post 491 Baypor	Bayport	467	\$1,660,086	\$1,340,566	\$319,519	\$203,599	63.72%	\$121,576	38.05%	\$22,091	6.91%	\$17,750	5.56%	\$81,735	25.58%
American Legion Post 50 Wabash	Wabasha	89	\$460,226	\$361,295	\$98,931	\$64,174	64.87%	\$32,591	32.94%	\$9,540	9.64%	\$12,236	12.37%	\$10,815	10.93%
American Legion Post 500 Crossl	Crosslake	997	\$244,577	\$166,480	\$51,144	\$36,205	70.79%	\$21,595	42.22%	\$3,238	6.33%	\$13,031	25.48%	\$5,326	10.41%
American Legion Post 505 Gary	Gary	677	\$183,066	\$152,671	\$30,395	\$13,607	44.77%	\$10,876	35.78%	\$3,475	11.43%	\$3,183	10.47%	\$4,218	13.88%
American Legion Post 507 Willern	Willernie	2208	\$1,298,407	\$1,033,866	\$264,541	\$131,206	49.60%	\$111,604	42.19%	\$51,910	19.62%	\$140	0.05%	\$59,554	22.51%
American Legion Post 51 Pine Cit	Pine City	97	\$623,636	\$480,040	\$143,596	\$88,194	61.42%	\$49,986	34.81%	\$1,320	0.92%	\$31,208	21.73%	\$17,458	12.16%
American Legion Post 513 New Br	New Brighton	102	\$429,744	\$348,439	\$81,305	\$49,845	61.31%	\$5,387	6.63%	\$46	0.06%	\$500	0.61%	\$4,841	5.95%
American Legion Post 523 Golden	Golden Valley	991	\$2,256,527	\$1,862,355	\$394,172	\$168,257	42.69%	\$229,768	58.29%	\$26,450	6.71%	\$87,116	22.10%	\$116,202	29.48%
American Legion Post 526 Peters	Peterson	209	\$144,415	\$116,822	\$27,593	\$18,387	66.64%	\$14,306	51.85%	\$5,058	18.33%	\$5,836	21.15%	\$3,412	12.37%

FY2010 Lawful (Charitable) Gambling Report to Legislature - Alpha by Organization

Organization Name	City	License #	Gross Receipts	Prizes	Net Receipts	Allowable Expenses	Allowable Expenses %	Total Lawful Purpose	Total Lawful Purpose %	Charitable Donations	Charitable Donations %	Other Lawful Purpose	Other Lawful Purpose %	Taxes and Fees	Taxes and Fees %
American Legion Post 537 New L	New London	824	\$1,661,573	\$1,385,868	\$275,705	\$158,461	57.47%	\$121,996	44.25%	\$20,927	7.59%	\$22,861	8.29%	\$78,208	28.37%
American Legion Post 54 Red Win	Red Wing	236	\$267,660	\$208,352	\$59,308	\$21,478	36.21%	\$43,356	73.10%	\$13,806	23.28%	\$22,371	37.72%	\$7,179	12.10%
American Legion Post 542 Rosevil	Roseville	113	\$1,375,435	\$1,106,893	\$268,542	\$146,848	54.68%	\$125,219	46.63%	\$27,561	10.26%	\$32,056	11.94%	\$65,602	24.43%
American Legion Post 545 Spicer	Spicer	430	\$1,415,435	\$1,191,579	\$223,856	\$112,875	50.42%	\$108,105	48.29%	\$16,533	7.39%	\$30,548	13.65%	\$61,024	27.26%
American Legion Post 550 Bloomi	Bloomington	234	\$1,527,791	\$1,281,538	\$246,253	\$106,234	43.14%	\$106,286	43.16%	\$28,204	11.45%	\$186	0.08%	\$77,896	31.63%
American Legion Post 551 Eyota	Eyota	574	\$172,283	\$132,842	\$39,441	\$16,787	42.56%	\$24,161	61.26%	\$7,378	18.71%	\$12,610	31.97%	\$4,173	10.58%
American Legion Post 552 Freebo	Wells	33189	\$299,803	\$240,811	\$58,992	\$29,735	50.41%	\$25,947	43.98%	\$16,811	28.50%	\$3,411	5.78%	\$5,725	9.70%
American Legion Post 553 Welco	Welcome	743	\$388,982	\$307,834	\$81,148	\$25,488	31.41%	\$41,731	51.43%	\$20,877	25.73%	\$9,206	11.34%	\$11,648	14.35%
American Legion Post 556 Wood	Wood Lake	2967	\$77,202	\$60,890	\$16,312	\$11,535	70.71%	\$4,070	24.95%	\$2,200	13.49%	\$0	0.00%	\$1,870	11.46%
American Legion Post 56 Albert L	Albert Lea	213	\$612,562	\$487,993	\$124,569	\$70,869	56.89%	\$54,633	43.86%	\$10,630	8.53%	\$31,885	25.60%	\$12,118	9.73%
American Legion Post 560 Zimme	Zimmerman	1190	\$1,146,733	\$961,243	\$185,490	\$84,538	45.58%	\$89,985	48.51%	\$24,815	13.38%	\$20,858	11.24%	\$44,312	23.89%
American Legion Post 561 Lewisvi	Lewisville	916	\$308,535	\$252,395	\$56,140	\$30,950	55.13%	\$21,260	37.87%	\$8,462	15.07%	\$6,364	11.34%	\$6,434	11.46%
American Legion Post 567 St. Mic	St. Michael	332	\$2,094,616	\$1,810,861	\$283,755	\$128,740	45.37%	\$157,844	55.63%	\$33,887	11.94%	\$12,611	4.44%	\$111,346	39.24%
American Legion Post 57 Chaska	Chaska	114	\$568,908	\$448,065	\$120,843	\$72,927	60.35%	\$48,134	39.83%	\$20,684	17.12%	\$15,477	12.81%	\$11,973	9.91%
American Legion Post 573 Elgin	Elgin	978	\$373,834	\$306,288	\$67,546	\$32,467	48.07%	\$34,293	50.77%	\$5,416	8.02%	\$20,563	30.44%	\$8,314	12.31%
American Legion Post 577 St. Pau	St. Paul	935	\$568,820	\$460,508	\$108,312	\$68,009	62.79%	\$38,622	35.66%	\$11,888	10.98%	\$10,912	10.07%	\$15,822	14.61%
American Legion Post 579 Millville	Millville	292	\$124,287	\$96,070	\$28,217	\$16,523	58.56%	\$12,299	43.59%	\$4,951	17.55%	\$4,212	14.93%	\$3,136	11.11%
American Legion Post 580 Chanh	Chanhasen	765	\$4,641,643	\$3,912,119	\$729,524	\$225,410	30.90%	\$495,651	67.94%	\$18,115	2.48%	\$164,994	22.62%	\$312,542	42.84%
American Legion Post 586 Lonsda	Lonsdale	2150	\$59,788	\$47,517	\$12,271	\$7,232	58.94%	\$5,362	43.70%	\$1,740	14.18%	\$2,697	21.98%	\$925	7.54%
American Legion Post 59 Montevi	Montevideo	139	\$705,357	\$573,530	\$131,826	\$70,545	53.51%	\$63,786	48.39%	\$24,691	18.73%	\$22,228	16.86%	\$16,867	12.79%
American Legion Post 595 La Cre	La Crescent	170	\$1,570,111	\$1,280,350	\$289,761	\$183,962	63.49%	\$132,581	45.76%	\$17,851	6.16%	\$48,533	16.75%	\$66,197	22.85%
American Legion Post 596 Erskine	Erskine	1902	\$701,220	\$588,813	\$112,407	\$67,664	60.20%	\$40,828	36.32%	\$21,775	19.37%	\$1,823	1.62%	\$17,230	15.33%
American Legion Post 6 Pipestone	Pipestone	425	\$342,901	\$281,477	\$61,424	\$40,107	65.30%	\$29,370	47.82%	\$10,867	17.69%	\$7,997	13.02%	\$10,506	17.10%
American Legion Post 60 Grand R	Grand Rapids	287	\$260,414	\$193,150	\$67,264	\$43,099	64.07%	\$25,959	38.59%	\$9,925	14.76%	\$10,337	15.37%	\$5,697	8.47%
American Legion Post 602 Hillman	Hillman	1023	\$252,144	\$200,596	\$51,548	\$35,399	68.67%	\$17,672	34.28%	\$2,450	4.75%	\$10,379	20.13%	\$4,843	9.40%
American Legion Post 608 Okabe	Okabena	822	\$135,704	\$104,855	\$30,850	\$14,020	45.45%	\$15,287	49.55%	\$2,622	8.50%	\$9,440	30.60%	\$3,225	10.45%
American Legion Post 613 Pine Ri	Pine River	492	\$351,829	\$253,842	\$97,987	\$58,647	59.85%	\$46,831	47.79%	\$8,546	8.72%	\$29,106	29.70%	\$9,179	9.37%
American Legion Post 617 Eagle	Eagle Lake	41	\$95,192	\$71,896	\$23,296	\$14,628	62.79%	\$7,238	31.07%	\$627	2.69%	\$4,406	18.91%	\$2,205	9.47%
American Legion Post 620 Hugo	Hugo	905	\$725,944	\$605,268	\$120,676	\$60,693	50.29%	\$57,263	47.45%	\$4,092	3.39%	\$26,798	22.21%	\$26,373	21.85%
American Legion Post 621 St. Clo	St. Cloud	298	\$311,393	\$247,477	\$63,916	\$32,877	51.44%	\$30,540	47.78%	\$8,794	13.76%	\$13,832	21.64%	\$7,914	12.38%
American Legion Post 622 St. Fra	St. Francis	1520	\$1,073,060	\$909,441	\$163,619	\$110,229	67.37%	\$56,605	34.60%	\$8,133	4.97%	\$10,112	6.18%	\$38,360	23.44%
American Legion Post 623 Plumm	Plummer	2312	\$222,038	\$182,094	\$39,944	\$21,850	54.70%	\$20,110	50.35%	\$4,131	10.34%	\$11,290	28.26%	\$4,689	11.74%
American Legion Post 627 Nisswa	Nisswa	1124	\$1,167,577	\$919,329	\$248,248	\$142,466	57.39%	\$120,625	48.59%	\$31,611	12.73%	\$47,073	18.96%	\$41,941	16.89%

FY2010 Lawful (Charitable) Gambling Report to Legislature - Alpha by Organization

Organization Name	City	License #	Gross Receipts	Prizes	Net Receipts	Allowable Expenses	Allowable Expenses %	Total Lawful Purpose	Total Lawful Purpose %	Charitable Donations	Charitable Donations %	Other Lawful Purpose	Other Lawful Purpose %	Taxes and Fees	Taxes and Fees %
American Legion Post 630 Brookly	Brooklyn Center	233	\$2,003,106	\$1,710,638	\$292,468	\$107,808	36.86%	\$192,163	65.70%	\$51,151	17.49%	\$34,853	11.92%	\$106,159	36.30%
American Legion Post 641 Plato	Plato	2498	\$350,878	\$279,322	\$71,556	\$42,484	59.37%	\$26,753	37.39%	\$18,635	26.04%	\$1,119	1.56%	\$6,999	9.78%
American Legion Post 642 Bowlus	Bowlus	1774	\$34,215	\$26,333	\$7,882	\$2,676	33.95%	\$5,312	67.39%	\$2,371	30.08%	\$1,648	20.91%	\$1,293	16.40%
American Legion Post 643 Savag	Savage	321	\$880,056	\$676,746	\$203,310	\$106,923	52.59%	\$91,680	45.09%	\$113	0.06%	\$67,236	33.07%	\$24,331	11.97%
American Legion Post 65 Rosemo	Rosemount	1253	\$944,979	\$720,538	\$224,441	\$126,748	56.47%	\$98,059	43.69%	\$13,063	5.82%	\$58,655	26.13%	\$26,341	11.74%
American Legion Post 67 Sauk Ce	Sauk Centre	1780	\$175,412	\$138,326	\$37,086	\$24,806	66.89%	\$17,994	48.52%	\$5,292	14.27%	\$9,252	24.95%	\$3,450	9.30%
American Legion Post 69 Granite	Granite Falls	82	\$235,328	\$198,507	\$36,821	\$22,794	61.90%	\$13,421	36.45%	\$7,772	21.11%	\$250	0.68%	\$5,399	14.66%
American Legion Post 71 Duluth	Duluth	966	\$918,515	\$766,252	\$152,263	\$95,700	62.85%	\$58,398	38.35%	\$10,999	7.22%	\$22,982	15.09%	\$24,417	16.04%
American Legion Post 75 New Ric	New Richland	1346	\$111,589	\$88,653	\$22,936	\$15,604	68.03%	\$8,208	35.79%	\$982	4.28%	\$4,944	21.56%	\$2,282	9.95%
American Legion Post 77 Owaton	Owatonna	337	\$1,325,836	\$1,084,232	\$241,604	\$144,460	59.79%	\$89,536	37.06%	\$20,815	8.62%	\$9,642	3.99%	\$59,079	24.45%
American Legion Post 82 Winneb	Winnebago	569	\$1,035,227	\$864,295	\$170,932	\$96,977	56.73%	\$85,582	50.07%	\$47,415	27.74%	\$2,000	1.17%	\$36,167	21.16%
American Legion Post 84 Northfiel	Northfield	685	\$70,268	\$51,666	\$18,602	\$9,859	53.00%	\$8,536	45.89%	\$6,704	36.04%	\$0	0.00%	\$1,832	9.85%
American Legion Post 85 North Br	North Branch	140	\$873,443	\$717,721	\$155,722	\$92,535	59.42%	\$64,758	41.59%	\$12,156	7.81%	\$28,287	18.17%	\$24,315	15.61%
American Legion Post 86 Aitkin	Aitkin	581	\$790,398	\$664,007	\$126,391	\$84,363	66.75%	\$48,447	38.33%	\$14,130	11.18%	\$15,283	12.09%	\$19,034	15.06%
American Legion Post 88 Greenbu	Greenbush	800	\$303,810	\$244,026	\$59,784	\$45,328	75.82%	\$37,787	63.21%	\$18,015	30.13%	\$12,550	20.99%	\$7,222	12.08%
American Legion Post 89 Blue Ear	Blue Earth	437	\$658,979	\$546,242	\$112,737	\$60,514	53.68%	\$53,720	47.65%	\$26,212	23.25%	\$13,225	11.73%	\$14,283	12.67%
American Legion Post 9 Winona	Winona	75	\$454,250	\$321,307	\$132,943	\$72,891	54.83%	\$61,127	45.98%	\$15,843	11.92%	\$30,689	23.08%	\$14,595	10.98%
American Legion Post 91 Austin	Austin	87	\$544,171	\$436,426	\$107,745	\$63,276	58.73%	\$36,569	33.94%	\$18,573	17.24%	\$4,167	3.87%	\$13,829	12.83%
American Legion Post 92 Rochest	Rochester	254	\$1,625,206	\$1,312,410	\$312,796	\$120,748	38.60%	\$235,572	75.31%	\$97,093	31.04%	\$61,211	19.57%	\$77,268	24.70%
American Legion Post 94 Rushfor	Rushford	67	\$148,352	\$116,712	\$31,640	\$17,445	55.14%	\$15,985	50.52%	\$3,138	9.92%	\$9,963	31.49%	\$2,884	9.12%
American Legion Post 96 Hutchins	Hutchinson	80	\$1,253,997	\$997,015	\$256,982	\$140,166	54.54%	\$118,262	46.02%	\$19,327	7.52%	\$50,624	19.70%	\$48,311	18.80%
American Legion Post 98 St. Paul	St. Paul Park	136	\$1,281,187	\$1,086,655	\$194,532	\$90,561	46.55%	\$87,848	45.16%	\$12,970	6.67%	\$17,948	9.23%	\$56,930	29.27%
American Legion Post 99 Minneap	Minneapolis	226	\$65,008	\$51,729	\$13,279	\$7,600	57.23%	\$7,470	56.25%	\$1,108	8.34%	\$3,550	26.73%	\$2,812	21.18%
Amvets Post 1 Mendota	Mendota	19091	\$532,291	\$384,783	\$147,514	\$96,835	65.64%	\$52,618	35.67%	\$30,062	20.38%	\$850	0.58%	\$21,706	14.71%
Amvets Post 12 Hibbing	Hibbing	32537	\$1,085,438	\$886,242	\$199,196	\$113,225	56.84%	\$82,009	41.17%	\$12,057	6.05%	\$24,456	12.28%	\$45,496	22.84%
Andover Football Association	Andover	36655	\$1,017,168	\$826,948	\$190,218	\$122,705	64.51%	\$60,032	31.56%	\$22,863	12.02%	\$0	0.00%	\$37,169	19.54%
Andover Huskies Youth Hockey A	Andover	35843	\$2,220,440	\$1,880,333	\$340,107	\$161,864	47.59%	\$206,009	60.57%	\$88,331	25.97%	\$0	0.00%	\$117,678	34.60%
Annandale Firefighters Relief Ass	Annandale	2746	\$1,072,840	\$917,099	\$155,741	\$80,542	51.72%	\$69,489	44.62%	\$32,250	20.71%	\$0	0.00%	\$37,239	23.91%
Annandale Lions Club	Annandale	2921	\$2,816,136	\$2,352,294	\$463,842	\$252,410	54.42%	\$225,322	48.58%	\$69,155	14.91%	\$0	0.00%	\$156,167	33.67%
Anoka Area Hockey Assoc	Anoka	3035	\$3,650,684	\$3,139,070	\$511,614	\$293,220	57.31%	\$230,382	45.03%	\$16,100	3.15%	\$0	0.00%	\$214,282	41.88%
Anoka Ice Arena Assoc	Anoka	2926	\$3,044,537	\$2,529,790	\$514,746	\$309,784	60.18%	\$188,765	36.67%	\$0	0.00%	\$30,727	5.97%	\$158,038	30.70%
Apple Valley Hockey Association	Apple Valley	1711	\$3,349,530	\$2,739,253	\$610,276	\$299,444	49.07%	\$292,597	47.95%	\$105,700	17.32%	\$0	0.00%	\$186,897	30.62%
Arlington Baseball Assoc	Arlington	2634	\$233,408	\$189,487	\$43,921	\$26,992	61.46%	\$13,601	30.97%	\$9,250	21.06%	\$0	0.00%	\$4,351	9.91%

FY2010 Lawful (Charitable) Gambling Report to Legislature - Alpha by Organization

Organization Name	City	License #	Gross Receipts	Prizes	Net Receipts	Allowable Expenses	Allowable Expenses %	Total Lawful Purpose	Total Lawful Purpose %	Charitable Donations	Charitable Donations %	Other Lawful Purpose	Other Lawful Purpose %	Taxes and Fees	Taxes and Fees %
Armstrong Cooper Youth Hockey	New Hope	5723	\$2,431,851	\$1,967,482	\$464,374	\$241,652	52.04%	\$212,498	45.76%	\$76,579	16.49%	\$0	0.00%	\$135,919	29.27%
Audubon Vol Fire Dept	Audubon	613	\$552,841	\$445,072	\$107,769	\$80,600	74.79%	\$35,000	32.48%	\$24,183	22.44%	\$0	0.00%	\$10,817	10.04%
Austin Area Commission for the Ar	Austin	4427	\$341,641	\$264,403	\$77,238	\$57,873	74.93%	\$20,217	26.17%	\$13,815	17.89%	\$0	0.00%	\$6,402	8.29%
Avon Lions Club	Avon	2668	\$756,917	\$645,185	\$111,732	\$64,698	57.90%	\$44,460	39.79%	\$22,353	20.01%	\$0	0.00%	\$22,107	19.79%
Babe Ruth League	Brooklyn Park	3273	\$4,730,015	\$3,534,232	\$1,195,788	\$851,466	71.21%	\$360,275	30.13%	\$152,151	12.72%	\$0	0.00%	\$208,124	17.40%
Badger Jaycees	Badger	2315	\$693,356	\$580,450	\$112,906	\$72,066	63.83%	\$35,199	31.18%	\$19,897	17.62%	\$100	0.09%	\$15,202	13.46%
Barnesville Booster Club	Barnesville	2656	\$798,012	\$655,233	\$132,779	\$49,548	37.32%	\$77,002	57.99%	\$54,470	41.02%	\$0	0.00%	\$22,532	16.97%
Barrett Fire Dept Relief Assoc	Elbow Lake	3553	\$550,973	\$485,097	\$65,876	\$33,407	50.71%	\$33,921	51.49%	\$22,970	34.87%	\$0	0.00%	\$10,951	16.62%
Baseball Association 191	Burnsville	5455	\$1,629,208	\$1,276,160	\$353,048	\$240,235	68.05%	\$105,882	29.99%	\$28,593	8.10%	\$0	0.00%	\$77,289	21.89%
Baudette Arena Assoc	Baudette	3248	\$679,401	\$540,718	\$138,683	\$73,925	53.31%	\$73,231	52.80%	\$55,000	39.66%	\$0	0.00%	\$18,231	13.15%
Baudette Fire Dept Relief Assoc	Baudette	2839	\$391,938	\$333,724	\$58,214	\$40,810	70.10%	\$15,600	26.80%	\$9,038	15.53%	\$0	0.00%	\$6,562	11.27%
Baxter Lions Club	Baxter	501	\$774,007	\$610,144	\$163,863	\$98,838	60.32%	\$53,381	32.58%	\$33,623	20.52%	\$0	0.00%	\$19,758	12.06%
Baxter Snowmobile Club Inc.	Baxter	34879	\$239,996	\$192,544	\$47,422	\$29,152	61.47%	\$66,066	139.32%	\$11,566	24.39%	\$50,859	107.25%	\$3,641	7.68%
B-Dale Club	Roseville	330	\$125,048	\$95,407	\$29,641	\$16,216	54.71%	\$10,806	36.46%	\$2,748	9.27%	\$3,688	12.44%	\$4,370	14.74%
Becker Youth Sports Assoc	Becker	31939	\$380,389	\$290,094	\$90,295	\$59,120	65.47%	\$43,653	48.34%	\$35,972	39.84%	\$0	0.00%	\$7,681	8.51%
Belgrade Lions Club	Belgrade	1784	\$421,935	\$348,054	\$73,881	\$35,226	47.68%	\$45,402	61.45%	\$35,208	47.66%	\$1,000	1.35%	\$9,194	12.44%
Belle Plaine Chamber of Commer	Belle Plaine	3153	\$1,145,621	\$950,131	\$195,490	\$100,734	51.53%	\$92,383	47.26%	\$48,000	24.55%	\$0	0.00%	\$44,383	22.70%
Bellingham Firemen's Relief Asso	Bellingham	1862	\$54,860	\$45,944	\$8,916	\$6,646	74.54%	\$3,309	37.11%	\$2,252	25.26%	\$0	0.00%	\$1,057	11.86%
Belview Firemen Relief Assoc	Belview	5297	\$98,832	\$81,151	\$17,679	\$11,720	66.29%	\$8,074	45.67%	\$5,000	28.28%	\$0	0.00%	\$3,074	17.39%
Bemidji Baseball	Bemidji	3134	\$51,422	\$40,971	\$10,471	\$5,574	53.23%	\$11,102	106.03%	\$9,407	89.84%	\$0	0.00%	\$1,695	16.19%
Benson Hockey Assoc	Benson	1823	\$1,107,553	\$889,258	\$218,295	\$93,821	42.98%	\$155,676	71.31%	\$117,240	53.71%	\$0	0.00%	\$38,436	17.61%
Bethlehem Academy	Faribault	1795	\$385,411	\$282,848	\$102,563	\$63,118	61.54%	\$41,270	40.24%	\$33,846	33.00%	\$400	0.39%	\$7,024	6.85%
Big Falls Lions Club	Big Falls	2989	\$138,788	\$115,748	\$23,040	\$21,541	93.49%	\$6,293	27.31%	\$3,200	13.89%	\$0	0.00%	\$3,093	13.42%
Big Swan Lake Improvement Asso	Grey Eagle	36013	\$554,425	\$474,501	\$79,924	\$42,470	53.14%	\$34,012	42.56%	\$22,143	27.71%	\$0	0.00%	\$11,869	14.85%
Bird Island Lions	Bird Island	4616	\$456,799	\$369,469	\$87,330	\$43,723	50.07%	\$30,408	34.82%	\$21,645	24.79%	\$0	0.00%	\$8,763	10.03%
Blackduck Fire Relief Assoc	Blackduck	1944	\$312,967	\$254,296	\$58,671	\$29,323	49.98%	\$26,639	45.40%	\$20,299	34.60%	\$0	0.00%	\$6,340	10.81%
Blaine Jaycees	Blaine	3016	\$985,407	\$785,319	\$200,088	\$136,789	68.36%	\$64,092	32.03%	\$27,586	13.79%	\$0	0.00%	\$36,506	18.24%
Blaine Lions Club	Blaine	184	\$997,064	\$759,506	\$237,558	\$150,634	63.41%	\$89,576	37.71%	\$59,592	25.09%	\$0	0.00%	\$29,984	12.62%
Blaine Youth Hockey Dist 11	Blaine	776	\$7,363,388	\$6,139,658	\$1,223,731	\$460,514	37.63%	\$757,212	61.88%	\$279,539	22.84%	\$0	0.00%	\$477,673	39.03%
Bloomington Lions Club	Bloomington	1670	\$1,335,316	\$1,091,484	\$243,832	\$144,763	59.37%	\$99,535	40.82%	\$44,561	18.28%	\$0	0.00%	\$54,974	22.55%
Bluffton Baseball Assoc	Bluffton	2267	\$520,060	\$443,672	\$76,388	\$36,073	47.22%	\$33,334	43.64%	\$23,200	30.37%	\$0	0.00%	\$10,134	13.27%
Borup Community Club	Borup	1894	\$293,344	\$242,992	\$50,352	\$32,903	65.35%	\$21,166	42.04%	\$14,916	29.62%	\$0	0.00%	\$6,250	12.41%
Bowlus Firemens Relief Assoc	Bowlus	2719	\$358,486	\$299,828	\$58,658	\$30,703	52.34%	\$31,566	53.81%	\$23,550	40.15%	\$0	0.00%	\$8,016	13.67%

FY2010 Lawful (Charitable) Gambling Report to Legislature - Alpha by Organization

Organization Name	City	License #	Gross Receipts	Prizes	Net Receipts	Allowable Expenses	Allowable Expenses %	Total Lawful Purpose	Total Lawful Purpose %	Charitable Donations	Charitable Donations %	Other Lawful Purpose	Other Lawful Purpose %	Taxes and Fees	Taxes and Fees %
Boxers Workout Gym	St. Cloud	5223	\$137,453	\$104,546	\$32,907	\$28,394	86.29%	\$12,643	38.42%	\$14,318	43.51%	\$0	0.00%	(\$1,675)	-5.09%
Boyd Firemens Relief Assoc	Boyd	2747	\$144,422	\$117,732	\$26,690	\$18,177	68.10%	\$9,760	36.57%	\$6,400	23.98%	\$0	0.00%	\$3,360	12.59%
Brainerd Amateur Hockey Assoc	Brainerd	1047	\$365,337	\$260,619	\$104,718	\$43,831	41.86%	\$52,490	50.13%	\$43,378	41.42%	\$0	0.00%	\$9,112	8.70%
Brainerd Lions Club	Brainerd	2761	\$1,574,968	\$1,369,842	\$205,126	\$114,600	55.87%	\$75,772	36.94%	\$850	0.41%	\$0	0.00%	\$74,922	36.52%
Brainerd Snodeos	Brainerd	5604	\$305,459	\$256,508	\$48,951	\$27,646	56.48%	\$21,855	44.65%	\$16,263	33.22%	\$0	0.00%	\$5,592	11.42%
Brainerd Sports Boosters	Brainerd	805	\$352,169	\$297,043	\$55,126	\$36,910	66.96%	\$17,800	32.29%	\$12,348	22.40%	\$593	1.08%	\$4,859	8.81%
Brandon Firemen's Relief Assoc	Brandon	2289	\$1,514,048	\$1,293,392	\$220,656	\$72,914	33.04%	\$125,128	56.71%	\$56,718	25.70%	\$0	0.00%	\$68,410	31.00%
Breckenridge Fire Relief Assoc	Breckenridge	1117	\$308,155	\$263,023	\$45,132	\$36,136	80.07%	\$20,604	45.65%	\$14,050	31.13%	\$0	0.00%	\$6,554	14.52%
Breckenridge Hockey Youth Asso	Breckenridge	1426	\$80,637	\$61,500	\$19,137	\$13,615	71.14%	\$4,804	25.10%	\$3,242	16.94%	\$0	0.00%	\$1,562	8.16%
Brooklyn Center Lions Club	Brooklyn Center	1834	\$826,851	\$696,707	\$130,144	\$80,586	61.92%	\$61,525	47.27%	\$37,603	28.89%	\$0	0.00%	\$23,922	18.38%
Brooklyn Park Youth Hockey Asso	Brooklyn Park	2922	\$2,647,383	\$2,207,633	\$439,750	\$205,103	46.64%	\$229,463	52.18%	\$87,852	19.98%	\$0	0.00%	\$141,611	32.20%
Brooten Commercial Club	Brooten	3575	\$790,177	\$634,442	\$155,736	\$84,950	54.55%	\$70,171	45.06%	\$51,480	33.06%	\$0	0.00%	\$18,691	12.00%
Browerville Lions Club	Browerville	3194	\$352,308	\$282,159	\$70,149	\$33,962	48.41%	\$26,310	37.51%	\$18,462	26.32%	\$0	0.00%	\$7,848	11.19%
Brownsdale Firemens Relief Asso	Brownsdale	2810	\$193,406	\$155,867	\$37,539	\$13,883	36.98%	\$18,277	48.69%	\$13,850	36.89%	\$0	0.00%	\$4,427	11.79%
Brownton Lions Club	Brownton	2430	\$453,259	\$364,288	\$88,971	\$42,783	48.09%	\$43,528	48.92%	\$33,404	37.54%	\$0	0.00%	\$10,124	11.38%
Buckman Trailblazers Snowmobile	Buckman	3186	\$226,837	\$191,811	\$35,026	\$26,232	74.89%	\$10,674	30.47%	\$5,950	16.99%	\$0	0.00%	\$4,724	13.49%
Buffalo Lake Lions Club	Buffalo Lake	2798	\$296,795	\$244,044	\$52,751	\$28,070	53.21%	\$19,816	37.57%	\$13,471	25.54%	\$0	0.00%	\$6,345	12.03%
Buffalo Lions Club	Buffalo	1865	\$654,709	\$545,370	\$109,339	\$74,542	68.18%	\$36,324	33.22%	\$21,348	19.52%	\$0	0.00%	\$14,976	13.70%
Buffalo Youth Hockey Association	Buffalo	2299	\$1,885,681	\$1,565,735	\$319,946	\$150,343	46.99%	\$129,660	40.53%	\$37,389	11.69%	\$0	0.00%	\$92,271	28.84%
Buhl Fire Relief Assoc	Buhl	3601	\$279,737	\$229,330	\$50,407	\$30,423	60.35%	\$27,086	53.73%	\$21,105	41.87%	\$0	0.00%	\$5,981	11.87%
Burnsville Hockey Club	Burnsville	4433	\$1,551,069	\$1,213,461	\$337,612	\$197,446	58.48%	\$117,684	34.86%	\$47,000	13.92%	\$0	0.00%	\$70,684	20.94%
Burnsville Lions Club	Burnsville	3336	\$6,092,992	\$5,206,523	\$886,469	\$479,054	54.04%	\$411,458	46.42%	\$29,173	3.29%	\$0	0.00%	\$382,285	43.12%
Caledonia Sno-Gophers Snowmo	Brownsville	4864	\$364,015	\$296,000	\$68,015	\$46,046	67.70%	\$10,085	14.83%	\$2,165	3.18%	\$0	0.00%	\$7,920	11.64%
Caledonia Volunteer Fire Departm	Caledonia	34760	\$178,425	\$143,212	\$35,213	\$10,888	30.92%	\$23,325	66.24%	\$19,327	54.89%	\$0	0.00%	\$3,998	11.35%
Cambridge Isanti Hockey Associat	Isanti	3817	\$637,909	\$505,499	\$132,410	\$77,039	58.18%	\$46,989	35.49%	\$29,500	22.28%	\$0	0.00%	\$17,489	13.21%
Campbell Vol Fire Dept	Campbell	5415	\$182,204	\$150,461	\$31,743	\$25,512	80.37%	\$15,722	49.53%	\$12,733	40.11%	\$0	0.00%	\$2,989	9.42%
Canadian Days Little Canada	Little Canada	4219	\$418,640	\$336,663	\$81,977	\$59,781	72.92%	\$26,731	32.61%	\$17,615	21.49%	\$0	0.00%	\$9,116	11.12%
Canby Fire Dept Relief Assoc	Canby	2587	\$190,097	\$138,261	\$51,836	\$24,681	47.61%	\$11,822	22.81%	\$6,220	12.00%	\$0	0.00%	\$5,602	10.81%
Cannon Falls Fire Dept Relief Ass	Cannon Falls	3129	\$567,069	\$472,491	\$94,587	\$68,792	72.73%	\$29,484	31.17%	\$16,650	17.60%	\$0	0.00%	\$12,834	13.57%
Carlos Lions Club	Carlos	5899	\$1,208,288	\$1,060,073	\$148,215	\$72,135	48.67%	\$79,339	53.53%	\$32,189	21.72%	\$0	0.00%	\$47,150	31.81%
Carver Lions Club	Carver	1745	\$463,318	\$389,673	\$73,645	\$42,438	57.63%	\$31,759	43.12%	\$23,894	32.44%	\$0	0.00%	\$7,865	10.68%
Cathedral High School/John XXIII	St. Cloud	894	\$1,220,982	\$879,186	\$341,796	\$245,172	71.73%	\$105,395	30.84%	\$75,000	21.94%	\$0	0.00%	\$30,395	8.89%
Catholic Eldercare Community Fo	Minneapolis	30684	\$1,335,965	\$1,094,364	\$241,601	\$151,912	62.88%	\$124,175	51.40%	\$60,100	24.88%	\$0	0.00%	\$64,075	26.52%

FY2010 Lawful (Charitable) Gambling Report to Legislature - Alpha by Organization

Organization Name	City	License #	Gross Receipts	Prizes	Net Receipts	Allowable Expenses	Allowable Expenses %	Total Lawful Purpose	Total Lawful Purpose %	Charitable Donations	Charitable Donations %	Other Lawful Purpose	Other Lawful Purpose %	Taxes and Fees	Taxes and Fees %
Catholic Parents St. Paul Club	Eagan	812	\$923,676	\$768,309	\$155,366	\$81,775	52.63%	\$60,697	39.07%	\$28,210	18.16%	\$0	0.00%	\$32,487	20.91%
CC Riders Snowmobile Club	Canyon	5531	\$2,838,357	\$2,335,059	\$503,298	\$332,278	66.02%	\$187,319	37.22%	\$22,162	4.40%	\$0	0.00%	\$165,157	32.81%
Centennial Youth Hockey Assoc	Circle Pines	3934	\$5,264,174	\$4,417,390	\$846,783	\$468,090	55.28%	\$378,255	44.67%	\$72,383	8.55%	\$0	0.00%	\$305,872	36.12%
Center City Fire Relief Assoc	Center City	2236	\$622,697	\$522,812	\$99,885	\$58,042	58.11%	\$34,661	34.70%	\$23,045	23.07%	\$0	0.00%	\$11,616	11.63%
Central Minn Sexual Assault Ctr	St. Cloud	2169	\$838,268	\$687,511	\$150,757	\$87,336	57.93%	\$57,853	38.38%	\$38,000	25.21%	\$0	0.00%	\$19,853	13.17%
Central Minnesota Task Force For	St. Cloud	1481	\$1,272,790	\$923,452	\$349,338	\$249,365	71.38%	\$113,114	32.38%	\$81,925	23.45%	\$0	0.00%	\$31,189	8.93%
Champlin Dayton Athletic Associat	Champlin	31980	\$3,902,037	\$3,350,702	\$551,335	\$204,103	37.02%	\$334,274	60.63%	\$101,188	18.35%	\$0	0.00%	\$233,086	42.28%
Champlin Park Youth Hockey Ass	Champlin	4865	\$1,759,532	\$1,471,405	\$288,127	\$134,016	46.51%	\$133,441	46.31%	\$50,000	17.35%	\$0	0.00%	\$83,441	28.96%
Chaska Lions Club	Chaska	1070	\$1,186,836	\$915,218	\$271,618	\$152,528	56.16%	\$144,916	53.35%	\$97,457	35.88%	\$0	0.00%	\$47,459	17.47%
Chatfield Athletic Club	Chatfield	3071	\$395,643	\$324,195	\$71,449	\$30,781	43.08%	\$37,312	52.22%	\$29,299	41.01%	\$0	0.00%	\$8,013	11.21%
Chatfield Firefighters Activities As	Chatfield	3377	\$848,466	\$695,939	\$152,527	\$69,369	45.48%	\$84,617	55.48%	\$59,910	39.28%	\$0	0.00%	\$24,707	16.20%
Chicagami	Eveleth	1483	\$622,607	\$502,810	\$119,797	\$62,980	52.57%	\$54,196	45.24%	\$39,107	32.64%	\$0	0.00%	\$15,089	12.60%
Chisago City Fire Relief Assoc	Chisago City	2391	\$2,520,123	\$2,139,933	\$380,190	\$184,391	48.50%	\$214,994	56.55%	\$78,193	20.57%	\$0	0.00%	\$136,801	35.98%
Chisago Lakes Area Recreation A	Lindstrom	2577	\$480,295	\$376,605	\$103,690	\$60,079	57.94%	\$34,019	32.81%	\$26,037	25.11%	\$0	0.00%	\$7,982	7.70%
Chops Inc	Hopkins	31322	\$1,283,195	\$1,021,752	\$261,443	\$154,254	59.00%	\$114,990	43.98%	\$61,410	23.49%	\$0	0.00%	\$53,580	20.49%
Church of St. Thomas Aquinas Int	International Fall	1336	\$74,903	\$47,962	\$26,941	\$1,475	5.47%	\$22,527	83.62%	\$20,014	74.29%	\$0	0.00%	\$2,513	9.33%
Circle of Serbian Sisters of St. Vas	Chisholm	4438	\$217,483	\$174,043	\$43,440	\$13,255	30.51%	\$27,538	63.39%	\$23,100	53.18%	\$0	0.00%	\$4,438	10.22%
Clara City Lions Club	Clara City	35133	\$151,513	\$129,821	\$21,692	\$10,940	50.43%	\$9,286	42.81%	\$6,000	27.66%	\$200	0.92%	\$3,086	14.23%
Claremont Area Chamber of Com	Claremont	5159	\$380,436	\$298,818	\$81,618	\$49,405	60.53%	\$29,560	36.22%	\$20,558	25.19%	\$0	0.00%	\$9,002	11.03%
Clarissa Lions Club	Clarissa	2048	\$197,750	\$156,880	\$40,870	\$24,416	59.74%	\$17,656	43.20%	\$13,639	33.37%	\$0	0.00%	\$4,017	9.83%
Clarkfield Lions Club	Clarkfield	33272	\$105,040	\$84,471	\$20,569	\$11,480	55.81%	\$7,466	36.30%	\$4,550	22.12%	\$0	0.00%	\$2,916	14.18%
Clear Lake Lions Club	Clear Lake	1790	\$1,169,938	\$933,851	\$236,087	\$122,781	52.01%	\$103,484	43.83%	\$59,550	25.22%	\$1,200	0.51%	\$42,734	18.10%
Clearbrook Community Club	Clearbrook	778	\$412,363	\$341,066	\$71,297	\$34,748	48.74%	\$40,781	57.20%	\$33,229	46.61%	\$0	0.00%	\$7,552	10.59%
Clearwater Lions Club	Clearwater	2167	\$945,370	\$769,270	\$176,100	\$91,109	51.74%	\$84,098	47.76%	\$53,549	30.41%	\$0	0.00%	\$30,549	17.35%
Clearwater Trailblazers Snowmobi	Gonvick	32290	\$262,681	\$198,005	\$64,676	\$30,673	47.43%	\$41,020	63.42%	\$25,597	39.58%	\$11,500	17.78%	\$3,923	6.07%
Clements Fire Dept Relief Assoc	Clements	31542	\$186,365	\$147,183	\$39,182	\$16,850	43.00%	\$18,462	47.12%	\$15,135	38.63%	\$0	0.00%	\$3,327	8.49%
Cleveland Firemen's Relief Associ	Cleveland	2951	\$482,759	\$372,958	\$109,801	\$46,374	42.23%	\$66,906	60.93%	\$55,725	50.75%	\$0	0.00%	\$11,181	10.18%
Climax Community Club	Climax	1246	\$867,624	\$756,644	\$110,980	\$63,529	57.24%	\$44,720	40.30%	\$19,534	17.60%	\$0	0.00%	\$25,186	22.69%
Climb Inc	Inver Grove Hei	2002	\$5,625,431	\$4,473,620	\$1,151,811	\$690,440	59.94%	\$473,878	41.14%	\$113,397	9.85%	\$0	0.00%	\$360,481	31.30%
Cloquet Amateur Hockey Assoc	Cloquet	1224	\$1,749,903	\$1,531,697	\$218,205	\$138,362	63.41%	\$90,605	41.52%	\$0	0.00%	\$0	0.00%	\$90,605	41.52%
Cloquet Amateur Hockey Women	Cloquet	4882	\$1,223,152	\$1,052,403	\$170,749	\$99,040	58.00%	\$68,343	40.03%	\$16,300	9.55%	\$0	0.00%	\$52,043	30.48%
Cokato Firefighters Relief Assoc	Cokato	33641	\$78,087	\$57,102	\$20,985	\$9,585	45.68%	\$15,103	71.97%	\$13,011	62.00%	\$0	0.00%	\$2,092	9.97%
Cold Spring Fire Dept Relief Asso	Cold Spring	5054	\$213,135	\$167,879	\$45,256	\$28,271	62.47%	\$19,459	43.00%	\$13,604	30.06%	\$0	0.00%	\$5,855	12.94%

FY2010 Lawful (Charitable) Gambling Report to Legislature - Alpha by Organization

Organization Name	City	License #	Gross Receipts	Prizes	Net Receipts	Allowable Expenses	Allowable Expenses %	Total Lawful Purpose	Total Lawful Purpose %	Charitable Donations	Charitable Donations %	Other Lawful Purpose	Other Lawful Purpose %	Taxes and Fees	Taxes and Fees %
Cold Spring Lions Club	Cold Spring	2364	\$350,546	\$288,779	\$61,767	\$41,908	67.85%	\$19,478	31.53%	\$11,033	17.86%	\$0	0.00%	\$8,445	13.67%
Cologne Firemans Relief Assoc	Cologne	709	\$334,592	\$271,939	\$62,653	\$41,882	66.85%	\$23,717	37.85%	\$17,406	27.78%	\$0	0.00%	\$6,311	10.07%
Columbia Heights Athletic Booster	Columbia Height	2072	\$799,459	\$603,865	\$195,594	\$146,247	74.77%	\$65,681	33.58%	\$48,124	24.60%	\$0	0.00%	\$17,557	8.98%
Columbia Moorhead Club	Moorhead	431	\$211,937	\$164,866	\$47,070	\$24,194	51.40%	\$23,011	48.89%	\$10,894	23.14%	\$6,616	14.06%	\$5,501	11.69%
Community Charities of Minnesota	Mankato	2650	\$5,339,736	\$4,251,648	\$1,088,088	\$599,286	55.08%	\$478,340	43.96%	\$132,409	12.17%	\$0	0.00%	\$345,931	31.79%
Community Connection of Sauk C	Sauk Centre	34704	\$1,024,087	\$871,109	\$152,978	\$85,491	55.88%	\$84,287	55.10%	\$48,633	31.79%	\$0	0.00%	\$35,654	23.31%
Confidence Learning Center	East Gull Lake	691	\$8,693,999	\$6,909,901	\$1,784,098	\$989,322	55.45%	\$821,429	46.04%	\$250,486	14.04%	\$0	0.00%	\$570,943	32.00%
Cook Firemens Relief Association	Cook	3754	\$267,215	\$213,628	\$53,587	\$30,126	56.22%	\$20,340	37.96%	\$14,750	27.53%	\$0	0.00%	\$5,590	10.43%
Cook Timberwolves Snowmobile	Cook	5108	\$447,086	\$358,407	\$88,679	\$46,225	52.13%	\$38,231	43.11%	\$25,381	28.62%	\$0	0.00%	\$12,850	14.49%
Coon Lake Community & Senior C	Wyoming	3403	\$142,781	\$110,086	\$32,695	\$24,065	73.60%	\$12,485	38.19%	\$8,262	25.27%	\$293	0.90%	\$3,930	12.02%
Coon Rapids Lions Club	Coon Rapids	13	\$1,368,494	\$1,106,475	\$262,019	\$191,048	72.91%	\$78,592	29.99%	\$27,089	10.34%	\$0	0.00%	\$51,503	19.66%
Coon Rapids Mat Bandits Wrestlin	Coon Rapids	5645	\$3,374,482	\$2,724,909	\$649,573	\$344,671	53.06%	\$358,201	55.14%	\$151,482	23.32%	\$0	0.00%	\$206,719	31.82%
Coon Rapids National Little Leagu	Anoka	4404	\$3,485,057	\$2,849,967	\$635,090	\$333,332	52.49%	\$314,970	49.59%	\$109,431	17.23%	\$0	0.00%	\$205,539	32.36%
Coon Rapids Youth Hockey Assoc	Coon Rapids	35285	\$3,466,801	\$2,827,814	\$638,987	\$355,390	55.62%	\$275,125	43.06%	\$87,012	13.62%	\$0	0.00%	\$188,113	29.44%
Cormorant Lakes Sportsman Club	Audubon	594	\$1,271,663	\$1,031,417	\$240,246	\$138,618	57.70%	\$105,712	44.00%	\$46,917	19.53%	\$4,876	2.03%	\$53,919	22.44%
Cosmos Lions Club	Cosmos	2401	\$75,100	\$62,861	\$12,239	\$6,717	54.88%	\$3,721	30.40%	\$2,375	19.41%	\$0	0.00%	\$1,346	11.00%
Cottage Grove Athletic Assoc	Cottage Grove	1612	\$1,197,543	\$971,338	\$226,205	\$160,807	71.09%	\$75,324	33.30%	\$26,952	11.91%	\$0	0.00%	\$48,372	21.38%
Cotter High School Winona	Winona	450	\$1,366,476	\$1,103,582	\$262,894	\$134,971	51.34%	\$127,255	48.41%	\$67,670	25.74%	\$0	0.00%	\$59,585	22.67%
Cottonwood Co Game & Fish Prot	Windom	2553	\$426,135	\$344,059	\$82,076	\$43,537	53.04%	\$69,489	84.66%	\$52,412	63.86%	\$0	0.00%	\$17,077	20.81%
Courtland Lions Club	Courtland	1524	\$131,740	\$105,141	\$26,599	\$18,206	68.45%	\$10,120	38.05%	\$7,208	27.10%	\$0	0.00%	\$2,912	10.95%
Courtland Recreation Assoc	Courtland	4729	\$77,757	\$53,975	\$23,782	\$13,732	57.74%	\$9,021	37.93%	\$7,613	32.01%	\$0	0.00%	\$1,408	5.92%
Crookston Firefighters Assoc	Crookston	34918	\$709,824	\$561,546	\$148,278	\$62,818	42.37%	\$86,059	58.04%	\$66,050	44.54%	\$0	0.00%	\$20,009	13.49%
Crosby Fire Relief Assoc	Crosby	2476	\$1,112,188	\$975,080	\$137,108	\$86,648	63.20%	\$60,058	43.80%	\$18,530	13.51%	\$0	0.00%	\$41,528	30.29%
Crosby Ironton Aitkin Amateur Ho	Crosby	2206	\$1,617,417	\$1,347,186	\$270,231	\$165,029	61.07%	\$117,727	43.57%	\$41,597	15.39%	\$0	0.00%	\$76,130	28.17%
Crosby Ironton Quarterback Club	Ironton	2536	\$1,235,137	\$1,077,280	\$157,857	\$88,173	55.86%	\$73,013	46.25%	\$22,880	14.49%	\$0	0.00%	\$50,133	31.76%
Crosslake Ideal Lions Club	Crosslake	1487	\$721,140	\$586,393	\$134,747	\$74,404	55.22%	\$82,775	61.43%	\$64,934	48.19%	\$0	0.00%	\$17,841	13.24%
Crow River Sno Pros	Hutchinson	4900	\$1,017,129	\$843,672	\$173,457	\$76,378	44.03%	\$97,856	56.42%	\$49,629	28.61%	\$11,500	6.63%	\$36,727	21.17%
Crow River Youth Hockey Assoc	Delano	2425	\$730,968	\$607,137	\$123,831	\$70,535	56.96%	\$61,402	49.59%	\$39,900	32.22%	\$0	0.00%	\$21,502	17.36%
Crucifixion Church La Crescent	La Crescent	768	\$371,128	\$299,074	\$72,054	\$42,534	59.03%	\$31,345	43.50%	\$24,259	33.67%	\$0	0.00%	\$7,086	9.83%
Crystal Lions Club	Crystal	1668	\$715,625	\$593,535	\$122,090	\$106,840	87.51%	\$20,102	16.46%	\$4,924	4.03%	\$0	0.00%	\$15,178	12.43%
Cura Center	St. Cloud	1618	\$1,157,238	\$818,055	\$339,183	\$247,793	73.06%	\$108,905	32.11%	\$80,025	23.59%	\$0	0.00%	\$28,880	8.51%
Currie Town and Country Boosters	Currie	2568	\$362,730	\$288,425	\$74,305	\$45,600	61.37%	\$33,716	45.38%	\$26,383	35.51%	\$0	0.00%	\$7,333	9.87%
Cuyuna Fire Mens Relief Assoc	Deerwood	2163	\$1,423,760	\$1,233,492	\$190,268	\$111,610	58.66%	\$72,887	38.31%	\$11,375	5.98%	\$0	0.00%	\$61,512	32.33%

FY2010 Lawful (Charitable) Gambling Report to Legislature - Alpha by Organization

Organization Name	City	License #	Gross Receipts	Prizes	Net Receipts	Allowable Expenses	Allowable Expenses %	Total Lawful Purpose	Total Lawful Purpose %	Charitable Donations	Charitable Donations %	Other Lawful Purpose	Other Lawful Purpose %	Taxes and Fees	Taxes and Fees %
Cyrus Fire Dept Relief Assoc	Cyrus	2171	\$133,629	\$105,396	\$28,233	\$19,168	67.89%	\$7,972	28.24%	\$4,950	17.53%	\$0	0.00%	\$3,022	10.70%
Czech & Slovak Sokol Minnesota	St. Paul	3902	\$821,470	\$672,226	\$149,194	\$96,777	64.87%	\$46,836	31.39%	\$20,499	13.74%	\$0	0.00%	\$26,337	17.65%
Danube Lions Club	Danube	5631	\$113,015	\$91,973	\$21,042	\$10,893	51.77%	\$9,412	44.73%	\$7,093	33.71%	\$0	0.00%	\$2,319	11.02%
Darfur Sportsmens Club	Darfur	34306	\$309,813	\$254,447	\$52,366	\$24,329	46.46%	\$27,956	53.39%	\$21,958	41.93%	\$0	0.00%	\$5,998	11.45%
Dassel Fire Relief Assoc	Dassel	33878	\$43,353	\$35,050	\$8,303	\$4,214	50.75%	\$2,549	30.70%	\$1,000	12.04%	\$0	0.00%	\$1,549	18.66%
DAV Chapt 1	Minneapolis	86	\$396,411	\$327,292	\$69,119	\$49,002	70.90%	\$22,086	31.95%	\$14,830	21.46%	\$0	0.00%	\$7,256	10.50%
Dawson Fire Department Relief As	Dawson	33444	\$686,478	\$555,180	\$131,298	\$75,953	57.85%	\$57,316	43.65%	\$26,240	19.99%	\$0	0.00%	\$31,076	23.67%
Dayton Lions Club	Osseo	1875	\$575,002	\$454,750	\$120,252	\$91,434	76.04%	\$39,427	32.79%	\$26,950	22.41%	\$0	0.00%	\$12,477	10.38%
Dead Broke Saddle Club	Hugo	3800	\$2,394,155	\$1,941,937	\$452,218	\$260,731	57.66%	\$192,993	42.68%	\$65,128	14.40%	\$0	0.00%	\$127,865	28.28%
Deer Creek Lions Club	Deer Creek	2157	\$234,073	\$187,449	\$46,624	\$29,160	62.54%	\$30,537	65.50%	\$25,850	55.44%	\$0	0.00%	\$4,687	10.05%
Deerwood Fire Relief Assoc	Deerwood	3780	\$527,555	\$423,025	\$104,529	\$69,281	66.28%	\$57,452	54.96%	\$48,042	45.96%	\$0	0.00%	\$9,410	9.00%
Defeat of Jesse James Days Com	Northfield	5596	\$261,302	\$215,897	\$45,406	\$36,616	80.64%	\$24,877	54.79%	\$20,000	44.05%	\$0	0.00%	\$4,877	10.74%
Dennison Lions Club	Dennison	2762	\$159,507	\$127,927	\$31,580	\$21,258	67.31%	\$9,761	30.91%	\$5,324	16.86%	\$0	0.00%	\$4,437	14.05%
Dent Firefighters Relief Assoc	Dent	2891	\$1,190,159	\$1,008,522	\$181,637	\$82,859	45.62%	\$94,491	52.02%	\$46,650	25.68%	\$0	0.00%	\$47,841	26.34%
Dent Lions Club	Dent	1980	\$479,183	\$395,051	\$84,132	\$54,392	64.65%	\$29,654	35.25%	\$21,728	25.83%	\$0	0.00%	\$7,926	9.42%
Dexter Firefighters Relief Assoc	Dexter	3143	\$484,190	\$398,635	\$85,555	\$40,619	47.48%	\$42,733	49.95%	\$33,750	39.45%	\$0	0.00%	\$8,983	10.50%
Diamond Jubilee Gonvick	Gonvick	1302	\$203,920	\$157,971	\$45,949	\$28,405	61.82%	\$27,026	58.82%	\$21,695	47.22%	\$0	0.00%	\$5,331	11.60%
Dilworth Lions Club	Dilworth	1877	\$220,949	\$172,322	\$48,627	\$25,316	52.06%	\$25,074	51.56%	\$19,662	40.43%	\$0	0.00%	\$5,412	11.13%
Divine Mercy Catholic School	Faribault	1632	\$598,638	\$488,395	\$110,243	\$50,379	45.70%	\$60,732	55.09%	\$46,804	42.46%	\$0	0.00%	\$13,928	12.63%
Douglas Area Trail Assoc	Alexandria	5642	\$627,264	\$499,472	\$127,792	\$84,416	66.06%	\$43,170	33.78%	\$29,954	23.44%	\$0	0.00%	\$13,216	10.34%
Dover Fire Relief Association	Dover	3056	\$2,286,838	\$1,814,036	\$472,802	\$238,897	50.53%	\$242,342	51.26%	\$116,635	24.67%	\$0	0.00%	\$125,707	26.59%
Dr. J. E. Le Clerc Council Knights	Le Sueur	33450	\$1,163,758	\$981,504	\$182,254	\$92,451	50.73%	\$90,686	49.76%	\$46,004	25.24%	\$0	0.00%	\$44,682	24.52%
Drum and Bugle Corps St. Peter G	St. Peter	4870	\$727,582	\$565,539	\$162,043	\$98,482	60.78%	\$64,139	39.58%	\$33,827	20.88%	\$5,000	3.09%	\$25,312	15.62%
Duluth Curling Club	Duluth	5277	\$1,857,091	\$1,591,187	\$265,904	\$156,485	58.85%	\$107,274	40.34%	\$8,854	3.33%	\$0	0.00%	\$98,420	37.01%
Duluth Softball Players Associatio	Duluth	2794	\$1,864,811	\$1,540,991	\$323,820	\$205,118	63.34%	\$120,454	37.20%	\$19,558	6.04%	\$0	0.00%	\$100,896	31.16%
Dundas Baseball Assoc	Dundas	2112	\$239,200	\$183,227	\$55,973	\$35,283	63.04%	\$17,051	30.46%	\$12,241	21.87%	\$0	0.00%	\$4,810	8.59%
Eagan Athletic Assoc	Eagan	34977	\$721,471	\$592,317	\$129,154	\$90,150	69.80%	\$36,086	27.94%	\$20,000	15.49%	\$0	0.00%	\$16,086	12.45%
Eagan Hockey Assoc	Eagan	2145	\$2,657,340	\$2,196,434	\$460,906	\$229,931	49.89%	\$211,753	45.94%	\$67,878	14.73%	\$900	0.20%	\$142,975	31.02%
Eagan Lions Club	Eagan	2228	\$1,396,944	\$1,173,411	\$223,533	\$128,040	57.28%	\$98,876	44.23%	\$42,177	18.87%	\$0	0.00%	\$56,699	25.36%
Eagle Bend Fire Dept Relief Asso	Eagle Bend	2356	\$247,455	\$187,642	\$59,813	\$33,452	55.93%	\$36,630	61.24%	\$32,000	53.50%	\$0	0.00%	\$4,630	7.74%
Eagle Bend Lions Club	Eagle Bend	5417	\$150,850	\$119,579	\$31,272	\$18,203	58.21%	\$13,842	44.26%	\$10,875	34.78%	\$0	0.00%	\$2,967	9.49%
Eagle Lake Fire Relief Assoc	Eagle Lake	2142	\$300,675	\$250,036	\$50,639	\$33,219	65.60%	\$26,769	52.86%	\$20,963	41.40%	\$0	0.00%	\$5,806	11.47%
Eagles Aerie 1243 Winona	Winona	242	\$1,516,153	\$1,205,409	\$310,745	\$151,111	48.63%	\$158,647	51.05%	\$56,200	18.09%	\$35,995	11.58%	\$66,452	21.38%

FY2010 Lawful (Charitable) Gambling Report to Legislature - Alpha by Organization

Organization Name	City	License #	Gross Receipts	Prizes	Net Receipts	Allowable Expenses	Allowable Expenses %	Total Lawful Purpose	Total Lawful Purpose %	Charitable Donations	Charitable Donations %	Other Lawful Purpose	Other Lawful Purpose %	Taxes and Fees	Taxes and Fees %
Eagles Aerie 1460 Faribault	Faribault	741	\$851,826	\$678,666	\$173,160	\$123,362	71.24%	\$59,589	34.41%	\$11,043	6.38%	\$27,171	15.69%	\$21,375	12.34%
Eagles Aerie 1791 Owatonna	Owatonna	333	\$955,195	\$742,204	\$212,991	\$60,840	28.56%	\$152,997	71.83%	\$400	0.19%	\$129,101	60.61%	\$23,496	11.03%
Eagles Aerie 2228 Zumbro Roche	Rochester	674	\$820,062	\$658,016	\$162,046	\$75,998	46.90%	\$85,761	52.92%	\$20,753	12.81%	\$44,152	27.25%	\$20,856	12.87%
Eagles Aerie 2242 Northfield	Northfield	318	\$396,564	\$323,812	\$72,753	\$41,537	57.09%	\$34,421	47.31%	\$2,155	2.96%	\$23,908	32.86%	\$8,358	11.49%
Eagles Aerie 2258 Albert Lea	Albert Lea	60	\$807,639	\$639,297	\$168,342	\$113,783	67.59%	\$50,277	29.87%	\$17,840	10.60%	\$12,949	7.69%	\$19,488	11.58%
Eagles Aerie 2334 Willmar	Willmar	245	\$884,679	\$738,879	\$145,799	\$87,367	59.92%	\$56,554	38.79%	\$12,151	8.33%	\$18,537	12.71%	\$25,866	17.74%
Eagles Aerie 2339 Fergus Falls	Fergus Falls	400	\$1,814,497	\$1,541,725	\$272,771	\$142,226	52.14%	\$153,972	56.45%	\$31,131	11.41%	\$34,368	12.60%	\$88,473	32.43%
Eagles Aerie 2342 Past President	Detroit Lakes	4238	\$961,511	\$819,346	\$142,165	\$89,226	62.76%	\$27,919	19.64%	\$7,480	5.26%	\$0	0.00%	\$20,439	14.38%
Eagles Aerie 2368 Thief River Fall	Thief River Falls	92	\$885,463	\$705,861	\$179,601	\$90,241	50.25%	\$93,222	51.91%	\$40,140	22.35%	\$29,515	16.43%	\$23,567	13.12%
Eagles Aerie 2469 Rapids Grand	Grand Rapids	1038	\$1,592,183	\$1,276,383	\$315,802	\$158,376	50.15%	\$165,309	52.35%	\$54,276	17.19%	\$42,659	13.51%	\$68,374	21.65%
Eagles Aerie 2617 Hallock	Hallock	1223	\$123,912	\$89,628	\$34,284	\$19,284	56.25%	\$10,911	31.83%	\$5,600	16.33%	\$1,029	3.00%	\$4,282	12.49%
Eagles Aerie 2663 Rush City	Rush City	714	\$104,258	\$80,869	\$23,390	\$18,022	77.05%	\$3,285	14.04%	\$250	1.07%	\$400	1.71%	\$2,635	11.27%
Eagles Aerie 269 Mankato	Mankato	420	\$2,213,123	\$1,794,908	\$418,215	\$264,646	63.28%	\$199,121	47.61%	\$29,840	7.14%	\$51,742	12.37%	\$117,539	28.10%
Eagles Aerie 287 Brainerd	Brainerd	627	\$714,389	\$590,249	\$124,141	\$82,625	66.56%	\$57,143	46.03%	\$28,042	22.59%	\$12,778	10.29%	\$16,323	13.15%
Eagles Aerie 3063 Runestone Ale	Alexandria	46	\$2,093,188	\$1,731,258	\$361,930	\$185,390	51.22%	\$172,277	47.60%	\$41,181	11.38%	\$30,064	8.31%	\$101,032	27.91%
Eagles Aerie 3208 Richfield Bloo	Bloomington	757	\$1,127,393	\$905,989	\$221,404	\$122,691	55.41%	\$113,997	51.49%	\$45,765	20.67%	\$26,755	12.08%	\$41,477	18.73%
Eagles Aerie 3264 Elk River	Elk River	668	\$787,734	\$666,423	\$121,311	\$60,883	50.19%	\$58,657	48.35%	\$31,541	26.00%	\$5,395	4.45%	\$21,721	17.91%
Eagles Aerie 3282 Worthington	Worthington	395	\$141,127	\$100,994	\$40,133	\$11,671	29.08%	\$25,241	62.89%	\$4,560	11.36%	\$15,766	39.28%	\$4,915	12.25%
Eagles Aerie 3394 Fairmont	Fairmont	122	\$76,072	\$57,195	\$18,877	\$5,402	28.62%	\$8,530	45.19%	\$600	3.18%	\$5,737	30.39%	\$2,193	11.62%
Eagles Aerie 3403 Luverne	Luverne	258	\$144,639	\$106,453	\$38,186	\$14,427	37.78%	\$26,717	69.97%	\$8,735	22.87%	\$15,100	39.54%	\$2,882	7.55%
Eagles Aerie 3405 Marshall	Marshall	237	\$128,240	\$84,703	\$43,537	\$19,594	45.01%	\$23,898	54.89%	\$16,750	38.47%	\$3,161	7.26%	\$3,987	9.16%
Eagles Aerie 3420	St. James	323	\$582,469	\$479,789	\$102,680	\$73,670	71.75%	\$41,211	40.14%	\$9,627	9.38%	\$15,914	15.50%	\$15,670	15.26%
Eagles Aerie 3424 Litchfield	Litchfield	645	\$344,688	\$288,323	\$56,365	\$26,356	46.76%	\$29,886	53.02%	\$10,254	18.19%	\$11,229	19.92%	\$8,403	14.91%
Eagles Aerie 3486 Karlstad	Karlstad	1585	\$177,522	\$137,528	\$39,994	\$10,423	26.06%	\$30,290	75.74%	\$21,826	54.57%	\$3,563	8.91%	\$4,901	12.25%
Eagles Aerie 350 Dacotah East Gr	East Grand Fork	543	\$1,182,654	\$965,582	\$217,072	\$101,750	46.87%	\$74,540	34.34%	\$4,625	2.13%	\$27,485	12.66%	\$42,430	19.55%
Eagles Aerie 3718 New Brighton	New Brighton	541	\$1,142,085	\$968,545	\$173,541	\$93,372	53.80%	\$76,018	43.80%	\$4,285	2.47%	\$31,094	17.92%	\$40,639	23.42%
Eagles Aerie 3882 Roseau	Roseau	119	\$76,583	\$64,605	\$11,978	\$23,577	196.84%	\$10,982	91.68%	(\$101)	-0.84%	\$10,083	84.18%	\$1,000	8.35%
Eagles Aerie 3918 Tracy	Tracy	326	\$61,738	\$49,130	\$12,608	\$5,469	43.38%	\$8,264	65.55%	\$4,015	31.84%	\$2,428	19.26%	\$1,821	14.44%
Eagles Aerie 4031 Farmington	Farmington	1264	\$747,596	\$603,373	\$144,223	\$77,786	53.93%	\$77,022	53.40%	\$15,725	10.90%	\$42,967	29.79%	\$18,330	12.71%
Eagles Aerie 4120 Shakopee	Shakopee	1623	\$638,709	\$521,129	\$117,580	\$78,538	66.80%	\$35,587	30.27%	\$15,255	12.97%	\$4,477	3.81%	\$15,855	13.48%
Eagles Aerie 620 Morris	Morris	260	\$510,837	\$431,079	\$79,758	\$48,853	61.25%	\$24,793	31.09%	\$10,349	12.98%	\$2,969	3.72%	\$11,475	14.39%
Eagles Aerie 622 St. Cloud	St. Cloud	381	\$992,246	\$788,848	\$205,398	\$141,776	69.03%	\$82,867	40.34%	\$25,146	12.24%	\$26,486	12.89%	\$31,235	15.21%
Eagles Aerie 703 Lookout Austin	Austin	412	\$774,474	\$607,431	\$167,043	\$86,493	51.78%	\$77,808	46.58%	\$6,127	3.67%	\$50,051	29.96%	\$21,630	12.95%

FY2010 Lawful (Charitable) Gambling Report to Legislature - Alpha by Organization

Organization Name	City	License #	Gross Receipts	Prizes	Net Receipts	Allowable Expenses	Allowable Expenses %	Total Lawful Purpose	Total Lawful Purpose %	Charitable Donations	Charitable Donations %	Other Lawful Purpose	Other Lawful Purpose %	Taxes and Fees	Taxes and Fees %
Eagles Aerie 870 Park Rapids	Park Rapids	277	\$1,701,159	\$1,504,976	\$196,183	\$110,021	56.08%	\$77,606	39.56%	\$1,207	0.62%	\$0	0.00%	\$76,399	38.94%
Eagles Aerie 873 Crookston	Crookston	449	\$934,870	\$797,343	\$137,527	\$78,103	56.79%	\$60,102	43.70%	\$9,438	6.86%	\$22,587	16.42%	\$28,077	20.42%
Eagles Aerie 94 Stillwater	Stillwater	259	\$2,074,535	\$1,752,887	\$321,648	\$162,310	50.46%	\$146,705	45.61%	\$19,744	6.14%	\$22,602	7.03%	\$104,359	32.45%
East Grand Forks Blue Line Club	East Grand Fork	1656	\$168,086	\$114,332	\$53,754	\$17,704	32.94%	\$14,423	26.83%	\$10,118	18.82%	\$0	0.00%	\$4,305	8.01%
East Hubbard Co Fire Dist	Akeley	5312	\$452,697	\$388,413	\$64,284	\$32,288	50.23%	\$28,752	44.73%	\$20,165	31.37%	\$0	0.00%	\$8,587	13.36%
Eastern Morrison County 4 Wheel	Pierz	5106	\$521,689	\$407,855	\$113,734	\$71,416	62.79%	\$38,802	34.12%	\$26,962	23.71%	\$0	0.00%	\$11,840	10.41%
Eastview Hockey Assoc	Apple Valley	36438	\$1,298,800	\$1,054,717	\$244,083	\$103,145	42.26%	\$101,528	41.60%	\$45,000	18.44%	\$0	0.00%	\$56,528	23.16%
Eden Valley Lions Club	Eden Valley	1530	\$941,825	\$740,575	\$201,250	\$99,080	49.23%	\$96,303	47.85%	\$67,721	33.65%	\$0	0.00%	\$28,582	14.20%
Edinburgh USA Pro Am Foundatio	Brooklyn Park	36222	\$3,508,860	\$3,011,166	\$497,694	\$268,163	53.88%	\$211,973	42.59%	\$0	0.00%	\$0	0.00%	\$211,973	42.59%
Edison Community Sports Founda	Minneapolis	1861	\$798,961	\$633,772	\$165,189	\$135,291	81.90%	\$47,582	28.80%	\$26,100	15.80%	\$0	0.00%	\$21,482	13.00%
Eitzen Fire & Rescue Association I	Eitzen	32660	\$89,893	\$71,375	\$18,518	\$6,860	37.05%	\$12,330	66.58%	\$10,000	54.00%	\$0	0.00%	\$2,330	12.58%
Elba Snowbirds	Plainview	4861	\$779,546	\$660,697	\$118,849	\$75,575	63.59%	\$36,315	30.56%	\$14,404	12.12%	\$0	0.00%	\$21,911	18.44%
Elbow Lake Firemens Relief Asso	Elbow Lake	1968	\$637,975	\$520,654	\$117,321	\$64,336	54.84%	\$55,020	46.90%	\$38,437	32.76%	\$0	0.00%	\$16,583	14.13%
Elizabeth Fire Dept Relief Assoc	Elizabeth	1686	\$409,237	\$338,860	\$70,376	\$30,687	43.60%	\$42,498	60.39%	\$33,302	47.32%	\$0	0.00%	\$9,196	13.07%
Elk Lake Easy Riders	Zimmerman	4181	\$426,634	\$335,375	\$91,259	\$65,893	72.20%	\$37,341	40.92%	\$27,221	29.83%	\$0	0.00%	\$10,120	11.09%
Elk River Lions Club	Elk River	2257	\$3,572,562	\$3,052,328	\$520,234	\$283,915	54.57%	\$242,536	46.62%	\$35,550	6.83%	\$0	0.00%	\$206,986	39.79%
Elk River Youth Hockey Assoc	Elk River	1536	\$1,633,633	\$1,349,226	\$284,408	\$166,568	58.57%	\$117,483	41.31%	\$35,000	12.31%	\$0	0.00%	\$82,483	29.00%
Elko Baseball Club	Elko New Marke	2943	\$382,210	\$295,463	\$86,747	\$58,036	66.90%	\$36,395	41.96%	\$28,767	33.16%	\$0	0.00%	\$7,628	8.79%
Elks Lodge 1003 Virginia	Virginia	1191	\$674,613	\$562,079	\$112,534	\$69,675	61.91%	\$47,563	42.27%	\$12,620	11.21%	\$20,938	18.61%	\$14,005	12.45%
Elks Lodge 1091 Rochester	Rochester	288	\$265,991	\$214,512	\$51,479	\$36,419	70.75%	\$20,670	40.15%	\$15,646	30.39%	\$0	0.00%	\$5,024	9.76%
Elks Lodge 1161 Eveleth	Eveleth	1637	\$95,496	\$74,160	\$21,336	\$8,890	41.67%	\$11,980	56.15%	\$6,283	29.45%	\$2,575	12.07%	\$3,122	14.63%
Elks Lodge 1166 Faribault	Faribault	872	\$248,898	\$196,566	\$52,332	\$39,087	74.69%	\$23,438	44.79%	\$18,285	34.94%	\$0	0.00%	\$5,153	9.85%
Elks Lodge 1308 Thief River Falls	Thief River Falls	358	\$279,881	\$212,094	\$67,787	\$17,876	26.37%	\$44,773	66.05%	\$20,750	30.61%	\$15,528	22.91%	\$8,495	12.53%
Elks Lodge 133 Duluth	Duluth	1001	\$123,262	\$109,248	\$14,014	\$12,620	90.05%	\$8,530	60.87%	\$5,154	36.78%	\$0	0.00%	\$3,376	24.09%
Elks Lodge 1395 Owatonna	Owatonna	1169	\$527,247	\$419,732	\$107,515	\$49,411	45.96%	\$62,318	57.96%	\$16,741	15.57%	\$33,441	31.10%	\$12,136	11.29%
Elks Lodge 1685 Alexandria	Alexandria	1110	\$1,059,453	\$873,759	\$185,695	\$112,929	60.81%	\$59,969	32.29%	\$15,114	8.14%	\$11,100	5.98%	\$33,755	18.18%
Elks Lodge 179 Stillwater	Stillwater	1058	\$623,563	\$495,331	\$128,232	\$81,534	63.58%	\$50,054	39.03%	\$35,633	27.79%	\$0	0.00%	\$14,421	11.25%
Elks Lodge 2221 Hopkins	Hopkins	365	\$341,498	\$282,890	\$58,608	\$36,466	62.22%	\$22,074	37.66%	\$8,475	14.46%	\$6,186	10.55%	\$7,413	12.65%
Elks Lodge 2287 Worthington	Worthington	192	\$75,796	\$64,929	\$10,867	\$7,843	72.17%	\$5,450	50.15%	\$1,957	18.01%	\$1,250	11.50%	\$2,243	20.64%
Elks Lodge 2386 Wadena	Wadena	802	\$785,787	\$666,972	\$118,815	\$60,144	50.62%	\$63,653	53.57%	\$34,476	29.02%	\$7,215	6.07%	\$21,962	18.48%
Elks Lodge 2427 Hutchinson	Hutchinson	196	\$301,497	\$227,225	\$74,273	\$38,520	51.86%	\$28,322	38.13%	\$6,617	8.91%	\$13,862	18.66%	\$7,843	10.56%
Elks Lodge 327 Winona	Goodview	546	\$362,613	\$268,381	\$94,232	\$33,315	35.35%	\$64,748	68.71%	\$38,972	41.36%	\$15,300	16.24%	\$10,476	11.12%
Elks Lodge 414 Austin	Austin	842	\$802,243	\$631,142	\$172,101	\$117,520	68.29%	\$71,964	41.81%	\$9,770	5.68%	\$30,372	17.65%	\$31,822	18.49%

FY2010 Lawful (Charitable) Gambling Report to Legislature - Alpha by Organization

Organization Name	City	License #	Gross Receipts	Prizes	Net Receipts	Allowable Expenses	Allowable Expenses %	Total Lawful Purpose	Total Lawful Purpose %	Charitable Donations	Charitable Donations %	Other Lawful Purpose	Other Lawful Purpose %	Taxes and Fees	Taxes and Fees %
Elks Lodge 44 Minneapolis	Brooklyn Park	244	\$1,131,619	\$959,778	\$171,841	\$98,910	57.56%	\$80,031	46.57%	\$38,478	22.39%	\$0	0.00%	\$41,553	24.18%
Elks Lodge 615 Brainerd	Brainerd	496	\$62,560	\$49,580	\$12,980	\$9,890	76.19%	\$7,435	57.28%	\$5,500	42.37%	\$0	0.00%	\$1,935	14.91%
Elks Lodge 845 Red Wing	Red Wing	979	\$354,043	\$301,627	\$52,416	\$35,090	66.95%	\$28,196	53.79%	\$14,878	28.38%	\$5,982	11.41%	\$7,336	14.00%
Elks Lodge 952 Willmar	Willmar	398	\$229,008	\$200,726	\$28,282	\$13,305	47.04%	\$20,596	72.82%	\$15,304	54.11%	\$348	1.23%	\$4,944	17.48%
Ellendale Fire Dept Relief Assoc	Ellendale	3761	\$261,380	\$211,800	\$49,580	\$24,849	50.12%	\$33,261	67.09%	\$28,513	57.51%	\$0	0.00%	\$4,748	9.58%
Elrosa Baseball Club	Elrosa	1955	\$306,208	\$249,411	\$56,797	\$23,785	41.88%	\$29,495	51.93%	\$22,889	40.30%	\$0	0.00%	\$6,606	11.63%
Elrosa Commercial Club	Elrosa	1904	\$56,686	\$45,905	\$10,781	\$12,189	113.06%	\$5,607	52.01%	\$4,426	41.05%	\$0	0.00%	\$1,181	10.95%
Ely Blue Line Club	Ely	1129	\$183,298	\$153,694	\$29,606	\$16,057	54.24%	\$13,085	44.20%	\$8,464	28.59%	\$0	0.00%	\$4,621	15.61%
Ely Igloo Snowmobile Club	Ely	4652	\$221,777	\$166,298	\$55,478	\$22,146	39.92%	\$34,611	62.39%	\$19,038	34.32%	\$8,497	15.32%	\$7,076	12.75%
Ely Winton Rod and Gun Club	Winton	4828	\$635,921	\$538,734	\$97,187	\$54,033	55.60%	\$39,234	40.37%	\$4,773	4.91%	\$17,010	17.50%	\$17,451	17.96%
Elysian Fire Dept Relief Assoc	Elysian	2222	\$228,379	\$175,610	\$52,769	\$31,212	59.15%	\$24,309	46.07%	\$19,467	36.89%	\$0	0.00%	\$4,842	9.18%
Emily Firemans Relief Assoc	Emily	2215	\$333,508	\$251,844	\$81,664	\$47,923	58.68%	\$34,838	42.66%	\$27,425	33.58%	\$0	0.00%	\$7,413	9.08%
Essig Baseball Club	Sleepy Eye	1614	\$379,478	\$298,950	\$80,528	\$34,623	42.99%	\$45,444	56.43%	\$37,183	46.17%	\$0	0.00%	\$8,261	10.26%
Evansville Firemens Relief Assoc	Evansville	2399	\$595,434	\$506,206	\$89,228	\$43,348	48.58%	\$53,059	59.46%	\$35,018	39.25%	\$0	0.00%	\$18,041	20.22%
Fairfax Baseball Assoc	Fairfax	2240	\$145,497	\$116,780	\$28,717	\$13,241	46.11%	\$11,646	40.55%	\$8,272	28.81%	\$0	0.00%	\$3,374	11.75%
Fairmont Fire Department Relief A	Fairmont	3050	\$560,960	\$467,166	\$93,794	\$51,953	55.39%	\$35,991	38.37%	\$23,601	25.16%	\$0	0.00%	\$12,390	13.21%
Fairmont Youth Hockey Assoc	Fairmont	1209	\$3,099,957	\$2,591,558	\$508,399	\$266,739	52.47%	\$244,114	48.02%	\$72,165	14.19%	\$0	0.00%	\$171,949	33.82%
Faribault Hockey Assoc	Faribault	3911	\$559,135	\$405,233	\$153,902	\$57,432	37.32%	\$107,537	69.87%	\$83,281	54.11%	\$0	0.00%	\$24,256	15.76%
Faribault Wrestling Club	Faribault	7193	\$94,597	\$72,954	\$21,643	\$9,685	44.75%	\$10,473	48.39%	\$6,954	32.13%	\$0	0.00%	\$3,519	16.26%
Farmington Youth Hockey Associa	Farmington	3762	\$1,095,786	\$947,219	\$148,567	\$105,451	70.98%	\$50,046	33.69%	\$10,000	6.73%	\$0	0.00%	\$40,046	26.95%
Fergus Falls Hockey Assoc	Fergus Falls	2107	\$341,476	\$261,806	\$79,670	\$52,720	66.17%	\$25,315	31.77%	\$19,500	24.48%	\$0	0.00%	\$5,815	7.30%
Fertile Firemen's Relief Associatio	Fertile	1871	\$1,080,088	\$929,484	\$150,603	\$67,138	44.58%	\$85,440	56.73%	\$43,649	28.98%	\$0	0.00%	\$41,791	27.75%
Festival & Heritage Foundation St.	St. Paul	4985	\$1,030,680	\$806,684	\$223,997	\$164,684	73.52%	\$70,438	31.45%	\$31,889	14.24%	\$0	0.00%	\$38,549	17.21%
Fifty Lakes Fire Relief Assoc	Fifty Lakes	1732	\$473,939	\$392,936	\$81,004	\$47,282	58.37%	\$36,990	45.66%	\$26,880	33.18%	\$0	0.00%	\$10,110	12.48%
Finlayson Lions Club	Finlayson	2158	\$607,600	\$517,232	\$90,368	\$39,895	44.15%	\$42,379	46.90%	\$30,500	33.75%	\$0	0.00%	\$11,879	13.15%
Floodwood Business & Communit	Floodwood	35753	\$192,347	\$156,918	\$35,429	\$19,570	55.24%	\$22,522	63.57%	\$16,682	47.09%	\$0	0.00%	\$5,840	16.48%
Flyer Athletic Boosters	Little Falls	35880	\$360,170	\$290,548	\$69,622	\$39,938	57.36%	\$28,883	41.49%	\$20,061	28.81%	\$0	0.00%	\$8,822	12.67%
Forada Firemens Relief Associatio	Alexandria	1879	\$658,136	\$542,198	\$115,938	\$69,970	60.35%	\$50,817	43.83%	\$34,557	29.81%	\$0	0.00%	\$16,260	14.02%
Forest Lake Athletic Assoc	Forest Lake	4354	\$2,571,511	\$1,982,263	\$589,248	\$297,432	50.48%	\$465,889	79.07%	\$317,610	53.90%	\$4,400	0.75%	\$143,879	24.42%
Foreston Firemens Relief Assoc	Foreston	754	\$275,540	\$220,388	\$55,151	\$40,739	73.87%	\$15,849	28.74%	\$9,575	17.36%	\$0	0.00%	\$6,274	11.38%
Fountain Firefighters Relief Assoc	Fountain	3105	\$628,914	\$520,953	\$107,961	\$53,692	49.73%	\$47,921	44.39%	\$33,491	31.02%	\$0	0.00%	\$14,430	13.37%
Fourtown Grygla Sportsman Club	Thief River Falls	2435	\$25,282	\$14,112	\$10,841	\$5,338	49.24%	\$3,836	35.38%	\$2,825	26.06%	\$0	0.00%	\$1,011	9.33%
Fox Lake Conservation League In	Sherburn	5344	\$1,901,944	\$1,616,072	\$285,873	\$137,750	48.19%	\$132,455	46.33%	\$37,802	13.22%	\$0	0.00%	\$94,653	33.11%

FY2010 Lawful (Charitable) Gambling Report to Legislature - Alpha by Organization

Organization Name	City	License #	Gross Receipts	Prizes	Net Receipts	Allowable Expenses	Allowable Expenses %	Total Lawful Purpose	Total Lawful Purpose %	Charitable Donations	Charitable Donations %	Other Lawful Purpose	Other Lawful Purpose %	Taxes and Fees	Taxes and Fees %
Foxtailers Snowmobile Club	St. Michael	4858	\$147,386	\$117,593	\$29,793	\$16,770	56.29%	\$14,025	47.07%	\$10,657	35.77%	\$0	0.00%	\$3,368	11.30%
Franklin Fire Relief Assoc	Franklin	4852	\$229,458	\$190,114	\$39,344	\$14,598	37.10%	\$17,393	44.21%	\$12,600	32.03%	\$0	0.00%	\$4,793	12.18%
Franklin Lions Club	Franklin	2804	\$136,842	\$113,249	\$23,593	\$13,635	57.79%	\$8,939	37.89%	\$5,950	25.22%	\$0	0.00%	\$2,989	12.67%
Fraternal Order of Police Minn Lod	Inver Grove Hei	5453	\$681,382	\$551,837	\$129,545	\$86,024	66.40%	\$49,145	37.94%	\$34,165	26.37%	\$0	0.00%	\$14,980	11.56%
Frazee Lions Club	Frazee	1763	\$723,368	\$602,550	\$120,818	\$83,445	69.07%	\$39,482	32.68%	\$23,641	19.57%	\$0	0.00%	\$15,841	13.11%
Freeport Lions Club	Freeport	1465	\$989,242	\$830,936	\$158,306	\$70,912	44.79%	\$82,875	52.35%	\$48,178	30.43%	\$0	0.00%	\$34,697	21.92%
Fridley Lions Club	Fridley	306	\$3,764,317	\$3,111,653	\$652,664	\$307,660	47.14%	\$324,587	49.73%	\$78,880	12.09%	\$0	0.00%	\$245,707	37.65%
Friends of the Belle Plaine Library	Belle Plaine	3520	\$556,334	\$475,601	\$80,733	\$57,898	71.72%	\$30,540	37.83%	\$20,500	25.39%	\$0	0.00%	\$10,040	12.44%
Frontenac Sportsman Club	Frontenac	3000	\$250,224	\$193,869	\$56,354	\$27,889	49.49%	\$27,397	48.62%	\$21,755	38.60%	\$0	0.00%	\$5,642	10.01%
Garfield Fire Department Relief As	Garfield	2757	\$1,289,263	\$1,070,828	\$218,435	\$91,616	41.94%	\$125,969	57.67%	\$69,804	31.96%	\$0	0.00%	\$56,165	25.71%
Garrison Commercial Club	Garrison	2666	\$568,073	\$454,761	\$113,311	\$61,314	54.11%	\$43,919	38.76%	\$14,184	12.52%	\$15,684	13.84%	\$14,051	12.40%
Garrison Lions Club	Garrison	1449	\$281,361	\$214,375	\$66,986	\$60,314	90.04%	\$8,544	12.75%	\$2,886	4.31%	\$0	0.00%	\$5,658	8.45%
Garrison Vol Fire Dept Relief Asso	Garrison	1962	\$200,628	\$163,229	\$37,398	\$28,993	77.53%	\$14,764	39.48%	\$10,000	26.74%	\$0	0.00%	\$4,764	12.74%
Gaylord Fire Dept Relief Assoc	Gaylord	2541	\$512,337	\$425,861	\$86,476	\$41,027	47.44%	\$41,646	48.16%	\$25,724	29.75%	\$5,000	5.78%	\$10,922	12.63%
Gaylord Game Protective League	Gaylord	32323	\$567,022	\$463,995	\$103,026	\$51,144	49.64%	\$36,826	35.74%	\$17,885	17.36%	\$6,289	6.10%	\$12,652	12.28%
Gibbon Lions Club	Gibbon	5807	\$256,975	\$207,919	\$49,056	\$30,146	61.45%	\$19,365	39.48%	\$13,656	27.84%	\$0	0.00%	\$5,709	11.64%
Gilbert Fire Department Relief Ass	Gilbert	5549	\$277,750	\$244,286	\$33,464	\$24,713	73.85%	\$7,523	22.48%	\$1,900	5.68%	\$0	0.00%	\$5,623	16.80%
Glen Avon Hockey Club	Duluth	2883	\$622,769	\$498,724	\$124,045	\$91,211	73.53%	\$37,427	30.17%	\$19,656	15.85%	\$0	0.00%	\$17,771	14.33%
Glencoe Lions Club	Glencoe	2235	\$448,537	\$366,176	\$82,361	\$62,180	75.50%	\$28,416	34.50%	\$20,931	25.41%	\$0	0.00%	\$7,485	9.09%
Glenwood Fire Dept Relief Assoc	Glenwood	1480	\$1,100,378	\$903,960	\$196,418	\$130,763	66.57%	\$68,117	34.68%	\$27,829	14.17%	\$0	0.00%	\$40,288	20.51%
Gnesen Volunteer Fire Departmen	Duluth	662	\$756,868	\$629,971	\$126,897	\$78,094	61.54%	\$48,524	38.24%	\$28,851	22.74%	\$0	0.00%	\$19,673	15.50%
Gonvick Lions Club	Gonvick	2125	\$135,699	\$109,432	\$26,267	\$16,924	64.43%	\$11,506	43.80%	\$8,500	32.36%	\$0	0.00%	\$3,006	11.44%
Good Thunder Fire Dept Relief As	Good Thunder	2149	\$437,202	\$362,254	\$74,948	\$42,860	57.19%	\$43,777	58.41%	\$35,081	46.81%	\$0	0.00%	\$8,696	11.60%
Goodhue Lions Club	Goodhue	25001	\$512,906	\$414,513	\$98,393	\$39,728	40.38%	\$57,890	58.84%	\$46,586	47.35%	\$0	0.00%	\$11,304	11.49%
Goodridge Area Development	Goodridge	173	\$269,379	\$222,150	\$47,229	\$30,189	63.92%	\$24,564	52.01%	\$18,980	40.19%	\$0	0.00%	\$5,584	11.82%
Goodview Activity Group	Winona	1002	\$2,109,891	\$1,745,812	\$364,079	\$204,578	56.19%	\$156,650	43.03%	\$44,913	12.34%	\$0	0.00%	\$111,737	30.69%
Goodview Winona Area Hockey A	Winona	2090	\$1,361,218	\$1,115,051	\$246,167	\$117,849	47.87%	\$140,021	56.88%	\$83,870	34.07%	\$0	0.00%	\$56,151	22.81%
Grand Rapids Amateur Hockey As	Grand Rapids	2682	\$912,636	\$657,743	\$254,893	\$146,164	57.34%	\$94,486	37.07%	\$66,321	26.02%	\$0	0.00%	\$28,165	11.05%
Grandy Lions Club	Grandy	2829	\$650,465	\$524,832	\$125,633	\$75,601	60.18%	\$62,906	50.07%	\$46,510	37.02%	\$0	0.00%	\$16,396	13.05%
Green Isle Firemens Relief Assoc	Green Isle	2584	\$135,512	\$103,377	\$32,135	\$21,621	67.28%	\$10,877	33.85%	\$7,630	23.74%	\$0	0.00%	\$3,247	10.10%
Greenwald Community Recreation	Greenwald	888	\$324,385	\$270,935	\$53,450	\$25,326	47.38%	\$28,406	53.14%	\$22,050	41.25%	\$0	0.00%	\$6,356	11.89%
Greenway Lions Club	Bovey	1504	\$427,328	\$341,134	\$86,195	\$56,389	65.42%	\$30,798	35.73%	\$21,143	24.53%	\$0	0.00%	\$9,655	11.20%
Grey Eagle Burtrum Lions Club	Grey Eagle	1292	\$780,640	\$613,982	\$166,658	\$72,392	43.44%	\$97,903	58.74%	\$75,491	45.30%	\$0	0.00%	\$22,412	13.45%

FY2010 Lawful (Charitable) Gambling Report to Legislature - Alpha by Organization

Organization Name	City	License #	Gross Receipts	Prizes	Net Receipts	Allowable Expenses	Allowable Expenses %	Total Lawful Purpose	Total Lawful Purpose %	Charitable Donations	Charitable Donations %	Other Lawful Purpose	Other Lawful Purpose %	Taxes and Fees	Taxes and Fees %
Grygla Gatzke Jaycees	Grygla	953	\$139,930	\$119,292	\$20,638	\$20,257	98.15%	\$7,368	35.70%	\$4,186	20.28%	\$0	0.00%	\$3,182	15.42%
Grygla Lions Club	Grygla	782	\$188,974	\$160,014	\$28,960	\$20,352	70.28%	\$13,662	47.18%	\$9,346	32.27%	\$0	0.00%	\$4,316	14.90%
Hackensack Lions Club	Hackensack	1740	\$561,006	\$492,045	\$68,961	\$36,653	53.15%	\$39,251	56.92%	\$27,192	39.43%	\$0	0.00%	\$12,059	17.49%
Hackensack Vol Fire Department	Hackensack	2654	\$378,666	\$318,821	\$59,845	\$39,643	66.24%	\$33,219	55.51%	\$25,000	41.77%	\$0	0.00%	\$8,219	13.73%
Hadley Lions Club	Hadley	2492	\$50,124	\$40,778	\$9,346	\$6,209	66.43%	\$3,003	32.13%	\$1,573	16.83%	\$0	0.00%	\$1,430	15.30%
Halstad Firemens Benefit Assoc	Halstad	2609	\$287,587	\$241,761	\$45,826	\$22,320	48.71%	\$18,779	40.98%	\$13,500	29.46%	\$0	0.00%	\$5,279	11.52%
Ham Lake Chamber of Commerce	Ham Lake	2948	\$2,093,973	\$1,706,521	\$387,452	\$285,797	73.76%	\$128,067	33.05%	\$22,164	5.72%	\$0	0.00%	\$105,903	27.33%
Ham Lake Lions Club	Cedar	2618	\$313,874	\$262,242	\$51,632	\$43,664	84.57%	\$10,603	20.54%	\$3,010	5.83%	\$0	0.00%	\$7,593	14.71%
Hamburg Fire Dept Relief Assoc	Hamburg	2329	\$163,518	\$124,560	\$38,957	\$21,759	55.85%	\$20,058	51.49%	\$16,350	41.97%	\$0	0.00%	\$3,708	9.52%
Hamel Lions Club	Hamel	3851	\$989,119	\$792,820	\$196,299	\$117,444	59.83%	\$63,503	32.35%	\$33,732	17.18%	\$0	0.00%	\$29,771	15.17%
Hamel Vol Fire Relief Assoc	Hamel	1926	\$517,218	\$420,035	\$97,183	\$58,094	59.78%	\$40,741	41.92%	\$30,150	31.02%	\$0	0.00%	\$10,591	10.90%
Hancock Firemen's Relief Assoc	Hancock	5472	\$202,310	\$161,135	\$41,175	\$25,884	62.86%	\$9,714	23.59%	\$4,850	11.78%	\$0	0.00%	\$4,864	11.81%
Hanley Falls Firemens Relief Asso	Hanley Falls	2791	\$93,887	\$74,876	\$19,011	\$13,470	70.85%	\$11,703	61.56%	\$9,369	49.28%	\$0	0.00%	\$2,334	12.28%
Hanover Athletic Assoc	Hanover	2415	\$6,329,130	\$5,359,304	\$969,826	\$435,162	44.87%	\$511,220	52.71%	\$118,141	12.18%	\$0	0.00%	\$393,079	40.53%
Hanover Lions Club	Hanover	591	\$888,454	\$763,297	\$125,157	\$83,076	66.38%	\$45,496	36.35%	\$18,352	14.66%	\$0	0.00%	\$27,144	21.69%
Hanska Baseball Assoc	Hanska	2461	\$408,808	\$324,751	\$84,058	\$39,327	46.79%	\$42,914	51.05%	\$33,853	40.27%	\$0	0.00%	\$9,061	10.78%
Harding Lastrup Snodusters Snow	Hillman	2716	\$246,676	\$210,697	\$35,979	\$30,109	83.68%	\$19,042	52.93%	\$16,352	45.45%	\$0	0.00%	\$2,690	7.48%
Harding Sportsmen's Club	Brainerd	2269	\$178,399	\$144,729	\$33,670	\$17,849	53.01%	\$9,842	29.23%	\$6,373	18.93%	\$0	0.00%	\$3,469	10.30%
Harmony Fire Relief Assoc	Harmony	4184	\$246,094	\$195,330	\$50,764	\$32,985	64.98%	\$32,585	64.19%	\$27,033	53.25%	\$0	0.00%	\$5,552	10.94%
Hartland Firemens Relief Assoc	Hartland	35378	\$246,974	\$208,622	\$38,352	\$16,613	43.32%	\$8,029	20.94%	\$233	0.61%	\$0	0.00%	\$7,796	20.33%
Hawks Baseball Club	Eden Valley	2120	\$128,597	\$105,689	\$22,908	\$16,298	71.15%	\$10,059	43.91%	\$7,499	32.74%	\$0	0.00%	\$2,560	11.18%
Hawley Firemens Relief Assoc	Hawley	2860	\$829,937	\$692,057	\$137,880	\$82,984	60.19%	\$54,212	39.32%	\$30,418	22.06%	\$0	0.00%	\$23,794	17.26%
Hayfield Commercial Club	Hayfield	2310	\$249,144	\$212,138	\$37,006	\$23,686	64.01%	\$20,004	54.06%	\$14,426	38.98%	\$0	0.00%	\$5,578	15.07%
Hayfield Fire Relief Assoc	Hayfield	2807	\$132,074	\$107,650	\$24,424	\$15,175	62.13%	\$10,720	43.89%	\$7,800	31.94%	\$0	0.00%	\$2,920	11.96%
Hayward Fire Department Relief A	Albert Lea	2869	\$236,214	\$178,205	\$58,009	\$33,775	58.22%	\$25,086	43.25%	\$21,696	37.40%	\$0	0.00%	\$3,390	5.84%
Heartland Animal Rescue Team	Brainerd	4797	\$1,181,420	\$954,114	\$227,306	\$135,951	59.81%	\$89,091	39.19%	\$40,817	17.96%	\$0	0.00%	\$48,274	21.24%
Heather Curling Club	Mapleton	4760	\$155,002	\$124,710	\$30,292	\$18,845	62.21%	\$16,289	53.77%	\$9,679	31.95%	\$2,898	9.57%	\$3,712	12.25%
Hector Volunteer Fire Dept	Hector	3169	\$292,201	\$234,232	\$57,968	\$30,073	51.88%	\$23,804	41.06%	\$16,908	29.17%	\$0	0.00%	\$6,896	11.90%
Henderson Fire Dept Relief Assoc	Henderson	2409	\$451,174	\$384,507	\$66,666	\$32,670	49.01%	\$39,111	58.67%	\$30,305	45.46%	\$0	0.00%	\$8,806	13.21%
Henderson Lions Club	Henderson	2647	\$60,063	\$44,991	\$15,072	\$5,018	33.29%	\$9,297	61.68%	\$7,680	50.96%	\$0	0.00%	\$1,617	10.73%
Heritage Community Center	Thief River Falls	175	\$38,716	\$28,630	\$10,086	\$1,169	11.59%	\$8,882	88.06%	\$7,720	76.54%	\$0	0.00%	\$1,162	11.52%
Herman Development Corp	Herman	2977	\$243,967	\$204,796	\$39,171	\$22,970	58.64%	\$13,694	34.96%	\$8,600	21.96%	\$0	0.00%	\$5,094	13.00%
Hermantown Amateur Hockey Ass	Hermantown	2165	\$1,487,197	\$1,207,146	\$280,051	\$134,778	48.13%	\$136,589	48.77%	\$70,161	25.05%	\$0	0.00%	\$66,428	23.72%

FY2010 Lawful (Charitable) Gambling Report to Legislature - Alpha by Organization

Organization Name	City	License #	Gross Receipts	Prizes	Net Receipts	Allowable Expenses	Allowable Expenses %	Total Lawful Purpose	Total Lawful Purpose %	Charitable Donations	Charitable Donations %	Other Lawful Purpose	Other Lawful Purpose %	Taxes and Fees	Taxes and Fees %
Hermantown Youth Soccer Assoc	Hermantown	3182	\$838,844	\$680,557	\$158,287	\$95,198	60.14%	\$50,580	31.95%	\$26,395	16.68%	\$0	0.00%	\$24,185	15.28%
Hiawatha Sno Seekers	Dover	4463	\$1,699,778	\$1,353,907	\$345,871	\$177,173	51.23%	\$136,490	39.46%	\$52,122	15.07%	\$791	0.23%	\$83,577	24.16%
Hibbing Youth Hockey Assoc	Hibbing	1521	\$626,606	\$514,768	\$111,838	\$87,262	78.03%	\$39,260	35.10%	\$26,079	23.32%	\$0	0.00%	\$13,181	11.79%
Highland Business Assoc	St. Paul	62220	\$127,981	\$99,931	\$28,050	\$20,432	72.84%	\$16,096	57.38%	\$12,366	44.09%	\$0	0.00%	\$3,730	13.30%
Hill City Firemens Relief Assoc	Hill City	1157	\$728,201	\$640,572	\$87,629	\$43,384	49.51%	\$56,762	64.78%	\$38,340	43.75%	\$0	0.00%	\$18,422	21.02%
Hill City Lions Club	Hill City	4089	\$260,373	\$211,610	\$48,763	\$23,194	47.56%	\$25,366	52.02%	\$19,699	40.40%	\$0	0.00%	\$5,667	11.62%
Hill Murray Father Club	Maplewood	4098	\$1,175,288	\$948,264	\$227,024	\$120,684	53.16%	\$99,883	44.00%	\$54,469	23.99%	\$0	0.00%	\$45,414	20.00%
Hill Murray Mothers Club	Maplewood	4435	\$1,939,155	\$1,623,954	\$315,201	\$163,125	51.75%	\$142,328	45.15%	\$40,399	12.82%	\$0	0.00%	\$101,929	32.34%
Hinckley Lions Club	Hinckley	1803	\$666,937	\$523,829	\$143,108	\$99,730	69.69%	\$41,166	28.77%	\$26,093	18.23%	\$0	0.00%	\$15,073	10.53%
Hinckley Pine City Flames Snowm	Pine City	4385	\$556,232	\$440,101	\$116,131	\$79,596	68.54%	\$35,996	31.00%	\$24,200	20.84%	\$0	0.00%	\$11,796	10.16%
Hitterdal Lions Club	Hitterdal	2015	\$450,683	\$389,003	\$61,680	\$28,242	45.79%	\$25,274	40.98%	\$16,924	27.44%	\$0	0.00%	\$8,350	13.54%
Hockey Woodbury Area Club	Woodbury	3029	\$1,327,145	\$1,082,318	\$244,827	\$136,526	55.76%	\$131,961	53.90%	\$74,390	30.38%	\$0	0.00%	\$57,571	23.51%
Hoffman Lions Club	Hoffman	1636	\$328,657	\$281,028	\$47,629	\$20,327	42.68%	\$23,004	48.30%	\$16,140	33.89%	\$0	0.00%	\$6,864	14.41%
Hoffman Senior Citizen's Club, Inc	Hoffman	33884	\$57,916	\$41,265	\$16,651	\$7,842	47.10%	\$8,820	52.97%	\$6,750	40.54%	\$0	0.00%	\$2,070	12.43%
Holdingford Fire Dept Relief Assoc	Holdingford	2667	\$205,767	\$168,337	\$37,430	\$16,280	43.49%	\$23,478	62.73%	\$19,107	51.05%	\$0	0.00%	\$4,371	11.68%
Holdingford Sno Flyers	Holdingford	3012	\$376,802	\$308,618	\$68,185	\$40,064	58.76%	\$21,981	32.24%	\$13,585	19.92%	\$0	0.00%	\$8,396	12.31%
Holloway Rod and Gun Club	Holloway	897	\$260,838	\$212,904	\$47,937	\$23,418	48.85%	\$27,005	56.33%	\$21,433	44.71%	\$0	0.00%	\$5,572	11.62%
Hollywood Booster Club	Mayer	2861	\$141,219	\$112,355	\$28,864	\$20,245	70.14%	\$17,827	61.76%	\$14,922	51.70%	\$0	0.00%	\$2,905	10.06%
Holy Family Church Hillman	Hillman	210	\$25,982	\$12,866	\$13,116	\$759	5.79%	\$12,596	96.04%	\$11,300	86.15%	\$0	0.00%	\$1,296	9.88%
Holy Trinity Winsted	Winsted	1288	\$493,308	\$374,344	\$118,964	\$33,604	28.25%	\$89,966	75.62%	\$79,147	66.53%	\$0	0.00%	\$10,819	9.09%
Hopkins Jaycees	Hopkins	2298	\$4,379,744	\$3,805,272	\$574,472	\$359,067	62.50%	\$247,020	43.00%	\$14,460	2.52%	\$0	0.00%	\$232,560	40.48%
Hopkins Raspberry Assoc	Hopkins	2297	\$865,610	\$724,148	\$141,462	\$117,956	83.38%	\$32,882	23.24%	\$14,550	10.29%	\$0	0.00%	\$18,332	12.96%
Hopkins Youth Hockey Associatio	Hopkins	4157	\$2,357,254	\$1,950,764	\$406,490	\$233,091	57.34%	\$170,406	41.92%	\$37,800	9.30%	\$0	0.00%	\$132,606	32.62%
Hoyt Lakes Chamber of Commerc	Hoyt Lakes	4943	\$529,079	\$466,074	\$63,005	\$51,726	82.10%	\$25,505	40.48%	\$14,579	23.14%	\$600	0.95%	\$10,326	16.39%
Hrvatski Dom Assoc	South St. Paul	146	\$925,020	\$781,069	\$143,951	\$118,945	82.63%	\$45,328	31.49%	\$16,683	11.59%	\$0	0.00%	\$28,645	19.90%
Husker Athletic Booster Club	Holdingford	3961	\$547,934	\$448,151	\$99,783	\$48,994	49.10%	\$61,979	62.11%	\$51,420	51.53%	\$0	0.00%	\$10,559	10.58%
Ideal Community Service Organiz	Pequot Lakes	1152	\$487,391	\$378,854	\$108,537	\$51,561	47.51%	\$33,020	30.42%	\$21,850	20.13%	\$0	0.00%	\$11,170	10.29%
Incarnation Church Minneapolis	Minneapolis	639	\$3,730,786	\$2,960,721	\$770,065	\$531,713	69.05%	\$254,079	32.99%	\$34,210	4.44%	\$0	0.00%	\$219,869	28.55%
International Falls Recreation Hoc	International Fall	5298	\$274,000	\$218,669	\$55,331	\$31,947	57.74%	\$23,094	41.74%	\$17,489	31.61%	\$0	0.00%	\$5,605	10.13%
International Voyageurs Snowmob	International Fall	5012	\$500,133	\$422,531	\$77,602	\$58,095	74.86%	\$24,543	31.63%	\$0	0.00%	\$13,999	18.04%	\$10,544	13.59%
Inver Grove Heights Hockey Asso	Inver Grove Hei	704	\$1,144,200	\$940,649	\$203,551	\$122,625	60.24%	\$95,747	47.04%	\$51,498	25.30%	\$0	0.00%	\$44,249	21.74%
Inver Grove Heights Soccer Assoc	Inver Grove Hei	30084	\$323,547	\$266,058	\$57,489	\$37,840	65.82%	\$22,503	39.14%	\$16,000	27.83%	\$0	0.00%	\$6,503	11.31%
Irving Community Association	Duluth	2305	\$5,282,109	\$4,350,025	\$932,084	\$537,778	57.70%	\$396,600	42.55%	\$49,352	5.29%	\$0	0.00%	\$347,248	37.26%

FY2010 Lawful (Charitable) Gambling Report to Legislature - Alpha by Organization

Organization Name	City	License #	Gross Receipts	Prizes	Net Receipts	Allowable Expenses	Allowable Expenses %	Total Lawful Purpose	Total Lawful Purpose %	Charitable Donations	Charitable Donations %	Other Lawful Purpose	Other Lawful Purpose %	Taxes and Fees	Taxes and Fees %
Irving Youth Hockey Club	Duluth	2291	\$1,144,444	\$931,651	\$212,793	\$137,601	64.66%	\$54,755	25.73%	\$4,730	2.22%	\$0	0.00%	\$50,025	23.51%
Isabella Community Council	Isabella	2612	\$186,318	\$147,740	\$38,578	\$28,774	74.59%	\$11,121	28.83%	\$6,955	18.03%	\$0	0.00%	\$4,166	10.80%
Isanti County Sportsmens Club	Cambridge	2581	\$1,244,958	\$1,023,815	\$221,143	\$143,048	64.69%	\$92,884	42.00%	\$45,781	20.70%	\$0	0.00%	\$47,103	21.30%
Isanti Lions Club	Isanti	819	\$598,369	\$465,940	\$132,429	\$100,983	76.25%	\$27,525	20.78%	\$15,150	11.44%	\$0	0.00%	\$12,375	9.34%
Isle Lions Club	Isle	1844	\$524,201	\$433,580	\$90,622	\$65,306	72.06%	\$30,757	33.94%	\$18,895	20.85%	\$0	0.00%	\$11,862	13.09%
Italian American Club Foundation	Minneapolis	511	\$3,710,378	\$3,009,120	\$701,258	\$362,333	51.67%	\$325,860	46.47%	\$95,000	13.55%	\$0	0.00%	\$230,860	32.92%
Itasca Drift Skippers Snowmobile	Grand Rapids	5107	\$328,417	\$274,528	\$53,889	\$32,355	60.04%	\$22,544	41.83%	\$12,900	23.94%	\$1,676	3.11%	\$7,968	14.79%
Izaak Walton League Chapter 79	New Ulm	2352	\$88,791	\$67,017	\$21,773	\$8,254	37.91%	\$10,860	49.88%	\$8,777	40.31%	\$0	0.00%	\$2,083	9.57%
Janesville Area Golf Association I	Janesville	4477	\$146,021	\$112,821	\$33,200	\$21,530	64.85%	\$10,550	31.78%	\$6,500	19.58%	\$0	0.00%	\$4,050	12.20%
Jasper Lions Club	Jasper	1717	\$42,319	\$30,682	\$11,637	\$5,675	48.77%	\$4,502	38.69%	\$3,465	29.78%	\$0	0.00%	\$1,037	8.91%
Johnson Area Hockey Association	St. Paul	756	\$647,424	\$486,658	\$160,766	\$91,608	56.98%	\$72,596	45.16%	\$50,593	31.47%	\$0	0.00%	\$22,003	13.69%
Jordan Fire Department Relief Ass	Jordan	2662	\$859,358	\$702,763	\$156,595	\$88,061	56.23%	\$68,224	43.57%	\$43,112	27.53%	\$0	0.00%	\$25,112	16.04%
Kasota Fire Dept Relief Assoc	Kasota	2880	\$93,991	\$71,892	\$22,099	\$17,124	77.49%	\$7,006	31.70%	\$4,527	20.49%	\$0	0.00%	\$2,479	11.22%
Kay Sea Club	Austin	787	\$436,508	\$348,619	\$87,889	\$62,287	70.87%	\$27,718	31.54%	\$18,333	20.86%	\$0	0.00%	\$9,385	10.68%
Keewatin Firemens Relief Assoc	Keewatin	2506	\$1,364,580	\$1,170,632	\$193,948	\$102,603	52.90%	\$97,326	50.18%	\$40,086	20.67%	\$0	0.00%	\$57,240	29.51%
Kellogg Firemens Relief Assoc	Kellogg	3983	\$394,153	\$323,989	\$70,164	\$37,974	54.12%	\$30,316	43.21%	\$21,550	30.71%	\$0	0.00%	\$8,766	12.49%
Kensington Volunteer Firemens R	Kensington	2557	\$316,083	\$254,331	\$61,752	\$25,731	41.67%	\$33,099	53.60%	\$26,193	42.42%	\$0	0.00%	\$6,906	11.18%
Kenyon Snowdrifters	Kenyon	33481	\$378,852	\$312,154	\$66,698	\$44,201	66.27%	\$22,617	33.91%	\$9,204	13.80%	\$0	0.00%	\$13,413	20.11%
Kiester Firemans Relief Assoc	Kiester	5648	\$71,702	\$57,704	\$13,998	\$9,705	69.33%	\$5,964	42.61%	\$4,034	28.82%	\$0	0.00%	\$1,930	13.79%
Kilkenny Firemens Relief Assoc	Kilkenny	2888	\$205,763	\$160,825	\$44,938	\$23,665	52.66%	\$36,845	81.99%	\$32,292	71.86%	\$0	0.00%	\$4,553	10.13%
Kimball Firemens Relief Assoc	Kimball	5835	\$598,484	\$486,306	\$112,177	\$60,843	54.24%	\$44,832	39.97%	\$31,866	28.41%	\$0	0.00%	\$12,966	11.56%
Kingsland Athletic Booster Club	Spring Valley	4222	\$843,573	\$668,417	\$175,156	\$111,841	63.85%	\$63,616	36.32%	\$43,011	24.56%	\$0	0.00%	\$20,605	11.76%
Kinney Fire Relief Assoc	Kinney	3103	\$276,729	\$226,172	\$50,557	\$23,718	46.91%	\$24,360	48.18%	\$17,990	35.58%	\$0	0.00%	\$6,370	12.60%
Knights Fraternal Corporation of B	Bloomington	85	\$991,146	\$779,437	\$211,709	\$130,223	61.51%	\$79,762	37.68%	\$4,959	2.34%	\$53,470	25.26%	\$21,333	10.08%
Knights of Columbus Council 1551	Montevideo	2514	\$275,269	\$224,838	\$50,431	\$30,703	60.88%	\$20,555	40.76%	\$14,538	28.83%	\$0	0.00%	\$6,017	11.93%
Knights of Columbus Council 1575	Fairmont	683	\$127,356	\$75,421	\$51,935	\$8,966	17.26%	\$46,974	90.45%	\$33,553	64.61%	\$8,254	15.89%	\$5,167	9.95%
Knights of Columbus Council 1632	Stillwater	4684	\$121,830	\$96,812	\$25,018	\$13,949	55.76%	\$10,175	40.67%	\$7,190	28.74%	\$0	0.00%	\$2,985	11.93%
Knights of Columbus Council 4174	Albertville	2923	\$1,508,091	\$1,243,178	\$264,913	\$141,993	53.60%	\$124,478	46.99%	\$60,663	22.90%	\$0	0.00%	\$63,815	24.09%
Knights of Columbus Council 4653	Delano	2266	\$967,320	\$790,163	\$177,157	\$125,439	70.81%	\$44,084	24.88%	\$17,299	9.76%	\$0	0.00%	\$26,785	15.12%
Knights of Columbus Council 4718	Alexandria	1362	\$145,350	\$86,755	\$58,594	\$24,117	41.16%	\$33,781	57.65%	\$22,282	38.03%	\$5,774	9.85%	\$5,725	9.77%
Knights of Columbus Council 6731	Granite Falls	3434	\$169,607	\$138,055	\$31,552	\$21,770	69.00%	\$10,595	33.58%	\$6,833	21.66%	\$0	0.00%	\$3,762	11.92%
Knights of Columbus Council 8367	Lakeville	3744	\$521,021	\$445,055	\$75,966	\$44,069	58.01%	\$34,792	45.80%	\$23,970	31.55%	\$0	0.00%	\$10,822	14.25%
Knights of Columbus Council 889	Faribault	1142	\$208,174	\$152,314	\$55,860	\$32,604	58.37%	\$24,099	43.14%	\$7,676	13.74%	\$9,870	17.67%	\$6,553	11.73%

FY2010 Lawful (Charitable) Gambling Report to Legislature - Alpha by Organization

Organization Name	City	License #	Gross Receipts	Prizes	Net Receipts	Allowable Expenses	Allowable Expenses %	Total Lawful Purpose	Total Lawful Purpose %	Charitable Donations	Charitable Donations %	Other Lawful Purpose	Other Lawful Purpose %	Taxes and Fees	Taxes and Fees %
Knights of Columbus Council 9140	Big Lake	4555	\$1,583,103	\$1,311,294	\$271,809	\$167,745	61.71%	\$101,772	37.44%	\$28,915	10.64%	\$0	0.00%	\$72,857	26.80%
Knights of Columbus Council 945	Owatonna	1090	\$764,770	\$613,707	\$151,063	\$108,645	71.92%	\$46,638	30.87%	\$13,345	8.83%	\$12,984	8.60%	\$20,309	13.44%
Knights of Columbus Council 961	Sauk Rapids	182	\$827,462	\$685,025	\$142,429	\$91,677	64.37%	\$45,941	32.26%	\$26,334	18.49%	\$0	0.00%	\$19,607	13.77%
La Salle Volunteer Firefighters Rel	La Salle	3759	\$287,663	\$251,949	\$35,714	\$23,846	66.77%	\$13,657	38.24%	\$7,650	21.42%	\$0	0.00%	\$6,007	16.82%
Lac Qui Parle Lake Association	Montevideo	2914	\$843,306	\$681,121	\$162,185	\$105,781	65.22%	\$40,612	25.04%	\$12,900	7.95%	\$0	0.00%	\$27,712	17.09%
Lafayette & Area Lions Club	Lafayette	2549	\$299,414	\$243,349	\$56,066	\$30,039	53.58%	\$24,750	44.14%	\$17,845	31.83%	\$0	0.00%	\$6,905	12.32%
Lake City Chamber Of Commerce	Lake City	1182	\$95,932	\$78,224	\$17,708	\$13,466	76.04%	\$4,894	27.64%	\$2,450	13.84%	\$0	0.00%	\$2,444	13.80%
Lake City Fire Dept Relief Associa	Lake City	2785	\$84,018	\$64,643	\$19,375	\$11,121	57.40%	\$8,085	41.73%	\$6,000	30.97%	\$0	0.00%	\$2,085	10.76%
Lake City Lions Club	Lake City	1127	\$167,505	\$139,692	\$27,813	\$15,002	53.94%	\$17,620	63.35%	\$14,450	51.95%	\$0	0.00%	\$3,170	11.40%
Lake Crystal Fire Dept Relief Asso	Lake Crystal	2606	\$481,951	\$404,245	\$77,706	\$40,031	51.52%	\$34,233	44.05%	\$25,094	32.29%	\$0	0.00%	\$9,139	11.76%
Lake Elmo Jaycees	Lake Elmo	2225	\$1,361,957	\$1,126,101	\$235,856	\$104,669	44.38%	\$116,816	49.53%	\$57,414	24.34%	\$0	0.00%	\$59,402	25.19%
Lake Henry Lions Club	Belgrade	4918	\$291,695	\$243,383	\$48,312	\$23,314	48.26%	\$25,542	52.87%	\$19,602	40.57%	\$0	0.00%	\$5,940	12.30%
Lake Lillian Civic & Commerce As	Lake Lillian	2920	\$140,868	\$111,316	\$29,552	\$14,364	48.61%	\$15,188	51.39%	\$11,842	40.07%	\$0	0.00%	\$3,346	11.32%
Lake of the Woods Drifters	Baudette	31160	\$430,182	\$343,441	\$86,741	\$48,393	55.79%	\$35,212	40.59%	\$22,658	26.12%	\$3,600	4.15%	\$8,954	10.32%
Lake Park Vol Fire Dept	Lake Park	702	\$526,812	\$447,368	\$79,444	\$54,631	68.77%	\$31,462	39.60%	\$21,103	26.56%	\$0	0.00%	\$10,359	13.04%
Lake Region Hockey Association	New Brighton	1837	\$3,880,827	\$3,242,916	\$637,911	\$404,210	63.36%	\$238,421	37.38%	\$11,597	1.82%	\$0	0.00%	\$226,824	35.56%
Lake Sullivan Assoc	Hillman	3118	\$563,151	\$456,597	\$106,554	\$79,362	74.48%	\$34,908	32.76%	\$24,678	23.16%	\$0	0.00%	\$10,230	9.60%
Lake Superior Steelhead Assoc	Duluth	1859	\$1,376,015	\$1,162,395	\$213,620	\$149,135	69.81%	\$74,459	34.86%	\$7,549	3.53%	\$0	0.00%	\$66,910	31.32%
Lake Washington Improvement As	Mankato	3528	\$1,003,313	\$805,689	\$197,624	\$87,697	44.38%	\$106,240	53.76%	\$65,632	33.21%	\$0	0.00%	\$40,608	20.55%
Lakes Area Senior Activity Center	Brainerd	1066	\$50,264	\$38,369	\$11,895	\$4,972	41.80%	\$8,631	72.56%	\$8,344	70.15%	\$0	0.00%	\$287	2.41%
Lakeview Booster Club, Inc	Cottonwood	35466	\$58,760	\$45,364	\$13,395	\$5,476	40.88%	\$8,170	60.99%	\$7,299	54.49%	\$0	0.00%	\$871	6.50%
Lakeville Hockey Association	Lakeville	2059	\$1,468,064	\$1,109,764	\$358,300	\$191,224	53.37%	\$159,221	44.44%	\$95,000	26.51%	\$0	0.00%	\$64,221	17.92%
Lakeville Lions Club	Lakeville	1947	\$1,214,689	\$951,025	\$263,664	\$174,257	66.09%	\$101,455	38.48%	\$53,862	20.43%	\$0	0.00%	\$47,593	18.05%
Lamberton Lions Club Inc	Lamberton	5073	\$200,446	\$161,919	\$38,527	\$20,351	52.82%	\$17,248	44.77%	\$12,850	33.35%	\$0	0.00%	\$4,398	11.42%
Lancer Youth Hockey Assoc	La Crescent	3796	\$373,832	\$293,382	\$80,450	\$44,869	55.77%	\$36,666	45.58%	\$27,617	34.33%	\$0	0.00%	\$9,049	11.25%
Land of Lakes Choirboys of Minn	Elk River	4926	\$1,249,898	\$986,481	\$263,417	\$177,784	67.49%	\$86,858	32.97%	\$36,248	13.76%	\$0	0.00%	\$50,610	19.21%
Lanesboro Fire Relief Assn	Lanesboro	3119	\$678,495	\$556,422	\$122,073	\$56,669	46.42%	\$59,475	48.72%	\$43,850	35.92%	\$0	0.00%	\$15,625	12.80%
Le Center Fire Relief Association	Le Center	2551	\$461,187	\$366,168	\$95,019	\$45,330	47.71%	\$38,183	40.18%	\$28,609	30.11%	\$0	0.00%	\$9,574	10.08%
Le Roy Community Foundation	Le Roy	35638	\$266,669	\$217,066	\$49,603	\$31,554	63.61%	\$18,414	37.12%	\$12,668	25.54%	\$0	0.00%	\$5,746	11.58%
Leaf Valley Game and Fish Conse	Miltona	2355	\$793,771	\$699,398	\$94,374	\$53,090	56.25%	\$45,938	48.68%	\$23,170	24.55%	\$0	0.00%	\$22,768	24.13%
Leavenworth Baseball Assoc	Sleepy Eye	2685	\$61,500	\$47,899	\$13,601	\$9,732	71.55%	\$11,847	87.10%	\$11,470	84.33%	\$0	0.00%	\$377	2.77%
Leech Lake Area Amateur Hockey	Walker	30852	\$407,767	\$305,769	\$101,998	\$51,289	50.28%	\$41,579	40.76%	\$30,500	29.90%	\$0	0.00%	\$11,079	10.86%
Lester Prairie Lions Club	Lester Prairie	2982	\$208,930	\$169,785	\$39,145	\$17,832	45.55%	\$20,467	52.29%	\$16,361	41.80%	\$0	0.00%	\$4,106	10.49%

FY2010 Lawful (Charitable) Gambling Report to Legislature - Alpha by Organization

Organization Name	City	License #	Gross Receipts	Prizes	Net Receipts	Allowable Expenses	Allowable Expenses %	Total Lawful Purpose	Total Lawful Purpose %	Charitable Donations	Charitable Donations %	Other Lawful Purpose	Other Lawful Purpose %	Taxes and Fees	Taxes and Fees %
Lets Go Fishing of MN	Willmar	34779	\$1,982,332	\$1,633,545	\$348,787	\$174,948	50.16%	\$157,361	45.12%	\$57,624	16.52%	\$0	0.00%	\$99,737	28.60%
Lewiston Volunteer Fire Co	Lewiston	3750	\$415,343	\$329,975	\$85,368	\$51,030	59.78%	\$37,931	44.43%	\$28,000	32.80%	\$0	0.00%	\$9,931	11.63%
Lexington Fire Relief	Lexington	7	\$946,149	\$769,125	\$177,024	\$119,595	67.56%	\$79,824	45.09%	\$51,471	29.08%	\$0	0.00%	\$28,353	16.02%
Lincoln Area Business Assoc	Cushing	1074	\$677,921	\$552,074	\$125,847	\$79,563	63.22%	\$49,365	39.23%	\$33,267	26.43%	\$0	0.00%	\$16,098	12.79%
Lindstrom Fire Dept Relief Assoc	Lindstrom	1950	\$683,107	\$575,903	\$107,204	\$57,463	53.60%	\$47,197	44.03%	\$30,250	28.22%	\$0	0.00%	\$16,947	15.81%
Lino Lakes Lions Club	Lino Lakes	98052	\$593,609	\$470,199	\$123,410	\$93,574	75.82%	\$32,277	26.15%	\$20,941	16.97%	\$0	0.00%	\$11,336	9.19%
Lions Club of Forest Lake	Forest Lake	2190	\$187,015	\$146,628	\$40,387	\$23,609	58.46%	\$20,814	51.54%	\$20,123	49.83%	\$0	0.00%	\$691	1.71%
Lions Club of Waconia	Waconia	32393	\$166,687	\$129,527	\$37,160	\$14,410	38.78%	\$20,470	55.09%	\$16,565	44.58%	\$0	0.00%	\$3,905	10.51%
Little Canada Recreation Associati	Little Canada	34510	\$3,075,517	\$2,463,562	\$611,956	\$535,062	87.43%	\$211,746	34.60%	\$153,000	25.00%	\$0	0.00%	\$58,746	9.60%
Little Canada Vol Fire Department	Little Canada	864	\$1,933,180	\$1,586,230	\$346,950	\$214,199	61.74%	\$144,806	41.74%	\$47,008	13.55%	\$0	0.00%	\$97,798	28.19%
Little Falls Exchange Club	Little Falls	976	\$1,052,134	\$877,050	\$175,084	\$150,648	86.04%	\$85,076	48.59%	\$47,489	27.12%	\$0	0.00%	\$37,587	21.47%
Little Falls Lindbergh Lions Club	Little Falls	3031	\$1,463,635	\$1,258,439	\$205,196	\$113,386	55.26%	\$79,969	38.97%	\$15,450	7.53%	\$0	0.00%	\$64,519	31.44%
Little Falls Lions Club	Little Falls	2565	\$383,104	\$306,214	\$76,890	\$38,577	50.17%	\$37,412	48.66%	\$18,577	24.16%	\$0	0.00%	\$18,835	24.50%
Little Falls Youth Hockey	Little Falls	2347	\$411,526	\$291,217	\$120,309	\$29,854	24.81%	\$74,781	62.16%	\$62,095	51.61%	\$0	0.00%	\$12,686	10.54%
Long Lake Homeowners Assn Inc	Hillman	5442	\$443,844	\$372,526	\$71,318	\$40,936	57.40%	\$30,147	42.27%	\$19,218	26.95%	\$0	0.00%	\$10,929	15.32%
Long Prairie Hockey Assoc	Long Prairie	2079	\$806,798	\$655,981	\$150,817	\$95,075	63.04%	\$82,091	54.43%	\$60,095	39.85%	\$0	0.00%	\$21,996	14.58%
Long Prairie Lions Club	Long Prairie	4429	\$302,680	\$228,878	\$73,802	\$40,986	55.54%	\$30,273	41.02%	\$24,514	33.22%	\$0	0.00%	\$5,759	7.80%
Longville Lakes Area Chamber of	Longville	1185	\$856,582	\$688,165	\$168,407	\$97,369	57.82%	\$58,525	34.75%	\$32,741	19.44%	\$0	0.00%	\$25,784	15.31%
Lonsdale Firemen's Relief Associa	Lonsdale	2136	\$309,316	\$240,552	\$68,764	\$39,966	58.12%	\$18,446	26.83%	\$7,423	10.79%	\$4,500	6.54%	\$6,523	9.49%
Loretto Fire Dept Relief Assoc	Loretto	2179	\$509,741	\$418,007	\$91,734	\$51,590	56.24%	\$47,454	51.73%	\$37,013	40.35%	\$0	0.00%	\$10,441	11.38%
Loretto Lions Club	Loretto	2054	\$1,127,932	\$941,591	\$186,345	\$78,827	42.30%	\$104,726	56.20%	\$64,385	34.55%	\$0	0.00%	\$40,341	21.65%
Lowry Fire Mens Relief Assoc	Lowry	3760	\$302,130	\$241,327	\$60,803	\$28,425	46.75%	\$18,784	30.89%	\$12,200	20.06%	\$0	0.00%	\$6,584	10.83%
Luverne Optimist Club	Luverne	2400	\$891,376	\$714,611	\$176,765	\$80,915	45.78%	\$96,915	54.83%	\$69,939	39.57%	\$0	0.00%	\$26,976	15.26%
Mabel Fire Dept Relief Assoc	Mabel	5195	\$482,013	\$380,582	\$101,432	\$45,073	44.44%	\$49,103	48.41%	\$37,406	36.88%	\$0	0.00%	\$11,697	11.53%
Mankato Area Hockey Association	Mankato	2759	\$2,569,258	\$2,071,903	\$497,359	\$248,871	50.04%	\$240,627	48.38%	\$80,520	16.19%	\$0	0.00%	\$160,107	32.19%
Mankato Area Youth Baseball Ass	North Mankato	31040	\$983,180	\$796,176	\$187,003	\$113,548	60.72%	\$92,535	49.48%	\$67,145	35.91%	\$0	0.00%	\$25,390	13.58%
Mankato Sertoma Club	Mankato	3311	\$414,566	\$344,908	\$69,658	\$41,694	59.86%	\$27,879	40.02%	\$17,802	25.56%	\$0	0.00%	\$10,077	14.47%
Mantorville Restoration Assoc	Mantorville	1982	\$630,233	\$496,128	\$134,105	\$82,033	61.17%	\$52,586	39.21%	\$39,650	29.57%	\$0	0.00%	\$12,936	9.65%
Maple Grove Fire Fighters Relief A	Maple Grove	2363	\$2,283,490	\$1,998,181	\$285,309	\$150,723	52.83%	\$148,086	51.90%	\$27,643	9.69%	\$0	0.00%	\$120,443	42.21%
Maple Grove Lions Club	Maple Grove	2411	\$4,576,541	\$3,921,293	\$655,248	\$290,438	44.32%	\$351,650	53.67%	\$73,390	11.20%	\$0	0.00%	\$278,260	42.47%
Maple Island Park Association	Hollandale	5323	\$329,337	\$250,053	\$79,284	\$52,193	65.83%	\$21,364	26.95%	\$13,695	17.27%	\$0	0.00%	\$7,669	9.67%
Maple Lake Lions Club	Maple Lake	2284	\$568,669	\$461,779	\$106,890	\$60,834	56.91%	\$46,712	43.70%	\$33,997	31.81%	\$0	0.00%	\$12,715	11.90%
Mapleton Area Chamber of Comm	Mapleton	603	\$356,549	\$287,793	\$68,756	\$40,412	58.78%	\$21,223	30.87%	\$15,254	22.19%	\$0	0.00%	\$5,969	8.68%

FY2010 Lawful (Charitable) Gambling Report to Legislature - Alpha by Organization

Organization Name	City	License #	Gross Receipts	Prizes	Net Receipts	Allowable Expenses	Allowable Expenses %	Total Lawful Purpose	Total Lawful Purpose %	Charitable Donations	Charitable Donations %	Other Lawful Purpose	Other Lawful Purpose %	Taxes and Fees	Taxes and Fees %
Maplewood Athletic Assoc	Maplewood	4201	\$505,150	\$423,602	\$81,548	\$72,377	88.75%	\$14,075	17.26%	\$4,281	5.25%	\$0	0.00%	\$9,794	12.01%
Maplewood Oakdale Lions Club	Oakdale	2118	\$618,350	\$494,615	\$123,735	\$79,146	63.96%	\$46,640	37.69%	\$30,745	24.85%	\$0	0.00%	\$15,895	12.85%
Marshall Amateur Hockey Assoc	Marshall	2395	\$54,867	\$43,150	\$11,717	\$2,497	21.31%	\$9,635	82.23%	\$8,100	69.13%	\$0	0.00%	\$1,535	13.10%
Marshall Baseball Assoc	Marshall	5765	\$564,708	\$445,036	\$119,672	\$79,649	66.56%	\$42,228	35.29%	\$31,200	26.07%	\$0	0.00%	\$11,028	9.22%
Marshall Co Central Sports Booste	Newfolden	3533	\$304,151	\$254,091	\$50,060	\$28,736	57.40%	\$21,727	43.40%	\$15,412	30.79%	\$0	0.00%	\$6,315	12.61%
Marshall County Driftskippers Sno	Newfolden	5370	\$125,831	\$103,233	\$22,598	\$12,879	56.99%	\$13,133	58.12%	\$10,450	46.24%	\$0	0.00%	\$2,683	11.87%
Mayer Baseball Club	Mayer	1772	\$712,602	\$573,067	\$139,535	\$84,413	60.50%	\$57,387	41.13%	\$39,602	28.38%	\$0	0.00%	\$17,785	12.75%
Maynard Lions Club	Maynard	2414	\$236,327	\$200,412	\$35,915	\$17,289	48.14%	\$20,483	57.03%	\$15,027	41.84%	\$0	0.00%	\$5,456	15.19%
Mazeppa Firefighters Relief Assoc	Mazeppa	3057	\$311,936	\$228,967	\$82,968	\$40,260	48.52%	\$34,009	40.99%	\$25,648	30.91%	\$0	0.00%	\$8,361	10.08%
Mazeppa Jaycees	Mazeppa	2457	\$179,632	\$140,632	\$39,000	\$17,186	44.07%	\$13,009	33.36%	\$9,250	23.72%	\$0	0.00%	\$3,759	9.64%
Mazeppa Lions Club	Mazeppa	1978	\$77,256	\$54,862	\$22,394	\$14,385	64.24%	\$6,764	30.20%	\$3,624	16.18%	\$0	0.00%	\$3,140	14.02%
McGrath Fire Dept Relief Assoc	McGrath	2545	\$885,749	\$734,395	\$151,354	\$94,263	62.28%	\$65,659	43.38%	\$40,514	26.77%	\$0	0.00%	\$25,145	16.61%
McGregor Fire Department Relief	McGregor	2840	\$466,145	\$388,241	\$77,904	\$32,304	41.47%	\$49,403	63.42%	\$40,413	51.88%	\$0	0.00%	\$8,990	11.54%
McGregor Lions Club	McGregor	1826	\$684,278	\$551,472	\$132,806	\$80,468	60.59%	\$56,109	42.25%	\$39,227	29.54%	\$0	0.00%	\$16,882	12.71%
McIntosh Firemen's Relief Associa	McIntosh	33348	\$611,922	\$513,522	\$98,400	\$43,991	44.71%	\$59,626	60.60%	\$45,800	46.54%	\$0	0.00%	\$13,826	14.05%
Medford Firemens Relief Assoc	Medford	1665	\$285,585	\$226,322	\$59,263	\$18,885	31.87%	\$47,629	80.37%	\$39,775	67.12%	\$0	0.00%	\$7,854	13.25%
Meire Grove Athletic Club	Melrose	2052	\$153,680	\$126,233	\$27,447	\$17,212	62.71%	\$11,682	42.56%	\$7,059	25.72%	\$0	0.00%	\$4,623	16.84%
Meisville Lions Club	Vermillion	1762	\$376,559	\$302,781	\$73,778	\$47,076	63.81%	\$29,320	39.74%	\$21,639	29.33%	\$0	0.00%	\$7,681	10.41%
Melrose Fire Dept Relief Assoc	Melrose	5568	\$68,762	\$54,008	\$14,754	\$9,760	66.15%	\$16,028	108.63%	\$13,000	88.11%	\$0	0.00%	\$3,028	20.52%
Melrose Lions Club	Melrose	2396	\$458,185	\$377,915	\$80,270	\$37,792	47.08%	\$51,075	63.63%	\$40,620	50.60%	\$0	0.00%	\$10,455	13.02%
Menahga Gateway Lions Club	Mehahga	2086	\$863,763	\$753,952	\$109,810	\$72,136	65.69%	\$35,898	32.69%	\$9,812	8.94%	\$2,100	1.91%	\$23,986	21.84%
Mendota Heights Athletic Associat	West St. Paul	2470	\$1,584,212	\$1,361,142	\$223,073	\$169,582	76.02%	\$84,851	38.04%	\$14,500	6.50%	\$0	0.00%	\$70,351	31.54%
Mentor Firefighters Relief Assoc	Mentor	5817	\$1,246,831	\$1,022,446	\$224,384	\$122,128	54.43%	\$92,307	41.14%	\$45,950	20.48%	\$0	0.00%	\$46,357	20.66%
Merrick Inc	Vadnais Heights	264	\$8,142,622	\$6,763,077	\$1,379,545	\$783,922	56.82%	\$584,312	42.36%	\$42,957	3.11%	\$0	0.00%	\$541,355	39.24%
Merrifield Marathons Inc	Merrifield	4720	\$462,802	\$367,553	\$95,249	\$58,725	61.65%	\$33,531	35.20%	\$13,398	14.07%	\$9,916	10.41%	\$10,217	10.73%
Metro Baseball League	Burnsville	33822	\$2,622,143	\$2,105,979	\$516,164	\$403,210	78.12%	\$262,224	50.80%	\$117,612	22.79%	\$0	0.00%	\$144,612	28.02%
Middle River Sportsmens Club	Middle River	35825	\$392,981	\$335,364	\$57,617	\$34,899	60.36%	\$19,337	33.45%	\$10,724	18.55%	\$0	0.00%	\$8,613	14.90%
Midway Speedskating Club Inc	Roseville	70	\$3,656,052	\$2,571,912	\$1,084,140	\$555,946	51.28%	\$528,571	48.75%	\$386,581	35.66%	\$0	0.00%	\$141,990	13.10%
Midwest Ski Otter Water Ski Club	White Bear Lake	5703	\$180,191	\$147,363	\$32,828	\$18,102	55.14%	\$16,034	48.84%	\$11,173	34.03%	\$0	0.00%	\$4,861	14.81%
Milaca Firefighters Relief Assoc	Milaca	2413	\$890,312	\$742,865	\$147,447	\$82,346	55.85%	\$69,841	47.37%	\$41,000	27.81%	\$0	0.00%	\$28,841	19.56%
Military Service Association	Isle	34291	\$801,872	\$656,751	\$145,121	\$66,337	45.71%	\$76,894	52.99%	\$2,385	1.64%	\$48,570	33.47%	\$25,939	17.87%
Mille Lacs Drift Skippers Snowmo	Isle	4206	\$905,419	\$763,941	\$141,478	\$72,963	51.57%	\$57,297	40.50%	\$27,084	19.14%	\$0	0.00%	\$30,213	21.36%
Mille Lacs Raiders Wrestling Club	Onamia	31880	\$166,120	\$126,193	\$39,927	\$20,621	51.65%	\$17,058	42.72%	\$12,763	31.97%	\$0	0.00%	\$4,295	10.76%

FY2010 Lawful (Charitable) Gambling Report to Legislature - Alpha by Organization

Organization Name	City	License #	Gross Receipts	Prizes	Net Receipts	Allowable Expenses	Allowable Expenses %	Total Lawful Purpose	Total Lawful Purpose %	Charitable Donations	Charitable Donations %	Other Lawful Purpose	Other Lawful Purpose %	Taxes and Fees	Taxes and Fees %
Mille Lacs Trails Snowmobile Club	Aitkin	5241	\$2,246,474	\$1,836,427	\$410,054	\$286,364	69.84%	\$129,583	31.60%	\$18,393	4.49%	\$0	0.00%	\$111,190	27.12%
Millerville Firemens Relief Assoc	Brandon	2374	\$766,689	\$631,960	\$134,729	\$77,072	57.21%	\$60,638	45.01%	\$40,536	30.09%	\$0	0.00%	\$20,102	14.92%
Millville Sportsman's Club	Millville	5379	\$135,123	\$104,521	\$30,601	\$18,613	60.82%	\$10,767	35.19%	\$7,955	26.00%	\$0	0.00%	\$2,812	9.19%
Miltona Lions Club	Parkers Prairie	3743	\$1,175,542	\$1,029,627	\$145,915	\$76,472	52.41%	\$68,458	46.92%	\$22,028	15.10%	\$0	0.00%	\$46,430	31.82%
Miltona Volunteer Firemen's Relief	Miltona	1849	\$976,494	\$837,599	\$138,895	\$59,135	42.58%	\$72,895	52.48%	\$42,872	30.87%	\$0	0.00%	\$30,023	21.62%
Minn Brass St. Paul	St. Paul	444	\$352,806	\$282,570	\$70,236	\$50,572	72.00%	\$29,443	41.92%	\$19,500	27.76%	\$0	0.00%	\$9,943	14.16%
Minn Licensed Beverage Assoc C	St. Paul	4067	\$2,499,420	\$1,914,206	\$585,214	\$398,959	68.17%	\$181,445	31.00%	\$35,898	6.13%	\$0	0.00%	\$145,547	24.87%
Minn Youth Athletic Services	Columbia Height	4819	\$3,194,073	\$2,670,930	\$523,143	\$206,097	39.40%	\$319,746	61.12%	\$142,090	27.16%	\$0	0.00%	\$177,656	33.96%
Minneapolis Northeast Lions Club	Minneapolis	2677	\$4,885,048	\$3,943,805	\$941,243	\$592,552	62.95%	\$330,904	35.16%	\$50,099	5.32%	\$0	0.00%	\$280,805	29.83%
Minneapolis Riverview Lions Club	Minneapolis	1096	\$1,446,580	\$1,120,878	\$325,702	\$241,831	74.25%	\$82,793	25.42%	\$4,384	1.35%	\$0	0.00%	\$78,409	24.07%
Minneota Fire Dept Relief Assoc	Minneota	2519	\$121,701	\$88,514	\$33,187	\$14,815	44.64%	\$35,306	106.39%	\$32,000	96.42%	\$0	0.00%	\$3,306	9.96%
Minnesota Fishing Museum	Little Falls	5844	\$2,814,766	\$2,352,228	\$462,538	\$221,821	47.96%	\$228,072	49.31%	\$62,490	13.51%	\$0	0.00%	\$165,582	35.80%
Minnesota Flyers Gymnastics	Detroit Lakes	5663	\$889,207	\$734,449	\$155,058	\$93,613	60.37%	\$53,596	34.57%	\$26,866	17.33%	\$0	0.00%	\$26,730	17.24%
Minnesota Jaycees Charitable Fo	Burnsville	2237	\$635,750	\$519,545	\$116,205	\$73,163	62.96%	\$37,997	32.70%	\$25,000	21.51%	\$0	0.00%	\$12,997	11.18%
Minnesota Junior Hockey League	Otsego	32144	\$107,040	\$80,691	\$26,349	\$7,590	28.81%	\$17,302	65.66%	\$14,600	55.41%	\$0	0.00%	\$2,702	10.25%
Minnesota Lake Firemens Relief A	Minnesota Lake	2195	\$279,166	\$220,835	\$58,331	\$31,001	53.15%	\$20,952	35.92%	\$15,700	26.92%	\$0	0.00%	\$5,252	9.00%
Minnesota USA Wrestling	Minneapolis	3074	\$3,418,673	\$2,664,018	\$754,655	\$410,660	54.42%	\$308,720	40.91%	\$88,412	11.72%	\$0	0.00%	\$220,308	29.19%
Minnewawa Sportsmens Club	McGregor	1160	\$1,187,053	\$976,012	\$211,041	\$107,900	51.13%	\$100,667	47.70%	\$49,585	23.50%	\$4,420	2.09%	\$46,662	22.11%
MOC Pup Tent 51 Bloomington	Bloomington	555	\$113,701	\$89,933	\$23,768	\$12,228	51.45%	\$10,590	44.56%	\$8,333	35.06%	\$0	0.00%	\$2,257	9.50%
Mohawk Jaycees of Westonka	Mound	2886	\$1,377,014	\$1,082,701	\$294,313	\$202,566	68.83%	\$98,322	33.41%	\$36,879	12.53%	\$0	0.00%	\$61,443	20.88%
Montevideo Fire Department Relie	Montevideo	2965	\$512,263	\$419,392	\$92,871	\$44,502	47.92%	\$51,394	55.34%	\$41,646	44.84%	\$0	0.00%	\$9,748	10.50%
Montevideo Lions Club	Montevideo	4018	\$206,045	\$169,405	\$36,640	\$21,912	59.80%	\$13,208	36.05%	\$8,361	22.82%	\$0	0.00%	\$4,847	13.23%
Montgomery Area Community Clu	Montgomery	2405	\$103,376	\$76,410	\$26,966	\$12,183	45.18%	\$19,379	71.86%	\$16,150	59.89%	\$0	0.00%	\$3,229	11.97%
Montgomery Firemens Relief Asso	Montgomery	2152	\$451,736	\$357,703	\$94,032	\$48,058	51.11%	\$54,731	58.20%	\$47,250	50.25%	\$0	0.00%	\$7,481	7.96%
Montgomery Sportsman Club Inc	Montgomery	2438	\$203,419	\$158,840	\$44,579	\$26,023	58.38%	\$14,509	32.55%	\$9,957	22.34%	\$0	0.00%	\$4,552	10.21%
Monticello Lions Club	Monticello	1825	\$1,525,103	\$1,240,973	\$284,130	\$197,131	69.38%	\$89,952	31.66%	\$32,874	11.57%	\$0	0.00%	\$57,078	20.09%
Monticello Youth Hockey Program	Monticello	4147	\$1,466,698	\$1,199,042	\$267,656	\$170,437	63.68%	\$88,112	32.92%	\$10,000	3.74%	\$0	0.00%	\$78,112	29.18%
Montrose Lions Club	Montrose	1174	\$366,463	\$295,498	\$70,965	\$48,282	68.04%	\$25,142	35.43%	\$18,587	26.19%	\$0	0.00%	\$6,555	9.24%
Moorhead Youth Hockey Assoc	Moorhead	144	\$4,494,357	\$3,633,747	\$860,609	\$435,343	50.59%	\$436,387	50.71%	\$177,465	20.62%	\$0	0.00%	\$258,922	30.09%
Moose Lake Area Hockey Associa	Moose Lake	2071	\$515,347	\$432,727	\$82,620	\$42,897	51.92%	\$36,931	44.70%	\$26,403	31.96%	\$0	0.00%	\$10,528	12.74%
Moose Lodge 1060 Aitkin	Aitkin	693	\$162,193	\$136,898	\$25,295	\$19,647	77.67%	\$16,001	63.26%	\$2,985	11.80%	\$9,942	39.30%	\$3,074	12.15%
Moose Lodge 1114 St. Charles	St. Charles	373	\$140,022	\$100,162	\$39,857	\$28,954	72.64%	\$14,324	35.94%	\$10,315	25.88%	\$506	1.27%	\$3,503	8.79%
Moose Lodge 1180 Austin	Austin	362	\$468,630	\$377,486	\$91,145	\$50,248	55.13%	\$44,076	48.36%	\$7,970	8.74%	\$26,540	29.12%	\$9,566	10.50%

FY2010 Lawful (Charitable) Gambling Report to Legislature - Alpha by Organization

Organization Name	City	License #	Gross Receipts	Prizes	Net Receipts	Allowable Expenses	Allowable Expenses %	Total Lawful Purpose	Total Lawful Purpose %	Charitable Donations	Charitable Donations %	Other Lawful Purpose	Other Lawful Purpose %	Taxes and Fees	Taxes and Fees %
Moose Lodge 1259 International F	International Fall	1098	\$245,610	\$200,793	\$44,817	\$31,253	69.73%	\$17,179	38.33%	\$9,295	20.74%	\$2,491	5.56%	\$5,393	12.03%
Moose Lodge 1274 Cloquet	Cloquet	955	\$189,777	\$152,242	\$37,535	\$24,112	64.24%	\$16,839	44.86%	\$3,514	9.36%	\$10,265	27.35%	\$3,060	8.15%
Moose Lodge 1302 Proctor	Proctor	346	\$484,863	\$419,979	\$66,884	\$43,988	65.77%	\$30,930	46.24%	\$5,308	7.94%	\$16,707	24.98%	\$8,915	13.33%
Moose Lodge 1400 Waite Park	Waite Park	163	\$507,868	\$419,642	\$88,226	\$48,614	55.10%	\$48,699	55.20%	\$18,130	20.55%	\$20,881	23.67%	\$9,688	10.98%
Moose Lodge 1414 Mankato	Mankato	214	\$181,001	\$132,098	\$48,903	\$41,674	85.22%	\$25,187	51.50%	\$20,267	41.44%	\$0	0.00%	\$4,920	10.06%
Moose Lodge 1463 Two Harbors	Two Harbors	367	\$632,073	\$509,957	\$122,116	\$75,315	61.67%	\$52,349	42.87%	\$4,798	3.93%	\$35,589	29.14%	\$11,962	9.80%
Moose Lodge 1544 Braham	Braham	1750	\$147,088	\$121,239	\$25,849	\$9,925	38.40%	\$17,754	68.68%	\$6,766	26.18%	\$7,786	30.12%	\$3,202	12.39%
Moose Lodge 1703 Albert Lea	Albert Lea	212	\$388,081	\$314,402	\$73,679	\$40,116	54.45%	\$42,334	57.46%	\$33,974	46.11%	\$0	0.00%	\$8,360	11.35%
Moose Lodge 2023 Grand Rapids	Grand Rapids	340	\$663,097	\$580,802	\$82,278	\$35,786	43.49%	\$40,398	49.10%	\$4,100	4.98%	\$20,393	24.79%	\$15,905	19.33%
Moose Lodge 2098 Faribault	Faribault	109	\$263,307	\$212,525	\$50,782	\$44,077	86.80%	\$25,732	50.67%	\$4,475	8.81%	\$15,696	30.91%	\$5,561	10.95%
Moose Lodge 2331 Princeton	Princeton	3034	\$18,062	\$13,992	\$4,176	\$4,028	96.46%	\$15,258	365.37%	\$2,411	57.73%	\$12,041	288.34%	\$806	19.30%
Moose Lodge 407 Ortonville	Ortonville	687	\$154,845	\$125,629	\$29,216	\$14,157	48.46%	\$15,239	52.16%	\$5,745	19.66%	\$6,180	21.15%	\$3,314	11.34%
Moose Lodge 742 Baudette	Baudette	371	\$396,565	\$329,956	\$66,609	\$36,224	54.38%	\$30,218	45.37%	\$17,904	26.88%	\$3,937	5.91%	\$8,377	12.58%
Moose Willow Sportsmans Club	Hill City	1693	\$186,523	\$155,132	\$31,391	\$21,816	69.50%	\$7,545	24.04%	\$3,955	12.60%	\$0	0.00%	\$3,590	11.44%
Mora Area Youth Recreation Asso	Mora	1119	\$891,595	\$720,445	\$171,149	\$89,457	52.27%	\$84,981	49.65%	\$62,000	36.23%	\$0	0.00%	\$22,981	13.43%
Morgan Area Jaycees	Morgan	2433	\$146,889	\$116,050	\$30,839	\$16,240	52.66%	\$11,187	36.28%	\$7,819	25.35%	\$0	0.00%	\$3,368	10.92%
Morris Hockey Assoc	Morris	1860	\$136,699	\$92,765	\$43,934	\$23,116	52.62%	\$14,004	31.88%	\$10,200	23.22%	\$1,054	2.40%	\$2,750	6.26%
Morristown Firemens Relief Associ	Morristown	1949	\$483,126	\$385,037	\$98,089	\$57,523	58.64%	\$47,687	48.62%	\$37,110	37.83%	\$0	0.00%	\$10,577	10.78%
Morton Firemans Relief Assoc	Morton	2560	\$118,501	\$96,319	\$22,182	\$11,140	50.22%	\$8,967	40.42%	\$6,600	29.75%	\$0	0.00%	\$2,367	10.67%
Motley Lions Club	Motley	5943	\$733,414	\$615,902	\$117,502	\$49,106	41.79%	\$77,951	66.34%	\$54,826	46.66%	\$0	0.00%	\$23,125	19.68%
Mower Council for the Handicappe	Austin	4348	\$739,137	\$606,151	\$132,986	\$69,882	52.55%	\$69,673	52.39%	\$45,226	34.01%	\$0	0.00%	\$24,447	18.38%
Municipal Athletic Association	Hibbing	2709	\$381,726	\$327,503	\$54,223	\$48,066	88.65%	\$11,777	21.72%	\$4,950	9.13%	\$0	0.00%	\$6,827	12.59%
Mystic Riders Snowmobile Club	Princeton	3988	\$4,126,105	\$3,457,422	\$668,683	\$307,070	45.92%	\$366,980	54.88%	\$115,992	17.35%	\$0	0.00%	\$250,988	37.53%
Nelson Community Association	Nelson	36339	\$615,670	\$528,146	\$87,527	\$29,844	34.10%	\$41,973	47.95%	\$25,152	28.74%	\$0	0.00%	\$16,821	19.22%
Nelson Mens Club	Nelson	2896	\$1,108,913	\$959,528	\$149,385	\$106,920	71.57%	\$51,912	34.75%	\$12,052	8.07%	\$0	0.00%	\$39,860	26.68%
Nevis Fire Persons Relief Assoc	Nevis	2173	\$597,914	\$515,781	\$82,133	\$59,501	72.44%	\$28,481	34.68%	\$16,103	19.61%	\$0	0.00%	\$12,378	15.07%
New Auburn Fire Dept Relief Asso	New Auburn	5937	\$249,522	\$189,315	\$60,207	\$33,194	55.13%	\$21,008	34.89%	\$16,750	27.82%	\$0	0.00%	\$4,258	7.07%
New Brighton Lions Club	New Brighton	1754	\$1,010,067	\$841,328	\$168,739	\$101,932	60.41%	\$71,550	42.40%	\$35,996	21.33%	\$0	0.00%	\$35,554	21.07%
New Germany Fire Dept Relief As	New Germany	2238	\$494,487	\$378,746	\$115,741	\$59,830	51.69%	\$43,706	37.76%	\$34,935	30.18%	\$0	0.00%	\$8,771	7.58%
New Market Firefighters Relief Ass	Elko New Marke	2324	\$569,893	\$475,724	\$94,169	\$50,478	53.60%	\$38,524	40.91%	\$22,000	23.36%	\$0	0.00%	\$16,524	17.55%
New Munich Jaycees	New Munich	1791	\$324,913	\$258,653	\$66,260	\$39,589	59.75%	\$26,638	40.20%	\$19,122	28.86%	\$0	0.00%	\$7,516	11.34%
New Prague Chamber of Commer	New Prague	5545	\$270,383	\$228,514	\$41,869	\$29,365	70.14%	\$16,627	39.71%	\$11,420	27.28%	\$0	0.00%	\$5,207	12.44%
New Prague Community Sportsma	New Prague	2436	\$524,825	\$427,311	\$97,514	\$68,134	69.87%	\$33,432	34.28%	\$21,919	22.48%	\$0	0.00%	\$11,513	11.81%

FY2010 Lawful (Charitable) Gambling Report to Legislature - Alpha by Organization

Organization Name	City	License #	Gross Receipts	Prizes	Net Receipts	Allowable Expenses	Allowable Expenses %	Total Lawful Purpose	Total Lawful Purpose %	Charitable Donations	Charitable Donations %	Other Lawful Purpose	Other Lawful Purpose %	Taxes and Fees	Taxes and Fees %
New Prague Firemens Relief Asso	New Prague	2426	\$336,309	\$267,173	\$69,136	\$45,369	65.62%	\$33,077	47.84%	\$26,900	38.91%	\$0	0.00%	\$6,177	8.93%
New Prague Hockey Association	New Prague	2111	\$161,133	\$132,288	\$28,845	\$19,590	67.91%	\$22,786	78.99%	\$19,000	65.87%	\$0	0.00%	\$3,786	13.13%
New Richland Firemen's Relief As	New Richland	4863	\$1,118,053	\$950,678	\$167,375	\$78,449	46.87%	\$100,252	59.90%	\$55,680	33.27%	\$0	0.00%	\$44,572	26.63%
New Ulm Hockey Assoc	New Ulm	2223	\$450,200	\$331,975	\$118,225	\$59,904	50.67%	\$57,234	48.41%	\$44,766	37.87%	\$0	0.00%	\$12,468	10.55%
New Ulm Optimist Club	New Ulm	5780	\$655,562	\$540,731	\$114,831	\$60,093	52.33%	\$57,573	50.14%	\$41,080	35.77%	\$1,494	1.30%	\$14,999	13.06%
New Ulm Turnverein	New Ulm	206	\$160,220	\$123,964	\$36,255	\$25,955	71.59%	\$6,911	19.06%	\$3,419	9.43%	\$0	0.00%	\$3,492	9.63%
New York Mills Lions Club	New York Mills	2420	\$310,032	\$248,022	\$62,010	\$33,504	54.03%	\$31,082	50.12%	\$25,923	41.80%	\$0	0.00%	\$5,159	8.32%
Nicollet Conservation Club	Nicollet	2379	\$283,791	\$207,710	\$76,081	\$41,445	54.47%	\$40,673	53.46%	\$24,150	31.74%	\$8,561	11.25%	\$7,962	10.47%
Nicollet Lions Club	Nicollet	2403	\$269,688	\$224,960	\$44,729	\$28,468	63.65%	\$27,750	62.04%	\$22,354	49.98%	\$0	0.00%	\$5,396	12.06%
Nisswa Lions Club	Nisswa	995	\$623,250	\$487,138	\$136,112	\$88,867	65.29%	\$47,456	34.87%	\$33,100	24.32%	\$0	0.00%	\$14,356	10.55%
North Branch Area Hockey Assoc	North Branch	4335	\$1,014,351	\$813,842	\$200,509	\$111,778	55.75%	\$60,116	29.98%	\$23,287	11.61%	\$0	0.00%	\$36,829	18.37%
North Country Snowmobile Club	Bemidji	2333	\$1,345,284	\$1,057,596	\$287,688	\$150,543	52.33%	\$135,522	47.11%	\$73,374	25.50%	\$0	0.00%	\$62,148	21.60%
North Country Trail Busters	Fort Ripley	2974	\$160,360	\$124,589	\$35,771	\$25,588	71.53%	\$12,643	35.34%	\$9,450	26.42%	\$0	0.00%	\$3,193	8.93%
North St. Paul Athletic Assoc	Maplewood	3108	\$1,564,246	\$1,300,173	\$264,073	\$157,883	59.79%	\$102,095	38.66%	\$24,975	9.46%	\$0	0.00%	\$77,120	29.20%
North Suburban Youth Foundation	Roseville	1485	\$590,275	\$471,879	\$118,396	\$87,282	73.72%	\$36,252	30.62%	\$20,638	17.43%	\$0	0.00%	\$15,614	13.19%
North Tartan Area Girls Basketball	Oakdale	3101	\$1,703,347	\$1,394,168	\$309,179	\$186,440	60.30%	\$116,315	37.62%	\$36,945	11.95%	\$0	0.00%	\$79,370	25.67%
Northern Pine Riders	Willow River	2327	\$1,458,244	\$1,196,788	\$261,456	\$142,735	54.59%	\$111,747	42.74%	\$54,384	20.80%	\$0	0.00%	\$57,363	21.94%
Northfield Fire Relief Assoc	Northfield	3451	\$134,080	\$116,350	\$17,730	\$12,652	71.36%	\$8,354	47.12%	\$4,750	26.79%	\$0	0.00%	\$3,604	20.33%
Northland Lions Club	Remer	1311	\$275,884	\$216,204	\$59,662	\$42,707	71.58%	\$19,522	32.72%	\$12,951	21.71%	\$0	0.00%	\$6,571	11.01%
Northwest Area Jaycees	Corcoran	2463	\$986,595	\$848,562	\$138,033	\$83,523	60.51%	\$90,368	65.47%	\$54,905	39.78%	\$0	0.00%	\$35,463	25.69%
Northwest Tonka Lions Club	Mound	1830	\$1,191,488	\$928,205	\$262,283	\$188,357	71.81%	\$79,138	30.17%	\$35,284	13.45%	\$0	0.00%	\$43,854	16.72%
Northwestern Health Sciences Uni	Bloomington	3070	\$2,300,151	\$1,661,559	\$638,592	\$366,002	57.31%	\$255,531	40.01%	\$200,000	31.32%	\$0	0.00%	\$55,531	8.70%
Norwood Young America Lions Cl	Norwood Young	3552	\$51,372	\$42,073	\$9,299	\$4,677	50.30%	\$4,095	44.04%	\$2,200	23.66%	\$0	0.00%	\$1,895	20.38%
Odessa Farm Fire Dept Relief Ass	Odessa	36719	\$134,523	\$110,152	\$24,371	\$10,296	42.25%	\$10,282	42.19%	\$6,750	27.70%	\$0	0.00%	\$3,532	14.49%
Ogilvie Lions Club	Ogilvie	823	\$1,136,248	\$962,620	\$173,627	\$95,671	55.10%	\$66,254	38.16%	\$21,128	12.17%	\$0	0.00%	\$45,126	25.99%
Olivia Ambulance Service Inc	Olivia	34680	\$236,267	\$196,373	\$39,895	\$23,358	58.55%	\$14,516	36.39%	\$10,000	25.07%	\$0	0.00%	\$4,516	11.32%
Olivia Area Chamber of Commerc	Olivia	1105	\$542,123	\$461,297	\$80,826	\$51,597	63.84%	\$21,993	27.21%	\$9,558	11.83%	\$0	0.00%	\$12,435	15.38%
Olmsted County Hockey Associati	Rochester	3995	\$1,044,647	\$794,834	\$249,813	\$162,450	65.03%	\$119,703	47.92%	\$80,500	32.22%	\$0	0.00%	\$39,203	15.69%
Onamia Lions Club	Onamia	1433	\$630,639	\$496,690	\$133,949	\$90,619	67.65%	\$57,547	42.96%	\$43,998	32.85%	\$0	0.00%	\$13,549	10.12%
Optimist Club of St. Cloud	St. Cloud	2539	\$3,444,708	\$2,874,641	\$570,067	\$258,496	45.34%	\$328,020	57.54%	\$117,508	20.61%	\$0	0.00%	\$210,512	36.93%
Osakis Economic Development C	Osakis	2080	\$988,907	\$828,763	\$160,144	\$82,599	51.58%	\$62,290	38.90%	\$27,425	17.13%	\$0	0.00%	\$34,865	21.77%
Osseo Firemens Relief Assoc	Osseo	1851	\$2,122,681	\$1,805,840	\$316,841	\$184,290	58.16%	\$132,316	41.76%	\$27,000	8.52%	\$0	0.00%	\$105,316	33.24%
Osseo Lions Club	Osseo	640	\$2,716,181	\$2,331,217	\$384,964	\$198,945	51.68%	\$189,319	49.18%	\$40,170	10.43%	\$0	0.00%	\$149,149	38.74%

FY2010 Lawful (Charitable) Gambling Report to Legislature - Alpha by Organization

Organization Name	City	License #	Gross Receipts	Prizes	Net Receipts	Allowable Expenses	Allowable Expenses %	Total Lawful Purpose	Total Lawful Purpose %	Charitable Donations	Charitable Donations %	Other Lawful Purpose	Other Lawful Purpose %	Taxes and Fees	Taxes and Fees %
Osseo Maple Grove Basketball As	Maple Grove	36154	\$588,702	\$488,365	\$100,337	\$83,388	83.11%	\$16,739	16.68%	\$2,000	1.99%	\$0	0.00%	\$14,739	14.69%
Osseo Maple Grove Hockey Asso	Maple Grove	2505	\$2,036,479	\$1,779,524	\$256,955	\$119,155	46.37%	\$172,352	67.07%	\$56,750	22.09%	\$0	0.00%	\$115,602	44.99%
Ostrander Lions	Ostrander	35149	\$56,256	\$45,707	\$10,549	\$5,585	52.94%	\$7,938	75.25%	\$6,205	58.82%	\$0	0.00%	\$1,733	16.43%
Ottertail Lions Club	Ottertail	194	\$2,094,011	\$1,816,673	\$277,338	\$145,642	52.51%	\$130,829	47.17%	\$24,069	8.68%	\$0	0.00%	\$106,760	38.49%
Ottertail Rod & Gun Club	Ottertail	986	\$693,986	\$582,877	\$111,109	\$57,010	51.31%	\$36,312	32.68%	\$10,399	9.36%	\$3,750	3.38%	\$22,163	19.95%
Outing Chamber Of Commerce	Outing	2769	\$520,460	\$390,214	\$130,246	\$86,033	66.05%	\$57,008	43.77%	\$44,934	34.50%	\$0	0.00%	\$12,074	9.27%
Owatonna Wrestling Assoc	Owatonna	4798	\$514,280	\$402,744	\$111,535	\$72,933	65.39%	\$38,767	34.76%	\$30,000	26.90%	\$0	0.00%	\$8,767	7.86%
Owatonna Youth Hockey Assoc	Owatonna	74008	\$453,702	\$357,100	\$96,602	\$58,007	60.05%	\$39,300	40.68%	\$30,040	31.10%	\$0	0.00%	\$9,260	9.59%
Palisade Fire Department	Palisade	1625	\$814,710	\$692,241	\$122,469	\$64,902	52.99%	\$48,939	39.96%	\$25,388	20.73%	\$0	0.00%	\$23,551	19.23%
Park Rapids Amateur Hockey Ass	Park Rapids	1225	\$868,927	\$738,352	\$130,575	\$95,642	73.25%	\$30,260	23.17%	\$3,500	2.68%	\$0	0.00%	\$26,760	20.49%
Parkers Prairie Sportsmen's Club	Parkers Prairie	1970	\$405,901	\$342,071	\$63,830	\$42,118	65.98%	\$21,972	34.42%	\$13,875	21.74%	\$0	0.00%	\$8,097	12.69%
Parkway Little League, Inc	St. Paul	36230	\$1,585,767	\$1,340,660	\$245,107	\$111,197	45.37%	\$130,275	53.15%	\$49,565	20.22%	\$0	0.00%	\$80,710	32.93%
Paynesville New London Spicer H	Paynesville	2503	\$623,159	\$504,915	\$118,244	\$52,638	44.52%	\$69,365	58.66%	\$4,488	3.80%	\$52,000	43.98%	\$12,877	10.89%
Pearl Lake Recreation Club	Kimball	3007	\$90,651	\$69,476	\$21,175	\$9,850	46.52%	\$13,211	62.39%	\$10,900	51.48%	\$0	0.00%	\$2,311	10.91%
Pelican Lakes Conservation Club	Pequot Lakes	2734	\$845,902	\$635,888	\$209,981	\$126,932	60.45%	\$72,857	34.70%	\$33,173	15.80%	\$10,200	4.86%	\$29,484	14.04%
Pemberton Firefighters Relief Ass	Pemberton	3862	\$342,064	\$272,300	\$69,764	\$43,728	62.68%	\$20,854	29.89%	\$14,187	20.34%	\$0	0.00%	\$6,667	9.56%
Pengilly Booster Club	Pengilly	5113	\$1,248,363	\$1,001,297	\$247,066	\$129,172	52.28%	\$115,424	46.72%	\$74,267	30.06%	\$0	0.00%	\$41,157	16.66%
Pequot Lakes Youth Hockey Asso	Crosslake	2055	\$1,576,256	\$1,246,771	\$329,486	\$123,265	37.41%	\$218,405	66.29%	\$149,306	45.31%	\$0	0.00%	\$69,099	20.97%
Perham Athletic Assoc	Perham	2209	\$158,338	\$128,550	\$29,788	\$24,914	83.64%	\$9,867	33.12%	\$6,374	21.40%	\$0	0.00%	\$3,493	11.73%
Perham Lions Club	Perham	851	\$551,473	\$426,778	\$124,695	\$68,968	55.31%	\$57,475	46.09%	\$42,756	34.29%	\$0	0.00%	\$14,719	11.80%
Piedmont Heights Hockey Assoc	Duluth	2912	\$406,213	\$352,291	\$53,922	\$33,201	61.57%	\$18,858	34.97%	\$10,000	18.55%	\$0	0.00%	\$8,858	16.43%
Pierz Fire Relief Assoc	Pierz	3222	\$290,980	\$235,062	\$55,918	\$31,144	55.70%	\$29,008	51.88%	\$22,094	39.51%	\$0	0.00%	\$6,914	12.36%
Pierz Lions Club	Pierz	3174	\$356,840	\$307,699	\$49,141	\$25,844	52.59%	\$24,003	48.85%	\$17,950	36.53%	\$0	0.00%	\$6,053	12.32%
Pillager Firemens Relief Assoc	Pillager	4168	\$269,150	\$215,644	\$53,506	\$26,489	49.51%	\$19,066	35.63%	\$13,499	25.23%	\$0	0.00%	\$5,567	10.40%
Pillager Lions Club	Pillager	981	\$101,746	\$80,491	\$21,255	\$15,112	71.10%	\$10,244	48.20%	\$8,010	37.69%	\$0	0.00%	\$2,234	10.51%
Pine Center Sportsmen's Club	Brainerd	2394	\$181,556	\$146,497	\$35,059	\$22,661	64.64%	\$11,112	31.70%	\$7,161	20.43%	\$0	0.00%	\$3,951	11.27%
Pine City Youth Hockey Assoc	Pine City	1934	\$501,073	\$375,759	\$125,314	\$69,999	55.86%	\$52,724	42.07%	\$39,476	31.50%	\$0	0.00%	\$13,248	10.57%
Pine Island Volunteer Firemen's R	Pine Island	3120	\$244,154	\$193,233	\$50,922	\$33,374	65.54%	\$38,270	75.15%	\$32,350	63.53%	\$0	0.00%	\$5,920	11.63%
Plainview Firemens Relief Associa	Plainview	3223	\$295,527	\$221,459	\$74,068	\$38,021	51.33%	\$53,042	71.61%	\$46,308	62.52%	\$0	0.00%	\$6,734	9.09%
Plainview Lions Club	Plainview	1928	\$66,763	\$54,721	\$12,042	\$10,360	86.03%	\$2,253	18.71%	\$200	1.66%	\$0	0.00%	\$2,053	17.05%
Plato Fire Relief Assoc	Plato	4624	\$425,144	\$332,403	\$92,741	\$44,330	47.80%	\$42,333	45.65%	\$30,865	33.28%	\$0	0.00%	\$11,468	12.37%
Platte Lake Property Owners Asso	Minnetrista	31337	\$1,343,646	\$1,059,119	\$284,527	\$170,066	59.77%	\$110,556	38.86%	\$54,150	19.03%	\$0	0.00%	\$56,406	19.82%
Plummer Lions Club	Plummer	2402	\$1,117,227	\$941,590	\$175,637	\$79,316	45.16%	\$94,609	53.87%	\$52,009	29.61%	\$0	0.00%	\$42,600	24.25%

FY2010 Lawful (Charitable) Gambling Report to Legislature - Alpha by Organization

Organization Name	City	License #	Gross Receipts	Prizes	Net Receipts	Allowable Expenses	Allowable Expenses %	Total Lawful Purpose	Total Lawful Purpose %	Charitable Donations	Charitable Donations %	Other Lawful Purpose	Other Lawful Purpose %	Taxes and Fees	Taxes and Fees %
Plymouth Lions Club Inc	Plymouth	34308	\$2,036,080	\$1,635,692	\$400,388	\$251,715	62.87%	\$135,827	33.92%	\$30,827	7.70%	\$0	0.00%	\$105,000	26.22%
Pna Zagloba Lodge 1033 South St	South St. Paul	725	\$186,206	\$144,848	\$41,358	\$33,395	80.75%	\$13,078	31.62%	\$9,300	22.49%	\$0	0.00%	\$3,778	9.13%
Pokegama Lake Association	Pine City	2992	\$1,272,642	\$1,021,523	\$251,119	\$136,993	54.55%	\$96,642	38.48%	\$68,182	27.15%	(\$21,375)	-8.51%	\$49,835	19.85%
Police Benevolent Association of	Rochester	34478	\$124,958	\$101,325	\$23,663	\$14,882	62.89%	\$11,928	50.41%	\$8,810	37.23%	\$0	0.00%	\$3,118	13.18%
Porter Firemans Relief Assoc	Porter	2501	\$182,305	\$147,332	\$34,973	\$26,063	74.52%	\$14,668	41.94%	\$11,063	31.63%	\$0	0.00%	\$3,605	10.31%
Prairie Ecology Bus Center	Lakefield	33048	\$1,962,114	\$1,617,855	\$344,259	\$173,949	50.53%	\$180,065	52.31%	\$74,550	21.66%	\$0	0.00%	\$105,515	30.65%
Prairie Playhouse Child Care Inc	Appleton	32109	\$419,224	\$335,872	\$83,352	\$46,041	55.24%	\$45,113	54.12%	\$37,900	45.47%	\$0	0.00%	\$7,213	8.65%
Preston Fire Relief Assoc	Preston	36712	\$214,793	\$176,538	\$38,255	\$20,655	53.99%	\$18,153	47.45%	\$13,000	33.98%	\$0	0.00%	\$5,153	13.47%
Preston Servicemen's Club	Preston	1004	\$93,215	\$72,659	\$20,556	\$6,318	30.74%	\$9,539	46.40%	\$1,795	8.73%	\$5,395	26.25%	\$2,349	11.43%
Princeton Jaycees	Princeton	1818	\$651,073	\$530,956	\$120,117	\$97,340	81.04%	\$36,197	30.13%	\$17,920	14.92%	\$4,500	3.75%	\$13,777	11.47%
Princeton Youth Hockey Assoc	Princeton	1414	\$798,447	\$634,918	\$163,528	\$93,269	57.04%	\$71,523	43.74%	\$52,943	32.38%	\$0	0.00%	\$18,580	11.36%
Prior Lake Lions Club	Prior Lake	1558	\$873,376	\$702,884	\$170,492	\$103,159	60.51%	\$73,116	42.89%	\$48,276	28.32%	\$0	0.00%	\$24,840	14.57%
Prior Lake Optimist Club	Prior Lake	2523	\$644,076	\$528,299	\$115,777	\$61,126	52.80%	\$58,536	50.56%	\$43,765	37.80%	\$0	0.00%	\$14,771	12.76%
Prosperity Heights Booster Club	St. Paul	651	\$1,144,218	\$958,903	\$185,315	\$118,146	63.75%	\$69,377	37.44%	\$22,222	11.99%	\$0	0.00%	\$47,155	25.45%
Rainy Lake Sportfishing Club	International Fall	36010	\$509,899	\$407,079	\$102,820	\$64,832	63.05%	\$33,727	32.80%	\$23,289	22.65%	\$0	0.00%	\$10,438	10.15%
Ramsey Lions Club	Anoka	1203	\$5,993,657	\$4,981,307	\$1,012,351	\$499,800	49.37%	\$483,241	47.73%	\$97,019	9.58%	\$0	0.00%	\$386,222	38.15%
Randall Cushing Area Lions Club	Randall	2873	\$431,600	\$364,690	\$66,910	\$49,154	73.46%	\$20,771	31.04%	\$10,794	16.13%	\$0	0.00%	\$9,977	14.91%
Randolph Fire Department Relief	Randolph	3317	\$724,119	\$568,180	\$155,939	\$85,078	54.56%	\$85,994	55.15%	\$61,657	39.54%	\$0	0.00%	\$24,337	15.61%
Ranier Recreation Club	Ranier	1431	\$137,722	\$116,231	\$21,491	\$15,340	71.38%	\$3,723	17.32%	\$1,050	4.89%	\$0	0.00%	\$2,673	12.44%
REACH	Carlton	36413	\$232,135	\$198,034	\$34,101	\$12,414	36.40%	\$18,273	53.58%	\$9,909	29.06%	\$0	0.00%	\$8,364	24.53%
Reading Community Center	Reading	1351	\$80,537	\$67,218	\$13,317	\$8,871	66.61%	\$6,313	47.41%	\$4,554	34.20%	\$0	0.00%	\$1,759	13.21%
Red Lake Falls Blue Line Club	Red Lake Falls	171	\$404,148	\$334,416	\$69,732	\$27,859	39.95%	\$39,612	56.81%	\$31,181	44.72%	\$0	0.00%	\$8,431	12.09%
Red Men Club	Red Wing	731	\$395,058	\$330,035	\$65,023	\$39,543	60.81%	\$38,582	59.34%	\$14,550	22.38%	\$15,220	23.41%	\$8,812	13.55%
Red Wing Wildlife League	Red Wing	1733	\$195,410	\$158,975	\$36,435	\$23,369	64.14%	\$16,248	44.59%	\$12,250	33.62%	\$0	0.00%	\$3,998	10.97%
Redwood Area Hockey Assoc	Redwood Falls	4345	\$282,578	\$223,510	\$59,068	\$24,492	41.46%	\$35,337	59.82%	\$28,184	47.71%	\$0	0.00%	\$7,153	12.11%
Remer Fire Relief Assoc	Remer	3598	\$465,770	\$407,375	\$58,395	\$43,305	74.16%	\$19,942	34.15%	\$11,450	19.61%	\$0	0.00%	\$8,492	14.54%
Renville Lions Club	Renville	3006	\$238,497	\$185,568	\$52,930	\$28,505	53.85%	\$27,411	51.79%	\$22,054	41.67%	\$0	0.00%	\$5,357	10.12%
Reservoir Riders	Duluth	3836	\$73,710	\$58,913	\$14,797	\$14,497	97.97%	\$5,095	34.43%	\$3,672	24.82%	\$100	0.68%	\$1,323	8.94%
Rice Area Sportsmen's Club	Rice	2338	\$537,877	\$422,953	\$114,924	\$90,731	78.95%	\$41,769	36.34%	\$30,810	26.81%	\$0	0.00%	\$10,959	9.54%
Rice Lions Club	Rice	1153	\$182,788	\$133,971	\$48,817	\$31,833	65.21%	\$18,979	38.88%	\$14,788	30.29%	\$0	0.00%	\$4,191	8.59%
Richmond Big Lake Aquatic Assoc	Richmond	2744	\$27,013	\$20,988	\$6,025	\$8,184	135.83%	\$4,865	80.75%	\$3,886	64.50%	\$0	0.00%	\$979	16.25%
Richmond Firemens Relief Assoc	Richmond	2966	\$313,598	\$258,635	\$54,963	\$31,333	57.01%	\$21,981	39.99%	\$14,662	26.68%	\$0	0.00%	\$7,319	13.32%
Richmond Lions Club	Richmond	1552	\$515,344	\$415,521	\$99,823	\$55,213	55.31%	\$43,791	43.87%	\$33,005	33.06%	\$0	0.00%	\$10,786	10.81%

FY2010 Lawful (Charitable) Gambling Report to Legislature - Alpha by Organization

Organization Name	City	License #	Gross Receipts	Prizes	Net Receipts	Allowable Expenses	Allowable Expenses %	Total Lawful Purpose	Total Lawful Purpose %	Charitable Donations	Charitable Donations %	Other Lawful Purpose	Other Lawful Purpose %	Taxes and Fees	Taxes and Fees %
River Bend Nature Center	Faribault	2715	\$614,232	\$484,889	\$129,343	\$65,628	50.74%	\$63,359	48.99%	\$52,491	40.58%	\$0	0.00%	\$10,868	8.40%
Rochester Juvenile Hockey Assoc	Rochester	3626	\$1,657,110	\$1,279,211	\$377,899	\$280,498	74.23%	\$113,478	30.03%	\$29,361	7.77%	\$0	0.00%	\$84,117	22.26%
Rochester Minnesota Amateur Sp	Rochester	34759	\$710,981	\$568,933	\$142,049	\$118,251	83.25%	\$39,097	27.52%	\$22,250	15.66%	\$0	0.00%	\$16,847	11.86%
Rochester Senior Center Foundati	Rochester	36207	\$1,420,454	\$970,513	\$449,941	\$337,443	75.00%	\$102,970	22.89%	\$65,000	14.45%	\$0	0.00%	\$37,970	8.44%
Rock Creek Lions Club	Rock Creek	1412	\$368,928	\$295,828	\$73,100	\$38,297	52.39%	\$30,980	42.38%	\$23,385	31.99%	\$0	0.00%	\$7,595	10.39%
Rockville Lions Club	Rockville	1609	\$260,493	\$211,070	\$49,423	\$33,683	68.15%	\$15,115	30.58%	\$9,857	19.94%	\$0	0.00%	\$5,258	10.64%
Rocori Community Booster Club	Cold Spring	4174	\$159,810	\$125,919	\$33,891	\$13,986	41.27%	\$19,522	57.60%	\$14,243	42.03%	\$0	0.00%	\$5,279	15.58%
Rogers Firemen's Relief Assoc	Rogers	1601	\$1,525,765	\$1,273,223	\$252,542	\$147,471	58.39%	\$105,835	41.91%	\$39,000	15.44%	\$0	0.00%	\$66,835	26.46%
Rogers Lions Club	Rogers	2630	\$112,637	\$81,645	\$30,992	\$14,471	46.69%	\$17,264	55.70%	\$14,000	45.17%	\$0	0.00%	\$3,264	10.53%
Rollingstone Fire Fighters Relief A	Rollingstone	3951	\$724,011	\$582,789	\$141,221	\$72,929	51.64%	\$74,134	52.50%	\$56,150	39.76%	\$0	0.00%	\$17,984	12.73%
Rollingstone Jaycees	Rollingstone	3080	\$46,995	\$38,709	\$8,286	\$5,983	72.21%	\$3,004	36.25%	\$2,191	26.44%	\$0	0.00%	\$813	9.81%
Roosevelt Arena Assoc	Roosevelt	35373	\$124,736	\$96,110	\$28,626	\$15,020	52.47%	\$9,540	33.33%	\$6,500	22.71%	\$0	0.00%	\$3,040	10.62%
Rosemount Area Hockey Assoc	Rosemount	19062	\$1,449,414	\$1,194,210	\$255,204	\$86,166	33.76%	\$107,004	41.93%	\$37,522	14.70%	\$0	0.00%	\$69,482	27.23%
Rosemount Lions Club	Rosemount	2300	\$494,151	\$400,854	\$93,297	\$50,612	54.25%	\$50,912	54.57%	\$41,692	44.69%	\$0	0.00%	\$9,220	9.88%
Roseville Area Youth Hockey Ass	Roseville	3191	\$3,754,182	\$2,704,669	\$1,049,513	\$621,833	59.25%	\$436,424	41.58%	\$298,623	28.45%	\$0	0.00%	\$137,801	13.13%
Rothsay Fire Department Relief A	Rothsay	35875	\$344,333	\$270,371	\$73,962	\$34,209	46.25%	\$35,100	47.46%	\$27,942	37.78%	\$0	0.00%	\$7,158	9.68%
Royalton Firemens Relief Assoc	Royalton	2681	\$1,059,662	\$860,394	\$199,268	\$105,868	53.13%	\$81,211	40.75%	\$49,526	24.85%	\$0	0.00%	\$31,685	15.90%
Rush City Jaycees	Rush City	2191	\$1,037,253	\$864,852	\$172,401	\$116,811	67.76%	\$58,700	34.05%	\$27,861	16.16%	\$0	0.00%	\$30,839	17.89%
Rush City Lions Club	Rush City	2161	\$47,296	\$35,269	\$12,027	\$10,195	84.77%	\$3,140	26.11%	\$1,834	15.25%	\$0	0.00%	\$1,306	10.86%
Rush City Sno Bugs	Rush City	5615	\$634,646	\$515,053	\$119,593	\$61,162	51.14%	\$62,138	51.96%	\$30,014	25.10%	\$18,872	15.78%	\$13,252	11.08%
Rush Lake Improvement Assoc	Rush City	3123	\$655,462	\$544,383	\$111,079	\$83,805	75.45%	\$34,040	30.64%	\$19,380	17.45%	\$250	0.23%	\$14,410	12.97%
Rushford Peterson Booster Club	Rushford	4693	\$315,748	\$258,066	\$57,682	\$20,429	35.42%	\$36,778	63.76%	\$29,890	51.82%	\$0	0.00%	\$6,888	11.94%
Sacred Heart Fire Mens Relief Ass	Sacred Heart	2434	\$290,313	\$236,565	\$53,748	\$31,555	58.71%	\$24,106	44.85%	\$18,250	33.95%	\$0	0.00%	\$5,856	10.90%
Sandstone Lions Club	Sandstone	2057	\$299,000	\$248,101	\$50,899	\$34,109	67.01%	\$21,682	42.60%	\$15,605	30.66%	\$0	0.00%	\$6,077	11.94%
Santiago Lions Club Inc	Becker	34025	\$283,783	\$220,806	\$62,977	\$29,137	46.27%	\$32,546	51.68%	\$24,243	38.50%	\$0	0.00%	\$8,303	13.18%
Sartell Youth Hockey	Sartell	31924	\$692,934	\$505,191	\$187,743	\$85,936	45.77%	\$97,077	51.71%	\$79,327	42.25%	\$0	0.00%	\$17,750	9.45%
Sauk Centre Conservation Club	Sauk Centre	1854	\$360,734	\$291,458	\$69,276	\$57,881	83.55%	\$23,367	33.73%	\$16,570	23.92%	\$0	0.00%	\$6,797	9.81%
Sauk Centre Fire Relief Assoc	Sauk Centre	5439	\$633,193	\$519,890	\$113,303	\$61,543	54.32%	\$42,673	37.66%	\$27,000	23.83%	\$0	0.00%	\$15,673	13.83%
Sauk Centre Youth Hockey Assoc	Sauk Centre	2527	\$664,699	\$542,224	\$122,475	\$59,622	48.68%	\$61,853	50.50%	\$43,000	35.11%	\$0	0.00%	\$18,853	15.39%
Sauk Rapids Baseball Assoc	Sauk Rapids	35034	\$847,254	\$666,909	\$180,345	\$121,583	67.42%	\$57,752	32.02%	\$33,500	18.58%	\$0	0.00%	\$24,252	13.45%
Sauk Rapids Sportsmen's Club	Sauk Rapids	1329	\$973,371	\$762,983	\$210,388	\$106,293	50.52%	\$110,733	52.63%	\$82,826	39.37%	\$0	0.00%	\$27,907	13.26%
Scandia Marine Lions Club	Scandia	6419	\$138,933	\$97,351	\$41,582	\$17,901	43.05%	\$19,903	47.86%	\$15,296	36.79%	\$0	0.00%	\$4,607	11.08%
Searles Baseball Assoc	New Ulm	2876	\$233,881	\$173,617	\$60,264	\$30,748	51.02%	\$22,577	37.46%	\$17,534	29.10%	\$0	0.00%	\$5,043	8.37%

FY2010 Lawful (Charitable) Gambling Report to Legislature - Alpha by Organization

Organization Name	City	License #	Gross Receipts	Prizes	Net Receipts	Allowable Expenses	Allowable Expenses %	Total Lawful Purpose	Total Lawful Purpose %	Charitable Donations	Charitable Donations %	Other Lawful Purpose	Other Lawful Purpose %	Taxes and Fees	Taxes and Fees %
Servicemens Club Inc	Sleepy Eye	1043	\$110,802	\$86,233	\$24,569	\$9,564	38.93%	\$17,023	69.29%	\$2,700	10.99%	\$10,245	41.70%	\$4,078	16.60%
Sexual Assault Program of North	Virginia	2224	\$685,199	\$587,055	\$98,143	\$49,983	50.93%	\$46,157	47.03%	\$31,000	31.59%	\$0	0.00%	\$15,157	15.44%
Shafer Firemens Vol Benefit Asso	Shafer	2326	\$1,073,505	\$922,882	\$150,624	\$88,916	59.03%	\$55,214	36.66%	\$14,350	9.53%	\$0	0.00%	\$40,864	27.13%
Shako Valley Amateur Hockey As	Shakopee	1969	\$641,712	\$511,223	\$130,489	\$86,931	66.62%	\$37,637	28.84%	\$21,250	16.28%	\$0	0.00%	\$16,387	12.56%
Shakopee Lions Club	Shakopee	1576	\$360,032	\$296,984	\$63,048	\$42,232	66.98%	\$25,234	40.02%	\$16,350	25.93%	\$0	0.00%	\$8,884	14.09%
Shakopee Rotary Club	Shakopee	2844	\$779,376	\$627,594	\$151,782	\$87,042	57.35%	\$65,644	43.25%	\$43,916	28.93%	\$0	0.00%	\$21,728	14.32%
Shaokatan Sportsmen Club	Lake Benton	2672	\$697,993	\$549,790	\$148,203	\$86,061	58.07%	\$50,547	34.11%	\$32,399	21.86%	\$0	0.00%	\$18,148	12.25%
Shrine Club Color Guard	Detroit Lakes	2477	\$757,831	\$618,307	\$139,523	\$83,944	60.16%	\$51,135	36.65%	\$33,095	23.72%	\$0	0.00%	\$18,040	12.93%
Sibley Hockey Booster Club	Mendota Height	2467	\$2,167,522	\$1,769,040	\$398,482	\$181,410	45.53%	\$214,965	53.95%	\$102,278	25.67%	\$0	0.00%	\$112,687	28.28%
Silver Lake Lions Club	Silver Lake	2679	\$243,250	\$190,900	\$52,350	\$32,857	62.76%	\$19,124	36.53%	\$14,324	27.36%	\$0	0.00%	\$4,800	9.17%
Ski Gull	Nisswa	1960	\$164,891	\$122,331	\$42,560	\$32,747	76.94%	\$9,657	22.69%	\$4,640	10.90%	\$0	0.00%	\$5,017	11.79%
Slayton Volunteer Fire Departmen	Slayton	35244	\$168,203	\$136,416	\$31,787	\$20,029	63.01%	\$10,598	33.34%	\$6,815	21.44%	\$250	0.79%	\$3,533	11.11%
Sleepy Eye Arena Assoc	Sleepy Eye	5389	\$447,338	\$342,877	\$104,461	\$30,524	29.22%	\$50,030	47.89%	\$39,141	37.47%	\$0	0.00%	\$10,889	10.42%
Sleepy Eye Hockey Assoc	Sleepy Eye	2449	\$499,841	\$390,247	\$109,594	\$55,713	50.84%	\$42,266	38.57%	\$32,244	29.42%	\$0	0.00%	\$10,022	9.14%
Sobieski Lions Club	Swanville	3135	\$506,240	\$408,146	\$98,094	\$41,173	41.97%	\$55,930	57.02%	\$46,079	46.97%	\$0	0.00%	\$9,851	10.04%
South Haven Firemen's Relief Ass	South Haven	1976	\$1,085,158	\$910,602	\$174,556	\$93,919	53.80%	\$84,806	48.58%	\$43,850	25.12%	\$0	0.00%	\$40,956	23.46%
South Robert Street Business Ass	West St. Paul	726	\$1,965,326	\$1,609,138	\$356,188	\$212,540	59.67%	\$147,937	41.53%	\$40,070	11.25%	\$0	0.00%	\$107,867	30.28%
South St. Paul Lions Club	South St. Paul	2824	\$637,472	\$499,542	\$137,930	\$85,193	61.77%	\$54,401	39.44%	\$39,621	28.73%	\$0	0.00%	\$14,780	10.72%
South St. Paul Youth Hockey Asso	South St. Paul	2851	\$783,383	\$635,026	\$148,357	\$97,410	65.66%	\$54,473	36.72%	\$34,519	23.27%	\$0	0.00%	\$19,954	13.45%
Southwest Hockey Assoc	Minneapolis	3113	\$1,935,763	\$1,560,917	\$374,845	\$286,538	76.44%	\$87,417	23.32%	\$5,000	1.33%	\$0	0.00%	\$82,417	21.99%
Spring Grove Commercial Club	Spring Grove	1744	\$211,928	\$172,060	\$39,868	\$16,571	41.56%	\$24,665	61.87%	\$20,760	52.07%	\$0	0.00%	\$3,905	9.79%
Spring Hill Recreation Club	Belgrade	2637	\$124,727	\$96,751	\$27,976	\$17,650	63.09%	\$5,154	18.42%	\$1,977	7.07%	\$0	0.00%	\$3,177	11.36%
Spring Lake Park District 16 Youth	Blaine	3124	\$1,936,741	\$1,558,237	\$378,504	\$209,934	55.46%	\$179,751	47.49%	\$78,770	20.81%	\$0	0.00%	\$100,981	26.68%
Spring Lake Park Lions Club	Spring Lake Par	584	\$6,496,112	\$5,298,711	\$1,197,401	\$803,467	67.10%	\$391,647	32.71%	\$56,385	4.71%	\$0	0.00%	\$335,262	28.00%
Spring Valley Area Ambulance As	Spring Valley	2917	\$341,749	\$283,909	\$57,840	\$39,894	68.97%	\$19,222	33.23%	\$12,695	21.95%	\$0	0.00%	\$6,527	11.28%
St. Clair Fire Relief Assoc	St. Clair	2358	\$212,573	\$176,248	\$36,325	\$20,901	57.54%	\$14,259	39.25%	\$9,050	24.91%	\$0	0.00%	\$5,209	14.34%
St. Cloud All-City High School Ban	St. Cloud	32645	\$561,253	\$444,269	\$116,984	\$66,610	56.94%	\$50,357	43.05%	\$36,846	31.50%	\$0	0.00%	\$13,511	11.55%
St. Cloud Area Golden Gloves Box	St. Cloud	3425	\$1,850,360	\$1,464,211	\$389,149	\$229,447	58.96%	\$132,841	34.14%	\$49,264	12.66%	\$0	0.00%	\$83,577	21.48%
St. Cloud Lions Club	St. Cloud	3097	\$1,330,341	\$1,046,799	\$283,542	\$155,236	54.75%	\$129,080	45.52%	\$65,878	23.23%	\$1,230	0.43%	\$61,972	21.86%
St. Cloud Noon Optimist Club	St. Cloud	32368	\$475,778	\$372,870	\$102,907	\$65,282	63.44%	\$35,036	34.05%	\$23,807	23.13%	\$145	0.14%	\$11,084	10.77%
St. Francis Lions Club	St. Francis	2688	\$2,405,672	\$2,030,919	\$374,753	\$243,496	64.98%	\$136,775	36.50%	\$6,650	1.77%	\$0	0.00%	\$130,125	34.72%
St. Francis Youth Hockey Assoc	St. Francis	3126	\$1,682,125	\$1,329,889	\$352,236	\$202,135	57.39%	\$164,256	46.63%	\$94,014	26.69%	\$0	0.00%	\$70,242	19.94%
St. Hilaire Community Club	St. Hilaire	1076	\$358,881	\$295,305	\$63,576	\$31,025	48.80%	\$22,350	35.15%	\$14,502	22.81%	\$0	0.00%	\$7,848	12.34%

FY2010 Lawful (Charitable) Gambling Report to Legislature - Alpha by Organization

Organization Name	City	License #	Gross Receipts	Prizes	Net Receipts	Allowable Expenses	Allowable Expenses %	Total Lawful Purpose	Total Lawful Purpose %	Charitable Donations	Charitable Donations %	Other Lawful Purpose	Other Lawful Purpose %	Taxes and Fees	Taxes and Fees %
St. James Lions Club	St. James	5492	\$144,636	\$110,905	\$33,731	\$14,867	44.08%	\$12,437	36.87%	\$9,045	26.82%	\$0	0.00%	\$3,392	10.06%
St. John Nepomuk Church Lastrup	Lastrup	2115	\$204,057	\$166,797	\$37,260	\$21,112	56.66%	\$11,834	31.76%	\$8,400	22.54%	\$0	0.00%	\$3,434	9.22%
St. Joseph Church Waite Park	Waite Park	1720	\$1,033,741	\$790,598	\$243,147	\$150,377	61.85%	\$102,151	42.01%	\$70,872	29.15%	\$0	0.00%	\$31,279	12.86%
St. Joseph Jaycees	St. Joseph	3011	\$328,856	\$280,039	\$48,817	\$31,850	65.24%	\$29,761	60.96%	\$23,682	48.51%	\$0	0.00%	\$6,079	12.45%
St. Joseph Lions Club	St. Joseph	2021	\$203,380	\$157,738	\$45,642	\$24,482	53.64%	\$20,359	44.61%	\$16,144	35.37%	\$0	0.00%	\$4,215	9.23%
St. Katherine Ukrainian Orthodox	Arden Hills	31686	\$4,091,664	\$3,082,047	\$1,009,617	\$685,505	67.90%	\$342,534	33.93%	\$247,634	24.53%	\$0	0.00%	\$94,900	9.40%
St. Lawrence Church Foley	Foley	1080	\$360,853	\$285,593	\$75,260	\$35,360	46.98%	\$42,856	56.94%	\$34,379	45.68%	\$0	0.00%	\$8,477	11.26%
St. Louis Park Hockey Boosters A	Edina	3238	\$3,087,336	\$2,592,175	\$495,161	\$189,972	38.37%	\$303,465	61.29%	\$127,208	25.69%	\$0	0.00%	\$176,257	35.60%
St. Maron Church Minneapolis	Minneapolis	32235	\$5,475,723	\$4,569,528	\$906,195	\$596,171	65.79%	\$363,608	40.12%	\$20,000	2.21%	\$0	0.00%	\$343,608	37.92%
St. Martin Commercial Club	St. Martin	3161	\$177,526	\$143,756	\$33,770	\$14,167	41.95%	\$28,110	83.24%	\$21,379	63.31%	\$0	0.00%	\$6,731	19.93%
St. Mathias Parks & Recreation	Fort Ripley	4215	\$215,119	\$169,398	\$45,722	\$29,710	64.98%	\$23,282	50.92%	\$19,000	41.56%	\$0	0.00%	\$4,282	9.37%
St. Paul Fire Fighters Local 21 Be	St. Paul	3046	\$1,985,620	\$1,600,050	\$385,570	\$263,183	68.26%	\$115,774	30.03%	\$3,962	1.03%	\$0	0.00%	\$111,812	29.00%
St. Paul Midway Lions Club Found	St. Paul	5186	\$1,385,151	\$1,065,198	\$319,953	\$231,096	72.23%	\$93,617	29.26%	\$25,677	8.03%	\$0	0.00%	\$67,940	21.23%
St. Paul North Ramsey 500 Lions	St. Paul	1878	\$651,936	\$519,952	\$131,984	\$107,676	81.58%	\$19,388	14.69%	\$5,258	3.98%	\$0	0.00%	\$14,130	10.71%
St. Paul Park Newport Lions Club	Newport	1107	\$3,024,819	\$2,475,987	\$548,832	\$271,369	49.44%	\$272,029	49.57%	\$98,349	17.92%	\$0	0.00%	\$173,680	31.65%
St. Peter Red Men Club	St. Peter	249	\$1,778,808	\$1,446,446	\$332,362	\$151,712	45.65%	\$173,529	52.21%	\$59,730	17.97%	\$23,929	7.20%	\$89,870	27.04%
St. Philip Church Litchfield	Litchfield	809	\$594,877	\$467,694	\$127,183	\$56,921	44.76%	\$69,907	54.97%	\$56,304	44.27%	\$0	0.00%	\$13,603	10.70%
St. Rosa Jaycees	Freeport	975	\$1,034,741	\$859,913	\$174,828	\$77,246	44.18%	\$116,792	66.80%	\$76,209	43.59%	\$0	0.00%	\$40,583	23.21%
St. Stanislaus Kostka Church Win	Winona	1026	\$223,349	\$152,717	\$70,632	\$18,832	26.66%	\$52,285	74.02%	\$45,700	64.70%	\$0	0.00%	\$6,585	9.32%
St. Stephen Firefighters Relief Ass	St. Stephen	890	\$234,819	\$181,482	\$53,337	\$31,624	59.29%	\$16,776	31.45%	\$10,100	18.94%	\$0	0.00%	\$6,676	12.52%
St. Wendel Athletic Assoc	Avon	2780	\$82,492	\$65,739	\$16,753	\$9,327	55.67%	\$6,828	40.76%	\$4,745	28.32%	\$0	0.00%	\$2,083	12.43%
Stacy Lent Fire Relief Assoc	Stacy	3573	\$1,040,448	\$875,071	\$165,377	\$92,674	56.04%	\$67,433	40.78%	\$30,856	18.66%	\$0	0.00%	\$36,577	22.12%
Stacy Lions Club	Stacy	1897	\$981,637	\$797,544	\$184,093	\$83,319	45.26%	\$102,949	55.92%	\$68,013	36.94%	\$1,500	0.81%	\$33,436	18.16%
Staples Lions Club	Staples	1785	\$683,960	\$588,001	\$95,959	\$55,873	58.23%	\$41,421	43.17%	\$26,341	27.45%	\$0	0.00%	\$15,080	15.72%
Starbuck Jaycees	Starbuck	1315	\$889,287	\$761,212	\$128,075	\$64,111	50.06%	\$57,394	44.81%	\$29,645	23.15%	\$0	0.00%	\$27,749	21.67%
Steele County Snowmobile Trail A	Blooming Prairie	4992	\$877,685	\$731,475	\$146,210	\$81,500	55.74%	\$69,819	47.75%	\$5,400	3.69%	\$30,298	20.72%	\$34,121	23.34%
Stephen Argyle Booster Club	Argyle	4654	\$561,261	\$471,460	\$89,801	\$40,830	45.47%	\$48,514	54.02%	\$36,581	40.74%	\$0	0.00%	\$11,933	13.29%
Stewart Lions Club	Stewart	2390	\$328,089	\$283,279	\$44,810	\$30,835	68.81%	\$14,354	32.03%	\$8,680	19.37%	\$0	0.00%	\$5,674	12.66%
Stewartville Fire Relief Assoc	Stewartville	4261	\$597,572	\$490,718	\$106,854	\$58,635	54.87%	\$44,614	41.75%	\$31,600	29.57%	\$0	0.00%	\$13,014	12.18%
Stockton Area Promotional Group	Stockton	909	\$515,914	\$408,638	\$107,276	\$69,868	65.13%	\$34,143	31.83%	\$25,867	24.11%	\$0	0.00%	\$8,276	7.71%
Sturgeon Lake Lions Club	Sturgeon Lake	1888	\$541,599	\$452,874	\$88,726	\$45,806	51.63%	\$50,717	57.16%	\$39,875	44.94%	\$0	0.00%	\$10,842	12.22%
Swanville Lions Club	Swanville	2126	\$469,095	\$369,160	\$99,935	\$51,019	51.05%	\$51,309	51.34%	\$41,644	41.67%	\$0	0.00%	\$9,665	9.67%
Tamarack Sno Flyers Inc	Tamarack	7093	\$1,270,830	\$1,052,575	\$218,255	\$108,427	49.68%	\$108,562	49.74%	\$60,592	27.76%	\$0	0.00%	\$47,970	21.98%

FY2010 Lawful (Charitable) Gambling Report to Legislature - Alpha by Organization

Organization Name	City	License #	Gross Receipts	Prizes	Net Receipts	Allowable Expenses	Allowable Expenses %	Total Lawful Purpose	Total Lawful Purpose %	Charitable Donations	Charitable Donations %	Other Lawful Purpose	Other Lawful Purpose %	Taxes and Fees	Taxes and Fees %
Tapemark Charity Pro-Am Golf To	West St. Paul	4888	\$4,079,179	\$3,017,512	\$1,061,666	\$688,017	64.81%	\$348,348	32.81%	\$185,000	17.43%	\$0	0.00%	\$163,348	15.39%
Tartan Area Youth Hockey Assoc	Oakdale	3397	\$2,609,429	\$2,046,667	\$562,762	\$291,080	51.72%	\$242,933	43.17%	\$85,000	15.10%	\$0	0.00%	\$157,933	28.06%
The Crossing Arts Alliance	Brainerd	33604	\$451,665	\$349,179	\$102,486	\$45,370	44.27%	\$54,128	52.82%	\$45,404	44.30%	\$0	0.00%	\$8,724	8.51%
The Oakdale Athletic Association	Oakdale	82019	\$722,008	\$559,103	\$162,905	\$106,384	65.30%	\$55,241	33.91%	\$35,417	21.74%	\$0	0.00%	\$19,824	12.17%
The Twin Cities Wrestling Club, In	Minneapolis	30866	\$1,103,949	\$872,892	\$231,057	\$140,779	60.93%	\$87,322	37.79%	\$42,435	18.37%	\$0	0.00%	\$44,887	19.43%
Thief River Falls Amateur Hockey	Thief River Falls	2008	\$1,685,214	\$1,390,519	\$294,695	\$142,819	48.46%	\$152,379	51.71%	\$73,437	24.92%	\$0	0.00%	\$78,942	26.79%
Todd Area Trail Assoc	Browerville	5048	\$796,073	\$663,010	\$133,063	\$93,568	70.32%	\$55,532	41.73%	\$28,387	21.33%	\$0	0.00%	\$27,145	20.40%
Tower Firemens Relief Assoc	Tower	2771	\$606,894	\$515,251	\$91,643	\$55,157	60.19%	\$35,426	38.66%	\$21,124	23.05%	\$0	0.00%	\$14,302	15.61%
Tri Lake Sportsmens Club	Lonsdale	2251	\$860,134	\$705,081	\$155,053	\$94,560	60.99%	\$64,342	41.50%	\$38,380	24.75%	\$0	0.00%	\$25,962	16.74%
Truman Baseball Softball Associat	Truman	5716	\$377,160	\$317,877	\$59,283	\$25,386	42.82%	\$35,740	60.29%	\$28,457	48.00%	\$0	0.00%	\$7,283	12.29%
Turn In Poachers Chapt Ottertail	Detroit Lakes	5574	\$2,656,073	\$2,150,298	\$505,775	\$332,774	65.79%	\$177,826	35.16%	\$44,746	8.85%	\$0	0.00%	\$133,080	26.31%
Two Harbors Youth Hockey Assoc	Two Harbors	5594	\$467,129	\$391,778	\$75,351	\$64,238	85.25%	\$16,044	21.29%	\$5,607	7.44%	\$0	0.00%	\$10,437	13.85%
Ulen Fire Dept Relief Assoc	Ulen	2676	\$128,485	\$111,960	\$16,525	\$13,716	83.00%	\$10,274	62.17%	\$7,500	45.39%	\$0	0.00%	\$2,774	16.79%
Underwood Lions Club	Underwood	4646	\$273,441	\$217,915	\$55,526	\$30,030	54.08%	\$25,504	45.93%	\$21,094	37.99%	\$0	0.00%	\$4,410	7.94%
Union Center Inc	Albert Lea	423	\$578,256	\$471,150	\$107,105	\$68,083	63.57%	\$44,164	41.23%	\$20,915	19.53%	\$10,158	9.48%	\$13,091	12.22%
United Arts of Central Minnesota	St. Cloud	2799	\$1,150,125	\$805,324	\$344,801	\$248,234	71.99%	\$108,952	31.60%	\$80,000	23.20%	\$0	0.00%	\$28,952	8.40%
Upper Red Lake Area Assoc	Waskish	2724	\$517,688	\$415,737	\$101,951	\$57,237	56.14%	\$50,551	49.58%	\$39,720	38.96%	\$0	0.00%	\$10,831	10.62%
Upsala Lions Club	Upsala	1811	\$467,076	\$389,521	\$77,555	\$39,387	50.79%	\$43,159	55.65%	\$33,416	43.09%	\$0	0.00%	\$9,743	12.56%
Urbank Lions Club	Clitherall	1639	\$243,206	\$196,801	\$46,405	\$25,864	55.74%	\$18,391	39.63%	\$12,555	27.06%	\$0	0.00%	\$5,836	12.58%
Vadnais Heights Firefighters Relie	Vadnais Heights	2440	\$2,927,035	\$2,485,359	\$441,676	\$234,310	53.05%	\$211,286	47.84%	\$47,815	10.83%	\$0	0.00%	\$163,471	37.01%
Vadnais Heights Lions Club	Vadnais Heights	655	\$902,750	\$751,958	\$150,792	\$97,691	64.79%	\$51,638	34.24%	\$25,643	17.01%	\$0	0.00%	\$25,995	17.24%
Valley Crest Riders Snowmobile C	Rushford	36149	\$219,353	\$167,367	\$51,986	\$28,140	54.13%	\$27,303	52.52%	\$8,283	15.93%	\$14,400	27.70%	\$4,620	8.89%
Valley Golf Assoc	East Grand Fork	1640	\$593,692	\$501,883	\$91,809	\$68,800	74.94%	\$30,505	33.23%	\$15,000	16.34%	\$0	0.00%	\$15,505	16.89%
Verndale Lions Club	Verndale	1684	\$362,070	\$307,451	\$54,619	\$26,552	48.61%	\$28,064	51.38%	\$19,648	35.97%	\$0	0.00%	\$8,416	15.41%
Vernon Center Fire Relief Assoc	Vernon Center	2006	\$117,839	\$93,754	\$24,085	\$10,624	44.11%	\$20,060	83.29%	\$17,600	73.07%	\$0	0.00%	\$2,460	10.21%
Veseli Jaycees	Veseli	2229	\$581,324	\$492,645	\$88,679	\$45,572	51.39%	\$37,566	42.36%	\$25,128	28.34%	\$0	0.00%	\$12,438	14.03%
Veterans Club Onamia	Onamia	374	\$698,269	\$561,222	\$137,047	\$66,162	48.28%	\$64,355	46.96%	\$26,440	19.29%	\$20,031	14.62%	\$17,884	13.05%
VFW Post 10796	Ham Lake	5861	\$944,497	\$774,151	\$170,346	\$109,284	64.15%	\$65,468	38.43%	\$1,812	1.06%	\$36,485	21.42%	\$27,171	15.95%
VFW Post 1112	Little Falls	124	\$551,023	\$426,910	\$124,113	\$86,573	69.75%	\$45,531	36.69%	\$1,330	1.07%	\$33,103	26.67%	\$11,098	8.94%
VFW Post 1140	Long Prairie	535	\$439,850	\$346,017	\$93,832	\$57,060	60.81%	\$39,118	41.69%	\$5,216	5.56%	\$22,738	24.23%	\$11,164	11.90%
VFW Post 1210 Hastings	Hastings	149	\$242,644	\$196,121	\$46,523	\$19,381	41.66%	\$15,342	32.98%	\$2,023	4.35%	\$7,112	15.29%	\$6,207	13.34%
VFW Post 1215 Rochester	Rochester	405	\$1,451,788	\$1,164,636	\$287,152	\$166,387	57.94%	\$94,292	32.84%	\$19,974	6.96%	\$9,027	3.14%	\$65,291	22.74%
VFW Post 1216	Austin	167	\$755,738	\$613,489	\$142,249	\$77,809	54.70%	\$48,207	33.89%	\$7,827	5.50%	\$21,895	15.39%	\$18,485	12.99%

FY2010 Lawful (Charitable) Gambling Report to Legislature - Alpha by Organization

Organization Name	City	License #	Gross Receipts	Prizes	Net Receipts	Allowable Expenses	Allowable Expenses %	Total Lawful Purpose	Total Lawful Purpose %	Charitable Donations	Charitable Donations %	Other Lawful Purpose	Other Lawful Purpose %	Taxes and Fees	Taxes and Fees %
VFW Post 1223	Dilworth	21	\$1,251,157	\$1,044,560	\$206,597	\$138,409	66.99%	\$74,379	36.00%	\$5,371	2.60%	\$39,799	19.26%	\$29,209	14.14%
VFW Post 1287 Winona	Winona	156	\$999,262	\$834,395	\$164,867	\$88,159	53.47%	\$66,851	40.55%	\$13,813	8.38%	\$16,622	10.08%	\$36,416	22.09%
VFW Post 1296 Bloomington	Bloomington	150	\$942,765	\$734,510	\$208,255	\$89,603	43.03%	\$89,629	43.04%	\$10,806	5.19%	\$47,077	22.61%	\$31,746	15.24%
VFW Post 1350 North St. Paul	North St. Paul	16	\$1,239,254	\$978,266	\$260,987	\$183,397	70.27%	\$119,531	45.80%	\$18,089	6.93%	\$64,531	24.73%	\$36,911	14.14%
VFW Post 1403	Benson	377	\$1,069,708	\$910,756	\$158,952	\$77,339	48.66%	\$74,188	46.67%	\$15,716	9.89%	\$19,361	12.18%	\$39,111	24.61%
VFW Post 141 Kenyon	Kenyon	19	\$109,372	\$82,093	\$27,279	\$14,998	54.98%	\$10,696	39.21%	\$960	3.52%	\$6,664	24.43%	\$3,072	11.26%
VFW Post 1562 Faribault	Faribault	257	\$330,838	\$262,932	\$67,906	\$40,153	59.13%	\$40,880	60.20%	\$11,577	17.05%	\$21,956	32.33%	\$7,347	10.82%
VFW Post 1639	Willmar	61	\$1,018,860	\$847,294	\$171,566	\$87,088	50.76%	\$86,826	50.61%	\$20,430	11.91%	\$31,851	18.56%	\$34,545	20.14%
VFW Post 1642 Waseca	Waseca	385	\$907,235	\$735,186	\$172,049	\$112,373	65.31%	\$52,573	30.56%	\$3,956	2.30%	\$27,104	15.75%	\$21,513	12.50%
VFW Post 1647	Brainerd	475	\$306,613	\$252,473	\$54,140	\$33,377	61.65%	\$24,917	46.02%	\$4,839	8.94%	\$13,974	25.81%	\$6,104	11.27%
VFW Post 1656	Madison	477	\$142,085	\$111,765	\$30,319	\$12,648	41.72%	\$7,752	25.57%	\$4,213	13.90%	\$0	0.00%	\$3,539	11.67%
VFW Post 1676 Detroit Lakes	Detroit Lakes	8	\$1,211,457	\$1,028,695	\$182,761	\$122,955	67.28%	\$57,143	31.27%	\$2,958	1.62%	\$19,948	10.91%	\$34,237	18.73%
VFW Post 1720 Grand Rapids	Grand Rapids	356	\$731,567	\$619,374	\$112,192	\$57,312	51.08%	\$40,920	36.47%	\$3,895	3.47%	\$16,524	14.73%	\$20,501	18.27%
VFW Post 1757 Cook	Cook	390	\$286,564	\$225,510	\$61,054	\$27,344	44.79%	\$31,930	52.30%	\$12,329	20.19%	\$12,209	20.00%	\$7,392	12.11%
VFW Post 1778 Wells	Wells	43	\$284,288	\$227,127	\$57,161	\$26,952	47.15%	\$28,381	49.65%	\$7,096	12.41%	\$14,671	25.67%	\$6,614	11.57%
VFW Post 1782 White Bear Lake	White Bear Lake	394	\$1,494,089	\$1,202,348	\$291,741	\$195,317	66.95%	\$106,428	36.48%	\$8,061	2.76%	\$21,755	7.46%	\$76,612	26.26%
VFW Post 1783 Young America	Young America	711	\$751,442	\$640,325	\$111,117	\$52,247	47.02%	\$62,550	56.29%	\$42,995	38.69%	\$0	0.00%	\$19,555	17.60%
VFW Post 1791 Chaska	Chaska	319	\$899,245	\$760,158	\$139,087	\$89,851	64.60%	\$56,731	40.79%	\$9,555	6.87%	\$14,989	10.78%	\$32,187	23.14%
VFW Post 1816 Garrison	Garrison	205	\$823,187	\$686,700	\$136,487	\$94,532	69.26%	\$52,968	38.81%	\$17,659	12.94%	\$15,746	11.54%	\$19,563	14.33%
VFW Post 1825	Belgrade	887	\$160,258	\$122,868	\$37,390	\$13,280	35.52%	\$26,161	69.97%	\$1,939	5.19%	\$20,338	54.39%	\$3,884	10.39%
VFW Post 1902 Crookston	Crookston	57	\$1,692,285	\$1,439,266	\$253,019	\$156,159	61.72%	\$106,022	41.90%	\$15,787	6.24%	\$19,099	7.55%	\$71,136	28.11%
VFW Post 1914	St. James	532	\$553,116	\$439,112	\$114,004	\$50,665	44.44%	\$66,314	58.17%	\$29,313	25.71%	\$24,260	21.28%	\$12,741	11.18%
VFW Post 210 Lakeville	Lakeville	723	\$306,200	\$241,911	\$64,289	\$35,934	55.89%	\$29,370	45.68%	\$1,294	2.01%	\$21,828	33.95%	\$6,248	9.72%
VFW Post 230	Columbia Height	12	\$1,252,231	\$978,692	\$273,539	\$180,193	65.87%	\$98,194	35.90%	\$25,667	9.38%	\$24,313	8.89%	\$48,214	17.63%
VFW Post 246 Minneapolis	Minneapolis	151	\$513,952	\$420,781	\$93,170	\$68,447	73.46%	\$27,998	30.05%	\$11,384	12.22%	\$2,875	3.09%	\$13,739	14.75%
VFW Post 2553	Redwood Falls	24	\$205,699	\$172,075	\$33,624	\$16,434	48.88%	\$12,539	37.29%	\$8,073	24.01%	\$60	0.18%	\$4,406	13.10%
VFW Post 2717 Ely	Ely	750	\$73,513	\$62,881	\$10,632	\$5,164	48.57%	\$5,972	56.17%	\$350	3.29%	\$3,030	28.50%	\$2,592	24.38%
VFW Post 2735 Isanti	Isanti	291	\$717,959	\$594,836	\$123,123	\$72,685	59.03%	\$48,324	39.25%	\$2,777	2.26%	\$25,702	20.88%	\$19,845	16.12%
VFW Post 2793 Thief River Falls	Thief River Falls	404	\$1,305,350	\$1,092,085	\$213,264	\$135,088	63.34%	\$78,618	36.86%	\$18,246	8.56%	\$14,043	6.58%	\$46,329	21.72%
VFW Post 2818	Litchfield	165	\$268,048	\$195,758	\$72,290	\$30,905	42.75%	\$41,760	57.77%	\$2,501	3.46%	\$33,382	46.18%	\$5,877	8.13%
VFW Post 2948	International Fall	71	\$674,193	\$532,615	\$141,578	\$77,266	54.57%	\$76,837	54.27%	\$33,519	23.68%	\$25,834	18.25%	\$17,484	12.35%
VFW Post 295 South St. Paul	South St. Paul	52	\$1,042,901	\$804,656	\$238,245	\$135,723	56.97%	\$95,685	40.16%	\$33,954	14.25%	\$7,013	2.94%	\$54,718	22.97%
VFW Post 2980	Ivanhoe	1633	\$118,822	\$91,619	\$27,203	\$16,161	59.41%	\$11,495	42.26%	\$2,763	10.16%	\$5,530	20.33%	\$3,202	11.77%

FY2010 Lawful (Charitable) Gambling Report to Legislature - Alpha by Organization

Organization Name	City	License #	Gross Receipts	Prizes	Net Receipts	Allowable Expenses	Allowable Expenses %	Total Lawful Purpose	Total Lawful Purpose %	Charitable Donations	Charitable Donations %	Other Lawful Purpose	Other Lawful Purpose %	Taxes and Fees	Taxes and Fees %
VFW Post 3289	New York Mills	401	\$671,236	\$566,776	\$104,460	\$70,839	67.81%	\$29,225	27.98%	\$5,121	4.90%	\$10,799	10.34%	\$13,305	12.74%
VFW Post 363	Fridley	552	\$1,487,292	\$1,177,457	\$309,835	\$187,145	60.40%	\$147,271	47.53%	\$11,238	3.63%	\$88,033	28.41%	\$48,000	15.49%
VFW Post 3723	Owatonna	379	\$1,026,798	\$845,183	\$181,614	\$98,209	54.08%	\$93,410	51.43%	\$35,069	19.31%	\$24,187	13.32%	\$34,154	18.81%
VFW Post 380 Montevideo	Montevideo	408	\$852,180	\$729,545	\$122,635	\$67,356	54.92%	\$52,743	43.01%	\$15,033	12.26%	\$11,809	9.63%	\$25,901	21.12%
VFW Post 3817 East Grand Forks	East Grand Fork	523	\$2,667,816	\$2,234,821	\$432,995	\$215,799	49.84%	\$203,313	46.96%	\$35,659	8.24%	\$37,086	8.56%	\$130,568	30.15%
VFW Post 3828 Kennedy	Kennedy	956	\$192,275	\$159,361	\$32,914	\$16,426	49.91%	\$13,901	42.23%	\$4,450	13.52%	\$4,635	14.08%	\$4,816	14.63%
VFW Post 3839	Pequot Lakes	2259	\$619,695	\$473,849	\$145,846	\$81,035	55.56%	\$67,924	46.57%	\$12,605	8.64%	\$40,370	27.68%	\$14,949	10.25%
VFW Post 3869 Northome	Northome	2147	\$1,062,380	\$879,825	\$182,556	\$110,328	60.44%	\$66,688	36.53%	\$27,990	15.33%	\$855	0.47%	\$37,843	20.73%
VFW Post 3915 Brooklyn Park	Brooklyn Park	632	\$1,719,245	\$1,454,745	\$264,500	\$145,745	55.10%	\$129,152	48.83%	\$4,404	1.67%	\$42,576	16.10%	\$82,172	31.07%
VFW Post 3922 Wadena	Wadena	1724	\$787,365	\$650,090	\$137,275	\$85,338	62.17%	\$36,345	26.48%	\$8,765	6.38%	\$5,047	3.68%	\$22,533	16.41%
VFW Post 3964	Ortonville	3141	\$34,817	\$24,597	\$10,220	\$1,304	12.76%	\$7,640	74.76%	\$1,100	10.76%	\$5,600	54.79%	\$940	9.20%
VFW Post 3979 Cloquet	Cloquet	422	\$683,148	\$578,319	\$104,834	\$44,590	42.53%	\$58,783	56.07%	\$17,993	17.16%	\$13,041	12.44%	\$27,749	26.47%
VFW Post 4046 Shakopee	Shakopee	293	\$920,083	\$753,277	\$166,806	\$87,295	52.33%	\$66,656	39.96%	\$3,872	2.32%	\$34,962	20.96%	\$27,822	16.68%
VFW Post 4086 Wabasha	Wabasha	369	\$509,215	\$404,272	\$104,943	\$65,371	62.29%	\$41,003	39.07%	\$13,175	12.55%	\$16,751	15.96%	\$11,077	10.56%
VFW Post 4114 Spring Valley	Spring Valley	48	\$237,695	\$190,550	\$47,145	\$20,614	43.72%	\$19,642	41.66%	\$6,935	14.71%	\$6,153	13.05%	\$6,554	13.90%
VFW Post 4210	Forest Lake	272	\$887,744	\$661,428	\$226,316	\$128,103	56.60%	\$92,997	41.09%	\$27,003	11.93%	\$39,852	17.61%	\$26,142	11.55%
VFW Post 425 Hopkins	Hopkins	185	\$2,947,906	\$2,512,433	\$435,473	\$204,066	46.86%	\$246,209	56.54%	\$16,963	3.90%	\$52,915	12.15%	\$176,331	40.49%
VFW Post 428	St. Cloud	813	\$720,638	\$550,348	\$164,290	\$77,945	47.44%	\$73,108	44.50%	\$15,840	9.64%	\$39,773	24.21%	\$17,495	10.65%
VFW Post 4393 Northfield	Northfield	25	\$677,624	\$544,143	\$133,481	\$64,817	48.56%	\$84,106	63.01%	\$42,080	31.53%	\$26,268	19.68%	\$15,758	11.81%
VFW Post 4452 Cannon Falls	Cannon Falls	20	\$110,149	\$82,283	\$27,866	\$14,131	50.71%	\$16,403	58.86%	\$2,750	9.87%	\$11,361	40.77%	\$2,292	8.23%
VFW Post 4582	Starbuck	56	\$666,345	\$544,883	\$121,462	\$84,373	69.46%	\$44,371	36.53%	\$11,750	9.67%	\$16,867	13.89%	\$15,754	12.97%
VFW Post 4743	Lakefield	59	\$97,864	\$74,535	\$23,329	\$12,817	54.94%	\$7,644	32.77%	\$2,979	12.77%	\$2,770	11.87%	\$1,895	8.12%
VFW Post 4847	St. Cloud	454	\$892,638	\$655,818	\$236,820	\$111,268	46.98%	\$115,846	48.92%	\$29,744	12.56%	\$57,958	24.47%	\$28,144	11.88%
VFW Post 4930 Warroad	Warroad	5586	\$259,091	\$215,962	\$43,129	\$27,853	64.58%	\$14,898	34.54%	\$7,405	17.17%	\$650	1.51%	\$6,843	15.87%
VFW Post 494 Crystal	Crystal	155	\$3,317,795	\$2,747,892	\$569,903	\$256,288	44.97%	\$349,818	61.38%	\$84,404	14.81%	\$71,670	12.58%	\$193,744	34.00%
VFW Post 4955	Appleton	98	\$484,192	\$412,391	\$71,801	\$33,010	45.97%	\$33,023	45.99%	\$8,685	12.10%	\$13,526	18.84%	\$10,812	15.06%
VFW Post 5102	Glencoe	161	\$369,789	\$298,973	\$70,718	\$36,219	51.22%	\$37,995	53.73%	\$12,124	17.14%	\$17,534	24.79%	\$8,337	11.79%
VFW Post 5115 Ulen	Ulen	520	\$341,722	\$301,134	\$40,630	\$30,511	75.09%	\$17,330	42.65%	\$2,610	6.42%	\$7,633	18.79%	\$7,087	17.44%
VFW Post 5247 Dawson	Dawson	973	\$143,333	\$105,624	\$37,709	\$18,715	49.63%	\$18,970	50.31%	\$1,350	3.58%	\$14,076	37.33%	\$3,544	9.40%
VFW Post 5252	Pelican Rapids	2132	\$1,801,869	\$1,547,719	\$254,150	\$131,994	51.94%	\$116,078	45.67%	\$10,492	4.13%	\$7,307	2.88%	\$98,279	38.67%
VFW Post 5252 Aux	Pelican Rapids	33482	\$122,941	\$92,416	\$30,524	\$19,503	63.89%	\$11,789	38.62%	\$9,029	29.58%	\$43	0.14%	\$2,717	8.90%
VFW Post 5460	Watkins	3052	\$302,661	\$249,834	\$52,827	\$36,405	68.91%	\$19,531	36.97%	\$12,724	24.09%	\$60	0.11%	\$6,747	12.77%
VFW Post 5462 Waconia	Waconia	411	\$225,980	\$182,296	\$43,684	\$16,089	36.83%	\$23,820	54.53%	\$5,526	12.65%	\$12,055	27.60%	\$6,239	14.28%

FY2010 Lawful (Charitable) Gambling Report to Legislature - Alpha by Organization

Organization Name	City	License #	Gross Receipts	Prizes	Net Receipts	Allowable Expenses	Allowable Expenses %	Total Lawful Purpose	Total Lawful Purpose %	Charitable Donations	Charitable Donations %	Other Lawful Purpose	Other Lawful Purpose %	Taxes and Fees	Taxes and Fees %
VFW Post 5518 Elk River	Elk River	1667	\$1,525,524	\$1,296,320	\$229,204	\$133,511	58.25%	\$119,317	52.06%	\$46,369	20.23%	\$0	0.00%	\$72,948	31.83%
VFW Post 5555 Richfield	Richfield	73	\$1,227,375	\$957,040	\$270,335	\$135,348	50.07%	\$158,780	58.73%	\$7,293	2.70%	\$101,202	37.44%	\$50,285	18.60%
VFW Post 5727 Zumbrota	Zumbrota	18	\$311,990	\$236,655	\$75,335	\$28,822	38.26%	\$50,078	66.47%	\$3,549	4.71%	\$36,522	48.48%	\$10,007	13.28%
VFW Post 6031 Arlington	Arlington	544	\$16,133	\$10,837	\$5,296	\$1,853	34.99%	\$3,177	59.99%	\$2,254	42.56%	\$0	0.00%	\$923	17.43%
VFW Post 612 Fergus Falls	Fergus Falls	162	\$1,125,036	\$861,770	\$263,266	\$147,536	56.04%	\$111,526	42.36%	\$41,904	15.92%	\$36,911	14.02%	\$32,711	12.43%
VFW Post 6206 Menahga	Menahga	132	\$335,454	\$274,224	\$61,230	\$43,388	70.86%	\$30,048	49.07%	\$9,234	15.08%	\$13,402	21.89%	\$7,412	12.11%
VFW Post 6208 Prior Lake	Prior Lake	295	\$350,805	\$259,280	\$91,525	\$41,417	45.25%	\$49,933	54.56%	\$9,027	9.86%	\$20,602	22.51%	\$20,304	22.18%
VFW Post 6316	Blaine	1298	\$1,468,628	\$1,200,959	\$265,699	\$147,607	55.55%	\$131,438	49.47%	\$8,269	3.11%	\$60,025	22.59%	\$63,144	23.77%
VFW Post 6587	Spring Lake Par	27	\$863,001	\$711,802	\$151,199	\$99,030	65.50%	\$54,209	35.85%	\$5,815	3.85%	\$20,603	13.63%	\$27,791	18.38%
VFW Post 6690 Mendota	Mendota	629	\$1,073,299	\$908,550	\$164,749	\$89,653	54.42%	\$78,266	47.51%	\$13,209	8.02%	\$20,593	12.50%	\$44,464	26.99%
VFW Post 6992 Sauk Rapids	Sauk Rapids	424	\$681,433	\$519,889	\$161,544	\$83,597	51.75%	\$78,366	48.51%	\$31,599	19.56%	\$29,040	17.98%	\$17,727	10.97%
VFW Post 7050	Melrose	297	\$163,861	\$131,824	\$32,037	\$17,240	53.81%	\$13,665	42.65%	\$6,576	20.53%	\$2,167	6.76%	\$4,922	15.36%
VFW Post 7051 Golden Valley	Golden Valley	159	\$2,200,100	\$1,813,313	\$386,786	\$216,515	55.98%	\$266,203	68.82%	\$49,069	12.69%	\$75,313	19.47%	\$141,821	36.67%
VFW Post 723	Baudette	482	\$305,368	\$239,824	\$54,044	\$28,694	53.09%	\$16,675	30.85%	\$596	1.10%	\$8,197	15.17%	\$7,882	14.58%
VFW Post 7266	New Auburn	521	\$394,020	\$295,764	\$98,256	\$52,916	53.86%	\$31,949	32.52%	\$21,986	22.38%	\$2,479	2.52%	\$7,484	7.62%
VFW Post 7555 Roseville	Roseville	17	\$1,025,824	\$829,514	\$196,310	\$110,613	56.35%	\$87,162	44.40%	\$13,727	6.99%	\$29,064	14.81%	\$44,371	22.60%
VFW Post 7557 Ada	Ada	402	\$190,742	\$152,607	\$38,135	\$18,947	49.68%	\$19,567	51.31%	\$284	0.74%	\$14,642	38.40%	\$4,641	12.17%
VFW Post 7662	Farmington	53	\$344,475	\$278,860	\$65,615	\$36,689	55.92%	\$37,013	56.41%	\$16,245	24.76%	\$13,357	20.36%	\$7,411	11.29%
VFW Post 7664	Maple Lake	183	\$400,546	\$321,460	\$79,086	\$45,551	57.60%	\$38,218	48.32%	\$7,263	9.18%	\$22,896	28.95%	\$8,059	10.19%
VFW Post 7902 Osakis	Osakis	375	\$1,248,031	\$1,030,999	\$217,032	\$147,793	68.10%	\$86,644	39.92%	\$22,666	10.44%	\$25,497	11.75%	\$38,481	17.73%
VFW Post 806 Aux Princeton	Princeton	1148	\$340,168	\$278,885	\$61,283	\$37,929	61.89%	\$29,029	47.37%	\$21,677	35.37%	\$0	0.00%	\$7,352	12.00%
VFW Post 8144 Hoyt Lakes	Hoyt Lakes	388	\$169,984	\$139,750	\$30,234	\$16,401	54.25%	\$19,772	65.40%	\$5,222	17.27%	\$10,200	33.74%	\$4,350	14.39%
VFW Post 8508 Akeley	Akeley	1308	\$366,942	\$305,528	\$61,414	\$50,694	82.54%	\$17,712	28.84%	\$2,574	4.19%	\$8,154	13.28%	\$6,984	11.37%
VFW Post 8510 Aux Hibbing	Hibbing	2595	\$1,176,787	\$978,331	\$198,456	\$124,553	62.76%	\$60,163	30.32%	\$14,189	7.15%	\$0	0.00%	\$45,974	23.17%
VFW Post 8663 Roseau	Roseau	14	\$669,219	\$524,947	\$144,272	\$75,628	52.42%	\$53,559	37.12%	\$19,973	13.84%	\$15,436	10.70%	\$18,150	12.58%
VFW Post 8729 Lake City	Lake City	204	\$535,015	\$437,484	\$97,531	\$52,445	53.77%	\$40,925	41.96%	\$4,602	4.72%	\$24,301	24.92%	\$12,022	12.33%
VFW Post 8731	Monticello	357	\$1,434,305	\$1,171,063	\$263,242	\$141,877	53.90%	\$113,177	42.99%	\$14,790	5.62%	\$33,624	12.77%	\$64,763	24.60%
VFW Post 8752	Cottage Grove	158	\$801,394	\$684,320	\$117,074	\$59,746	51.03%	\$55,641	47.53%	\$8,149	6.96%	\$23,137	19.76%	\$24,355	20.80%
VFW Post 906	Hutchinson	125	\$834,919	\$660,105	\$174,813	\$111,544	63.81%	\$55,447	31.72%	\$4,497	2.57%	\$30,774	17.60%	\$20,176	11.54%
VFW Post 9073	Randall	166	\$131,290	\$110,751	\$20,539	\$17,782	86.58%	\$10,691	52.05%	\$2,670	13.00%	\$4,825	23.49%	\$3,196	15.56%
VFW Post 936	Alexandria	42	\$1,319,793	\$1,135,036	\$184,757	\$91,682	49.62%	\$101,411	54.89%	\$16,248	8.79%	\$32,415	17.54%	\$52,748	28.55%
VFW Post 9433 Rosemount	Rosemount	187	\$411,019	\$332,215	\$78,804	\$59,968	76.10%	\$30,897	39.21%	\$10,429	13.23%	\$12,328	15.64%	\$8,140	10.33%
VFW Post 9625	Coon Rapids	9	\$1,411,660	\$1,164,020	\$247,640	\$153,661	62.05%	\$91,036	36.76%	\$8,651	3.49%	\$17,088	6.90%	\$65,297	26.37%

FY2010 Lawful (Charitable) Gambling Report to Legislature - Alpha by Organization

Organization Name	City	License #	Gross Receipts	Prizes	Net Receipts	Allowable Expenses	Allowable Expenses %	Total Lawful Purpose	Total Lawful Purpose %	Charitable Donations	Charitable Donations %	Other Lawful Purpose	Other Lawful Purpose %	Taxes and Fees	Taxes and Fees %
VFW Post 9641	Littlefork	72	\$171,947	\$143,422	\$28,525	\$19,728	69.16%	\$10,309	36.14%	\$1,382	4.84%	\$4,596	16.11%	\$4,331	15.18%
VFW Post 9713	Mankato	38	\$697,582	\$587,185	\$110,397	\$70,247	63.63%	\$40,112	36.33%	\$3,767	3.41%	\$14,585	13.21%	\$21,760	19.71%
Vietnam Veterans of America Cha	South St. Paul	5497	\$435,991	\$361,281	\$74,710	\$48,681	65.16%	\$33,360	44.65%	\$25,674	34.36%	\$0	0.00%	\$7,686	10.29%
Villard Fire Dept Relief Assoc	Villard	2260	\$331,539	\$266,236	\$65,303	\$43,500	66.61%	\$21,494	32.91%	\$15,412	23.60%	\$0	0.00%	\$6,082	9.31%
Voiture 1436 40/8 Roseau Co	Roseau	3140	\$383,879	\$320,480	\$63,399	\$38,758	61.13%	\$21,064	33.22%	\$11,878	18.74%	\$1,550	2.44%	\$7,636	12.04%
Voiture 327 40/8 Rochester	Rochester	803	\$544,436	\$463,379	\$84,057	\$53,265	63.37%	\$35,113	41.77%	\$24,040	28.60%	\$0	0.00%	\$11,073	13.17%
Voyageur Trail Society	Crane Lake	4453	\$795,379	\$649,755	\$145,624	\$90,229	61.96%	\$33,001	22.66%	\$10,000	6.87%	\$0	0.00%	\$23,001	15.79%
Wabasha Fire Relief	Wabasha	4243	\$48,677	\$36,165	\$12,512	\$5,720	45.72%	\$8,669	69.29%	\$7,360	58.82%	\$0	0.00%	\$1,309	10.46%
Wabasso Lions Club	Wabasso	2013	\$64,386	\$49,171	\$15,214	\$6,342	41.69%	\$10,785	70.89%	\$9,065	59.58%	\$0	0.00%	\$1,720	11.31%
Waconia Fire Dept Relief Assoc	Waconia	2775	\$389,448	\$317,975	\$71,473	\$65,599	91.78%	\$27,016	37.80%	\$18,500	25.88%	\$0	0.00%	\$8,516	11.91%
Waldorf Firemen's Relief Assoc	Waldorf	2321	\$175,551	\$140,032	\$35,519	\$24,154	68.00%	\$18,955	53.37%	\$15,250	42.93%	\$0	0.00%	\$3,705	10.43%
Walnut Grove Area Loggers	Walnut Grove	36713	\$58,114	\$45,006	\$13,109	\$7,121	54.32%	\$4,665	35.59%	\$2,555	19.49%	\$0	0.00%	\$2,110	16.10%
Wanamingo Firefighters Relief As	Wanamingo	5278	\$216,273	\$170,075	\$46,198	\$16,593	35.92%	\$31,110	67.34%	\$26,675	57.74%	\$0	0.00%	\$4,435	9.60%
Warren Pony Sports Booster Club	Warren	2599	\$1,051,529	\$891,102	\$160,427	\$78,197	48.74%	\$81,782	50.98%	\$43,000	26.80%	\$0	0.00%	\$38,782	24.17%
Warrior Coaches Association Inc	Warroad	33372	\$162,497	\$137,022	\$25,475	\$17,685	69.42%	\$5,673	22.27%	\$1,900	7.46%	\$0	0.00%	\$3,773	14.81%
Warroad Area Community Center	Warroad	2889	\$332,040	\$268,108	\$63,932	\$25,916	40.54%	\$23,309	36.46%	\$15,900	24.87%	\$0	0.00%	\$7,409	11.59%
Waseca Hockey Association	Waseca	2258	\$1,020,698	\$833,695	\$187,003	\$111,953	59.87%	\$77,474	41.43%	\$43,500	23.26%	\$0	0.00%	\$33,974	18.17%
Waseca Sleigh And Cutter Festiva	Waseca	33569	\$190,404	\$148,676	\$41,728	\$22,185	53.17%	\$17,511	41.96%	\$13,000	31.15%	\$0	0.00%	\$4,511	10.81%
Waseca Wrestling Club	Waseca	36167	\$511,651	\$420,737	\$90,914	\$55,054	60.56%	\$45,646	50.21%	\$37,306	41.03%	\$0	0.00%	\$8,340	9.17%
Washburn Amateur Hockey Assoc	Minneapolis	2994	\$2,822,564	\$2,200,028	\$622,826	\$320,258	51.42%	\$254,793	40.91%	\$77,206	12.40%	\$0	0.00%	\$177,587	28.51%
Waterford Warriors Snowmobile C	Northfield	4987	\$535,744	\$443,657	\$92,087	\$58,190	63.19%	\$36,245	39.36%	\$23,811	25.86%	\$0	0.00%	\$12,434	13.50%
Watertown Lions Club	Watertown	1473	\$321,438	\$262,310	\$59,128	\$27,902	47.19%	\$30,237	51.14%	\$22,923	38.77%	\$0	0.00%	\$7,314	12.37%
Waterville Lions Club	Waterville	2108	\$900,677	\$717,941	\$182,737	\$98,373	53.83%	\$73,536	40.24%	\$46,473	25.43%	\$0	0.00%	\$27,063	14.81%
Watkins Lions Club	Watkins	1608	\$320,374	\$262,334	\$58,040	\$28,588	49.26%	\$27,649	47.64%	\$21,563	37.15%	\$0	0.00%	\$6,086	10.49%
Waverly Lions Club	Waverly	2508	\$226,214	\$187,082	\$39,132	\$35,432	90.54%	\$26,101	66.70%	\$20,970	53.59%	\$0	0.00%	\$5,131	13.11%
Wayzata Lions Club	Maple Grove	2789	\$2,394,958	\$2,045,922	\$349,036	\$163,805	46.93%	\$161,042	46.14%	\$32,028	9.18%	\$0	0.00%	\$129,014	36.96%
Webster Sports & Recreation Ass	Webster	1797	\$31,010	\$21,919	\$9,091	\$6,279	69.07%	\$3,116	34.28%	\$1,650	18.15%	\$0	0.00%	\$1,466	16.13%
Wee Care Childrens Center	Bagley	33962	\$569,602	\$468,921	\$100,681	\$62,592	62.17%	\$38,176	37.92%	\$26,000	25.82%	\$0	0.00%	\$12,176	12.09%
Welch Center	Duluth	2306	\$395,543	\$316,361	\$79,182	\$50,810	64.17%	\$30,192	38.13%	\$20,550	25.95%	\$0	0.00%	\$9,642	12.18%
Wells Lions Club	Wells	727	\$191,139	\$150,894	\$40,245	\$29,297	72.80%	\$13,438	33.39%	\$6,519	16.20%	\$0	0.00%	\$6,919	17.19%
West Central Trailblazers Snowm	Morris	5619	\$169,665	\$130,749	\$38,856	\$18,530	47.69%	\$20,293	52.23%	\$5,860	15.08%	\$10,000	25.74%	\$4,433	11.41%
West Concord Historical Society	West Concord	5622	\$104,497	\$80,788	\$23,709	\$5,285	22.29%	\$12,940	54.58%	\$10,000	42.18%	\$0	0.00%	\$2,940	12.40%
West Douglas Co American Legio	Evansville	35868	\$56,611	\$43,452	\$13,159	\$4,414	33.54%	\$8,523	64.77%	\$6,117	46.49%	\$667	5.07%	\$1,739	13.22%

FY2010 Lawful (Charitable) Gambling Report to Legislature - Alpha by Organization

Organization Name	City	License #	Gross Receipts	Prizes	Net Receipts	Allowable Expenses	Allowable Expenses %	Total Lawful Purpose	Total Lawful Purpose %	Charitable Donations	Charitable Donations %	Other Lawful Purpose	Other Lawful Purpose %	Taxes and Fees	Taxes and Fees %
West Metro Fire Rescue District Fi	Crystal	3272	\$1,760,771	\$1,355,826	\$404,945	\$266,063	65.70%	\$143,412	35.42%	\$64,723	15.98%	\$0	0.00%	\$78,689	19.43%
West Side Booster Club	St. Paul	2589	\$1,480,428	\$1,254,501	\$225,927	\$149,371	66.11%	\$97,695	43.24%	\$21,027	9.31%	\$0	0.00%	\$76,668	33.93%
West St. Paul Commercial Club	West St. Paul	1042	\$3,565,059	\$2,877,791	\$687,269	\$411,629	59.89%	\$316,276	46.02%	\$68,192	9.92%	\$23,314	3.39%	\$224,770	32.70%
Westbrook Fire Relief Assoc	Westbrook	3444	\$159,555	\$127,662	\$31,893	\$16,424	51.50%	\$23,344	73.19%	\$20,300	63.65%	\$0	0.00%	\$3,044	9.54%
Wheaton Fire Dept Relief Assoc	Wheaton	1610	\$198,015	\$159,253	\$38,762	\$21,412	55.24%	\$15,121	39.01%	\$10,750	27.73%	\$0	0.00%	\$4,371	11.28%
White Bear Avenue Business Ass	North St. Paul	4785	\$1,900,219	\$1,605,971	\$294,248	\$175,353	59.59%	\$120,621	40.99%	\$21,626	7.35%	\$0	0.00%	\$98,995	33.64%
White Bear Lake Area Hockey As	White Bear Lake	3111	\$1,977,738	\$1,670,153	\$307,585	\$187,356	60.91%	\$128,753	41.86%	\$20,000	6.50%	\$0	0.00%	\$108,753	35.36%
White Bear Lake Basketball Assoc	Lino Lakes	4934	\$876,685	\$714,876	\$161,809	\$104,490	64.58%	\$47,969	29.65%	\$18,745	11.58%	\$0	0.00%	\$29,224	18.06%
White Bear Lake Lions Club	White Bear Lake	2378	\$2,491,268	\$2,087,164	\$404,104	\$232,015	57.41%	\$176,889	43.77%	\$40,291	9.97%	\$0	0.00%	\$136,598	33.80%
Whitewater Trailblazers Snowmob	St. Charles	5041	\$204,083	\$159,628	\$44,454	\$25,082	56.42%	\$16,829	37.86%	\$11,728	26.38%	\$0	0.00%	\$5,101	11.47%
Wildlife Habitat Conservation Soci	Hutchinson	3534	\$855,265	\$727,256	\$128,009	\$74,066	57.86%	\$53,777	42.01%	\$28,865	22.55%	\$0	0.00%	\$24,912	19.46%
Williams Firemens Relief Assoc	Williams	4932	\$128,183	\$98,624	\$29,558	\$10,749	36.37%	\$17,941	60.70%	\$14,885	50.36%	\$0	0.00%	\$3,056	10.34%
Willow River Commercial Club	Willow River	2353	\$335,112	\$282,889	\$52,223	\$32,111	61.49%	\$21,217	40.63%	\$14,948	28.62%	\$0	0.00%	\$6,269	12.00%
Wilmont Lions Club	Wilmont	2525	\$104,357	\$83,927	\$20,430	\$11,514	56.36%	\$8,996	44.03%	\$11,792	57.72%	(\$5,000)	-24.47%	\$2,204	10.79%
Winsted Firemen Relief Assoc	Winsted	3088	\$1,046,204	\$888,059	\$158,145	\$90,376	57.15%	\$69,388	43.88%	\$33,880	21.42%	\$0	0.00%	\$35,508	22.45%
Winthrop Honor Guard	Winthrop	36034	\$251,298	\$193,617	\$57,681	\$34,915	60.53%	\$28,820	49.96%	\$1,100	1.91%	\$22,417	38.86%	\$5,303	9.19%
Wolf Lake Lions Club	Wolf Lake	1807	\$418,133	\$336,244	\$81,889	\$55,471	67.74%	\$37,531	45.83%	\$29,515	36.04%	\$0	0.00%	\$8,016	9.79%
Wolf Lake Wolf Pack Baseball Inc	Wolf Lake	2516	\$840,373	\$701,365	\$139,008	\$90,249	64.92%	\$47,767	34.36%	\$23,171	16.67%	\$0	0.00%	\$24,596	17.69%
Wood City Riders Snowmobile Clu	Cloquet	5353	\$375,963	\$312,779	\$63,184	\$39,379	62.32%	\$52,445	83.00%	\$43,080	68.18%	\$200	0.32%	\$9,165	14.51%
Woodbury Athletic Assoc	Woodbury	2274	\$1,076,298	\$892,929	\$183,369	\$140,471	76.61%	\$52,723	28.75%	\$17,185	9.37%	\$0	0.00%	\$35,538	19.38%
Worthington Hockey Assoc	Worthington	3054	\$216,953	\$142,723	\$74,230	\$34,609	46.62%	\$40,341	54.35%	\$35,630	48.00%	\$0	0.00%	\$4,711	6.35%
Worthington Optimist Club	Worthington	2207	\$434,060	\$352,419	\$81,641	\$51,209	62.72%	\$32,741	40.10%	\$23,765	29.11%	\$0	0.00%	\$8,976	10.99%
Zimmerman Fire Department Reli	Zimmerman	2221	\$1,375,678	\$1,131,727	\$243,951	\$163,423	66.99%	\$89,749	36.79%	\$30,850	12.65%	\$0	0.00%	\$58,899	24.14%
Zumbro Falls Fire Dept Relief Ass	Zumbro Falls	2850	\$296,039	\$236,247	\$59,792	\$31,294	52.34%	\$36,015	60.23%	\$29,374	49.13%	\$0	0.00%	\$6,641	11.11%
Zumbrota Vol Fire Dept Relief Ass	Zumbrota	3075	\$256,763	\$198,350	\$58,413	\$37,168	63.63%	\$18,478	31.63%	\$13,411	22.96%	\$0	0.00%	\$5,067	8.67%
TOTALS			\$969,085,257	\$791,305,997	\$177,729,134	\$100,609,853	56.61%	\$78,669,418	44.26%	\$31,631,414	17.80%	\$7,792,083	4.38%	\$39,245,920	22.08%

*Report does not include 38 organizations that either did not actively conduct gambling for the entire fiscal year, or who did not submit an Organization Annual Report in time to be included in this summary.



FY2010 LAWFUL PURPOSE STAR RATING Alphabetical by Organization

Beginning with FY2010 (July 1, 2009 through June 30, 2010) each licensed organization is evaluated by the Gambling Control Board to determine a rating based on the percentage of its annual gross profits spent on lawful purpose expenditures (LPE).

Lawful purpose expenditures include charitable contributions, payments to local units of government, state gambling taxes, and building expenses related to veteran and fraternal organizations.

Organizations are evaluated according to the following criteria.

<u>% Spent LPE</u>	<u>Rating</u>
50% or more	5 star
40% or more	4 star
30% or more	3 star
20% or more	2 star
Less than 20%	1 star

Organizations with less than a three star rating are placed on probationary status. Probationary organizations must increase their rating to three or more stars by the end of the following fiscal year to avoid possible sanctions.

Star Rating	Organization	City	License
	621 Foundation	New Brighton	4241
	Abate of Minn	Marshall	3470
	Air Force Assn. General EW Rawlings Chapt.	Minneapolis	2905
	Airport Foundation MSP	St. Paul	2752
	Aitkin Fire Relief Association	Aitkin	3027
	Aitkin Lions Club	Aitkin	1694
	Aitkin Quarterbacks Club	Aitkin	2032
	Akeley Lions Club	Akeley	2904
	Albany Fire Dept, Inc	Albany	2784
	Albany Jaycees	Albany	2474
	Albany Lions Club	Albany	2337
	Albert Lea Amateur Hockey Association	Albert Lea	1250
	Albert Lea Wrestling Boosters	Clarks Grove	35014
	Albertville Lions Club	Albertville	1535
	Alborn Sno Devils	Alborn Twp	2479
	Aldrich Lions Club	Aldrich	4000
	Alexandria Area Hockey Association	Alexandria	1739
	Aliveness Project Minneapolis	Minneapolis	4988
	Aliveo Learning Center, Inc.	Red Wing	36138

FY2010 LAWFUL PURPOSE STAR RATING

Alphabetical by Organization

★★★★★	Almar Club Sports	St. Cloud	1557
★★★★★	Altura Lions Club	Altura	6398
★★★★★	Altura Volunteer Fire Relief Association	Altura	4240
★★★★★	Alvarado Lions Club	Alvarado	3154
★★★★★	Amboy Firemen's Relief Association	Amboy	2035
★★★★★	American Bus. Womens Chapt Lady Slipper	Oakdale	3162
★★★★★	American Legion Post 10 Lake Benton	Lake Benton	1069
★★★★★	American Legion Post 101 Melrose	Melrose	1053
★★★★★	American Legion Post 102	Anoka	10
★★★★★	American Legion Post 104 Litchfield	Litchfield	518
★★★★★	American Legion Post 105 Lyle	Lyle	247
★★★★★	American Legion Post 108 Le Center	Le Center	587
★★★★★	American Legion Post 109 Two Harbors	Two Harbors	368
★★★★★	American Legion Post 11 Mankato	Mankato	524
★★★★★	American Legion Post 110 Lake City	Lake City	612
★★★★★	American Legion Post 113 Marshall	Marshall	746
★★★★★	American Legion Post 117 Thief River Falls	Thief River Falls	794
★★★★★	American Legion Post 118 Wayzata	Wayzata	1006
★★★★★	American Legion Post 119 Byron	Byron	1156
★★★★★	American Legion Post 12 Long Prairie	Long Prairie	739
★★★★★	American Legion Post 121 Watertown	Watertown	2418
★★★★★	American Legion Post 122 Deer River	Deer River	510
★★★★★	American Legion Post 123 Luverne	Luverne	498
★★★★★	American Legion Post 126 Cosmos	Cosmos	833
★★★★★	American Legion Post 130 Jackson	Jackson	251
★★★★★	American Legion Post 131 Maple Lake	Maple Lake	623
★★★★★	American Legion Post 132 New Ulm	New Ulm	417
★★★★★	American Legion Post 134 Aux Walker	Walker	105
★★★★★	American Legion Post 134 Walker	Walker	115
★★★★★	American Legion Post 135 Hector	Hector	1273
★★★★★	American Legion Post 136 Flensburg	Flensburg	2663
★★★★★	American Legion Post 137 Royalton	Royalton	785
★★★★★	American Legion Post 14 Bemidji	Bemidji	309
★★★★★	American Legion Post 141 Silver Lake	Silver Lake	123
★★★★★	American Legion Post 145 Howard Lake	Howard Lake	1342
★★★★★	American Legion Post 146 Adams	Adams	352
★★★★★	American Legion Post 147 Big Lake	Big Lake	1195
★★★★★	American Legion Post 149 Morristown	Morristown	660
★★★★★	American Legion Post 15 Detroit Lakes	Detroit Lakes	347
★★★★★	American Legion Post 150 Waconia	Waconia	1659
★★★★★	American Legion Post 157 East Grand Forks	East Grand Forks	456
★★★★★	American Legion Post 16 Bagley	Bagley	977
★★★★★	American Legion Post 164 Stewartville	Stewartville	1093
★★★★★	American Legion Post 165 Bricelyn	Bricelyn	1183
★★★★★	American Legion Post 167 Willmar	Willmar	586
★★★★★	American Legion Post 168 White Bear Lake	White Bear Lake	539
★★★★★	American Legion Post 172 Osseo	Osseo	104
★★★★★	American Legion Post 173 Tracy	Tracy	327
★★★★★	American Legion Post 1776 Apple Valley	Apple Valley	694
★★★★★	American Legion Post 178 Milaca	Milaca	530
★★★★★	American Legion Post 179 Plainview	Plainview	90
★★★★★	American Legion Post 181 Lake Park	Lake Park	577
★★★★★	American Legion Post 184 Pine Island	Pine Island	308

FY2010 LAWFUL PURPOSE STAR RATING

Alphabetical by Organization

☆☆☆☆	American Legion Post 187 Glenwood	Glenwood	509
☆☆☆☆	American Legion Post 189 Farmington	Farmington	147
☆☆☆☆	American Legion Post 19 Madelia	Madelia	2091
☆☆☆☆	American Legion Post 190 St. Charles	St. Charles	93
☆☆☆☆	American Legion Post 191 Caledonia	Caledonia	773
☆☆☆☆	American Legion Post 192 Elmore	Elmore	1699
☆☆☆☆	American Legion Post 2 Shakopee	Shakopee	466
☆☆☆☆	American Legion Post 20 Crookston	Crookston	471
☆☆☆☆	American Legion Post 202 Hackensack	Hackensack	972
☆☆☆☆	American Legion Post 207 Cleveland	Cleveland	1227
☆☆☆☆	American Legion Post 21 Moorhead	Moorhead	507
☆☆☆☆	American Legion Post 210 Wells	Wells	360
☆☆☆☆	American Legion Post 211 Holdingford	Holdingford	1416
☆☆☆☆	American Legion Post 212 Park Rapids	Park Rapids	220
☆☆☆☆	American Legion Post 214 Lancaster	Lancaster	1075
☆☆☆☆	American Legion Post 216 Princeton	Princeton	241
☆☆☆☆	American Legion Post 217 Baudette	Baudette	88
☆☆☆☆	American Legion Post 22 Red Lake Falls	Red Lake Falls	1101
☆☆☆☆	American Legion Post 220 Mountain Iron	Mountain Iron	751
☆☆☆☆	American Legion Post 225 Forest Lake	Forest Lake	131
☆☆☆☆	American Legion Post 228 Waseca	Waseca	135
☆☆☆☆	American Legion Post 234 Minneapolis	Minneapolis	733
☆☆☆☆	American Legion Post 237 Balaton	Balaton	747
☆☆☆☆	American Legion Post 239 Virginia	Virginia	948
☆☆☆☆	American Legion Post 24 Roseau	Roseau	118
☆☆☆☆	American Legion Post 241 Aurora	Aurora	130
☆☆☆☆	American Legion Post 242 Fisher	Fisher	865
☆☆☆☆	American Legion Post 243 Askov	Askov	2392
☆☆☆☆	American Legion Post 249 Spring Grove	Spring Grove	1443
☆☆☆☆	American Legion Post 25 Warroad	Warroad	1593
☆☆☆☆	American Legion Post 251 Robbinsdale	Robbinsdale	1173
☆☆☆☆	American Legion Post 253 Lowry	Lowry	2319
☆☆☆☆	American Legion Post 254 Sauk Rapids	Sauk Rapids	944
☆☆☆☆	American Legion Post 255 Brainerd	Brainerd	529
☆☆☆☆	American Legion Post 257 Springfield	Springfield	106
☆☆☆☆	American Legion Post 259 Shorewood	Shorewood	229
☆☆☆☆	American Legion Post 260 Monticello	Monticello	672
☆☆☆☆	American Legion Post 261 Kimball	Kimball	575
☆☆☆☆	American Legion Post 262 Cloquet	Cloquet	355
☆☆☆☆	American Legion Post 264 Glenville	Glenville	1304
☆☆☆☆	American Legion Post 267 Walnut Grove	Walnut Grove	5547
☆☆☆☆	American Legion Post 269 Madison Lake	Madison Lake	1248
☆☆☆☆	American Legion Post 27 Warren	Warren	325
☆☆☆☆	American Legion Post 270 Buffalo	Buffalo	917
☆☆☆☆	American Legion Post 271 Paynesville	Paynesville	296
☆☆☆☆	American Legion Post 284 Cass Lake	Cass Lake	1082
☆☆☆☆	American Legion Post 29 Morris	Morris	324
☆☆☆☆	American Legion Post 290 Aux Cambridge	Cambridge	1000
☆☆☆☆	American Legion Post 290 Cambridge	Cambridge	34
☆☆☆☆	American Legion Post 294 Lake Crystal	Lake Crystal	343
☆☆☆☆	American Legion Post 298 Foley	Foley	138
☆☆☆☆	American Legion Post 299 Mabel	Mabel	208
☆☆☆☆	American Legion Post 30 Fergus Falls	Fergus Falls	95

FY2010 LAWFUL PURPOSE STAR RATING

Alphabetical by Organization

★★★★	American Legion Post 303 Fridley	Fridley	1
★★★★	American Legion Post 304 Gonvick	Gonvick	1162
★★★★★	American Legion Post 309 Belview	Belview	1260
★★★★★	American Legion Post 311 Elysian	Elysian	1027
★★★★★	American Legion Post 315 Lake Bronson	Lake Bronson	462
★★★★★	American Legion Post 317 Emmons	Emmons	300
★★★★★	American Legion Post 318 Fulda	Fulda	755
★★★★★	American Legion Post 320 Hopkins	Hopkins	225
★★★★★	American Legion Post 322 Currie	Currie	1014
★★★★★	American Legion Post 323 Clearwater	Clearwater	399
★★★★★	American Legion Post 328 St. Joseph	St. Joseph	1373
★★★★★	American Legion Post 33 St. James	St. James	190
★★★★★	American Legion Post 330 Hayfield	Hayfield	1404
★★★★★	American Legion Post 331 Oslo	Oslo	786
★★★★★	American Legion Post 333 Kasson	Kasson	363
★★★★★	American Legion Post 334 Coon Rapids	Coon Rapids	127
★★★★★	American Legion Post 343 Norwood	Norwood Young America	1863
★★★★★	American Legion Post 353 Argyle	Argyle	302
★★★★★	American Legion Post 357 Ashby	Ashby	1367
★★★★★	American Legion Post 359 Milan	Milan	2534
★★★★★	American Legion Post 36 Fairmont	Fairmont	351
★★★★★	American Legion Post 361 Willow River	Willow River	2277
★★★★★	American Legion Post 368 Backus	Backus	2865
★★★★★	American Legion Post 37 St. Peter	St. Peter	307
★★★★★	American Legion Post 372 Blackduck	Blackduck	531
★★★★★	American Legion Post 38 Redwood Falls	Redwood Falls	1339
★★★★★	American Legion Post 381 Eden Valley	Eden Valley	133
★★★★★	American Legion Post 39 North St. Paul	North St. Paul	1196
★★★★★	American Legion Post 390 Stephen	Stephen	2765
★★★★★	American Legion Post 391 Storden	Storden	143
★★★★★	American Legion Post 398 Mound	Mound	137
★★★★★	American Legion Post 40 Lanesboro	Lanesboro	3053
★★★★★	American Legion Post 400	Canton	2367
★★★★★	American Legion Post 404 Alden	Alden	983
★★★★★	American Legion Post 407 Aux	Winsted	35201
★★★★★	American Legion Post 408 Green Isle	Green Isle	2255
★★★★★	American Legion Post 41 Lambertson	Lambertson	659
★★★★★	American Legion Post 423 Houston	Houston	2203
★★★★★	American Legion Post 424	Inver Grove Heights	2313
★★★★★	American Legion Post 428 Aux	Waite Park	2660
★★★★★	American Legion Post 428 Waite Park	Waite Park	164
★★★★★	American Legion Post 43 Faribault	Faribault	275
★★★★★	American Legion Post 431 Twin Valley	Twin Valley	74
★★★★★	American Legion Post 433 Gaylord	Gaylord	1239
★★★★★	American Legion Post 435 Richfield	Richfield	227
★★★★★	American Legion Post 443 Ironton	Ironton	148
★★★★★	American Legion Post 444 Middle River	Middle River	1567
★★★★★	American Legion Post 445 Karlstad	Karlstad	2820
★★★★★	American Legion Post 452 Keewatin	Keewatin	551
★★★★★	American Legion Post 454 Kiester	Kiester	790
★★★★★	American Legion Post 455 Cold Spring	Cold Spring	1579
★★★★★	American Legion Post 456 Sebeka	Sebeka	1550
★★★★★	American Legion Post 46 Little Falls	Little Falls	838

FY2010 LAWFUL PURPOSE STAR RATING

Alphabetical by Organization

★★★★★	American Legion Post 464 Brewster	Brewster	648
★★★★★	American Legion Post 47 Hastings	Hastings	54
★★★★★	American Legion Post 473 Rice	Rice	2521
★★★★★	American Legion Post 475 St. Clair	St. Clair	478
★★★★★	American Legion Post 478 Hardwick	Hardwick	661
★★★★	American Legion Post 48 Stillwater	Stillwater	903
★★★★★	American Legion Post 480 Orr	Orr	1596
★★★★★	American Legion Post 482 Albany	Albany	1170
★★★★★	American Legion Post 485 Clara City	Clara City	1500
★★★★	American Legion Post 49 Aux Pequot Lakes	Pequot Lakes	2957
★★★★★	American Legion Post 49 Pequot Lakes	Pequot Lakes	1103
★★★★	American Legion Post 491 Bayport	Bayport	467
★★★★	American Legion Post 50 Wabasha	Wabasha	89
★★★★	American Legion Post 500 Crosslake	Crosslake	997
★★★★	American Legion Post 505 Gary	Gary	677
★★★★★	American Legion Post 507 Willernie	Willernie	2208
★★★★	American Legion Post 51 Pine City	Pine City	97
★★★★★	American Legion Post 513 New Brighton	New Brighton	102
★★★★★	American Legion Post 523 Golden Valley	Golden Valley	991
★★★★★	American Legion Post 526 Peterson	Peterson	209
★★★★★	American Legion Post 537 New London	New London	824
★★★★★	American Legion Post 54 Red Wing	Red Wing	236
★★★★★	American Legion Post 542 Roseville	Roseville	113
★★★★★	American Legion Post 545 Spicer	Spicer	430
★★★★★	American Legion Post 550 Bloomington	Bloomington	234
★★★★★	American Legion Post 551 Eyota	Eyota	574
★★★★★	American Legion Post 552 Freeborn	Wells	33189
★★★★★	American Legion Post 553 Welcome	Welcome	743
★★★★	American Legion Post 556 Wood Lake	Wood Lake	2967
★★★★★	American Legion Post 56 Albert Lea	Albert Lea	213
★★★★★	American Legion Post 560 Zimmerman	Zimmerman	1190
★★★★★	American Legion Post 561 Lewisville	Lewisville	916
★★★★★	American Legion Post 567 St. Michael	St. Michael	332
★★★★★	American Legion Post 57 Chaska	Chaska	114
★★★★★	American Legion Post 573 Elgin	Elgin	978
★★★★★	American Legion Post 577 St. Paul	St. Paul	935
★★★★★	American Legion Post 579 Millville	Millville	292
★★★★★	American Legion Post 580 Chanhassen	Chanhassen	765
★★★★★	American Legion Post 586 Lonsdale	Lonsdale	2150
★★★★★	American Legion Post 59 Montevideo	Montevideo	139
★★★★★	American Legion Post 595 La Crescent	La Crescent	170
★★★★★	American Legion Post 596 Erskine	Erskine	1902
★★★★★	American Legion Post 6 Pipestone	Pipestone	425
★★★★★	American Legion Post 60 Grand Rapids	Grand Rapids	287
★★★★★	American Legion Post 602 Hillman	Hillman	1023
★★★★★	American Legion Post 608 Okabena	Okabena	822
★★★★★	American Legion Post 613 Pine River	Pine River	492
★★★★★	American Legion Post 617 Eagle Lake	Eagle Lake	41
★★★★★	American Legion Post 620 Hugo	Hugo	905
★★★★★	American Legion Post 621 St. Cloud	St. Cloud	298
★★★★★	American Legion Post 622 St. Francis	St. Francis	1520
★★★★★	American Legion Post 623 Plummer	Plummer	2312
★★★★★	American Legion Post 627 Nisswa	Nisswa	1124

FY2010 LAWFUL PURPOSE STAR RATING

Alphabetical by Organization

★ ★ ★ ★ ★	American Legion Post 630 Brooklyn Center	Brooklyn Center	233
★ ★ ★ ★ ★	American Legion Post 641 Plato	Plato	2498
★ ★ ★ ★ ★	American Legion Post 642 Bowlus	Bowlus	1774
★ ★ ★ ★ ★	American Legion Post 643 Savage	Savage	321
★ ★ ★ ★ ★	American Legion Post 65 Rosemount	Rosemount	1253
★ ★ ★ ★ ★	American Legion Post 67 Sauk Centre	Sauk Centre	1780
★ ★ ★ ★ ★	American Legion Post 69 Granite Falls	Granite Falls	82
★ ★ ★ ★ ★	American Legion Post 71 Duluth	Duluth	966
★ ★ ★ ★ ★	American Legion Post 75 New Richland	New Richland	1346
★ ★ ★ ★ ★	American Legion Post 77 Owatonna	Owatonna	337
★ ★ ★ ★ ★	American Legion Post 80 Wheaton	Wheaton	301
★ ★ ★ ★ ★	American Legion Post 82 Winnebago	Winnebago	569
★ ★ ★ ★ ★	American Legion Post 84 Northfield	Northfield	685
★ ★ ★ ★ ★	American Legion Post 85 North Branch	North Branch	140
★ ★ ★ ★ ★	American Legion Post 86 Aitkin	Aitkin	581
★ ★ ★ ★ ★	American Legion Post 88 Greenbush	Greenbush	800
★ ★ ★ ★ ★	American Legion Post 89 Blue Earth	Blue Earth	437
★ ★ ★ ★ ★	American Legion Post 9 Winona	Winona	75
★ ★ ★ ★ ★	American Legion Post 91 Austin	Austin	87
★ ★ ★ ★ ★	American Legion Post 92 Rochester	Rochester	254
★ ★ ★ ★ ★	American Legion Post 94 Rushford	Rushford	67
★ ★ ★ ★ ★	American Legion Post 96 Hutchinson	Hutchinson	80
★ ★ ★ ★ ★	American Legion Post 98 St. Paul Park	St. Paul Park	136
★ ★ ★ ★ ★	American Legion Post 99 Minneapolis	Minneapolis	226
★ ★ ★ ★ ★	Amvets Post 1 Mendota	Mendota	19091
★ ★ ★ ★ ★	Amvets Post 12 Hibbing	Hibbing	32537
★ ★ ★ ★ ★	Andover Football Association	Andover	36655
★ ★ ★ ★ ★	Andover Huskies Youth Hockey Assoc	Andover	35843
★ ★ ★ ★ ★	Annandale Firefighters Relief Assoc	Annandale	2746
★ ★ ★ ★ ★	Annandale Lions Club	Annandale	2921
★ ★ ★ ★ ★	Anoka Area Hockey Assoc	Anoka	3035
★ ★ ★ ★ ★	Anoka Ice Arena Assoc	Anoka	2926
★ ★ ★ ★ ★	Apple Valley Hockey Association	Apple Valley	1711
★ ★ ★ ★ ★	Arlington Baseball Assoc	Arlington	2634
★ ★ ★ ★ ★	Armstrong Cooper Youth Hockey Association	New Hope	5723
★ ★ ★ ★ ★	Audubon Vol Fire Dept	Audubon	613
★ ★ ★ ★ ★	Austin Area Commission for the Arts	Austin	4427
★ ★ ★ ★ ★	Avon Lions Club	Avon	2668
★ ★ ★ ★ ★	Babe Ruth League	Brooklyn Park	3273
★ ★ ★ ★ ★	Badger Jaycees	Badger	2315
★ ★ ★ ★ ★	Barnesville Booster Club	Barnesville	2656
★ ★ ★ ★ ★	Barrett Fire Dept Relief Assoc	Elbow Lake	3553
★ ★ ★ ★ ★	Baseball Association 191	Burnsville	5455
★ ★ ★ ★ ★	Baudette Arena Assoc	Baudette	3248
★ ★ ★ ★ ★	Baudette Fire Dept Relief Assoc	Baudette	2839
★ ★ ★ ★ ★	Baxter Lions Club	Baxter	501
★ ★ ★ ★ ★	Baxter Snowmobile Club Inc.	Baxter	34879
★ ★ ★ ★ ★	B-Dale Club	Roseville	330
★ ★ ★ ★ ★	Becker Youth Sports Assoc	Becker	31939
★ ★ ★ ★ ★	Belgrade Lions Club	Belgrade	1784
★ ★ ★ ★ ★	Belle Plaine Chamber of Commerce	Belle Plaine	3153
★ ★ ★ ★ ★	Bellingham Firemen's Relief Assoc	Bellingham	1862
★ ★ ★ ★ ★	Belview Firemen Relief Assoc	Belview	5297

FY2010 LAWFUL PURPOSE STAR RATING

Alphabetical by Organization

★★★★★	Bemidji Baseball	Bemidji	3134
★★★★★	Benson Hockey Assoc	Benson	1823
★★★★★	Bethlehem Academy	Faribault	1795
★★★★	Big Falls Lions Club	Big Falls	2989
★★★★★	Big Swan Lake Improvement Assn Todd Co	Grey Eagle	36013
★★★★	Bird Island Lions	Bird Island	4616
★★★★★	Blackduck Fire Relief Assoc	Blackduck	1944
★★★★★	Blaine Jaycees	Blaine	3016
★★★★★	Blaine Lions Club	Blaine	184
★★★★★	Blaine Youth Hockey Dist 11	Blaine	776
★★★★★	Bloomington Lions Club	Bloomington	1670
★★★★★	Bluffton Baseball Assoc	Bluffton	2267
★★★★★	Borup Community Club	Borup	1894
★★★★★	Bowlus Firemens Relief Assoc	Bowlus	2719
★★★★★	Boxers Workout Gym	St. Cloud	5223
★★★★★	Boyd Firemens Relief Assoc	Boyd	2747
★★★★★	Brainerd Amateur Hockey Assoc	Brainerd	1047
★★★★★	Brainerd Lions Club	Brainerd	2761
★★★★★	Brainerd Snodeos	Brainerd	5604
★★★★★	Brainerd Sports Boosters	Brainerd	805
★★★★★	Brandon Firemen's Relief Assoc	Brandon	2289
★★★★★	Breckenridge Fire Relief Assoc	Breckenridge	1117
★★★★	Breckenridge Hockey Youth Assoc	Breckenridge	1426
★★★★★	Brooklyn Center Lions Club	Brooklyn Center	1834
★★★★★	Brooklyn Park Youth Hockey Assoc	Brooklyn Park	2922
★★★★★	Brooten Commercial Club	Brooten	3575
★★★★★	Browerville Lions Club	Browerville	3194
★★★★★	Brownsdale Firemens Relief Assoc	Brownsdale	2810
★★★★★	Brownton Lions Club	Brownton	2430
★★★★★	Buckman Trailblazers Snowmobile Club	Buckman	3186
★★★★★	Buffalo Lake Lions Club	Buffalo Lake	2798
★★★★★	Buffalo Lions Club	Buffalo	1865
★★★★★	Buffalo Youth Hockey Association	Buffalo	2299
★★★★★	Buhl Fire Relief Assoc	Buhl	3601
★★★★★	Burnsville Hockey Club	Burnsville	4433
★★★★★	Burnsville Lions Club	Burnsville	3336
★★★★★	Caledonia Sno-Gophers Snowmobile Club	Brownsville	4864
★★★★★	Caledonia Volunteer Fire Dept. Relief Assoc	Caledonia	34760
★★★★★	Cambridge Isanti Hockey Association	Isanti	3817
★★★★★	Campbell Vol Fire Dept	Campbell	5415
★★★★★	Canadian Days Little Canada	Little Canada	4219
★★★★	Canby Fire Dept Relief Assoc	Canby	2587
★★★★★	Cannon Falls Fire Dept Relief Assoc	Cannon Falls	3129
★★★★★	Carlos Lions Club	Carlos	5899
★★★★★	Carver Lions Club	Carver	1745
★★★★★	Cathedral High School/John XXIII School	St. Cloud	894
★★★★★	Catholic Eldercare Community Foundation	Minneapolis	30684
★★★★★	Catholic Parents St. Paul Club	Eagan	812
★★★★★	CC Riders Snowmobile Club	Canyon	5531
★★★★★	Centennial Youth Hockey Assoc	Circle Pines	3934
★★★★★	Center City Fire Relief Assoc	Center City	2236
★★★★★	Central Minn Sexual Assault Ctr	St. Cloud	2169
★★★★	Central MN Task Force For Battered Women	St. Cloud	1481

FY2010 LAWFUL PURPOSE STAR RATING

Alphabetical by Organization

★ ★ ★ ★ ★	Champlin Dayton Athletic Association	Champlin	31980
★ ★ ★ ★ ★	Champlin Park Youth Hockey Assoc	Champlin	4865
★ ★ ★ ★ ★	Chaska Lions Club	Chaska	1070
★ ★ ★ ★ ★	Chatfield Athletic Club	Chatfield	3071
★ ★ ★ ★ ★	Chatfield Firefighters Activities Assoc Inc	Chatfield	3377
★ ★ ★ ★ ★	Chicagami	Eveleth	1483
★ ★ ★ ★ ★	Chisago City Fire Relief Assoc	Chisago City	2391
★ ★ ★ ★ ★	Chisago Lakes Area Recreation Assoc	Lindstrom	2577
★ ★ ★ ★ ★	Chops Inc	Hopkins	31322
★ ★ ★ ★ ★	Church of St. Thomas Aquinas	International Falls	1336
★ ★ ★ ★ ★	Circle of Serbian Sisters of St. Vasilije Church	Chisholm	4438
★ ★ ★ ★ ★	Clara City Lions Club	Clara City	35133
★ ★ ★ ★ ★	Claremont Area Chamber of Commerce	Claremont	5159
★ ★ ★ ★ ★	Clarissa Lions Club	Clarissa	2048
★ ★ ★ ★ ★	Clarkfield Lions Club	Clarkfield	33272
★ ★ ★ ★ ★	Clear Lake Lions Club	Clear Lake	1790
★ ★ ★ ★ ★	Clearbrook Community Club	Clearbrook	778
★ ★ ★ ★ ★	Clearwater Lions Club	Clearwater	2167
★ ★ ★ ★ ★	Clearwater Trailblazers Snowmobile Club Inc	Gonvick	32290
★ ★ ★ ★ ★	Clements Fire Dept Relief Assoc	Clements	31542
★ ★ ★ ★ ★	Cleveland Firemen's Relief Association	Cleveland	2951
★ ★ ★ ★ ★	Climax Community Club	Climax	1246
★ ★ ★ ★ ★	Climb Inc	Inver Grove Heights	2002
★ ★ ★ ★ ★	Cloquet Amateur Hockey Assoc	Cloquet	1224
★ ★ ★ ★ ★	Cloquet Amateur Hockey Womens Aux	Cloquet	4882
★ ★ ★ ★ ★	Cokato Firefighters Relief Assoc	Cokato	33641
★ ★ ★ ★ ★	Cold Spring Fire Dept Relief Assoc	Cold Spring	5054
★ ★ ★ ★ ★	Cold Spring Lions Club	Cold Spring	2364
★ ★ ★ ★ ★	Cologne Firemans Relief Assoc	Cologne	709
★ ★ ★ ★ ★	Columbia Heights Athletic Boosters Club	Columbia Heights	2072
★ ★ ★ ★ ★	Columbia Moorhead Club	Moorhead	431
★ ★ ★ ★ ★	Community Charities of Minnesota	Mankato	2650
★ ★ ★ ★ ★	Community Connection of Sauk Centre	Sauk Centre	34704
★ ★ ★ ★ ★	Confidence Learning Center	East Gull Lake	691
★ ★ ★ ★ ★	Cook Firemens Relief Association	Cook	3754
★ ★ ★ ★ ★	Cook Timberwolves Snowmobile Club	Cook	5108
★ ★ ★ ★ ★	Coon Lake Community & Senior Ctr	Wyoming	3403
★ ★ ★ ★ ★	Coon Rapids Lions Club	Coon Rapids	13
★ ★ ★ ★ ★	Coon Rapids Mat Bandits Wrestling Club	Coon Rapids	5645
★ ★ ★ ★ ★	Coon Rapids National Little League	Anoka	4404
★ ★ ★ ★ ★	Coon Rapids Youth Hockey Assoc	Coon Rapids	35285
★ ★ ★ ★ ★	Cormorant Lakes Sportsman Club	Audubon	594
★ ★ ★ ★ ★	Cosmos Lions Club	Cosmos	2401
★ ★ ★ ★ ★	Cottage Grove Athletic Assoc	Cottage Grove	1612
★ ★ ★ ★ ★	Cotter High School Winona	Winona	450
★ ★ ★ ★ ★	Cottonwood Co Game & Fish Protect. League	Windom	2553
★ ★ ★ ★ ★	Courtland Lions Club	Courtland	1524
★ ★ ★ ★ ★	Courtland Recreation Assoc	Courtland	4729
★ ★ ★ ★ ★	Crookston Firefighters Assoc	Crookston	34918
★ ★ ★ ★ ★	Crosby Fire Relief Assoc	Crosby	2476
★ ★ ★ ★ ★	Crosby Ironton Aitkin Amateur Hockey Assoc	Crosby	2206
★ ★ ★ ★ ★	Crosby Ironton Quarterback Club	Ironton	2536
★ ★ ★ ★ ★	Crosslake Ideal Lions Club	Crosslake	1487

FY2010 LAWFUL PURPOSE STAR RATING

Alphabetical by Organization

★ ★ ★ ★ ★	Crow River Sno Pros	Hutchinson	4900
★ ★ ★ ★ ★	Crow River Youth Hockey Assoc	Delano	2425
★ ★ ★ ★ ★	Crucifixion Church La Crescent	La Crescent	768
★ ★ ★ ★ ★	Crystal Lions Club	Crystal	1668
★ ★ ★ ★ ★	Cura Center	St. Cloud	1618
★ ★ ★ ★ ★	Currie Town and Country Boosters	Currie	2568
★ ★ ★ ★ ★	Cuyuna Fire Mens Relief Assoc	Deerwood	2163
★ ★ ★ ★ ★	Cyrus Fire Dept Relief Assoc	Cyrus	2171
★ ★ ★ ★ ★	Czech & Slovak Sokol Minnesota	St. Paul	3902
★ ★ ★ ★ ★	Danube Lions Club	Danube	5631
★ ★ ★ ★ ★	Darfur Sportsmens Club	Darfur	34306
★ ★ ★ ★ ★	Dassel Fire Relief Assoc	Dassel	33878
★ ★ ★ ★ ★	DAV Chapt 1	Minneapolis	86
★ ★ ★ ★ ★	Dawson Fire Department Relief Association	Dawson	33444
★ ★ ★ ★ ★	Dayton Lions Club	Osseo	1875
★ ★ ★ ★ ★	Dead Broke Saddle Club	Hugo	3800
★ ★ ★ ★ ★	Deer Creek Lions Club	Deer Creek	2157
★ ★ ★ ★ ★	Deerwood Fire Relief Assoc	Deerwood	3780
★ ★ ★ ★ ★	Defeat of Jesse James Days Committee	Northfield	5596
★ ★ ★ ★ ★	Dennison Lions Club	Dennison	2762
★ ★ ★ ★ ★	Dent Firefighters Relief Assoc	Dent	2891
★ ★ ★ ★ ★	Dent Lions Club	Dent	1980
★ ★ ★ ★ ★	Dexter Firefighters Relief Assoc	Dexter	3143
★ ★ ★ ★ ★	Diamond Jubilee Gonvick	Gonvick	1302
★ ★ ★ ★ ★	Dilworth Lions Club	Dilworth	1877
★ ★ ★ ★ ★	Divine Mercy Catholic School	Faribault	1632
★ ★ ★ ★ ★	Douglas Area Trail Assoc	Alexandria	5642
★ ★ ★ ★ ★	Dover Fire Relief Association	Dover	3056
★ ★ ★ ★ ★	Dr. J. E. Le Clerc Council Knights Columbus	Le Sueur	33450
★ ★ ★ ★ ★	Drum and Bugle Corps St. Peter Govenaires	St. Peter	4870
★ ★ ★ ★ ★	Duluth Curling Club	Duluth	5277
★ ★ ★ ★ ★	Duluth Softball Players Association	Duluth	2794
★ ★ ★ ★ ★	Dundas Baseball Assoc	Dundas	2112
★ ★ ★ ★ ★	Eagan Athletic Assoc	Eagan	34977
★ ★ ★ ★ ★	Eagan Hockey Assoc	Eagan	2145
★ ★ ★ ★ ★	Eagan Lions Club	Eagan	2228
★ ★ ★ ★ ★	Eagle Bend Fire Dept Relief Assoc	Eagle Bend	2356
★ ★ ★ ★ ★	Eagle Bend Lions Club	Eagle Bend	5417
★ ★ ★ ★ ★	Eagle Lake Fire Relief Assoc	Eagle Lake	2142
★ ★ ★ ★ ★	Eagles Aerie 1243 Winona	Winona	242
★ ★ ★ ★ ★	Eagles Aerie 1460 Faribault	Faribault	741
★ ★ ★ ★ ★	Eagles Aerie 1791 Owatonna	Owatonna	333
★ ★ ★ ★ ★	Eagles Aerie 2228 Zumbro Rochester	Rochester	674
★ ★ ★ ★ ★	Eagles Aerie 2242 Northfield	Northfield	318
★ ★ ★ ★ ★	Eagles Aerie 2258 Albert Lea	Albert Lea	60
★ ★ ★ ★ ★	Eagles Aerie 2334 Willmar	Willmar	245
★ ★ ★ ★ ★	Eagles Aerie 2339 Fergus Falls	Fergus Falls	400
★ ★ ★ ★ ★	Eagles Aerie 2342 Past Presidents Club	Detroit Lakes	4238
★ ★ ★ ★ ★	Eagles Aerie 2368 Thief River Falls	Thief River Falls	92
★ ★ ★ ★ ★	Eagles Aerie 2469 Rapids Grand Rapids	Grand Rapids	1038
★ ★ ★ ★ ★	Eagles Aerie 2617 Hallock	Hallock	1223
★ ★ ★ ★ ★	Eagles Aerie 2663 Rush City	Rush City	714
★ ★ ★ ★ ★	Eagles Aerie 269 Mankato	Mankato	420

FY2010 LAWFUL PURPOSE STAR RATING

Alphabetical by Organization

★★★★	Eagles Aerie 287 Brainerd	Brainerd	627
★★★★	Eagles Aerie 3063 Runestone Alexandria	Alexandria	46
★★★★★	Eagles Aerie 3208 Richfield Bloomington	Bloomington	757
★★★★	Eagles Aerie 3264 Elk River	Elk River	668
★★★★★	Eagles Aerie 3282 Worthington	Worthington	395
★★★★	Eagles Aerie 3394 Fairmont	Fairmont	122
★★★★★	Eagles Aerie 3403 Luverne	Luverne	258
★★★★★	Eagles Aerie 3405 Marshall	Marshall	237
★★★★	Eagles Aerie 3420	St. James	323
★★★★★	Eagles Aerie 3424 Litchfield	Litchfield	645
★★★★★	Eagles Aerie 3486 Karlstad	Karlstad	1585
★★★★	Eagles Aerie 350 Dacotah East Grand Forks	East Grand Forks	543
★★★★	Eagles Aerie 3718 New Brighton	New Brighton	541
★★★★★	Eagles Aerie 3882 Roseau	Roseau	119
★★★★★	Eagles Aerie 3918 Tracy	Tracy	326
★★★★★	Eagles Aerie 4031 Farmington	Farmington	1264
★★★★	Eagles Aerie 4120 Shakopee	Shakopee	1623
★★★★	Eagles Aerie 620 Morris	Morris	260
★★★★★	Eagles Aerie 622 St. Cloud	St. Cloud	381
★★★★★	Eagles Aerie 703 Lookout Austin	Austin	412
★★★★	Eagles Aerie 870 Park Rapids	Park Rapids	277
★★★★★	Eagles Aerie 873 Crookston	Crookston	449
★★★★★	Eagles Aerie 94 Stillwater	Stillwater	259
★★	East Grand Forks Blue Line Club	East Grand Forks	1656
★★★★★	East Hubbard Co Fire Dist	Akeley	5312
★★★★	Eastern Morrison County 4 Wheeler Club	Pierz	5106
★★★★★	Eastview Hockey Assoc	Apple Valley	36438
★★★★★	Eden Valley Lions Club	Eden Valley	1530
★★★★★	Edinburgh USA Pro Am Foundation	Brooklyn Park	36222
★★	Edison Community Sports Foundation	Minneapolis	1861
★★★★★	Eitzen Fire & Rescue Association Inc	Eitzen	32660
★★★★	Elba Snowbirds	Plainview	4861
★★★★★	Elbow Lake Firemens Relief Assoc	Elbow Lake	1968
★★★★★	Elizabeth Fire Dept Relief Assoc	Elizabeth	1686
★★★★★	Elk Lake Easy Riders	Zimmerman	4181
★★★★★	Elk River Lions Club	Elk River	2257
★★★★★	Elk River Youth Hockey Assoc	Elk River	1536
★★★★★	Elko Baseball Club	Elko New Market	2943
★★★★★	Elks Lodge 1003 Virginia	Virginia	1191
★★★★★	Elks Lodge 1091 Rochester	Rochester	288
★★★★★	Elks Lodge 1161 Eveleth	Eveleth	1637
★★★★★	Elks Lodge 1166 Faribault	Faribault	872
★★★★★	Elks Lodge 1308 Thief River Falls	Thief River Falls	358
★★★★★	Elks Lodge 133 Duluth	Duluth	1001
★★★★★	Elks Lodge 1395 Owatonna	Owatonna	1169
★★★★	Elks Lodge 1685 Alexandria	Alexandria	1110
★★★★	Elks Lodge 179 Stillwater	Stillwater	1058
★★★★	Elks Lodge 2221 Hopkins	Hopkins	365
★★★★★	Elks Lodge 2287 Worthington	Worthington	192
★★★★★	Elks Lodge 2386 Wadena	Wadena	802
★★	Elks Lodge 2427 Hutchinson	Hutchinson	196
★★★★★	Elks Lodge 327 Winona	Goodview	546
★★★★	Elks Lodge 414 Austin	Austin	842

FY2010 LAWFUL PURPOSE STAR RATING

Alphabetical by Organization

★★★★★	Elks Lodge 44 Minneapolis	Brooklyn Park	244
★★★★★	Elks Lodge 615 Brainerd	Brainerd	496
★★★★★	Elks Lodge 845 Red Wing	Red Wing	979
★★★★★	Elks Lodge 952 Willmar	Willmar	398
★★★★★	Ellendale Fire Dept Relief Assoc	Ellendale	3761
★★★★★	Elrosa Baseball Club	Elrosa	1955
★★★★★	Elrosa Commercial Club	Elrosa	1904
★★★★★	Ely Blue Line Club	Ely	1129
★★★★★	Ely Igloo Snowmobile Club	Ely	4652
★★★★★	Ely Winton Rod and Gun Club	Winton	4828
★★★★★	Elysian Fire Dept Relief Assoc	Elysian	2222
★★★★★	Emily Firemans Relief Assoc	Emily	2215
★★★★★	Essig Baseball Club	Sleepy Eye	1614
★★★★★	Evansville Firemens Relief Assoc	Evansville	2399
★★★★★	Fairfax Baseball Assoc	Fairfax	2240
★★★★★	Fairmont Fire Department Relief Assoc	Fairmont	3050
★★★★★	Fairmont Youth Hockey Assoc	Fairmont	1209
★★★★★	Faribault Hockey Assoc	Faribault	3911
★★★★★	Faribault Wrestling Club	Faribault	7193
★★★★★	Farmington Youth Hockey Association	Farmington	3762
★★★★★	Fergus Falls Hockey Assoc	Fergus Falls	2107
★★★★★	Fertile Firemen's Relief Association	Fertile	1871
★★★★★	Festival & Heritage Foundation St. Paul	St. Paul	4985
★★★★★	Fifty Lakes Fire Relief Assoc	Fifty Lakes	1732
★★★★★	Finlayson Lions Club	Finlayson	2158
★★★★★	Floodwood Business & Com. Partnership	Floodwood	35753
★★★★★	Flyer Athletic Boosters	Little Falls	35880
★★★★★	Forada Firemens Relief Association	Alexandria	1879
★★★★★	Forest Lake Athletic Assoc	Forest Lake	4354
★★★★★	Foreston Firemens Relief Assoc	Foreston	754
★★★★★	Fountain Firefighters Relief Assoc	Fountain	3105
★★★★★	Fourtown Grygla Sportsman Club	Thief River Falls	2435
★★★★★	Fox Lake Conservation League Inc.	Sherburn	5344
★★★★★	Foxtailers Snowmobile Club	St. Michael	4858
★★★★★	Franklin Fire Relief Assoc	Franklin	4852
★★★★★	Franklin Lions Club	Franklin	2804
★★★★★	Fraternal Order of Police Minn Lodge #1	Inver Grove Heights	5453
★★★★★	Frazee Lions Club	Frazee	1763
★★★★★	Freeport Lions Club	Freeport	1465
★★★★★	Fridley Lions Club	Fridley	306
★★★★★	Friends of the Belle Plaine Library	Belle Plaine	3520
★★★★★	Frontenac Sportsman Club	Frontenac	3000
★★★★★	Garfield Fire Department Relief Assoc	Garfield	2757
★★★★★	Garrison Commercial Club	Garrison	2666
★★★★★	Garrison Lions Club	Garrison	1449
★★★★★	Garrison Vol Fire Dept Relief Assoc	Garrison	1962
★★★★★	Gaylord Fire Dept Relief Assoc	Gaylord	2541
★★★★★	Gaylord Game Protective League	Gaylord	32323
★★★★★	Gibbon Lions Club	Gibbon	5807
★★★★★	Gilbert Fire Department Relief Association	Gilbert	5549
★★★★★	Glen Avon Hockey Club	Duluth	2883
★★★★★	Glencoe Lions Club	Glencoe	2235
★★★★★	Glenwood Fire Dept Relief Assoc	Glenwood	1480

FY2010 LAWFUL PURPOSE STAR RATING

Alphabetical by Organization

☆☆☆☆	Gnesen Volunteer Fire Dept. Relief Assoc	Duluth	662
☆☆☆☆	Gonvick Lions Club	Gonvick	2125
☆☆☆☆	Good Thunder Fire Dept Relief Assoc	Good Thunder	2149
☆☆☆☆	Goodhue Lions Club	Goodhue	25001
☆☆☆☆	Goodridge Area Development	Goodridge	173
☆☆☆☆	Goodview Activity Group	Winona	1002
☆☆☆☆	Goodview Winona Area Hockey Association	Winona	2090
☆☆☆☆	Grand Rapids Amateur Hockey Assoc	Grand Rapids	2682
☆☆☆☆	Grandy Lions Club	Grandy	2829
☆☆☆☆	Green Isle Firemens Relief Assoc	Green Isle	2584
☆☆☆☆	Greenwald Community Recreation Club	Greenwald	888
☆☆☆☆	Greenway Lions Club	Bovey	1504
☆☆☆☆	Grey Eagle Burtrum Lions Club	Grey Eagle	1292
☆☆☆☆	Grygla Gatzke Jaycees	Grygla	953
☆☆☆☆	Grygla Lions Club	Grygla	782
☆☆☆☆	Hackensack Lions Club	Hackensack	1740
☆☆☆☆	Hackensack Vol Fire Department	Hackensack	2654
☆☆☆☆	Hadley Lions Club	Hadley	2492
☆☆☆☆	Halstad Firemens Benefit Assoc	Halstad	2609
☆☆☆☆	Ham Lake Chamber of Commerce	Ham Lake	2948
☆☆	Ham Lake Lions Club	Cedar	2618
☆☆☆☆	Hamburg Fire Dept Relief Assoc	Hamburg	2329
☆☆☆☆	Hamel Lions Club	Hamel	3851
☆☆☆☆	Hamel Vol Fire Relief Assoc	Hamel	1926
☆☆	Hancock Firemen's Relief Assoc	Hancock	5472
☆☆☆☆	Hanley Falls Firemens Relief Association	Hanley Falls	2791
☆☆☆☆	Hanover Athletic Assoc	Hanover	2415
☆☆☆☆	Hanover Lions Club	Hanover	591
☆☆☆☆	Hanska Baseball Assoc	Hanska	2461
☆☆☆☆	Harding Lastrup Snodusters Snowmobile	Hillman	2716
☆☆	Harding Sportsmen's Club	Brainerd	2269
☆☆☆☆	Harmony Fire Relief Assoc	Harmony	4184
☆☆	Hartland Firemens Relief Assoc	Hartland	35378
☆☆☆☆	Hawks Baseball Club	Eden Valley	2120
☆☆☆☆	Hawley Firemens Relief Assoc	Hawley	2860
☆☆☆☆	Hayfield Commercial Club	Hayfield	2310
☆☆☆☆	Hayfield Fire Relief Assoc	Hayfield	2807
☆☆☆☆	Hayward Fire Department Relief Association	Albert Lea	2869
☆☆☆☆	Heartland Animal Rescue Team	Brainerd	4797
☆☆☆☆	Heather Curling Club	Mapleton	4760
☆☆☆☆	Hector Volunteer Fire Dept	Hector	3169
☆☆☆☆	Henderson Fire Dept Relief Assoc	Henderson	2409
☆☆☆☆	Henderson Lions Club	Henderson	2647
☆☆☆☆	Heritage Community Center	Thief River Falls	175
☆☆☆☆	Herman Development Corp	Herman	2977
☆☆☆☆	Hermantown Amateur Hockey Assoc	Hermantown	2165
☆☆☆☆	Hermantown Youth Soccer Assoc	Hermantown	3182
☆☆☆☆	Hiawatha Sno Seekers	Dover	4463
☆☆☆☆	Hibbing Youth Hockey Assoc	Hibbing	1521
☆☆☆☆	Highland Business Assoc	St. Paul	62220
☆☆☆☆	Hill City Firemens Relief Assoc	Hill City	1157
☆☆☆☆	Hill City Lions Club	Hill City	4089
☆☆☆☆	Hill Murray Father Club	Maplewood	4098

FY2010 LAWFUL PURPOSE STAR RATING

Alphabetical by Organization

★★★★	Hill Murray Mothers Club	Maplewood	4435
★★★	Hinckley Lions Club	Hinckley	1803
★★★★	Hinckley Pine City Flames Snowmobile Club	Pine City	4385
★★★★	Hitterdal Lions Club	Hitterdal	2015
★★★★	Hockey Woodbury Area Club	Woodbury	3029
★★★★	Hoffman Lions Club	Hoffman	1636
★★★★	Hoffman Senior Citizen's Club, Inc.	Hoffman	33884
★★★★	Holdingsford Fire Dept Relief Assoc	Holdingsford	2667
★★★★	Holdingsford Sno Flyers	Holdingsford	3012
★★★★	Holloway Rod and Gun Club	Holloway	897
★★★★	Hollywood Booster Club	Mayer	2861
★★★★	Holy Family Church Hillman	Hillman	210
★★★★	Holy Trinity Winsted	Winsted	1288
★★★★	Hopkins Jaycees	Hopkins	2298
★★★	Hopkins Raspberry Assoc	Hopkins	2297
★★★★	Hopkins Youth Hockey Association	Hopkins	4157
★★★★	Hoyt Lakes Chamber of Commerce	Hoyt Lakes	4943
★★★★	Hrvatski Dom Assoc	South St. Paul	146
★★★★	Husker Athletic Booster Club	Holdingsford	3961
★★★★	Ideal Community Service Organization	Pequot Lakes	1152
★★★★	Incarnation Church Minneapolis	Minneapolis	639
★★★★	International Falls Recreation Hockey Assoc	International Falls	5298
★★★★	International Voyageurs Snowmobile Club	International Falls	5012
★★★★	Inver Grove Heights Hockey Association	Inver Grove Heights	704
★★★★	Inver Grove Heights Soccer Assoc	Inver Grove Heights	30084
★★★★	Irving Community Association	Duluth	2305
★★★	Irving Youth Hockey Club	Duluth	2291
★★★	Isabella Community Council	Isabella	2612
★★★★	Isanti County Sportsmens Club	Cambridge	2581
★★★	Isanti Lions Club	Isanti	819
★★★★	Isle Lions Club	Isle	1844
★★★★	Italian American Club Foundation	Minneapolis	511
★★★★	Itasca Drift Skippers Snowmobile Club	Grand Rapids	5107
★★★★	Izaak Walton League Chapter 79	New Ulm	2352
★★★★	Janesville Area Golf Association Inc	Janesville	4477
★★★★	Jasper Lions Club	Jasper	1717
★★★★	Johnson Area Hockey Association	St. Paul	756
★★★★	Jordan Fire Department Relief Assoc	Jordan	2662
★★★★	Kasota Fire Dept Relief Assoc	Kasota	2880
★★★★	Kay Sea Club	Austin	787
★★★★	Keewatin Firemens Relief Assoc	Keewatin	2506
★★★★	Kellogg Firemens Relief Assoc	Kellogg	3983
★★★★	Kensington Volunteer Firemens Relief Assoc	Kensington	2557
★★★★	Kenyon Snowdrifters	Kenyon	33481
★★★★	Kiester Firemans Relief Assoc	Kiester	5648
★★★★	Kilkenny Firemens Relief Assoc	Kilkenny	2888
★★★★	Kimball Firemens Relief Assoc	Kimball	5835
★★★★	Kingsland Athletic Booster Club	Spring Valley	4222
★★★★	Kinney Fire Relief Assoc	Kinney	3103
★★★	Knights Fraternal Corporation of Bloomington	Bloomington	85
★★★★	Knights of Columbus Council 1551 Montvideo	Montevideo	2514
★★★★	Knights of Columbus Council 1575 Fairmont	Fairmont	683
★★★★	Knights of Columbus Council 1632 Stillwater	Stillwater	4684

FY2010 LAWFUL PURPOSE STAR RATING

Alphabetical by Organization

★★★★	Knights of Columbus Council 4174 Albertville	Albertville	2923
★★★	Knights of Columbus Council 4653 Delano	Delano	2266
★★★★★	Knights of Columbus Council 4718 Alexandria	Alexandria	1362
★★★★	Knights of Columbus Council 6731	Granite Falls	3434
★★★★★	Knights of Columbus Council 8367 Lakeville	Lakeville	3744
★★★★★	Knights of Columbus Council 889 Faribault	Faribault	1142
★★★★	Knights of Columbus Council 9140 Big Lake	Big Lake	4555
★★★★	Knights of Columbus Council 945 Owatonna	Owatonna	1090
★★★★	Knights of Columbus Council 961	Sauk Rapids	182
★★★★	La Salle Volunteer Firefighters Relief Assoc	La Salle	3759
★★★★	Lac Qui Parle Lake Association	Montevideo	2914
★★★★★	Lafayette & Area Lions Club	Lafayette	2549
★★★	Lake City Chamber Of Commerce	Lake City	1182
★★★★★	Lake City Fire Dept Relief Association	Lake City	2785
★★★★★	Lake City Lions Club	Lake City	1127
★★★★★	Lake Crystal Fire Dept Relief Assoc	Lake Crystal	2606
★★★★★	Lake Elmo Jaycees	Lake Elmo	2225
★★★★★	Lake Henry Lions Club	Belgrade	4918
★★★★★	Lake Lillian Civic & Commerce Assoc	Lake Lillian	2920
★★★★★	Lake of the Woods Drifters	Baudette	31160
★★★★	Lake Park Vol Fire Dept	Lake Park	702
★★★★	Lake Region Hockey Association	New Brighton	1837
★★★★	Lake Sullivan Assoc	Hillman	3118
★★★★	Lake Superior Steelhead Assoc	Duluth	1859
★★★★★	Lake Washington Improvement Association	Mankato	3528
★★★★★	Lakes Area Senior Activity Center	Brainerd	1066
★★★★★	Lakeview Booster Club, Inc	Cottonwood	35466
★★★★★	Lakeville Hockey Association	Lakeville	2059
★★★★	Lakeville Lions Club	Lakeville	1947
★★★★★	Lamberton Lions Club Inc	Lamberton	5073
★★★★★	Lancer Youth Hockey Assoc	La Crescent	3796
★★★★	Land of Lakes Choirboys of Minn	Elk River	4926
★★★★★	Lanesboro Fire Relief Assn	Lanesboro	3119
★★★★★	Le Center Fire Relief Association	Le Center	2551
★★★★	Le Roy Community Foundation	Le Roy	35638
★★★★★	Leaf Valley Game and Fish Cons. Club	Miltona	2355
★★★★★	Leavenworth Baseball Assoc	Sleepy Eye	2685
★★★★★	Leech Lake Area Amateur Hockey Assn.	Walker	30852
★★★★★	Lester Prairie Lions Club	Lester Prairie	2982
★★★★★	Lets Go Fishing of MN	Willmar	34779
★★★★★	Lewiston Volunteer Fire Co	Lewiston	3750
★★★★★	Lexington Fire Relief	Lexington	7
★★★★	Lincoln Area Business Assoc	Cushing	1074
★★★★★	Lindstrom Fire Dept Relief Assoc	Lindstrom	1950
★★★	Lino Lakes Lions Club	Lino Lakes	98052
★★★★★	Lions Club of Forest Lake	Forest Lake	2190
★★★★★	Lions Club of Waconia	Waconia	32393
★★★★	Little Canada Recreation Association	Little Canada	34510
★★★★★	Little Canada Vol Fire Department	Little Canada	864
★★★★★	Little Falls Exchange Club	Little Falls	976
★★★★	Little Falls Lindbergh Lions Club	Little Falls	3031
★★★★★	Little Falls Lions Club	Little Falls	2565
★★★★★	Little Falls Youth Hockey	Little Falls	2347

FY2010 LAWFUL PURPOSE STAR RATING

Alphabetical by Organization

★★★★★	Long Lake Homeowners Assn Inc	Hillman	5442
★★★★★	Long Prairie Hockey Assoc	Long Prairie	2079
★★★★★	Long Prairie Lions Club	Long Prairie	4429
★★★★	Longville Lakes Area Chamber of Commerce	Longville	1185
★★★	Lonsdale Firemen's Relief Association	Lonsdale	2136
★★★★★	Loretto Fire Dept Relief Assoc	Loretto	2179
★★★★★	Loretto Lions Club	Loretto	2054
★★★★	Lowry Fire Mens Relief Assoc	Lowry	3760
★★★★★	Luverne Optimist Club	Luverne	2400
★★★★★	Mabel Fire Dept Relief Assoc	Mabel	5195
★★★★★	Mankato Area Hockey Association	Mankato	2759
★★★★★	Mankato Area Youth Baseball Assn	North Mankato	31040
★★★★★	Mankato Sertoma Club	Mankato	3311
★★★★	Mantorville Restoration Assoc	Mantorville	1982
★★★★★	Maple Grove Fire Fighters Relief Assoc	Maple Grove	2363
★★★★★	Maple Grove Lions Club	Maple Grove	2411
★★★	Maple Island Park Association	Hollandale	5323
★★★★★	Maple Lake Lions Club	Maple Lake	2284
★★★★	Mapleton Area Chamber of Commerce	Mapleton	603
★★★	Maplewood Athletic Assoc	Maplewood	4201
★★★★	Maplewood Oakdale Lions Club	Oakdale	2118
★★★★★	Marshall Amateur Hockey Assoc	Marshall	2395
★★★★	Marshall Baseball Assoc	Marshall	5765
★★★★★	Marshall Co Central Sports Booster Club Inc	Newfolden	3533
★★★★★	Marshall County Driftskippers Snowmobile	Newfolden	5370
★★★★★	Mayer Baseball Club	Mayer	1772
★★★★★	Maynard Lions Club	Maynard	2414
★★★★	Mazeppa Firefighters Relief Assoc	Mazeppa	3057
★★★★	Mazeppa Jaycees	Mazeppa	2457
★★★★	Mazeppa Lions Club	Mazeppa	1978
★★★★★	McGrath Fire Dept Relief Assoc	McGrath	2545
★★★★★	McGregor Fire Department Relief Assoc	McGregor	2840
★★★★★	McGregor Lions Club	McGregor	1826
★★★★★	McIntosh Firemen's Relief Association	McIntosh	33348
★★★★★	Medford Firemens Relief Assoc	Medford	1665
★★★★	Meire Grove Athletic Club	Melrose	2052
★★★★	Meisville Lions Club	Vermillion	1762
★★★★★	Melrose Fire Dept Relief Assoc	Melrose	5568
★★★★★	Melrose Lions Club	Melrose	2396
★★★★	Menahga Gateway Lions Club	Mehahga	2086
★★★★	Mendota Heights Athletic Association	West St. Paul	2470
★★★★★	Mentor Firefighters Relief Assoc	Mentor	5817
★★★★	Merrick Inc	Vadnais Heights	264
★★★★	Merrifield Marathons Inc	Merrifield	4720
★★★★★	Metro Baseball League	Burnsville	33822
★★★★	Middle River Sportsmens Club	Middle River	35825
★★★★	Midway Speedskating Club Inc	Roseville	70
★★★★	Midwest Ski Otter Water Ski Club	White Bear Lake	5703
★★★★★	Milaca Firefighters Relief Assoc	Milaca	2413
★★★★★	Military Service Association	Isle	34291
★★★★★	Mille Lacs Drift Skippers Snowmobile Club	Isle	4206
★★★★★	Mille Lacs Raiders Wrestling Club	Onamia	31880
★★★★	Mille Lacs Trails Snowmobile Club	Aitkin	5241

FY2010 LAWFUL PURPOSE STAR RATING

Alphabetical by Organization

★ ★ ★ ★	Millerville Firemens Relief Assoc	Brandon	2374
★ ★ ★ ★	Millville Sportsman's Club	Millville	5379
★ ★ ★ ★	Miltona Lions Club	Parkers Prairie	3743
★ ★ ★ ★	Miltona Volunteer Firemen's Relief Assoc	Miltona	1849
★ ★ ★ ★	Minn Brass St. Paul	St. Paul	444
★ ★ ★ ★	Minn Licensed Bev. Assoc Childrens Fund	St. Paul	4067
★ ★ ★ ★	Minn Youth Athletic Services	Columbia Heights	4819
★ ★ ★ ★	Minneapolis Northeast Lions Club	Minneapolis	2677
★ ★ ★ ★	Minneapolis Riverview Lions Club	Minneapolis	1096
★ ★ ★ ★	Minneota Fire Dept Relief Assoc	Minneota	2519
★ ★ ★ ★	Minnesota Fishing Museum	Little Falls	5844
★ ★ ★ ★	Minnesota Flyers Gymnastics	Detroit Lakes	5663
★ ★ ★ ★	Minnesota Jaycees Charitable Foundation	Burnsville	2237
★ ★ ★ ★	Minnesota Junior Hockey League Inc	Otsego	32144
★ ★ ★ ★	Minnesota Lake Firemens Relief Assoc	Minnesota Lake	2195
★ ★ ★ ★	Minnesota USA Wrestling	Minneapolis	3074
★ ★ ★ ★	Minnewawa Sportsmens Club	McGregor	1160
★ ★ ★ ★	MOC Pup Tent 51 Bloomington	Bloomington	555
★ ★ ★ ★	Mohawk Jaycees of Westonka	Mound	2886
★ ★ ★ ★	Montevideo Fire Department Relief Assoc	Montevideo	2965
★ ★ ★ ★	Montevideo Lions Club	Montevideo	4018
★ ★ ★ ★	Montgomery Area Community Club	Montgomery	2405
★ ★ ★ ★	Montgomery Firemens Relief Association	Montgomery	2152
★ ★ ★ ★	Montgomery Sportsman Club Inc	Montgomery	2438
★ ★ ★ ★	Monticello Lions Club	Monticello	1825
★ ★ ★ ★	Monticello Youth Hockey Program	Monticello	4147
★ ★ ★ ★	Montrose Lions Club	Montrose	1174
★ ★ ★ ★	Moorhead Youth Hockey Assoc	Moorhead	144
★ ★ ★ ★	Moose Lake Area Hockey Association Inc	Moose Lake	2071
★ ★ ★ ★	Moose Lodge 1060 Aitkin	Aitkin	693
★ ★ ★ ★	Moose Lodge 1114 St. Charles	St. Charles	373
★ ★ ★ ★	Moose Lodge 1180 Austin	Austin	362
★ ★ ★ ★	Moose Lodge 1259 International Falls	International Falls	1098
★ ★ ★ ★	Moose Lodge 1274 Cloquet	Cloquet	955
★ ★ ★ ★	Moose Lodge 1302 Proctor	Proctor	346
★ ★ ★ ★	Moose Lodge 1400 Waite Park	Waite Park	163
★ ★ ★ ★	Moose Lodge 1414 Mankato	Mankato	214
★ ★ ★ ★	Moose Lodge 1463 Two Harbors	Two Harbors	367
★ ★ ★ ★	Moose Lodge 1544 Braham	Braham	1750
★ ★ ★ ★	Moose Lodge 1703 Albert Lea	Albert Lea	212
★ ★ ★ ★	Moose Lodge 2023 Grand Rapids	Grand Rapids	340
★ ★ ★ ★	Moose Lodge 2098 Faribault	Faribault	109
★ ★ ★ ★	Moose Lodge 2331 Princeton	Princeton	3034
★ ★ ★ ★	Moose Lodge 407 Ortonville	Ortonville	687
★ ★ ★ ★	Moose Lodge 742 Baudette	Baudette	371
★ ★ ★ ★	Moose Willow Sportsmans Club	Hill City	1693
★ ★ ★ ★	Mora Area Youth Recreation Assoc Inc	Mora	1119
★ ★ ★ ★	Morgan Area Jaycees	Morgan	2433
★ ★ ★ ★	Morris Hockey Assoc	Morris	1860
★ ★ ★ ★	Morristown Firemens Relief Association	Morristown	1949
★ ★ ★ ★	Morton Firemans Relief Assoc	Morton	2560
★ ★ ★ ★	Motley Lions Club	Motley	5943
★ ★ ★ ★	Mower Council for the Handicapped	Austin	4348

FY2010 LAWFUL PURPOSE STAR RATING

Alphabetical by Organization

☆☆☆☆☆	Municipal Athletic Association	Hibbing	2709
☆☆☆☆☆	Mystic Riders Snowmobile Club	Princeton	3988
☆☆☆☆☆	Nelson Community Association	Nelson	36339
☆☆☆☆☆	Nelson Mens Club	Nelson	2896
☆☆☆☆☆	Nevis Fire Persons Relief Assoc	Nevis	2173
☆☆☆☆☆	New Auburn Fire Dept Relief Assoc	New Auburn	5937
☆☆☆☆☆	New Brighton Lions Club	New Brighton	1754
☆☆☆☆☆	New Germany Fire Dept Relief Assoc	New Germany	2238
☆☆☆☆☆	New Market Firefighters Relief Assoc	Elko New Market	2324
☆☆☆☆☆	New Munich Jaycees	New Munich	1791
☆☆☆☆☆	New Prague Chamber of Commerce	New Prague	5545
☆☆☆☆☆	New Prague Community Sportsman Club	New Prague	2436
☆☆☆☆☆	New Prague Firemens Relief Assoc	New Prague	2426
☆☆☆☆☆	New Prague Hockey Association	New Prague	2111
☆☆☆☆☆	New Richland Firemen's Relief Association	New Richland	4863
☆☆☆☆☆	New Ulm Hockey Assoc	New Ulm	2223
☆☆☆☆☆	New Ulm Optimist Club	New Ulm	5780
☆☆☆☆☆	New Ulm Turnverein	New Ulm	206
☆☆☆☆☆	New York Mills Lions Club	New York Mills	2420
☆☆☆☆☆	Nicollet Conservation Club	Nicollet	2379
☆☆☆☆☆	Nicollet Lions Club	Nicollet	2403
☆☆☆☆☆	Nisswa Lions Club	Nisswa	995
☆☆☆☆☆	North Branch Area Hockey Assoc	North Branch	4335
☆☆☆☆☆	North Country Snowmobile Club	Bemidji	2333
☆☆☆☆☆	North Country Trail Busters	Fort Ripley	2974
☆☆☆☆☆	North St. Paul Athletic Assoc	Maplewood	3108
☆☆☆☆☆	North Suburban Youth Foundation	Roseville	1485
☆☆☆☆☆	North Tartan Area Girls Basketball Boosters	Oakdale	3101
☆☆☆☆☆	Northern Pine Riders	Willow River	2327
☆☆☆☆☆	Northfield Fire Relief Assoc	Northfield	3451
☆☆☆☆☆	Northland Lions Club	Remer	1311
☆☆☆☆☆	Northwest Area Jaycees	Corcoran	2463
☆☆☆☆☆	Northwest Tonka Lions Club	Mound	1830
☆☆☆☆☆	Northwestern Health Sciences University	Bloomington	3070
☆☆☆☆☆	Norwood Young America Lions Club	Norwood Young America	3552
☆☆☆☆☆	Odessa Farm Fire Dept Relief Assoc	Odessa	36719
☆☆☆☆☆	Ogilvie Lions Club	Ogilvie	823
☆☆☆☆☆	Olivia Ambulance Service Inc	Olivia	34680
☆☆☆☆☆	Olivia Area Chamber of Commerce	Olivia	1105
☆☆☆☆☆	Olmsted County Hockey Association	Rochester	3995
☆☆☆☆☆	Onamia Lions Club	Onamia	1433
☆☆☆☆☆	Opole Baseball Association	Holdingsford	2597
☆☆☆☆☆	Optimist Club of St. Cloud	St. Cloud	2539
☆☆☆☆☆	Osakis Economic Development Corp	Osakis	2080
☆☆☆☆☆	Osseo Firemens Relief Assoc	Osseo	1851
☆☆☆☆☆	Osseo Lions Club	Osseo	640
☆☆☆☆☆	Osseo Maple Grove Basketball Assoc	Maple Grove	36154
☆☆☆☆☆	Osseo Maple Grove Hockey Assoc	Maple Grove	2505
☆☆☆☆☆	Ostrander Lions	Ostrander	35149
☆☆☆☆☆	Ottertail Lions Club	Ottertail	194
☆☆☆☆☆	Ottertail Rod & Gun Club	Ottertail	986
☆☆☆☆☆	Outing Chamber Of Commerce	Outing	2769
☆☆☆☆☆	Owatonna Wrestling Assoc	Owatonna	4798

FY2010 LAWFUL PURPOSE STAR RATING

Alphabetical by Organization

★ ★ ★ ★	Owatonna Youth Hockey Assoc	Owatonna	74008
★ ★ ★ ★	Palisade Fire Department	Palisade	1625
★ ★ ★	Park Rapids Amateur Hockey Assoc	Park Rapids	1225
★ ★ ★ ★	Parkers Prairie Sportsmen's Club	Parkers Prairie	1970
★ ★ ★ ★ ★	Parkway Little League, Inc	St. Paul	36230
★ ★ ★ ★ ★	Paynesville New London Spicer Hockey Assn	Paynesville	2503
★ ★ ★ ★ ★	Pearl Lake Recreation Club	Kimball	3007
★ ★ ★ ★	Pelican Lakes Conservation Club	Pequot Lakes	2734
★ ★ ★	Pemberton Firefighters Relief Association	Pemberton	3862
★ ★ ★ ★	Pengilly Booster Club	Pengilly	5113
★ ★ ★ ★ ★	Pequot Lakes Youth Hockey Assoc Inc	Crosslake	2055
★ ★ ★ ★	Perham Athletic Assoc	Perham	2209
★ ★ ★ ★	Perham Lions Club	Perham	851
★ ★ ★ ★	Piedmont Heights Hockey Assoc	Duluth	2912
★ ★ ★ ★ ★	Pierz Fire Relief Assoc	Pierz	3222
★ ★ ★ ★ ★	Pierz Lions Club	Pierz	3174
★ ★ ★ ★	Pillager Firemens Relief Assoc	Pillager	4168
★ ★ ★ ★	Pillager Lions Club	Pillager	981
★ ★ ★ ★	Pine Center Sportsmen's Club	Brainerd	2394
★ ★ ★ ★	Pine City Youth Hockey Assoc	Pine City	1934
★ ★ ★ ★ ★	Pine Island Volunteer Firemen's Relief Assn.	Pine Island	3120
★ ★ ★ ★ ★	Plainview Firemens Relief Association	Plainview	3223
★	Plainview Lions Club	Plainview	1928
★ ★ ★ ★	Plato Fire Relief Assoc	Plato	4624
★ ★ ★ ★	Platte Lake Property Owners Assoc	Minnetrissa	31337
★ ★ ★ ★ ★	Plummer Lions Club	Plummer	2402
★ ★ ★ ★	Plymouth Lions Club Inc	Plymouth	34308
★ ★ ★ ★	Pna Zagloba Lodge 1033 South St. Paul	South St. Paul	725
★ ★ ★ ★	Pokegama Lake Association	Pine City	2992
★ ★ ★ ★ ★	Police Benevolent Association of Rochester	Rochester	34478
★ ★ ★ ★	Porter Firemans Relief Assoc	Porter	2501
★ ★ ★ ★ ★	Prairie Ecology Bus Center	Lakefield	33048
★ ★ ★ ★ ★	Prairie Playhouse Child Care Inc	Appleton	32109
★ ★ ★ ★	Preston Fire Relief Assoc	Preston	36712
★ ★ ★ ★	Preston Servicemen's Club	Preston	1004
★ ★ ★ ★	Princeton Jaycees	Princeton	1818
★ ★ ★ ★	Princeton Youth Hockey Assoc	Princeton	1414
★ ★ ★ ★	Prior Lake Lions Club	Prior Lake	1558
★ ★ ★ ★ ★	Prior Lake Optimist Club	Prior Lake	2523
★ ★ ★ ★	Prosperity Heights Booster Club	St. Paul	651
★ ★ ★ ★	Rainy Lake Sportfishing Club	International Falls	36010
★ ★ ★ ★	Ramsey Lions Club	Anoka	1203
★ ★ ★ ★	Randall Cushing Area Lions Club	Randall	2873
★ ★ ★ ★ ★	Randolph Fire Department Relief Assoc	Randolph	3317
★	Ranier Recreation Club	Ranier	1431
★ ★ ★ ★ ★	REACH	Carlton	36413
★ ★ ★ ★	Reading Community Center	Reading	1351
★ ★ ★ ★ ★	Red Lake Falls Blue Line Club	Red Lake Falls	171
★ ★ ★ ★ ★	Red Men Club	Red Wing	731
★ ★ ★ ★	Red Wing Wildlife League	Red Wing	1733
★ ★ ★ ★ ★	Redwood Area Hockey Assoc	Redwood Falls	4345
★ ★ ★ ★	Remer Fire Relief Assoc	Remer	3598
★ ★ ★ ★ ★	Renville Lions Club	Renville	3006

FY2010 LAWFUL PURPOSE STAR RATING

Alphabetical by Organization

☆☆☆	Reservoir Riders	Duluth	3836
☆☆☆	Rice Area Sportsmen's Club	Rice	2338
☆☆☆	Rice Lions Club	Rice	1153
☆☆☆☆	Richmond Big Lake Aquatic Association	Richmond	2744
☆☆☆☆	Richmond Firemens Relief Assoc	Richmond	2966
☆☆☆☆	Richmond Lions Club	Richmond	1552
☆☆☆☆	River Bend Nature Center	Faribault	2715
☆☆☆☆	Rochester Juvenile Hockey Assoc	Rochester	3626
☆☆	Rochester Minnesota Amateur Sports Com.	Rochester	34759
☆☆	Rochester Senior Center Foundation	Rochester	36207
☆☆☆☆	Rock Creek Lions Club	Rock Creek	1412
☆☆☆☆	Rockville Lions Club	Rockville	1609
☆☆☆☆	Rocori Community Booster Club	Cold Spring	4174
☆☆☆☆	Rogers Firemen's Relief Assoc	Rogers	1601
☆☆☆☆	Rogers Lions Club	Rogers	2630
☆☆☆☆	Rollingstone Fire Fighters Relief Association	Rollingstone	3951
☆☆☆☆	Rollingstone Jaycees	Rollingstone	3080
☆☆☆☆	Roosevelt Arena Assoc	Roosevelt	35373
☆☆☆☆	Rosemount Area Hockey Assoc	Rosemount	19062
☆☆☆☆	Rosemount Lions Club	Rosemount	2300
☆☆☆☆	Roseville Area Youth Hockey Assoc	Roseville	3191
☆☆☆☆	Rothsay Fire Department Relief Assoc	Rothsay	35875
☆☆☆☆	Royalton Firemens Relief Assoc	Royalton	2681
☆☆☆☆	Rush City Jaycees	Rush City	2191
☆☆	Rush City Lions Club	Rush City	2161
☆☆☆☆	Rush City Sno Bugs	Rush City	5615
☆☆☆☆	Rush Lake Improvement Assoc	Rush City	3123
☆☆☆☆	Rushford Peterson Booster Club	Rushford	4693
☆☆☆☆	Sacred Heart Fire Mens Relief Assoc	Sacred Heart	2434
☆☆☆☆	Sandstone Lions Club	Sandstone	2057
☆☆☆☆	Santiago Lions Club Inc	Becker	34025
☆☆☆☆	Sartell Youth Hockey	Sartell	31924
☆☆☆☆	Sauk Centre Conservation Club	Sauk Centre	1854
☆☆☆☆	Sauk Centre Fire Relief Assoc	Sauk Centre	5439
☆☆☆☆	Sauk Centre Youth Hockey Assoc	Sauk Centre	2527
☆☆☆☆	Sauk Rapids Baseball Assoc	Sauk Rapids	35034
☆☆☆☆	Sauk Rapids Sportsmen's Club	Sauk Rapids	1329
☆☆☆☆	Scandia Marine Lions Club	Scandia	6419
☆☆☆☆	Searles Baseball Assoc	New Ulm	2876
☆☆☆☆	Servicemens Club Inc	Sleepy Eye	1043
☆☆☆☆	Sexual Assault Program of N. St. Louis Cty	Virginia	2224
☆☆☆☆	Shafer Firemens Vol Benefit Assoc	Shafer	2326
☆☆	Shako Valley Amateur Hockey Assoc	Shakopee	1969
☆☆☆☆	Shakopee Lions Club	Shakopee	1576
☆☆☆☆	Shakopee Rotary Club	Shakopee	2844
☆☆☆☆	Shaokatan Sportsmen Club	Lake Benton	2672
☆☆☆☆	Shrine Club Color Guard	Detroit Lakes	2477
☆☆☆☆	Sibley Hockey Booster Club	Mendota Heights	2467
☆☆☆☆	Silver Lake Lions Club	Silver Lake	2679
☆☆	Ski Gull	Nisswa	1960
☆☆☆☆	Slayton Volunteer Fire Dept. Relief Assn.	Slayton	35244
☆☆☆☆	Sleepy Eye Arena Assoc	Sleepy Eye	5389
☆☆☆☆	Sleepy Eye Hockey Assoc	Sleepy Eye	2449

FY2010 LAWFUL PURPOSE STAR RATING

Alphabetical by Organization

★ ★ ★ ★ ★	Sobieski Lions Club	Swanville	3135
★ ★ ★ ★ ★	South Haven Firemen's Relief Assoc	South Haven	1976
★ ★ ★ ★ ★	South Robert Street Business Assoc	West St. Paul	726
★ ★ ★ ★ ★	South St. Paul Lions Club	South St. Paul	2824
★ ★ ★ ★ ★	South St. Paul Youth Hockey Assoc	South St. Paul	2851
★ ★ ★ ★ ★	Southwest Hockey Assoc	Minneapolis	3113
★ ★ ★ ★ ★	Spring Grove Commercial Club	Spring Grove	1744
★ ★ ★ ★ ★	Spring Hill Recreation Club	Belgrade	2637
★ ★ ★ ★ ★	Spring Lake Park District 16 Youth Hockey	Blaine	3124
★ ★ ★ ★ ★	Spring Lake Park Lions Club	Spring Lake Park	584
★ ★ ★ ★ ★	Spring Valley Area Ambulance Assoc	Spring Valley	2917
★ ★ ★ ★ ★	St. Clair Fire Relief Assoc	St. Clair	2358
★ ★ ★ ★ ★	St. Cloud All-City High School Band	St. Cloud	32645
★ ★ ★ ★ ★	St. Cloud Area Golden Gloves Boxing	St. Cloud	3425
★ ★ ★ ★ ★	St. Cloud Lions Club	St. Cloud	3097
★ ★ ★ ★ ★	St. Cloud Noon Optimist Club	St. Cloud	32368
★ ★ ★ ★ ★	St. Francis Lions Club	St. Francis	2688
★ ★ ★ ★ ★	St. Francis Youth Hockey Assoc	St. Francis	3126
★ ★ ★ ★ ★	St. Hilaire Community Club	St. Hilaire	1076
★ ★ ★ ★ ★	St. James Lions Club	St. James	5492
★ ★ ★ ★ ★	St. John Nepomuk Church Lastrup	Lastrup	2115
★ ★ ★ ★ ★	St. Joseph Church Waite Park	Waite Park	1720
★ ★ ★ ★ ★	St. Joseph Jaycees	St. Joseph	3011
★ ★ ★ ★ ★	St. Joseph Lions Club	St. Joseph	2021
★ ★ ★ ★ ★	St. Katherine Ukrainian Orthodox Church	Arden Hills	31686
★ ★ ★ ★ ★	St. Lawrence Church Foley	Foley	1080
★ ★ ★ ★ ★	St. Louis Park Hockey Boosters Assoc	Edina	3238
★ ★ ★ ★ ★	St. Maron Church Minneapolis	Minneapolis	32235
★ ★ ★ ★ ★	St. Martin Commercial Club	St. Martin	3161
★ ★ ★ ★ ★	St. Mathias Parks & Recreation	Fort Ripley	4215
★ ★ ★ ★ ★	St. Paul Fire Fighters Local 21 Benefit Assoc	St. Paul	3046
★ ★ ★ ★ ★	St. Paul Midway Lions Club Foundation Inc	St. Paul	5186
★ ★ ★ ★ ★	St. Paul North Ramsey 500 Lions Club	St. Paul	1878
★ ★ ★ ★ ★	St. Paul Park Newport Lions Club	Newport	1107
★ ★ ★ ★ ★	St. Peter Red Men Club	St. Peter	249
★ ★ ★ ★ ★	St. Philip Church Litchfield	Litchfield	809
★ ★ ★ ★ ★	St. Rosa Jaycees	Freeport	975
★ ★ ★ ★ ★	St. Stanislaus Kostka Church Winona	Winona	1026
★ ★ ★ ★ ★	St. Stephen Firefighters Relief Assoc	St. Stephen	890
★ ★ ★ ★ ★	St. Wendel Athletic Assoc	Avon	2780
★ ★ ★ ★ ★	Stacy Lent Fire Relief Assoc	Stacy	3573
★ ★ ★ ★ ★	Stacy Lions Club	Stacy	1897
★ ★ ★ ★ ★	Staples Lions Club	Staples	1785
★ ★ ★ ★ ★	Starbuck Jaycees	Starbuck	1315
★ ★ ★ ★ ★	Steele County Snowmobile Trail Assoc	Blooming Prairie	4992
★ ★ ★ ★ ★	Stephen Argyle Booster Club	Argyle	4654
★ ★ ★ ★ ★	Stewart Lions Club	Stewart	2390
★ ★ ★ ★ ★	Stewartville Fire Relief Assoc	Stewartville	4261
★ ★ ★ ★ ★	Stockton Area Promotional Group	Stockton	909
★ ★ ★ ★ ★	Sturgeon Lake Lions Club	Sturgeon Lake	1888
★ ★ ★ ★ ★	Swanville Lions Club	Swanville	2126
★ ★ ★ ★ ★	Tamarack Sno Flyers Inc	Tamarack	7093
★ ★ ★ ★ ★	Tapemark Charity Pro-Am Golf Tournament	West St. Paul	4888

FY2010 LAWFUL PURPOSE STAR RATING

Alphabetical by Organization

★★★★★	Tartan Area Youth Hockey Assoc	Oakdale	3397
★★★★★	The Crossing Arts Alliance	Brainerd	33604
★★★★★	The Oakdale Athletic Association	Oakdale	82019
★★★★★	The Twin Cities Wrestling Club, Inc	Minneapolis	30866
★★★★★	Thief River Falls Amateur Hockey Assoc	Thief River Falls	2008
★★★★★	Todd Area Trail Assoc	Browerville	5048
★★★★★	Tower Firemens Relief Assoc	Tower	2771
★★★★★	Tri Lake Sportsmens Club	Lonsdale	2251
★★★★★	Truman Baseball Softball Association Inc	Truman	5716
★★★★★	Turn In Poachers Chapt Ottertail	Detroit Lakes	5574
★★★★★	Two Harbors Youth Hockey Association	Two Harbors	5594
★★★★★	Ulen Fire Dept Relief Assoc	Ulen	2676
★★★★★	Underwood Lions Club	Underwood	4646
★★★★★	Union Center Inc	Albert Lea	423
★★★★★	United Arts of Central Minnesota	St. Cloud	2799
★★★★★	Upper Red Lake Area Assoc	Waskish	2724
★★★★★	Upsala Lions Club	Upsala	1811
★★★★★	Urbank Lions Club	Clitherall	1639
★★★★★	Vadnais Heights Firefighters Relief Assn.	Vadnais Heights	2440
★★★★★	Vadnais Heights Lions Club	Vadnais Heights	655
★★★★★	Valley Crest Riders Snowmobile Club	Rushford	36149
★★★★★	Valley Golf Assoc	East Grand Forks	1640
★★★★★	Verndale Lions Club	Verndale	1684
★★★★★	Vernon Center Fire Relief Assoc	Vernon Center	2006
★★★★★	Veseli Jaycees	Veseli	2229
★★★★★	Veterans Club Onamia	Onamia	374
★★★★★	VFW Post 10796	Ham Lake	5861
★★★★★	VFW Post 1112	Little Falls	124
★★★★★	VFW Post 1140	Long Prairie	535
★★★★★	VFW Post 1210 Hastings	Hastings	149
★★★★★	VFW Post 1215 Rochester	Rochester	405
★★★★★	VFW Post 1216	Austin	167
★★★★★	VFW Post 1223	Dilworth	21
★★★★★	VFW Post 1287 Winona	Winona	156
★★★★★	VFW Post 1296 Bloomington	Bloomington	150
★★★★★	VFW Post 1350 North St. Paul	North St. Paul	16
★★★★★	VFW Post 1403	Benson	377
★★★★★	VFW Post 141 Kenyon	Kenyon	19
★★★★★	VFW Post 1562 Faribault	Faribault	257
★★★★★	VFW Post 1639	Willmar	61
★★★★★	VFW Post 1642 Waseca	Waseca	385
★★★★★	VFW Post 1647	Brainerd	475
★★★★★	VFW Post 1656	Madison	477
★★★★★	VFW Post 1676 Detroit Lakes	Detroit Lakes	8
★★★★★	VFW Post 1720 Grand Rapids	Grand Rapids	356
★★★★★	VFW Post 1757 Cook	Cook	390
★★★★★	VFW Post 1778 Wells	Wells	43
★★★★★	VFW Post 1782 White Bear Lake	White Bear Lake	394
★★★★★	VFW Post 1783 Young America	Young America	711
★★★★★	VFW Post 1791 Chaska	Chaska	319
★★★★★	VFW Post 1816 Garrison	Garrison	205
★★★★★	VFW Post 1825	Belgrade	887
★★★★★	VFW Post 1902 Crookston	Crookston	57

FY2010 LAWFUL PURPOSE STAR RATING

Alphabetical by Organization

★★★★	VFW Post 1914	St. James	532
★★★★	VFW Post 210 Lakeville	Lakeville	723
★★★★	VFW Post 230	Columbia Heights	12
★★★★	VFW Post 246 Minneapolis	Minneapolis	151
★★★★	VFW Post 2553	Redwood Falls	24
★★★★★	VFW Post 2717 Ely	Ely	750
★★★★	VFW Post 2735 Isanti	Isanti	291
★★★★	VFW Post 2793 Thief River Falls	Thief River Falls	404
★★★★★	VFW Post 2818	Litchfield	165
★★★★★	VFW Post 2948	International Falls	71
★★★★★	VFW Post 295 South St. Paul	South St. Paul	52
★★★★★	VFW Post 2980	Ivanhoe	1633
★★★	VFW Post 3289	New York Mills	401
★★★★★	VFW Post 363	Fridley	552
★★★★★	VFW Post 3723	Owatonna	379
★★★★★	VFW Post 380 Montevideo	Montevideo	408
★★★★★	VFW Post 3817 East Grand Forks	East Grand Forks	523
★★★★★	VFW Post 3828 Kennedy	Kennedy	956
★★★★★	VFW Post 3839	Pequot Lakes	2259
★★★★★	VFW Post 3869 Northome	Northome	2147
★★★★★	VFW Post 3915 Brooklyn Park	Brooklyn Park	632
★★★	VFW Post 3922 Wadena	Wadena	1724
★★★★★	VFW Post 3964	Ortonville	3141
★★★★★	VFW Post 3979 Cloquet	Cloquet	422
★★★★★	VFW Post 4046 Shakopee	Shakopee	293
★★★★★	VFW Post 4086 Wabasha	Wabasha	369
★★★★★	VFW Post 4114 Spring Valley	Spring Valley	48
★★★★★	VFW Post 4210	Forest Lake	272
★★★★★	VFW Post 425 Hopkins	Hopkins	185
★★★★★	VFW Post 428	St. Cloud	813
★★★★★	VFW Post 4393 Northfield	Northfield	25
★★★★★	VFW Post 4452 Cannon Falls	Cannon Falls	20
★★★★★	VFW Post 4582	Starbuck	56
★★★★★	VFW Post 4743	Lakefield	59
★★★★★	VFW Post 4847	St. Cloud	454
★★★★★	VFW Post 4930 Warroad	Warroad	5586
★★★★★	VFW Post 494 Crystal	Crystal	155
★★★★★	VFW Post 4955	Appleton	98
★★★★★	VFW Post 5102	Glencoe	161
★★★★★	VFW Post 5115 Ulen	Ulen	520
★★★★★	VFW Post 5247 Dawson	Dawson	973
★★★★★	VFW Post 5252	Pelican Rapids	2132
★★★★★	VFW Post 5252 Aux	Pelican Rapids	33482
★★★★★	VFW Post 5460	Watkins	3052
★★★★★	VFW Post 5462 Waconia	Waconia	411
★★★★★	VFW Post 5518 Elk River	Elk River	1667
★★★★★	VFW Post 5555 Richfield	Richfield	73
★★★★★	VFW Post 5727 Zumbrota	Zumbrota	18
★★★★★	VFW Post 6031 Arlington	Arlington	544
★★★★★	VFW Post 612 Fergus Falls	Fergus Falls	162
★★★★★	VFW Post 6206 Menahga	Menahga	132
★★★★★	VFW Post 6208 Prior Lake	Prior Lake	295
★★★★★	VFW Post 6316	Blaine	1298

FY2010 LAWFUL PURPOSE STAR RATING

Alphabetical by Organization

☆☆☆☆	VFW Post 6587	Spring Lake Park	27
☆☆☆☆	VFW Post 6690 Mendota	Mendota	629
☆☆☆☆	VFW Post 6992 Sauk Rapids	Sauk Rapids	424
☆☆☆☆	VFW Post 7050	Melrose	297
☆☆☆☆	VFW Post 7051 Golden Valley	Golden Valley	159
☆☆☆☆	VFW Post 723	Baudette	482
☆☆☆☆	VFW Post 7266	New Auburn	521
☆☆☆☆	VFW Post 7555 Roseville	Roseville	17
☆☆☆☆	VFW Post 7557 Ada	Ada	402
☆☆☆☆	VFW Post 7662	Farmington	53
☆☆☆☆	VFW Post 7664	Maple Lake	183
☆☆☆☆	VFW Post 7902 Osakis	Osakis	375
☆☆☆☆	VFW Post 806 Aux Princeton	Princeton	1148
☆☆☆☆	VFW Post 8144 Hoyt Lakes	Hoyt Lakes	388
☆☆	VFW Post 8508 Akeley	Akeley	1308
☆☆☆☆	VFW Post 8510 Aux Hibbing	Hibbing	2595
☆☆☆☆	VFW Post 8663 Roseau	Roseau	14
☆☆☆☆	VFW Post 8729 Lake City	Lake City	204
☆☆☆☆	VFW Post 8731	Monticello	357
☆☆☆☆	VFW Post 8752	Cottage Grove	158
☆☆☆☆	VFW Post 906	Hutchinson	125
☆☆☆☆	VFW Post 9073	Randall	166
☆☆☆☆	VFW Post 936	Alexandria	42
☆☆☆☆	VFW Post 9433 Rosemount	Rosemount	187
☆☆☆☆	VFW Post 9625	Coon Rapids	9
☆☆☆☆	VFW Post 9641	Littlefork	72
☆☆☆☆	VFW Post 9713	Mankato	38
☆☆☆☆	Vietnam Vets of America Chapter 639	South St. Paul	5497
☆☆☆☆	Villard Fire Dept Relief Assoc	Villard	2260
☆☆☆☆	Voiture 1436 40/8 Roseau Co	Roseau	3140
☆☆☆☆	Voiture 327 40/8 Rochester	Rochester	803
☆☆	Voyageur Trail Society	Crane Lake	4453
☆☆☆☆	Wabasha Fire Relief	Wabasha	4243
☆☆☆☆	Wabasso Lions Club	Wabasso	2013
☆☆☆☆	Waconia Fire Dept Relief Assoc	Waconia	2775
☆☆☆☆	Waldorf Firemen's Relief Assoc	Waldorf	2321
☆☆☆☆	Walnut Grove Area Loggers	Walnut Grove	36713
☆☆☆☆	Wanamingo Firefighters Relief Assoc	Wanamingo	5278
☆☆☆☆	Warren Pony Sports Booster Club	Warren	2599
☆☆	Warrior Coaches Association Inc	Warroad	33372
☆☆☆☆	Warroad Area Community Center	Warroad	2889
☆☆☆☆	Waseca Hockey Association	Waseca	2258
☆☆☆☆	Waseca Sleigh And Cutter Festival Assn.	Waseca	33569
☆☆☆☆	Waseca Wrestling Club	Waseca	36167
☆☆☆☆	Washburn Amateur Hockey Assoc	Minneapolis	2994
☆☆☆☆	Waterford Warriors Snowmobile Club	Northfield	4987
☆☆☆☆	Watertown Lions Club	Watertown	1473
☆☆☆☆	Waterville Lions Club	Waterville	2108
☆☆☆☆	Watkins Lions Club	Watkins	1608
☆☆☆☆	Waverly Lions Club	Waverly	2508
☆☆☆☆	Wayzata Lions Club	Maple Grove	2789
☆☆☆☆	Webster Sports & Recreation Association	Webster	1797
☆☆	Wee Care Childrens Center	Bagley	33962

FY2010 LAWFUL PURPOSE STAR RATING

Alphabetical by Organization

★ ★ ★	Welch Center	Duluth	2306
★ ★	Wells Lions Club	Wells	727
★ ★ ★ ★ ★	West Central Trailblazers Snowmobile Assoc	Morris	5619
★ ★ ★ ★ ★	West Concord Historical Society	West Concord	5622
★ ★ ★ ★ ★	West Douglas Co American Legion Post 188	Evansville	35868
★ ★ ★	West Metro Fire Rescue Firefighters Relief	Crystal	3272
★ ★ ★ ★	West Side Booster Club	St. Paul	2589
★ ★ ★ ★	West St. Paul Commercial Club	West St. Paul	1042
★ ★ ★ ★ ★	Westbrook Fire Relief Assoc	Westbrook	3444
★ ★ ★	Wheaton Fire Dept Relief Assoc	Wheaton	1610
★ ★ ★ ★	White Bear Avenue Business Association	North St. Paul	4785
★ ★ ★ ★	White Bear Lake Area Hockey Assoc	White Bear Lake	3111
★ ★	White Bear Lake Basketball Assoc	Lino Lakes	4934
★ ★ ★ ★	White Bear Lake Lions Club	White Bear Lake	2378
★ ★ ★	Whitewater Trailblazers Snowmobile Club	St. Charles	5041
★ ★ ★ ★ ★	Wildlife Habitat Cons. Society of McLeod Co	Hutchinson	3534
★ ★ ★ ★ ★	Williams Firemens Relief Assoc	Williams	4932
★ ★ ★ ★	Willow River Commercial Club	Willow River	2353
★ ★ ★ ★	Wilmont Lions Club	Wilmont	2525
★ ★ ★ ★	Winsted Firemen Relief Assoc	Winsted	3088
★ ★ ★ ★	Winthrop Honor Guard	Winthrop	36034
★ ★ ★ ★	Wolf Lake Lions Club	Wolf Lake	1807
★ ★ ★	Wolf Lake Wolf Pack Baseball Inc	Wolf Lake	2516
★ ★ ★ ★ ★	Wood City Riders Snowmobile Club	Cloquet	5353
★ ★	Woodbury Athletic Assoc	Woodbury	2274
★ ★ ★ ★ ★	Worthington Hockey Assoc	Worthington	3054
★ ★ ★ ★	Worthington Optimist Club	Worthington	2207
★ ★ ★	Zimmerman Fire Department Relief Assoc	Zimmerman	2221
★ ★ ★ ★ ★	Zumbro Falls Fire Dept Relief Assoc	Zumbro Falls	2850
★ ★ ★	Zumbrota Vol Fire Dept Relief Assoc	Zumbrota	3075