


STATE OF MINNESOTA

Office of the State Auditor



Rebecca Otto
State Auditor

MILLE LACS COUNTY
MILACA, MINNESOTA

FOR THE YEAR ENDED DECEMBER 31, 2009

Description of the Office of the State Auditor

The mission of the Office of the State Auditor is to oversee local government finances for Minnesota taxpayers by helping to ensure financial integrity and accountability in local governmental financial activities.

Through financial, compliance, and special audits, the State Auditor oversees and ensures that local government funds are used for the purposes intended by law and that local governments hold themselves to the highest standards of financial accountability.

The State Auditor performs approximately 160 financial and compliance audits per year and has oversight responsibilities for over 3,300 local units of government throughout the state. The office currently maintains five divisions:

Audit Practice - conducts financial and legal compliance audits of local governments;

Government Information - collects and analyzes financial information for cities, towns, counties, and special districts;

Legal/Special Investigations - provides legal analysis and counsel to the Office and responds to outside inquiries about Minnesota local government law; as well as investigates allegations of misfeasance, malfeasance, and nonfeasance in local government;

Pension - monitors investment, financial, and actuarial reporting for approximately 730 public pension funds; and

Tax Increment Financing - promotes compliance and accountability in local governments' use of tax increment financing through financial and compliance audits.

The State Auditor serves on the State Executive Council, State Board of Investment, Land Exchange Board, Public Employees Retirement Association Board, Minnesota Housing Finance Agency, and the Rural Finance Authority Board.

Office of the State Auditor
525 Park Street, Suite 500
Saint Paul, Minnesota 55103
(651) 296-2551
state.auditor@state.mn.us
www.auditor.state.mn.us

This document can be made available in alternative formats upon request. Call 651-296-2551 [voice] or 1-800-627-3529 [relay service] for assistance; or visit the Office of the State Auditor's web site: www.auditor.state.mn.us.

**MILLE LACS COUNTY
MILACA, MINNESOTA**

For the Year Ended December 31, 2009



**Audit Practice Division
Office of the State Auditor
State of Minnesota**

This page was left blank intentionally.

**MILLE LACS COUNTY
MILACA, MINNESOTA**

TABLE OF CONTENTS

| | Reference | Page |
|--|------------|------|
| Introductory Section | | |
| Organization | | 1 |
| Financial Section | | |
| Independent Auditor's Report | | 2 |
| Management's Discussion and Analysis | | 4 |
| Basic Financial Statements | | |
| Government-Wide Financial Statements | | |
| Statement of Net Assets | Exhibit 1 | 13 |
| Statement of Activities | Exhibit 2 | 14 |
| Fund Financial Statements | | |
| Governmental Funds | | |
| Balance Sheet | Exhibit 3 | 15 |
| Reconciliation of Governmental Funds Balance Sheet to the Statement of Net Assets | Exhibit 4 | 19 |
| Statement of Revenues, Expenditures, and Changes in Fund Balance | Exhibit 5 | 20 |
| Reconciliation of the Statement of Revenues, Expenditures, and Changes in Fund Balance of Governmental Funds to the Statement of Activities--Governmental Activities | Exhibit 6 | 22 |
| Self-Insurance Internal Service Fund | | |
| Statement of Fund Net Assets | Exhibit 7 | 23 |
| Statement of Revenues, Expenses, and Changes in Fund Net Assets | Exhibit 8 | 24 |
| Statement of Cash Flows | Exhibit 9 | 25 |
| Fiduciary Funds | | |
| Statement of Fiduciary Net Assets | Exhibit 10 | 26 |
| Statement of Changes in Fiduciary Net Assets-- Private-Purpose Trust Fund | Exhibit 11 | 27 |
| Notes to the Financial Statements | | 28 |
| Required Supplementary Information | | |
| Budgetary Comparison Schedules | | |
| General Fund | Schedule 1 | 57 |
| Road and Bridge Special Revenue Fund | Schedule 2 | 60 |
| Family Services Special Revenue Fund | Schedule 3 | 61 |
| Schedule of Funding Progress - Other Postemployment Benefits | Schedule 4 | 62 |
| Notes to the Required Supplementary Information | | 63 |

**MILLE LACS COUNTY
MILACA, MINNESOTA**

TABLE OF CONTENTS

| | Reference | Page |
|---|-------------|------|
| Financial Section (Continued) | | |
| Supplementary Information | | |
| Combining and Individual Fund Financial Statements | | |
| Nonmajor Governmental Funds | | 65 |
| Special Revenue Funds | | |
| Combining Balance Sheet | Statement 1 | 66 |
| Combining Statement of Revenues, Expenditures, and Changes in Fund Balance | Statement 2 | 67 |
| Budgetary Comparison Schedule - Community Health Services Special Revenue Fund | Schedule 5 | 68 |
| Fiduciary Funds | | 69 |
| Combining Statement of Changes in Assets and Liabilities - All Agency Funds | Statement 3 | 70 |
| Other Schedules | | |
| Balance Sheet - by Ditch - Ditch Special Revenue Fund | Schedule 6 | 73 |
| Schedule of Intergovernmental Revenue | Schedule 7 | 74 |
| Management and Compliance Section | | |
| Schedule of Findings and Questioned Costs | Schedule 8 | 75 |
| Report on Internal Control Over Financial Reporting and on Compliance and Other Matters Based on an Audit of Financial Statements Performed in Accordance with <i>Government Auditing Standards</i> | | 82 |
| Report on Compliance with Requirements Applicable to Each Major Program and Internal Control Over Compliance in Accordance with OMB Circular A-133 | | 85 |
| Schedule of Expenditures of Federal Awards | Schedule 9 | 88 |
| Notes to the Schedule of Expenditures of Federal Awards | | 90 |

This page was left blank intentionally.

**MILLE LACS COUNTY
MILACA, MINNESOTA**

**ORGANIZATION
2009**

| Office | Name | Term | |
|---|---------------------|--------------|---------------|
| | | From | To |
| Commissioners | | | |
| 1st District | Jack Edmonds | January 2009 | January 2013 |
| 2nd District | Dave Tellinghuisen | January 2007 | January 2011 |
| 3rd District | Phil Peterson | January 2009 | January 2013 |
| 4th District | Roger Tellinghuisen | January 2007 | January 2011 |
| 5th District | Frank Courteau* | January 2009 | January 2013 |
| Officers | | | |
| Elected | | | |
| Attorney | Janice Kolb | January 2007 | January 2011 |
| Auditor/Treasurer | Philip Thompson | January 2007 | January 2011 |
| Sheriff | Brent Lindgren | January 2007 | January 2011 |
| Appointed | | | |
| Assessor | Patricia Stotz | January 2007 | January 2011 |
| Coroner | Janice Amatuzio | January 2009 | December 2009 |
| County Engineer | Bruce Cochran | May 2007 | May 2011 |
| County Recorder/Land Services Director | Michele McPherson | | Indefinite |
| Court Services Director | Warren Liepitz | | Indefinite |
| Family Services Director | Leo Vos | | Indefinite |
| Public Health Director | Janelle Schroder | | Indefinite |
| County Administrator | Roxy Traxler | | Indefinite |

*Board Chair

This page was left blank intentionally.

This page was left blank intentionally.



REBECCA OTTO
STATE AUDITOR

STATE OF MINNESOTA

OFFICE OF THE STATE AUDITOR

SUITE 500
525 PARK STREET
SAINT PAUL, MN 55103-2139

(651) 296-2551 (Voice)
(651) 296-4755 (Fax)
state.auditor@state.mn.us (E-mail)
1-800-627-3529 (Relay Service)

INDEPENDENT AUDITOR'S REPORT

Board of County Commissioners
Mille Lacs County

We have audited the accompanying financial statements of the governmental activities, each major fund, and the aggregate remaining fund information of Mille Lacs County, Minnesota, as of and for the year ended December 31, 2009, which collectively comprise the County's basic financial statements as listed in the table of contents. These financial statements are the responsibility of Mille Lacs County's management. Our responsibility is to express opinions on these financial statements based on our audit.

We conducted our audit in accordance with auditing standards generally accepted in the United States of America and the standards applicable to financial audits contained in *Government Auditing Standards*, issued by the Comptroller General of the United States. Those standards require that we plan and perform the audit to obtain reasonable assurance about whether the financial statements are free of material misstatement. An audit includes examining, on a test basis, evidence supporting the amounts and disclosures in the financial statements. An audit also includes assessing the accounting principles used and significant estimates made by management, as well as evaluating the overall financial statement presentation. We believe that our audit provides a reasonable basis for our opinions.

In our opinion, the financial statements referred to above present fairly, in all material respects, the respective financial position of the governmental activities, each major fund, and the aggregate remaining fund information of Mille Lacs County as of December 31, 2009, and the respective changes in financial position and cash flows, where applicable, thereof for the year then ended in conformity with accounting principles generally accepted in the United States of America.

The Management's Discussion and Analysis and the required supplementary information listed in the table of contents are not a required part of the basic financial statements but are supplementary information required by the Governmental Accounting Standards Board. We have applied certain limited procedures, which consisted principally of inquiries of management regarding the methods of measurement and presentation of the required supplementary information. However, we did not audit the information and express no opinion on it.

Our audit was made for the purpose of forming opinions on the financial statements that collectively comprise Mille Lacs County's basic financial statements. The supplementary information and other schedules listed in the table of contents are presented for purposes of additional analysis and are not a required part of the basic financial statements. Such information has been subjected to the auditing procedures applied in the audit of the basic financial statements and, in our opinion, is fairly stated in all material respects in relation to the basic financial statements taken as a whole.

In accordance with *Government Auditing Standards*, we have also issued our report dated September 28, 2010, on our consideration of Mille Lacs County's internal control over financial reporting and on our tests of its compliance with certain provisions of laws, regulations, contracts, and grant agreements and other matters. The purpose of that report is to describe the scope of our testing of internal control over financial reporting and compliance and the results of that testing, and not to provide an opinion on the internal control over financial reporting or on compliance. That report is an integral part of an audit performed in accordance with *Government Auditing Standards* and should be considered in assessing the results of our audit.

/s/Rebecca Otto

REBECCA OTTO
STATE AUDITOR

September 28, 2010

/s/Greg Hierlinger

GREG HIERLINGER, CPA
DEPUTY STATE AUDITOR

MANAGEMENT'S DISCUSSION AND ANALYSIS

This page was left blank intentionally.

**MILLE LACS COUNTY
MILACA, MINNESOTA**

**MANAGEMENT'S DISCUSSION AND ANALYSIS
DECEMBER 31, 2009
(Unaudited)**

Mille Lacs County's Management's Discussion and Analysis (MD&A) provides an overview of the County's financial activities for the fiscal year ended December 31, 2009. We encourage readers to consider the information presented here in conjunction with the County's basic financial statements following this section. All amounts, unless otherwise indicated, are expressed in whole dollars.

FINANCIAL HIGHLIGHTS

- Governmental activities' total net assets are \$69,280,220, of which Mille Lacs County has invested \$47,731,729 in capital assets, net of related debt, and \$2,701,227 is restricted to specific purposes/uses by the County.
- The net cost of Mille Lacs County's governmental activities for the year ended December 31, 2009, was \$12,041,472; the net cost was funded by general revenues and other items totaling \$17,095,591.
- At the close of 2009, Mille Lacs County's governmental funds reported combined ending fund balances of \$21,715,001, a decrease of \$2,978,174 from the previous year-end balance. At the end of the year, Mille Lacs County's unreserved fund balance totaled \$19,073,265, which is available for spending at the County Board's discretion.

OVERVIEW OF THE FINANCIAL STATEMENTS

Mille Lacs County's MD&A serves as an introduction to the basic financial statements. The County's basic financial statements consist of three parts: government-wide financial statements, fund financial statements, and notes to the financial statements. The MD&A (this section), certain budgetary comparison schedules, and the Schedule of Funding Progress - Other Postemployment Benefits are required to accompany the basic financial statements and, therefore, are included as required supplementary information. The following chart demonstrates how the different pieces are inter-related.

| |
|---|
| Management’s Discussion and Analysis (Required Supplementary Information) |
|---|

| | |
|---|----------------------------------|
| Government-Wide Financial Statements | Fund Financial Statements |
| Notes to the Financial Statements | |

| |
|--|
| Required Supplementary Information (Other than Management’s Discussion and Analysis) |
|--|

Mille Lacs County presents two government-wide financial statements. They are the Statement of Net Assets and the Statement of Activities. These two government-wide financial statements provide information about the activities of the County as a whole and present a longer-term view of Mille Lacs County’s finances. The County’s fund financial statements follow these two government-wide financial statements. For governmental activities, these statements tell how Mille Lacs County financed these services in the short term as well as what remains for future spending. Fund financial statements also report the County’s operations in more detail than the government-wide statements by providing information about the County’s most significant/major funds. The remaining statements provide financial information about activities for which the County acts solely as a trustee or agent for the benefit of those outside of the government.

Government-Wide Financial Statements--The Statement of Net Assets and the Statement of Activities

The Statement of Net Assets and the Statement of Activities report information about Mille Lacs County as a whole and about its activities in a way that helps the reader determine whether Mille Lacs County’s financial condition has improved or declined as a result of the current year’s activities. These statements include all assets and liabilities using the accrual basis of accounting, which is similar to the accounting used by most private-sector companies.

These two statements consider all of Mille Lacs County’s current year revenues and expenses, regardless of when the County receives the revenue or pays the expenditure, and report the County’s net assets and changes in them. You can think of the County’s net assets--the difference between assets and liabilities--as one way to measure Mille Lacs County’s financial health or financial position. Over time, increases or decreases in the County’s net assets are one indicator of whether its financial health is improving or deteriorating. You will need to consider other nonfinancial factors, however, such as changes in the County’s property tax base and the general economic conditions of the state and County, to assess the overall health of Mille Lacs County.

Governmental activities--Mille Lacs County reports its basic services in the "Governmental Activities" column of these reports. The activities reported by the County include general government, public safety, highways and streets, sanitation, human services, health, culture and recreation, conservation of natural resources, economic development, and interest. Mille Lacs County finances the majority of these activities with local property taxes, state-paid aids, fees, charges for services, and federal and state grants.

Fund Financial Statements

Mille Lacs County's fund financial statements provide detailed information about the significant funds--not the County as a whole. Significant governmental, proprietary, and fiduciary funds may be established by the County to meet requirements of a specific state law; to help control and manage money for a particular purpose/project; or to show that it is meeting specific legal responsibilities and obligations when expending property tax revenues, grants, and/or other funds designated for a specific purpose.

Governmental funds--Most of Mille Lacs County's basic services are reported in governmental funds, which focus on how money flows in and out of those funds and the balances left at year-end that are available for spending. These funds are reported in the financial statements using an accounting method called modified accrual accounting. This accounting method measures cash and other financial assets that the County can readily convert to cash. The governmental fund statements provide a detailed short-term view of the County's general government operations and the basic services it provides. Governmental fund information helps determine whether financial resources are available that can be spent in the near future to finance various programs within Mille Lacs County. We describe the relationship (or differences) between governmental activities (reported in the Statement of Net Assets and the Statement of Activities) and governmental funds in a reconciliation statement following each governmental fund financial statement.

Proprietary funds--The County maintains one proprietary fund type, an internal service fund, which is an accounting device used to accumulate and allocate costs internally. Mille Lacs County uses an internal service fund to account for its self-insurance activities. These services benefit governmental functions and have been allocated to governmental activities in the government-wide financial statements.

Reporting the County's Fiduciary Responsibilities

Mille Lacs County is the trustee, or fiduciary, over assets that can be used only for the trust beneficiaries based on the trust arrangement. The County reports all of its fiduciary activities in separate Statements of Fiduciary Net Assets and Changes in Fiduciary Net Assets. These activities have been excluded from the County's other financial statements because the County cannot use these assets to finance its operations. Mille Lacs County is responsible for ensuring that the assets reported in these funds are used for their intended purposes.

THE COUNTY AS A WHOLE

The analysis below focuses on the net assets (Table 1) and changes in net assets (Table 2) of the County's governmental activities.

Table 1
Net Assets

| | <u>2009</u> | <u>2008</u> |
|---|----------------------|----------------------|
| Current and other assets | \$ 26,422,224 | \$ 28,250,830 |
| Capital assets | <u>58,878,314</u> | <u>51,519,767</u> |
| Total Assets | <u>\$ 85,300,538</u> | <u>\$ 79,770,597</u> |
| Long-term liabilities outstanding | \$ 13,965,163 | \$ 14,199,634 |
| Other liabilities | <u>2,055,155</u> | <u>1,344,862</u> |
| Total Liabilities | <u>\$ 16,020,318</u> | <u>\$ 15,544,496</u> |
| Net Assets | | |
| Invested in capital assets, net of related debt | \$ 47,731,729 | \$ 46,017,472 |
| Restricted | 2,701,227 | 2,165,761 |
| Unrestricted | <u>18,847,264</u> | <u>16,042,868</u> |
| Total Net Assets | <u>\$ 69,280,220</u> | <u>\$ 64,226,101</u> |

Mille Lacs County's total net assets for the year ended December 31, 2009, were \$69,280,220. The governmental activities' unrestricted net assets, totaling \$18,847,264, is available to finance the day-to-day operations of the governmental activities of Mille Lacs County.

Table 2
Changes in Net Assets

| | <u>2009</u> | <u>2008</u> |
|------------------------------------|----------------------|----------------------|
| Program revenues | | |
| Fees, charges, fines, and other | \$ 3,009,846 | \$ 3,132,184 |
| Operating grants and contributions | 9,416,863 | 9,359,354 |
| Capital grants and contributions | 869,276 | 540,819 |
| General revenues | | |
| Property taxes | 13,898,518 | 13,245,630 |
| Other | <u>3,197,073</u> | <u>3,309,691</u> |
| Total Revenues | <u>\$ 30,391,576</u> | <u>\$ 29,587,678</u> |

| | <u>2009</u> | <u>2008</u> |
|-----------------------------------|----------------------|----------------------|
| Expenses | | |
| General government | \$ 5,589,521 | \$ 5,401,392 |
| Public safety | 6,551,410 | 6,510,751 |
| Highways and streets | 4,389,761 | 4,238,988 |
| Sanitation | 126,550 | 132,343 |
| Human services | 7,055,474 | 7,952,876 |
| Health | 606,247 | 631,081 |
| Culture and recreation | 356,092 | 319,189 |
| Conservation of natural resources | 211,404 | 233,104 |
| Economic development | 24,591 | 20,380 |
| Interest | <u>426,407</u> | <u>313,380</u> |
| Total Expenses | <u>\$ 25,337,457</u> | <u>\$ 25,753,484</u> |
| Increase in Net Assets | \$ 5,054,119 | \$ 3,834,194 |
| Net Assets, January 1 | <u>64,226,101</u> | <u>60,391,907</u> |
| Net Assets, December 31 | <u>\$ 69,280,220</u> | <u>\$ 64,226,101</u> |

Governmental Activities

Revenues for Mille Lacs County's governmental activities for the year ended December 31, 2009, were \$30,391,576. The County's cost for all governmental activities for the year ended December 31, 2009, was \$25,337,457. The net assets for the County's governmental activities increased by \$5,054,119 in 2009.

As shown in the Statement of Activities, the amount that Mille Lacs County taxpayers ultimately financed for these governmental activities through local property taxation was \$13,898,518, because \$3,009,846 of the costs were paid by those who directly benefited from the programs, and \$10,286,139 was paid by other governments and organizations that subsidized certain programs with grants and contributions. Mille Lacs County paid for the remaining "public benefit" portion of governmental activities with \$2,580,626 in grants and contributions not restricted to specific programs and \$616,447 in other revenues, such as investment income, mortgage registry tax, and state deed tax.

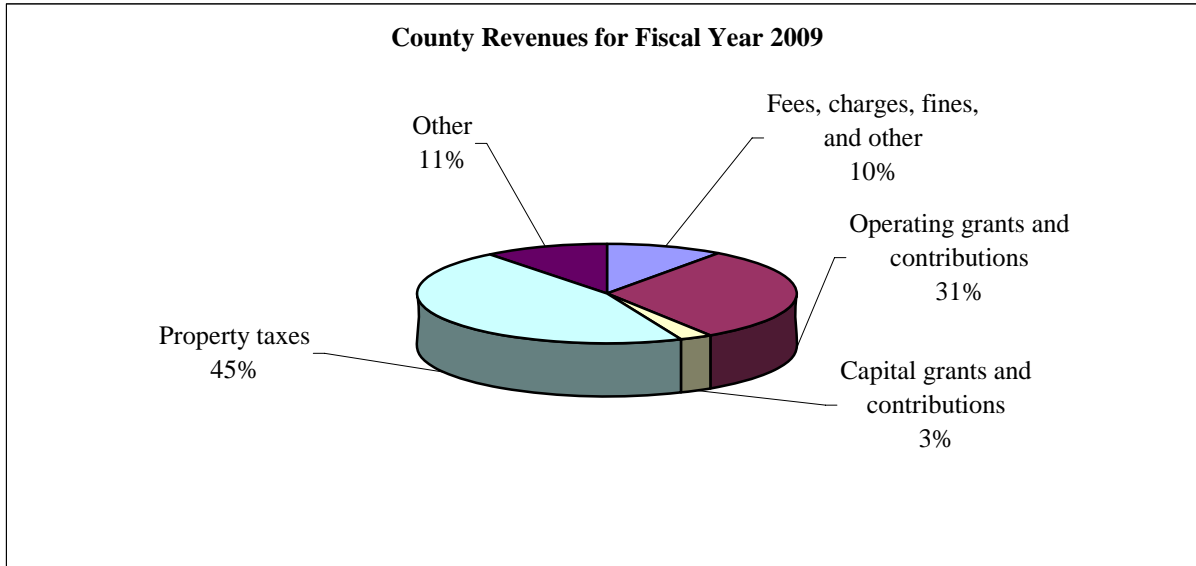
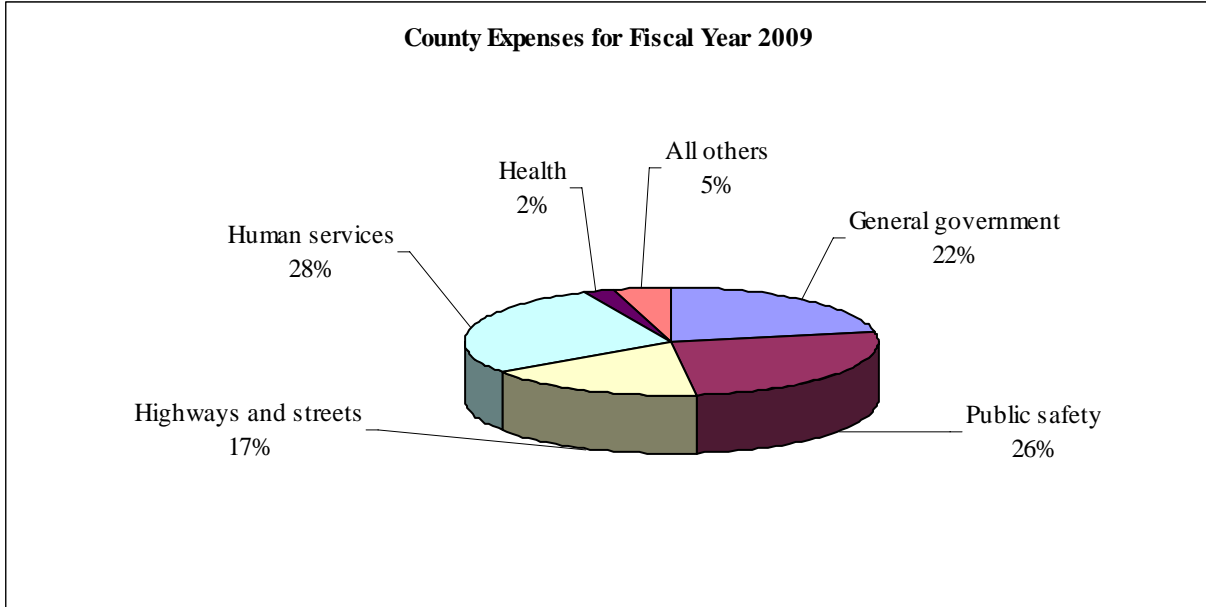


Table 3 presents the cost of each of Mille Lacs County's five largest program functions as well as each function's net cost (total cost, less revenues generated by the activities). The net cost shows the financial burden placed on Mille Lacs County's taxpayers by each of these functions.

**Table 3
Governmental Activities**

| | 2009 | |
|------------------------|---------------------------|-------------------------|
| | Total Cost of Services | Net Cost of Services |
| Program expenses | | |
| General government | \$ 5,589,521 | \$ 4,618,255 |
| Public safety | 6,551,410 | 4,528,507 |
| Highways and streets | 4,389,761 | (367,974) |
| Human services | 7,055,474 | 2,277,791 |
| Health | 606,247 | 68,189 |
| All others | 1,145,044 | 916,704 |
| | <hr/> | <hr/> |
| Total Program Expenses | <u>\$ 25,337,457</u> | <u>\$ 12,041,472</u> |



THE COUNTY’S FUNDS

As Mille Lacs County completed the year, its governmental funds, as presented in the balance sheet, reported a combined fund balance of \$21,715,001.

General Fund Budgetary Highlights

The Mille Lacs County Board of Commissioners, over the course of a budget year, may amend/revise the County’s General Fund budget. During 2009, the County Board amended the 2009 budget due to state-aid cuts and other reductions.

Budget amendments/revisions fall into one of three categories: new information changing original budget estimations, greater than anticipated revenues or costs, and final agreement reached on employee contracts.

In 2009, the General Fund actual revenues were above the expected revenues by \$551,006. The actual expenditures were \$1,009,307 less than budgeted expenditures; the largest portion of this unexpended amount was related to the Justice Center Building Project.

CAPITAL ASSETS AND DEBT ADMINISTRATION

Capital Assets

At the end of 2009, Mille Lacs County had \$58,878,314 invested in a broad range of capital assets, net of depreciation. This investment in capital assets includes land, land improvements, buildings, highways and streets, and equipment (see Table 4 below).

Table 4
Capital Assets at Year-End
(Net of Depreciation)

| | <u>2009</u> | <u>2008</u> |
|--------------------------|----------------------|----------------------|
| Land | \$ 2,064,143 | \$ 2,012,962 |
| Construction in progress | 8,451,258 | 1,645,825 |
| Land improvements | 230,540 | 252,949 |
| Buildings | 8,558,060 | 8,785,582 |
| Machinery and equipment | 1,293,912 | 1,511,326 |
| Infrastructure | <u>38,280,401</u> | <u>37,311,123</u> |
| Total | <u>\$ 58,878,314</u> | <u>\$ 51,519,767</u> |

Debt Administration

At December 31, 2009, Mille Lacs County had \$12,145,000 in bonds and notes outstanding, compared with \$12,480,000 as of December 31, 2008--a decrease of 2.68 percent--as shown in Table 5.

Table 5
Outstanding Debt at Year-End

| <u>Bonds and Notes Payable</u> | <u>Governmental Activities</u> | | <u>Percent Change (%)</u> |
|--|--------------------------------|----------------------|-------------------------------|
| | <u>2009</u> | <u>2008</u> | |
| 2005 G.O. Law Enforcement Center Refunding Bonds | \$ 3,060,000 | \$ 3,310,000 | (7.55) |
| 2007 HRA Lease Revenue Refunding Bonds | 1,100,000 | 1,185,000 | (7.17) |
| 2009 G.O. Capital Improvement Bonds | <u>7,985,000</u> | <u>7,985,000</u> | - |
| Total | <u>\$ 12,145,000</u> | <u>\$ 12,480,000</u> | (2.68) |

Other long-term obligations include compensated absences and the other postemployment benefits liability. Mille Lacs County's notes to the financial statements provide detailed information about the County's long-term liabilities.

ECONOMIC FACTORS AND NEXT YEAR'S BUDGETS AND RATES

The County's elected and appointed officials considered many factors when setting the fiscal year 2009 budget and tax rates.

- Major revenue sources for the County are state-paid aids, credits, and grants. The State of Minnesota has indicated that County Program Aid and various grant programs will be cut for 2010 and 2011. The County has reduced expenditures for 2010 and 2011 to reflect these estimated cuts.
- Mille Lacs County's annual unemployment rate for 2009 was 12.2 percent. This is significantly above the state-wide and national rates.
- The County Board has directed all departments to review revenue sources and consider cost-effective and efficient means for the delivery of Mille Lacs County programs and services. Core functions and essential services have been and will continue to be reviewed. In 2009, the County consolidated several departments at a significant cost savings and is in the process of consolidating additional departments for 2010 and beyond.

CONSTRUCTION/BONDING PLANS

Construction of the new Justice Center was underway for all of 2009 and was completed in April 2010. The Board authorized a \$7.985 million capital improvement bond to cover the majority of this project; this was issued in 2008. The remainder of the approximately \$10 million project has been paid out of the 2009 and 2010 Capital Projects Funds budget and reserves.

CONTACTING THE COUNTY'S FINANCIAL MANAGEMENT

Mille Lacs County's financial report provides citizens, taxpayers, customers, investors, and creditors with a general overview of Mille Lacs County's finances and shows the County's accountability for the money it receives and spends. If you have questions about this report, or need additional financial information, contact Roxy Traxler, Mille Lacs County Administrator (320-983-8218), Mille Lacs County Courthouse, 635 - 2nd Street S.E., Milaca, Minnesota 56353.

This page was left blank intentionally.

BASIC FINANCIAL STATEMENTS

This page was left blank intentionally.

GOVERNMENT-WIDE FINANCIAL STATEMENTS

This page was left blank intentionally.

**MILLE LACS COUNTY
MILACA, MINNESOTA**

EXHIBIT 1

**STATEMENT OF NET ASSETS
GOVERNMENTAL ACTIVITIES
DECEMBER 31, 2009**

Assets

| | | |
|---|-----------|-------------------|
| Cash and pooled investments | \$ | 22,377,500 |
| Petty cash and change funds | | 900 |
| Departmental cash | | 30,571 |
| Taxes receivable | | |
| Prior | | 1,038,449 |
| Special assessments receivable | | |
| Prior | | 12,781 |
| Accounts receivable | | 6,934 |
| Accrued interest receivable | | 86,025 |
| Due from other governments | | 2,266,489 |
| Inventories | | 308,153 |
| Prepaid items | | 18,156 |
| Advances to other governments | | 53,548 |
| Deferred charges | | 222,718 |
| Capital assets | | |
| Non-depreciable | | 10,515,401 |
| Depreciable - net of accumulated depreciation | | 48,362,913 |
| | | 85,300,538 |
| Total Assets | \$ | 85,300,538 |

Liabilities

| | | |
|---------------------------|-----------|-------------------|
| Accounts payable | \$ | 461,591 |
| Salaries payable | | 205,976 |
| Contracts payable | | 1,033,785 |
| Due to other governments | | 170,012 |
| Accrued interest payable | | 133,154 |
| Unearned revenue | | 50,637 |
| Long-term liabilities | | |
| Due within one year | | 605,353 |
| Due in more than one year | | 13,359,810 |
| | | 16,020,318 |
| Total Liabilities | \$ | 16,020,318 |

Net Assets

| | | |
|--|-----------|-------------------|
| Invested in capital assets - net of related debt | \$ | 47,731,729 |
| Restricted for | | |
| General government | | 270,803 |
| Public safety | | 791,352 |
| Highways and streets | | 1,628,547 |
| Conservation of natural resources | | 10,525 |
| Unrestricted | | 18,847,264 |
| | | 18,847,264 |
| Total Net Assets | \$ | 69,280,220 |

The notes to the financial statements are an integral part of this statement.

**MILLE LACS COUNTY
MILACA, MINNESOTA**

EXHIBIT 2

**STATEMENT OF ACTIVITIES
FOR THE YEAR ENDED DECEMBER 31, 2009**

| | Program Revenues | | | | Net (Expense) Revenue and Changes in Net Assets |
|--|---------------------------------------|--|--|----------------------|--|
| Expenses | Fees, Charges, Fines, and Other | Operating Grants and Contributions | Capital Grants and Contributions | | |
| <u>Functions/Programs</u> | | | | | |
| Governmental activities | | | | | |
| General government | \$ 5,589,521 | \$ 794,058 | \$ 177,208 | \$ - | \$ (4,618,255) |
| Public safety | 6,551,410 | 1,145,347 | 877,556 | - | (4,528,507) |
| Highways and streets | 4,389,761 | 95,786 | 3,792,673 | 869,276 | 367,974 |
| Sanitation | 126,550 | 154,495 | 62,623 | - | 90,568 |
| Human services | 7,055,474 | 651,467 | 4,126,216 | - | (2,277,791) |
| Health | 606,247 | 157,471 | 380,587 | - | (68,189) |
| Culture and recreation | 356,092 | - | - | - | (356,092) |
| Conservation of natural resources | 211,404 | 11,204 | - | - | (200,200) |
| Economic development | 24,591 | 18 | - | - | (24,573) |
| Interest | 426,407 | - | - | - | (426,407) |
| Total Governmental Activities | \$ 25,337,457 | \$ 3,009,846 | \$ 9,416,863 | \$ 869,276 | \$ (12,041,472) |
| General Revenues | | | | | |
| Property taxes | | | | \$ 13,898,518 | |
| Gravel tax | | | | 21,930 | |
| Mortgage registry and deed tax | | | | 15,176 | |
| Payments in lieu of tax | | | | 175,128 | |
| Grants and contributions not restricted to specific programs | | | | 2,580,626 | |
| Unrestricted investment earnings | | | | 287,979 | |
| Miscellaneous | | | | 116,234 | |
| Total general revenues | | | | \$ 17,095,591 | |
| Change in net assets | | | | \$ 5,054,119 | |
| Net Assets - January 1 | | | | 64,226,101 | |
| Net Assets - December 31 | | | | \$ 69,280,220 | |

FUND FINANCIAL STATEMENTS

This page was left blank intentionally.

GOVERNMENTAL FUNDS

**MILLE LACS COUNTY
MILACA, MINNESOTA**

**BALANCE SHEET
GOVERNMENTAL FUNDS
DECEMBER 31, 2009**

| | General | Road and Bridge |
|-------------------------------|---------------------|----------------------------|
| | | |
| <u>Assets</u> | | |
| Cash and pooled investments | \$ 8,716,579 | \$ 2,101,630 |
| Petty cash and change funds | 850 | - |
| Departmental cash | 30,571 | - |
| Taxes receivable | | |
| Prior | 642,493 | 80,343 |
| Special assessments | | |
| Prior | 12,781 | - |
| Accounts receivable | 4,313 | 97 |
| Accrued interest receivable | 86,025 | - |
| Due from other funds | 17,898 | - |
| Due from other governments | 241,142 | 1,606,193 |
| Inventories | - | 308,153 |
| Prepaid items | 18,156 | - |
| Advances to other funds | 12,800 | - |
| Advances to other governments | - | - |
| | \$ 9,783,608 | \$ 4,096,416 |
| Total Assets | \$ 9,783,608 | \$ 4,096,416 |

EXHIBIT 3

| <u>Family Services</u> | <u>Debt Service</u> | <u>Capital Projects</u> | <u>Nonmajor Funds</u> | <u>Total</u> |
|------------------------|---------------------|-------------------------|-----------------------|----------------------|
| \$ 5,395,927 | \$ 2,366,258 | \$ 3,626,578 | \$ 140,078 | \$ 22,347,050 |
| 50 | - | - | - | 900 |
| - | - | - | - | 30,571 |
| 248,562 | 67,051 | - | - | 1,038,449 |
| - | - | - | - | 12,781 |
| 2,524 | - | - | - | 6,934 |
| - | - | - | - | 86,025 |
| - | - | - | - | 17,898 |
| 419,154 | - | - | - | 2,266,489 |
| - | - | - | - | 308,153 |
| - | - | - | - | 18,156 |
| - | - | - | - | 12,800 |
| 53,548 | - | - | - | 53,548 |
| <u>\$ 6,119,765</u> | <u>\$ 2,433,309</u> | <u>\$ 3,626,578</u> | <u>\$ 140,078</u> | <u>\$ 26,199,754</u> |

**MILLE LACS COUNTY
MILACA, MINNESOTA**

**BALANCE SHEET
GOVERNMENTAL FUNDS
DECEMBER 31, 2009**

| | General | Road and Bridge |
|---|---------------------|---------------------|
| <u>Liabilities and Fund Balances</u> | | |
| Liabilities | | |
| Accounts payable | \$ 161,675 | \$ 59,775 |
| Salaries payable | 124,403 | 26,109 |
| Contracts payable | - | 63,419 |
| Due to other funds | - | 677 |
| Due to other governments | 100,444 | 1,021 |
| Deferred revenue - unavailable | 613,981 | 1,664,342 |
| Deferred revenue - unearned | 50,637 | - |
| Advances from other funds | - | - |
| | \$ 1,051,140 | \$ 1,815,343 |
| Fund Balances | | |
| Reserved for | | |
| Encumbrances | \$ - | \$ - |
| Inventories | - | 308,153 |
| Advances to other funds | 12,800 | - |
| Advances to other governments | - | - |
| Law library | 49,806 | - |
| Recorder's equipment purchases | 170,453 | - |
| Enhanced 911 | 305,312 | - |
| DARE | 52,029 | - |
| Drug and alcohol contingency | 18,681 | - |
| DWI assessments | 50,171 | - |
| DWI forfeiture | 15,554 | - |
| Drug forfeiture | 19,658 | - |
| Fleeing an officer | 2,110 | - |
| Permit to carry | 47,645 | - |
| Prisoner account | 276,685 | - |
| Attorney - forfeited property | 46,782 | - |
| Highway projects | - | 30,089 |
| Gravel pit restoration | 10,525 | - |
| Donations - general government | 3,762 | - |
| Donations - public safety | 3,507 | - |
| Unreserved | | |
| Designated for debt service | - | - |
| Designated for working capital cash flows | 5,114,645 | 486,933 |
| Designated for gravel tax | - | 63,154 |
| Designated for petty cash and change funds | 850 | - |
| Designated for land office equipment | 368,710 | - |
| Designated for records system | 78,644 | - |
| Undesignated | 2,084,139 | 1,392,744 |
| Unreserved, reported in nonmajor Special revenue funds | - | - |
| | \$ 8,732,468 | \$ 2,281,073 |
| Total Liabilities and Fund Balances | \$ 9,783,608 | \$ 4,096,416 |

EXHIBIT 3
(Continued)

| <u>Family Services</u> | <u>Debt Service</u> | <u>Capital Projects</u> | <u>Nonmajor Funds</u> | <u>Total</u> |
|------------------------|---------------------|-------------------------|-----------------------|----------------------|
| \$ 230,686 | \$ - | \$ 8,640 | \$ 815 | \$ 461,591 |
| 53,119 | - | - | 2,345 | 205,976 |
| - | - | 970,366 | - | 1,033,785 |
| 17,221 | - | - | - | 17,898 |
| 68,493 | - | - | 54 | 170,012 |
| 201,396 | 52,335 | - | - | 2,532,054 |
| - | - | - | - | 50,637 |
| - | - | - | 12,800 | 12,800 |
| <u>\$ 570,915</u> | <u>\$ 52,335</u> | <u>\$ 979,006</u> | <u>\$ 16,014</u> | <u>\$ 4,484,753</u> |
| \$ - | \$ - | \$ 1,164,466 | \$ - | \$ 1,164,466 |
| - | - | - | - | 308,153 |
| - | - | - | - | 12,800 |
| 53,548 | - | - | - | 53,548 |
| - | - | - | - | 49,806 |
| - | - | - | - | 170,453 |
| - | - | - | - | 305,312 |
| - | - | - | - | 52,029 |
| - | - | - | - | 18,681 |
| - | - | - | - | 50,171 |
| - | - | - | - | 15,554 |
| - | - | - | - | 19,658 |
| - | - | - | - | 2,110 |
| - | - | - | - | 47,645 |
| - | - | - | - | 276,685 |
| - | - | - | - | 46,782 |
| - | - | - | - | 30,089 |
| - | - | - | - | 10,525 |
| - | - | - | - | 3,762 |
| - | - | - | - | 3,507 |
| - | 2,380,974 | - | - | 2,380,974 |
| 1,331,747 | - | - | - | 6,933,325 |
| - | - | - | - | 63,154 |
| 50 | - | - | - | 900 |
| - | - | - | - | 368,710 |
| - | - | - | - | 78,644 |
| 4,163,505 | - | 1,483,106 | - | 9,123,494 |
| - | - | - | 124,064 | 124,064 |
| <u>\$ 5,548,850</u> | <u>\$ 2,380,974</u> | <u>\$ 2,647,572</u> | <u>\$ 124,064</u> | <u>\$ 21,715,001</u> |
| <u>\$ 6,119,765</u> | <u>\$ 2,433,309</u> | <u>\$ 3,626,578</u> | <u>\$ 140,078</u> | <u>\$ 26,199,754</u> |

This page was left blank intentionally.

**MILLE LACS COUNTY
MILACA, MINNESOTA**

EXHIBIT 4

**RECONCILIATION OF GOVERNMENTAL FUNDS BALANCE SHEET
TO THE STATEMENT OF NET ASSETS
DECEMBER 31, 2009**

| | | | |
|--|----|------------------|-----------------------------|
| Fund balances - total governmental funds (Exhibit 3) | | \$ | 21,715,001 |
| Amounts reported for governmental activities in the statement of net assets are different because: | | | |
| Capital assets, net of accumulated depreciation, used in governmental activities are not financial resources and, therefore, are not reported in the governmental funds. | | | 58,878,314 |
| Deferred charges are not available to pay current expenditures and, therefore, are not reported in the governmental funds. | | | 222,718 |
| Revenues in the statement of activities that do not provide current financial resources are not reported in the governmental funds. | | | 2,532,054 |
| Long-term liabilities, including bonds payable, are not due and payable in the current period and, therefore, are not reported in the governmental funds. | | | |
| General obligation bonds | \$ | (11,045,000) | |
| Lease revenue bonds | | (1,100,000) | |
| Unamortized premium on bonds | | (91,006) | |
| Unamortized discount on bonds | | 28,075 | |
| Compensated absences | | (1,489,201) | |
| OPEB liability | | <u>(268,031)</u> | (13,965,163) |
| Accrued interest payable is not due and payable in the current period and, therefore, is not reported in the governmental funds. | | | (133,154) |
| An internal service fund is used by management to charge the costs of insurance to individual funds. The assets and liabilities of the internal service fund are included in governmental activities in the statement of net assets. | | | <u>30,450</u> |
| Net Assets of Governmental Activities (Exhibit 1) | | | <u>\$ 69,280,220</u> |

**MILLE LACS COUNTY
MILACA, MINNESOTA**

**STATEMENT OF REVENUES, EXPENDITURES, AND CHANGES IN FUND BALANCE
GOVERNMENTAL FUNDS
FOR THE YEAR ENDED DECEMBER 31, 2009**

| | General | Road and Bridge |
|--|-----------------------|----------------------------|
| Revenues | | |
| Taxes | \$ 8,763,258 | \$ 972,698 |
| Special assessments | 115,977 | - |
| Licenses and permits | 186,805 | 9,316 |
| Intergovernmental | 3,302,284 | 4,365,804 |
| Charges for services | 1,544,637 | 74,766 |
| Fines and forfeits | 46,029 | - |
| Gifts and contributions | 28,551 | - |
| Investment earnings | 322,332 | - |
| Miscellaneous | 529,710 | 11,704 |
| | \$ 14,839,583 | \$ 5,434,288 |
| Total Revenues | | |
| Expenditures | | |
| Current | | |
| General government | \$ 5,343,009 | \$ - |
| Public safety | 6,559,948 | - |
| Highways and streets | - | 5,144,682 |
| Sanitation | 126,550 | - |
| Human services | - | - |
| Health | 492,612 | - |
| Culture and recreation | 97,964 | - |
| Conservation of natural resources | 179,533 | - |
| Economic development | 14,000 | - |
| Intergovernmental | | |
| Highways and streets | - | 170,120 |
| Culture and recreation | 258,128 | - |
| Capital outlay | | |
| General government | - | - |
| Debt service | | |
| Principal | - | - |
| Interest | - | - |
| | \$ 13,071,744 | \$ 5,314,802 |
| Total Expenditures | | |
| Excess of Revenues Over (Under) Expenditures | \$ 1,767,839 | \$ 119,486 |
| Other Financing Sources (Uses) | | |
| Transfers in | \$ - | \$ - |
| Transfers out | (1,966,813) | - |
| Proceeds from sale of capital assets | 2,852 | - |
| | \$ (1,963,961) | \$ - |
| Total Other Financing Sources (Uses) | | |
| Net Change in Fund Balance | \$ (196,122) | \$ 119,486 |
| Fund Balance - January 1 | 8,928,590 | 2,144,312 |
| Increase (decrease) in reserved for inventories | - | 17,275 |
| Fund Balance - December 31 | \$ 8,732,468 | \$ 2,281,073 |

The notes to the financial statements are an integral part of this statement.

EXHIBIT 5

| <u>Family Services</u> | <u>Debt Service</u> | <u>Capital Projects</u> | <u>Nonmajor Funds</u> | <u>Total</u> |
|------------------------|---------------------|-------------------------|-----------------------|-----------------------|
| \$ 3,187,568 | \$ 1,055,394 | \$ - | \$ 10,591 | \$ 13,989,509 |
| - | - | - | 11,204 | 127,181 |
| - | - | - | - | 196,121 |
| 4,628,385 | 92,360 | - | 126,396 | 12,515,229 |
| 388,469 | - | - | 21,026 | 2,028,898 |
| - | - | - | - | 46,029 |
| 18,983 | - | - | - | 47,534 |
| - | - | 27,163 | - | 349,495 |
| 262,998 | - | 4,771 | 2,369 | 811,552 |
| \$ 8,486,403 | \$ 1,147,754 | \$ 31,934 | \$ 171,586 | \$ 30,111,548 |
| \$ - | \$ - | \$ - | \$ - | \$ 5,343,009 |
| - | - | - | - | 6,559,948 |
| - | - | - | - | 5,144,682 |
| - | - | - | - | 126,550 |
| 7,110,733 | - | - | - | 7,110,733 |
| - | - | - | 108,982 | 601,594 |
| - | - | - | - | 97,964 |
| - | - | - | 31,811 | 211,344 |
| - | - | - | 10,591 | 24,591 |
| - | - | - | - | 170,120 |
| - | - | - | - | 258,128 |
| - | - | 6,639,238 | - | 6,639,238 |
| - | 335,000 | - | - | 335,000 |
| - | 486,948 | - | - | 486,948 |
| \$ 7,110,733 | \$ 821,948 | \$ 6,639,238 | \$ 151,384 | \$ 33,109,849 |
| \$ 1,375,670 | \$ 325,806 | \$ (6,607,304) | \$ 20,202 | \$ (2,998,301) |
| \$ - | \$ 1,900,000 | \$ 2,357,569 | \$ - | \$ 4,257,569 |
| (2,150,000) | (140,756) | - | - | (4,257,569) |
| - | - | - | - | 2,852 |
| \$ (2,150,000) | \$ 1,759,244 | \$ 2,357,569 | \$ - | \$ 2,852 |
| \$ (774,330) | \$ 2,085,050 | \$ (4,249,735) | \$ 20,202 | \$ (2,995,449) |
| 6,323,180 | 295,924 | 6,897,307 | 103,862 | 24,693,175 |
| - | - | - | - | 17,275 |
| \$ 5,548,850 | \$ 2,380,974 | \$ 2,647,572 | \$ 124,064 | \$ 21,715,001 |

**MILLE LACS COUNTY
MILACA, MINNESOTA**

EXHIBIT 6

**RECONCILIATION OF THE STATEMENT OF REVENUES, EXPENDITURES,
AND CHANGES IN FUND BALANCE OF GOVERNMENTAL FUNDS
TO THE STATEMENT OF ACTIVITIES--GOVERNMENTAL ACTIVITIES
FOR THE YEAR ENDED DECEMBER 31, 2009**

Net change in fund balance - total governmental funds (Exhibit 5) \$ (2,995,449)

Amounts reported for governmental activities in the statement of activities are different because:

In the funds, under the modified accrual basis, receivables not available for expenditure are deferred. In the statement of activities, those revenues are recognized when earned. The adjustment to revenue between the fund statements and the statement of activities is the increase or decrease in revenue deferred as unavailable.

| | | |
|--------------------------------|--------------------|---------|
| Deferred revenue - December 31 | \$ 2,532,054 | |
| Deferred revenue - January 1 | <u>(2,182,026)</u> | 350,028 |

Governmental funds report capital outlay as expenditures. However, in the statement of activities, the cost of those assets is allocated over their estimated useful lives and reported as depreciation expense. Also, in the statement of activities, only the gain or loss on the disposal of assets is reported; whereas, in the governmental funds, the proceeds from the sale increase financial resources. Therefore, the change in net assets differs from the change in fund balance by the net book value of the assets sold.

| | | |
|--|--------------------|-----------|
| Expenditures for general capital assets and infrastructure | \$ 9,225,431 | |
| Net book value of assets sold | (3,448) | |
| Current year depreciation | <u>(1,863,436)</u> | 7,358,547 |

Issuing long-term debt provides current financial resources to governmental funds, while the repayment of debt consumes current financial resources. Neither transaction, however, has any effect on net assets.

| | | |
|--------------------------|---------------|---------|
| Principal repayments | | |
| General obligation bonds | \$ 250,000 | |
| Lease revenue bonds | <u>85,000</u> | 335,000 |

Some expenses reported in the statement of activities do not require the use of current financial resources and, therefore, are not reported as expenditures in governmental funds.

| | | |
|--|-----------------|----------|
| Change in accrued interest payable | \$ 71,752 | |
| Change in compensated absences | 23,054 | |
| Change in OPEB liability | (125,327) | |
| Change in inventories | 17,275 | |
| Current year amortization of issuance costs, discounts, and premiums | <u>(11,211)</u> | (24,457) |

| | | |
|--|--|---------------|
| An internal service fund is used by management to charge the costs of insurance to individual funds. The increase in net assets of the internal service fund is reported in the government-wide statement of activities. | | <u>30,450</u> |
|--|--|---------------|

Change in Net Assets of Governmental Activities (Exhibit 2) \$ 5,054,119

SELF-INSURANCE INTERNAL SERVICE FUND

This page was left blank intentionally.

MILLE LACS COUNTY
MILACA, MINNESOTA

EXHIBIT 7

STATEMENT OF FUND NET ASSETS
SELF-INSURANCE INTERNAL SERVICE FUND
DECEMBER 31, 2009

Assets

| | |
|-----------------------------|------------------|
| Cash and pooled investments | <u>\$ 30,450</u> |
|-----------------------------|------------------|

Net Assets

| | |
|--------------|------------------|
| Unrestricted | <u>\$ 30,450</u> |
|--------------|------------------|

MILLE LACS COUNTY
MILACA, MINNESOTA

EXHIBIT 8

STATEMENT OF REVENUES, EXPENSES, AND CHANGES IN FUND NET ASSETS
SELF-INSURANCE INTERNAL SERVICE FUND
FOR THE YEAR ENDED DECEMBER 31, 2009

| | |
|---------------------------------|--------------------------------|
| Operating Revenues | |
| Insurance fees | \$ 108,094 |
| Operating Expenses | |
| Insurance | <u>77,644</u> |
| Operating Income (Loss) | \$ 30,450 |
| Net Assets - January 1 | <u>-</u> |
| Net Assets - December 31 | <u><u>\$ 30,450</u></u> |

**MILLE LACS COUNTY
MILACA, MINNESOTA**

EXHIBIT 9

**STATEMENT OF CASH FLOWS
SELF-INSURANCE INTERNAL SERVICE FUND
FOR THE YEAR ENDED DECEMBER 31, 2009
Increase (Decrease) in Cash and Cash Equivalents**

| | |
|---|--------------------------------|
| Cash Flows From Operating Activities | |
| Receipts from customers and users | \$ 108,094 |
| Payments to suppliers | <u>(77,644)</u> |
| Net Increase (Decrease) in Cash and Cash Equivalents | \$ 30,450 |
| Cash and Cash Equivalents at January 1 | <u>-</u> |
| Cash and Cash Equivalents at December 31 | <u><u>\$ 30,450</u></u> |
| Reconciliation of operating income (loss) to net cash provided by (used in) operating activities | |
| Operating income (loss) | <u><u>\$ 30,450</u></u> |

This page was left blank intentionally.

FIDUCIARY FUNDS

This page was left blank intentionally.

**MILLE LACS COUNTY
MILACA, MINNESOTA**

EXHIBIT 10

**STATEMENT OF FIDUCIARY NET ASSETS
FIDUCIARY FUNDS
DECEMBER 31, 2009**

| | Private-Purpose Trust | Agency |
|-------------------------------|----------------------------------|-------------------|
| <u>Assets</u> | | |
| Cash and pooled investments | \$ 129,591 | \$ 929,727 |
| Accrued interest receivable | 78 | - |
| | \$ 129,669 | \$ 929,727 |
| Total Assets | \$ 129,669 | \$ 929,727 |
| <u>Liabilities</u> | | |
| Due to other governments | - | \$ 929,727 |
| | - | \$ 929,727 |
| <u>Net Assets</u> | | |
| Restricted for other purposes | \$ 129,669 | |
| | \$ 129,669 | |

MILLE LACS COUNTY
MILACA, MINNESOTA

EXHIBIT 11

STATEMENT OF CHANGES IN FIDUCIARY NET ASSETS
PRIVATE-PURPOSE TRUST FUND
FOR THE YEAR ENDED DECEMBER 31, 2009

| <u>Additions</u> | |
|--|--------------------------|
| Investment income | \$ 764 |
| <u>Deductions</u> | |
| Payments in accordance with trust agreements | <u>1,058</u> |
| Change in net assets | \$ (294) |
| Net Assets - January 1 | <u>129,963</u> |
| Net Assets - December 31 | <u>\$ 129,669</u> |

**MILLE LACS COUNTY
MILACA, MINNESOTA**

**NOTES TO THE FINANCIAL STATEMENTS
AS OF AND FOR THE YEAR ENDED DECEMBER 31, 2009**

1. Summary of Significant Accounting Policies

The County's financial statements are prepared in accordance with generally accepted accounting principles (GAAP) as of and for the year ended December 31, 2009. The Governmental Accounting Standards Board (GASB) is responsible for establishing GAAP for state and local governments through its pronouncements (statements and interpretations). Governments are also required to follow the pronouncements of the Financial Accounting Standards Board issued through November 30, 1989, (when applicable) that do not conflict with or contradict GASB pronouncements. The more significant accounting policies established in GAAP and used by the County are discussed below.

A. Financial Reporting Entity

Mille Lacs County was established May 23, 1857, and is an organized county having the powers, duties, and privileges granted counties by Minn. Stat. ch. 373. The County is governed by a five-member Board of Commissioners elected from districts within the County. The Board is organized with a chair and vice chair elected at the annual meeting in January of each year. The County Administrator, who is an appointed officer, serves as the Clerk of the Board of Commissioners but does not vote in its decisions.

For financial reporting purposes, Mille Lacs County has included all funds, organizations, account groups, agencies, boards, commissions, and authorities, and has considered all potential component units for which the County is financially accountable, and other organizations for which the nature and significance of their relationship with the County are such that exclusion would cause Mille Lacs County's financial statements to be misleading or incomplete. GASB has set forth criteria to be considered in determining financial accountability. These criteria include appointing a voting majority of an organization's governing body and (1) the ability of the County to impose its will on that organization; or (2) the potential for the organization to provide specific financial benefits to, or impose specific financial burdens on, the County.

As required by accounting principles generally accepted in the United States of America, these financial statements present Mille Lacs County (the primary government) and its component unit for which the County is financially accountable.

**MILLE LACS COUNTY
MILACA, MINNESOTA**

1. Summary of Significant Accounting Policies

A. Financial Reporting Entity (Continued)

Blended Component Unit

The Mille Lacs County Housing and Redevelopment Authority (HRA), a blended component unit of Mille Lacs County, is governed by a five-member Board consisting of the Mille Lacs County Board of Commissioners and has the power to levy taxes, issue bonds, and enter into contracts. The HRA was established to assist with the implementation of a redevelopment plan to promote economic development within Mille Lacs County. Although it is legally separate from the County, the activity of the HRA is included in the Mille Lacs County reporting entity as the Housing and Redevelopment Authority Special Revenue Fund because the HRA's governing body is the same as the governing body of Mille Lacs County. Separate financial statements are not available for the Mille Lacs County HRA.

Joint Ventures

The County participates in several joint ventures described in Note 5.C.

B. Basic Financial Statements

1. Government-Wide Statements

The government-wide financial statements (the statement of net assets and the statement of activities) display information about the primary government and its component unit. These statements include the financial activities of the overall County government, except for fiduciary activities. Eliminations have been made to minimize the double counting of internal activities. Governmental activities, which normally are supported by taxes and intergovernmental revenue, are reported in a single column.

In the government-wide statement of net assets, the governmental activities column is presented: (a) on a consolidated basis and (b) is reported on a full accrual, economic resource basis, which recognizes all long-term assets and receivables as well as long-term debt and obligations. The County's net assets are reported in three parts: (1) invested in capital assets, net of related debt; (2) restricted net assets; and (3) unrestricted net assets. The County first utilizes restricted resources to finance qualifying activities.

**MILLE LACS COUNTY
MILACA, MINNESOTA**

1. Summary of Significant Accounting Policies

B. Basic Financial Statements

1. Government-Wide Statements (Continued)

The statement of activities demonstrates the degree to which the direct expenses of each function of the County's governmental activities are offset by program revenues. Direct expenses are those clearly identifiable with a specific function or activity. Program revenues include: (1) fees, fines, and charges paid by the recipients of goods, services, or privileges provided by a given function or activity; and (2) grants and contributions restricted to meeting the operational or capital requirements of a particular function or activity. Revenues not classified as program revenues, including all taxes, are presented as general revenues.

2. Fund Financial Statements

The fund financial statements provide information about the County's funds, including its fiduciary funds and blended component unit. Separate statements for each fund category--governmental, proprietary, and fiduciary--are presented. The emphasis of governmental and proprietary fund financial statements is on major individual governmental and internal service funds, with each displayed as separate columns in the fund financial statements. All remaining governmental funds are aggregated and reported as nonmajor funds.

Proprietary funds distinguish operating revenues and expenses from nonoperating items. Operating revenues and expenses generally result from providing services and producing and delivering goods in connection with a proprietary fund's principal ongoing operations.

The principal operating revenues of the County's internal service fund includes insurance fees, and the principal operating expenses include insurance payments. All revenues and expenses not meeting this definition are reported as nonoperating revenues and expenses.

The County reports the following major governmental funds:

The General Fund is the County's primary operating fund. It accounts for all financial resources of the general government, except those required to be accounted for in another fund.

**MILLE LACS COUNTY
MILACA, MINNESOTA**

1. Summary of Significant Accounting Policies

B. Basic Financial Statements

2. Fund Financial Statements (Continued)

The Road and Bridge Special Revenue Fund is used to account for revenues and expenditures of the County Highway Department, which is responsible for the construction and maintenance of roads, bridges, and other projects affecting County roadways.

The Family Services Special Revenue Fund is used to account for economic assistance and community social services programs.

The Debt Service Fund is used to account for the accumulation of resources for, and the payment of, principal, interest, and related costs of general long-term debt.

The Capital Projects Fund is used to account for the financial resources to be used for capital acquisition, construction, or improvement of capital assets, exclusive of infrastructure (roads, bridges, etc.).

Additionally, the County reports the following fund types:

The Self-Insurance Internal Service Fund accounts for the County's self-insurance activities.

The Private-Purpose Trust Fund accounts for funds that the County Auditor/Treasurer is holding for the cemetery, missing heirs, and Court Administrator.

Agency funds are custodial in nature and do not present results of operations or have a measurement focus. These funds account for assets that the County holds for others in an agent capacity.

**MILLE LACS COUNTY
MILACA, MINNESOTA**

1. Summary of Significant Accounting Policies (Continued)

C. Measurement Focus and Basis of Accounting

The government-wide, proprietary, and fiduciary fund financial statements are reported using the economic resources measurement focus and the accrual basis of accounting. Revenues are recorded when earned, and expenses are recorded when a liability is incurred, regardless of the timing of related cash flows. Property taxes are recognized as revenues in the year for which they are levied. Grants and similar items are recognized as revenue as soon as all eligibility requirements imposed by the provider have been met.

Governmental fund financial statements are reported using the current financial resources measurement focus and the modified accrual basis of accounting. Revenues are recognized as soon as they are both measurable and available. Mille Lacs County considers all revenues as available if collected within 60 days after the end of the current period. Property and other taxes, licenses, and interest are all considered susceptible to accrual. Expenditures are recorded when the related fund liability is incurred, except for principal and interest on long-term debt, compensated absences, and claims and judgments, which are recognized as expenditures to the extent that they have matured. Proceeds of long-term debt and acquisitions under capital leases are reported as other financing sources. When both restricted and unrestricted resources are available for use, it is the County's policy to use restricted resources first and then unrestricted resources as needed.

D. Assets, Liabilities, and Net Assets or Equity

1. Deposits and Investments

The cash balances of substantially all funds are pooled and invested by the County Auditor/Treasurer for the purpose of increasing earnings through investment activities. Pooled and fund investments are reported at their fair value at December 31, 2009, based on market prices. Pursuant to Minn. Stat. § 385.07, investment earnings on cash and pooled investments of governmental and fiduciary funds are credited to the General Fund. Other funds received investment earnings based on other state statutes, grant agreements, contracts, and bond covenants. Pooled investment earnings for 2009 were \$322,332.

**MILLE LACS COUNTY
MILACA, MINNESOTA**

1. Summary of Significant Accounting Policies

D. Assets, Liabilities, and Net Assets or Equity

1. Deposits and Investments (Continued)

Cash and cash equivalents are identified only for the purpose of the statement of cash flows for the proprietary fund. Pooled investments, which have the characteristics of demand deposits, are considered to be cash and cash equivalents on the statement of cash flows.

Mille Lacs County invests in an external investment pool, the Minnesota Association of Governments Investing for Counties (MAGIC) Fund, which is created under a joint powers agreement pursuant to Minn. Stat. § 471.59. The MAGIC Fund is not registered with the Securities and Exchange Commission (SEC), but does operate in a manner consistent with Rule 2a-7 prescribed by the SEC pursuant to the Investment Company Act of 1940 (17 C.F.R. § 270.2a-7). Therefore, the fair value of the County's position in the pool is the same as the value of the pool shares.

2. Receivables and Payables

Activities between funds representative of lending/borrowing arrangements outstanding at the end of the fiscal year are referred to as either "due to/from other funds" (the current portion of interfund loans) or "advances to/from other funds" (the noncurrent portion of interfund loans). All other outstanding balances between funds are reported as "due to/from other funds."

Advances between funds, as reported in the fund financial statements, are offset by a fund balance reserve account in applicable governmental funds to indicate they are not available for appropriation and are not expendable available financial resources.

Property taxes are levied as of January 1 on property values assessed as of January 1 of the previous year. The tax levy notice is mailed in March with the first half payment due May 15 and the second half payment due October 15. Unpaid taxes at December 31 become liens on the respective property and are classified in the financial statements as delinquent taxes receivable.

**MILLE LACS COUNTY
MILACA, MINNESOTA**

1. Summary of Significant Accounting Policies

D. Assets, Liabilities, and Net Assets or Equity (Continued)

3. Inventories and Prepaid Items

All inventories are valued at cost using the first in/first out method. Inventories in governmental funds are recorded as expenditures when purchased rather than when consumed. Reported inventories are equally offset by reserved fund balance to indicate that they do not constitute available spendable resources.

Certain payments to vendors reflect costs applicable to future accounting periods and are recorded as prepaid items in both government-wide and fund financial statements.

4. Capital Assets

Capital assets, including property, plant, equipment, and infrastructure assets (for example, roads, bridges, and similar items), are reported in the government-wide financial statements. The County defines capital assets as assets with an initial, individual cost of more than \$5,000 and an estimated useful life in excess of two years. Such assets are recorded at historical cost or estimated historical cost if purchased or constructed. Donated capital assets are recorded at estimated fair value at the date of donation.

The costs of normal maintenance and repairs that do not add to the value of the asset or materially extend assets' lives are not capitalized. Major outlays for capital assets and improvements are capitalized as projects are constructed.

Property, plant, and equipment of the County are depreciated using the straight-line method over the following estimated useful lives:

| <u>Assets</u> | <u>Years</u> |
|-------------------------|--------------|
| Land improvements | 20 - 35 |
| Buildings | 25 - 40 |
| Machinery and equipment | 3 - 15 |
| Infrastructure | 15 - 70 |

**MILLE LACS COUNTY
MILACA, MINNESOTA**

1. Summary of Significant Accounting Policies

D. Assets, Liabilities, and Net Assets or Equity (Continued)

5. Compensated Absences

The liability for compensated absences reported in the financial statements consists of unpaid, accumulated annual and sick leave balances. The liability has been calculated using the vesting method, in which leave amounts for both employees who currently are eligible to receive termination payments and other employees who are expected to become eligible in the future to receive such payments upon termination are included. Compensated absences are accrued when incurred in the government-wide financial statements. A liability for these amounts is reported in the governmental funds only if they have matured, for example, as a result of employee resignations and retirements.

6. Deferred Revenue

All County funds and the government-wide financial statements defer revenue for resources that have been received, but not yet earned. Governmental funds also report deferred revenue in connection with receivables for revenues not considered to be available to liquidate liabilities of the current period.

7. Long-Term Obligations

In the government-wide financial statements, long-term debt and other long-term obligations are reported as liabilities in the governmental activities statement of net assets. Bond premiums and discounts, as well as issuance costs, are deferred and amortized over the life of the bonds using the straight-line method. Bonds payable are reported net of the applicable bond premium or discount.

Bond issuance costs are reported as deferred charges and amortized over the term of the related debt.

In the fund financial statements, governmental fund types recognize bond premiums and discounts, as well as bond issuance costs, during the current period. The face amount of the debt issued is reported as an other financing source. Premiums received on debt issuances are reported as other financing sources, while discounts on debt issuances are reported as other financing uses. Issuance costs, whether or not withheld from the actual debt proceeds received, are reported as debt service expenditures.

**MILLE LACS COUNTY
MILACA, MINNESOTA**

1. Summary of Significant Accounting Policies

D. Assets, Liabilities, and Net Assets or Equity (Continued)

8. Fund Equity

In the fund financial statements, governmental funds report reservations of fund balance for amounts that are not available for appropriation or are legally restricted by outside parties for use for a specific purpose. Designations of fund balance represent tentative management plans subject to change. The unreserved, undesignated account indicates the portion of equity available for appropriation in future periods.

9. Use of Estimates

The preparation of financial statements in conformity with accounting principles generally accepted in the United States of America requires management to make estimates and assumptions that affect the reported amounts of assets and liabilities and disclosure of contingent assets and liabilities at the date of the financial statements and the reported amounts of revenues and expenses during the reporting period. Actual results could differ from those estimates.

2. Stewardship, Compliance, and Accountability

Excess of Expenditures Over Appropriations

The following funds had expenditures in excess of budget at the function level for the year ended December 31, 2009.

| | <u>Expenditures</u> | <u>Final Budget</u> | <u>Excess</u> |
|--------------------------------------|---------------------|---------------------|---------------|
| General Fund | | | |
| Current | | | |
| Sanitation | \$ 126,550 | \$ 125,010 | \$ 1,540 |
| Culture and recreation | 97,964 | 7,600 | 90,364 |
| Economic development | 14,000 | 13,200 | 800 |
| Road and Bridge Special Revenue Fund | | | |
| Current | | | |
| Highways and streets | 5,144,682 | 4,788,632 | 356,050 |

**MILLE LACS COUNTY
MILACA, MINNESOTA**

3. Detailed Notes on All Funds

A. Assets

1. Deposits and Investments

Reconciliation of Mille Lacs County's total cash and investments to the basic financial statements follows:

| | |
|---|---------------|
| Government-wide statement of net assets | |
| Governmental activities | |
| Cash and pooled investments | \$ 22,377,500 |
| Petty cash and change funds | 900 |
| Departmental cash | 30,571 |
| Statement of fiduciary net assets | |
| Cash and pooled investments | |
| Private-purpose trust | 129,591 |
| Agency funds | 929,727 |
| | <hr/> |
| Total Cash and Investments | \$ 23,468,289 |
| | <hr/> <hr/> |

a. Deposits

The County is authorized by Minn. Stat. §§ 118A.02 and 118A.04 to designate a depository for public funds and to invest in certificates of deposit. The County is required by Minn. Stat. § 118A.03 to protect deposits with insurance, surety bond, or collateral. The market value of collateral pledged shall be at least ten percent more than the amount on deposit at the close of the financial institution's banking day, not covered by insurance or bonds.

Authorized collateral includes treasury bills, notes and bonds; issues of U.S. government agencies; general obligations rated "A" or better and revenue obligations rated "AA" or better; irrevocable standby letters of credit issued by the Federal Home Loan Bank; and certificates of deposit. Minnesota statutes require that securities pledged as collateral be held in safekeeping in a restricted account at the Federal Reserve Bank or in an account at a trust department of a commercial bank or other financial institution not owned or controlled by the financial institution furnishing the collateral.

**MILLE LACS COUNTY
MILACA, MINNESOTA**

3. Detailed Notes on All Funds

A. Assets

1. Deposits and Investments

a. Deposits (Continued)

Custodial Credit Risk

Custodial credit risk is the risk that in the event of a financial institution failure, the County's deposits may not be returned to it. The County does not have a deposit policy for custodial credit risk other than complying with the requirements of Minnesota statutes. As of December 31, 2009, the County's deposits were not exposed to custodial credit risk.

b. Investments

The County may invest in the following types of investments as authorized by Minn. Stat. §§ 118A.04 and 118A.05:

- (1) securities which are direct obligations or are guaranteed or insured issues of the United States, its agencies, its instrumentalities, or organizations created by an act of Congress, except mortgage-backed securities defined as "high risk" by Minn. Stat. § 118A.04, subd. 6;
- (2) mutual funds through shares of registered investment companies provided the mutual fund receives certain ratings depending on its investments;
- (3) general obligations of the State of Minnesota and its municipalities, and in certain state agency and local obligations of Minnesota and other states provided such obligations have certain specified bond ratings by a national bond rating service;
- (4) bankers' acceptances of United States banks;
- (5) commercial paper issued by United States corporations or their Canadian subsidiaries that is rated in the highest quality category by two nationally recognized rating agencies and matures in 270 days or less; and

**MILLE LACS COUNTY
MILACA, MINNESOTA**

3. Detailed Notes on All Funds

A. Assets

1. Deposits and Investments

b. Investments (Continued)

- (6) with certain restrictions, in repurchase agreements, securities lending agreements, joint powers investment trusts, and guaranteed investment contracts.

Interest Rate Risk

Interest rate risk is the risk that changes in the market interest rates will adversely affect the fair value of an investment. The County does not have a policy regarding interest rate risk.

Credit Risk

Generally, credit risk is the risk that an issuer of an investment will not fulfill its obligation to the holder of the investment. This is measured by the assignment of a rating by a nationally recognized statistical rating organization. It is the County's policy to invest only in securities that meet the ratings requirements set by state statute.

Custodial Credit Risk

The custodial credit risk for investments is the risk that, in the event of the failure of the counterparty to a transaction, a government will not be able to recover the value of investment or collateral securities that are in the possession of an outside party. The County does not have a policy on custodial credit risk. At December 31, 2009, none of the County's investments were subject to custodial credit risk.

Concentration of Credit Risk

The concentration of credit risk is the risk of loss that may be caused by the County's investment in a single issuer. It is the County's policy that U.S. Treasury securities, U.S. agency securities, and obligations backed by U.S. Treasury and/or U.S. agency securities may be held without limit.

**MILLE LACS COUNTY
MILACA, MINNESOTA**

3. Detailed Notes on All Funds

A. Assets

1. Deposits and Investments (Continued)

The following table presents the County's deposit and investment balances at December 31, 2009, and information relating to potential investment risks:

| Investment Type | Credit Risk | | Concentration Risk | Interest Rate Risk | Carrying (Fair) Value |
|------------------------------------|---------------|---------------|-----------------------------|--------------------|-----------------------|
| | Credit Rating | Rating Agency | Over 5 Percent of Portfolio | Maturity Date | |
| Investment pools/mutual funds | | | | | |
| MAGIC Fund | N/R | N/A | 63.5% | N/A | \$ 10,973,400 |
| Negotiable certificates of deposit | N/A | N/A | 36.5% | Various | 6,305,000 |
| Total investments | | | | | \$ 17,278,400 |
| Deposits | | | | | 6,158,418 |
| Petty cash and change funds | | | | | 900 |
| Departmental cash | | | | | 30,571 |
| Total Cash and Investments | | | | | \$ 23,468,289 |

N/A - Not Applicable

N/R - Not Rated

2. Receivables

Property taxes and special assessments which remain unpaid at December 31 are delinquent. No allowance for uncollectible taxes/special assessments has been provided because such amounts are not expected to be material.

The County had no receivables scheduled to be collected beyond one year.

**MILLE LACS COUNTY
MILACA, MINNESOTA**

3. Detailed Notes on All Funds

A. Assets (Continued)

3. Capital Assets

Capital asset activity for the year ended December 31, 2009, was as follows:

| | Beginning Balance | Increase | Decrease | Ending Balance |
|--|----------------------|---------------------|------------------|----------------------|
| Capital assets not depreciated | | | | |
| Land | \$ 2,012,962 | \$ 51,181 | \$ - | \$ 2,064,143 |
| Construction in progress | 1,645,825 | 6,805,433 | - | 8,451,258 |
| Total capital assets not depreciated | <u>\$ 3,658,787</u> | <u>\$ 6,856,614</u> | <u>\$ -</u> | <u>\$ 10,515,401</u> |
| Capital assets depreciated | | | | |
| Land improvements | \$ 549,895 | \$ - | \$ - | \$ 549,895 |
| Buildings | 12,547,023 | 104,421 | - | 12,651,444 |
| Machinery and equipment | 6,187,143 | 251,629 | 17,232 | 6,421,540 |
| Infrastructure | 50,161,481 | 2,012,767 | - | 52,174,248 |
| Total capital assets depreciated | <u>\$ 69,445,542</u> | <u>\$ 2,368,817</u> | <u>\$ 17,232</u> | <u>\$ 71,797,127</u> |
| Less: accumulated depreciation for | | | | |
| Land improvements | \$ 296,946 | \$ 22,409 | \$ - | \$ 319,355 |
| Buildings | 3,761,441 | 331,943 | - | 4,093,384 |
| Machinery and equipment | 4,675,817 | 465,595 | 13,784 | 5,127,628 |
| Infrastructure | 12,850,358 | 1,043,489 | - | 13,893,847 |
| Total accumulated depreciation | <u>\$ 21,584,562</u> | <u>\$ 1,863,436</u> | <u>\$ 13,784</u> | <u>\$ 23,434,214</u> |
| Total capital assets depreciated, net | <u>\$ 47,860,980</u> | <u>\$ 505,381</u> | <u>\$ 3,448</u> | <u>\$ 48,362,913</u> |
| Governmental Activities Capital Assets, Net | <u>\$ 51,519,767</u> | <u>\$ 7,361,995</u> | <u>\$ 3,448</u> | <u>\$ 58,878,314</u> |

Depreciation expense was charged to functions/programs of the primary government as follows:

| | |
|---|---------------------|
| Governmental Activities | |
| General government | \$ 448,111 |
| Public safety | 101,877 |
| Highways and streets, including depreciation of infrastructure assets | 1,311,552 |
| Human services | 1,896 |
| Total Depreciation Expense - Governmental Activities | <u>\$ 1,863,436</u> |

**MILLE LACS COUNTY
MILACA, MINNESOTA**

3. Detailed Notes on All Funds (Continued)

B. Interfund Receivables, Payables, and Transfers

The composition of interfund balances as of December 31, 2009, was as follows:

1. Due To/From Other Funds

| | Receivable | Payable |
|--------------------------------------|------------|-----------|
| Major governmental funds | | |
| General Fund | \$ 17,898 | \$ - |
| Road and Bridge Special Revenue Fund | - | 677 |
| Family Services Special Revenue Fund | - | 17,221 |
| | \$ 17,898 | \$ 17,898 |
| Total Due To/From Other Funds | \$ 17,898 | \$ 17,898 |

The interfund balances above represent fourth quarter 2009 postage, long-distance phone charges, and IV-D billings for the Family Services Special Revenue Fund, and fourth quarter 2009 long-distance and cell phone charges for the Road and Bridge Special Revenue Fund.

2. Advances From/To Other Funds

The General Fund advanced the Ditch Special Revenue Fund \$12,800 for cash flow purposes.

3. Transfers

Interfund transfers at December 31, 2009, were as follows:

| | Transfer In | Description |
|---|--------------|----------------------------------|
| Transfers to Debt Service Fund from Family Services Fund | \$ 1,900,000 | Bond refunding |
| Transfers to Capital Projects Fund from | | |
| General Fund | \$ 250,000 | Capital equipment - motor grader |
| General Fund | 250,000 | ARMER system |
| General Fund | 500,000 | Courthouse remodel |
| Family Services Fund | 250,000 | Courthouse square remodel |
| General Fund | 966,813 | Justice Center expenditures |
| Debt Service Fund | 140,756 | County equipment expenditures |
| Total Capital Projects Fund | \$ 2,357,569 | |
| Total Transfers In | \$ 4,257,569 | |

**MILLE LACS COUNTY
MILACA, MINNESOTA**

3. Detailed Notes on All Funds (Continued)

C. Liabilities

1. Payables

Payables at December 31, 2009, were as follows:

| | Governmental Activities | Fiduciary Funds |
|--------------------------|----------------------------|--------------------|
| Accounts | \$ 461,591 | \$ - |
| Salaries | 205,976 | - |
| Contracts | 1,033,785 | - |
| Due to other governments | 170,012 | 929,727 |
| Total Payables | \$ 1,871,364 | \$ 929,727 |

2. Deferred Revenue

Deferred revenue consists of taxes and special assessments receivable, state and federal grants that are not collected soon enough after year-end to pay liabilities of the current period, and state and federal grants received but not yet earned. Deferred revenue at December 31, 2009, is summarized below by fund:

| | Taxes | Special Assessments | Grants and Highway Allotments | Other | Total |
|--------------------------|------------|------------------------|-------------------------------------|-----------|--------------|
| Major governmental funds | | | | | |
| General | \$ 517,156 | \$ 10,670 | \$ 50,637 | \$ 86,155 | \$ 664,618 |
| Special Revenue | | | | | |
| Road and Bridge | 65,884 | - | 1,598,458 | - | 1,664,342 |
| Family Services | 201,396 | - | - | - | 201,396 |
| Debt Service | 52,335 | - | - | - | 52,335 |
| Total | \$ 836,771 | \$ 10,670 | \$ 1,649,095 | \$ 86,155 | \$ 2,582,691 |
| Deferred revenue | | | | | |
| Unavailable | \$ 836,771 | \$ 10,670 | \$ 1,598,458 | \$ 86,155 | \$ 2,532,054 |
| Unearned | - | - | 50,637 | - | 50,637 |
| Total | \$ 836,771 | \$ 10,670 | \$ 1,649,095 | \$ 86,155 | \$ 2,582,691 |

**MILLE LACS COUNTY
MILACA, MINNESOTA**

3. Detailed Notes on All Funds

C. Liabilities (Continued)

3. Long-Term Debt

| Type of Indebtedness | Final Maturity | Installment Amounts | Interest Rate (%) | Original Issue Amount | Outstanding Balance December 31, 2009 |
|--|----------------|--------------------------|-------------------|-----------------------|---------------------------------------|
| 2005 G.O. Law Enforcement Center Refunding Bonds | 02/01/2019 | \$245,000 - \$365,000 | 2.35 - 4.00 | \$ 3,555,000 | \$ 3,060,000 |
| 2007 HRA Lease Revenue Refunding Bonds | 02/01/2019 | \$85,000 - \$130,000 | 4.00 - 4.40 | 1,280,000 | 1,100,000 |
| 2008 G.O. Capital Improvement Bonds | 02/01/2029 | \$140,000 - \$575,000 | 4.10 - 4.40 | 7,985,000 | 7,985,000 |
| Total | | | | <u>\$ 12,820,000</u> | <u>\$ 12,145,000</u> |

4. Debt Service Requirements

Debt service requirements at December 31, 2009, were as follows:

| Year Ending December 31 | General Obligation Bonds | | Lease Revenue Bonds | |
|-------------------------|--------------------------|---------------------|---------------------|-------------------|
| | Principal | Interest | Principal | Interest |
| 2010 | \$ 400,000 | \$ 432,608 | \$ 90,000 | \$ 44,965 |
| 2011 | 560,000 | 416,206 | 95,000 | 41,265 |
| 2012 | 580,000 | 395,690 | 95,000 | 37,346 |
| 2013 | 595,000 | 374,073 | 105,000 | 33,096 |
| 2014 | 615,000 | 351,440 | 110,000 | 28,528 |
| 2015 - 2019 | 3,470,000 | 1,371,945 | 605,000 | 68,365 |
| 2020 - 2024 | 2,170,000 | 799,308 | - | - |
| 2025 - 2029 | 2,655,000 | 295,740 | - | - |
| Total | <u>\$ 11,045,000</u> | <u>\$ 4,437,010</u> | <u>\$ 1,100,000</u> | <u>\$ 253,565</u> |

| Year Ending December 31 | Total | |
|-------------------------|----------------------|---------------------|
| | Principal | Interest |
| 2010 | \$ 490,000 | \$ 477,573 |
| 2011 | 655,000 | 457,471 |
| 2012 | 675,000 | 433,036 |
| 2013 | 700,000 | 407,169 |
| 2014 | 725,000 | 379,968 |
| 2015 - 2019 | 4,075,000 | 1,440,310 |
| 2020 - 2024 | 2,170,000 | 799,308 |
| 2025 - 2029 | 2,655,000 | 295,740 |
| Total | <u>\$ 12,145,000</u> | <u>\$ 4,690,575</u> |

**MILLE LACS COUNTY
MILACA, MINNESOTA**

3. Detailed Notes on All Funds

C. Liabilities (Continued)

5. Changes in Long-Term Liabilities

Long-term liability activity for the year ended December 31, 2009, was as follows:

| | Beginning Balance | Additions | Reductions | Ending Balance | Due Within One Year |
|--------------------------|----------------------|-------------------|-------------------|----------------------|------------------------|
| General obligation bonds | \$ 11,295,000 | \$ - | \$ 250,000 | \$ 11,045,000 | \$ 400,000 |
| Lease revenue bonds | 1,185,000 | - | 85,000 | 1,100,000 | 90,000 |
| Compensated absences | 1,512,255 | - | 23,054 | 1,489,201 | 115,353 |
| Add: premium on bonds | 95,557 | - | 4,551 | 91,006 | - |
| Less: discounts on bonds | (30,883) | - | (2,808) | (28,075) | - |
| OPEB liability | 142,704 | 125,327 | - | 268,031 | - |
| Long-Term Liabilities | <u>\$ 14,199,633</u> | <u>\$ 125,327</u> | <u>\$ 359,797</u> | <u>\$ 13,965,163</u> | <u>\$ 605,353</u> |

D. Contract Commitments

The County has entered into contract commitments for the Justice Center project, which has not been completed as of December 31, 2009. The amount to be completed on these contracts is \$1,164,466.

4. Employee Retirement Systems and Pension Plans

A. Defined Benefit Plans

Plan Description

All full-time and certain part-time employees of Mille Lacs County are covered by defined benefit pension plans administered by the Public Employees Retirement Association of Minnesota (PERA). PERA administers the Public Employees Retirement Fund, the Public Employees Police and Fire Fund, and the Local Government Correctional Service Retirement Fund (the Public Employees Correctional Fund), which are cost-sharing, multiple-employer retirement plans. These plans are established and administered in accordance with Minn. Stat. chs. 353 and 356.

Public Employees Retirement Fund members belong to either the Coordinated Plan or the Basic Plan. Coordinated Plan members are covered by Social Security, and Basic Plan members are not. All new members must participate in the Coordinated Plan. All

**MILLE LACS COUNTY
MILACA, MINNESOTA**

4. Employee Retirement Systems and Pension Plans

A. Defined Benefit Plans

Plan Description (Continued)

police officers, firefighters, and peace officers who qualify for membership by statute are covered by the Public Employees Police and Fire Fund. Members who are employed in a county correctional institution as a correctional guard or officer, a joint jailor/dispatcher, or as a supervisor of correctional guards or officers or of joint jailor/dispatchers and are directly responsible for the direct security, custody, and control of the county correctional institution and its inmates are covered by the Public Employees Correctional Fund.

PERA provides retirement benefits as well as disability benefits to members and benefits to survivors upon death of eligible members. Benefits are established by state statute and vest after three years of credited service. The defined retirement benefits are based on a member's highest average salary for any five successive years of allowable service, age, and years of credit at termination of service.

Two methods are used to compute benefits for Coordinated and Basic Plan members. The retiring member receives the higher of a step-rate benefit accrual formula (Method 1) or a level accrual formula (Method 2). Under Method 1, the annuity accrual rate for a Basic Plan member is 2.2 percent of average salary for each of the first ten years of service and 2.7 percent for each year thereafter. For a Coordinated Plan member, the annuity accrual rate is 1.2 percent of average salary for each of the first ten years and 1.7 percent for each successive year. Under Method 2, the annuity accrual rate is 2.7 percent of average salary for Basic Plan members and 1.7 percent for Coordinated Plan members for each year of service. For Public Employees Police and Fire Fund members, the annuity accrual rate is 3.0 percent of average salary for each year of service. For Public Employees Correctional Fund members, the annuity accrual rate is 1.9 percent of average salary for each year of service.

For all Public Employees Retirement Fund members hired prior to July 1, 1989, whose annuity is calculated using Method 1, and for all Public Employees Police and Fire Fund and Public Employees Correctional Fund members, a full annuity is available when age plus years of service equal 90. Normal retirement age is 55 for Public Employees Police and Fire Fund members and Public Employees Correctional Fund members, and either 65 or 66 (depending on date hired) for Public Employees Retirement Fund members. A reduced retirement annuity is also available to eligible members seeking early retirement.

**MILLE LACS COUNTY
MILACA, MINNESOTA**

4. Employee Retirement Systems and Pension Plans

A. Defined Benefit Plans

Plan Description (Continued)

The benefit provisions stated in the previous paragraphs of this section are current provisions and apply to active plan participants. Vested, terminated employees who are entitled to benefits but are not yet receiving them are bound by the provisions in effect at the time they last terminated public service.

PERA issues a publicly available financial report that includes financial statements and required supplementary information for the Public Employees Retirement Fund, the Public Employees Police and Fire Fund, and the Public Employees Correctional Fund. That report may be obtained on the internet at www.mnpera.org; by writing to PERA at 60 Empire Drive, Suite 200, Saint Paul, Minnesota 55103-2088; or by calling 651-296-7460 or 1-800-652-9026.

Funding Policy

Pension benefits are funded from member and employer contributions and income from investment of fund assets. Rates for employer and employee contributions are set by Minn. Stat. ch. 353. These statutes are established and amended by the State Legislature. The County makes annual contributions to the pension plans equal to the amount required by state statutes. Public Employees Retirement Fund Basic Plan members and Coordinated Plan members are required to contribute 9.10 and 6.00 percent, respectively, of their annual covered salary. Public Employees Police and Fire Fund members are required to contribute 9.40 percent. Public Employees Correctional Fund members are required to contribute 5.83 percent of their annual covered salary.

The County is required to contribute the following percentages of annual covered payroll in 2009:

| | |
|---------------------------------------|--------|
| Public Employees Retirement Fund | |
| Basic Plan members | 11.78% |
| Coordinated Plan members | 6.75 |
| Public Employees Police and Fire Fund | 14.10 |
| Public Employees Correctional Fund | 8.75 |

**MILLE LACS COUNTY
MILACA, MINNESOTA**

4. Employee Retirement Systems and Pension Plans

A. Defined Benefit Plans

Funding Policy (Continued)

The County's contributions for the years ending December 31, 2009, 2008, and 2007, for the Public Employees Retirement Fund, the Public Employees Police and Fire Fund, and the Public Employees Correctional Fund were:

| | <u>2009</u> | <u>2008</u> | <u>2007</u> |
|---------------------------------------|-------------|-------------|-------------|
| Public Employees Retirement Fund | \$ 501,239 | \$ 476,247 | \$ 442,545 |
| Public Employees Police and Fire Fund | 180,744 | 167,445 | 142,722 |
| Public Employees Correctional Fund | 157,080 | 153,231 | 147,167 |

These contribution amounts are equal to the contractually required contributions for each year as set by state statute.

B. Defined Contribution Plan

One Commissioner of Mille Lacs County is covered by the Public Employees Defined Contribution Plan, a multiple-employer, deferred compensation plan administered by PERA. The plan is established and administered in accordance with Minn. Stat. ch. 353D, which may be amended by the State Legislature. The plan is a tax qualified plan under Section 401(a) of the Internal Revenue Code, and all contributions by or on behalf of employees are tax deferred until time of withdrawal.

Plan benefits depend solely on amounts contributed to the plan plus investment earnings, less administrative expenses. For those qualified personnel who elect to participate, Minn. Stat. § 353D.03 specifies plan provisions, including the employee and employer contribution rates. An eligible elected official who decides to participate contributes 5.00 percent of salary, which is matched by the employer. Employees may elect to make member contributions in an amount not to exceed the employer share. Employee and employer contributions are combined and used to purchase shares in one or more of the seven accounts of the Minnesota Supplemental Investment Fund. For administering the plan, PERA receives 2.00 percent of employer contributions and 0.25 percent of the assets in each member account annually.

**MILLE LACS COUNTY
MILACA, MINNESOTA**

4. Employee Retirement Systems and Pension Plans

B. Defined Contribution Plan (Continued)

Total contributions by dollar amount and percentage of covered payroll made by the County during the year ended December 31, 2009, were:

| | <u>Employee</u> | <u>Employer</u> |
|-------------------------------|-----------------|-----------------|
| Contribution amount | \$ 966 | \$ 966 |
| Percentage of covered payroll | 5% | 5% |

Required contribution rates were 5.00 percent.

C. Other Postemployment Benefits (OPEB)

Plan Description

Mille Lacs County provides a single-employer defined benefit health care plan to eligible retirees and their spouses. The plan offers medical and dental insurance benefits. The County provides benefits for retirees as required by Minn. Stat. § 471.61, subd. 2b.

Funding Policy

The contribution requirements of the plan members and the County are established and may be amended by the Mille Lacs County Board of Commissioners. The required contribution is based on projected pay-as-you-go financing requirements. Retirees and their spouses contribute to the health care plan at the same rate as County employees.

This results in the retirees receiving an implicit rate subsidy. For fiscal year 2009, the County contributed \$50,149 to the plan; there were 213 participants in the plan.

Annual OPEB Cost and Net OPEB Obligation

The County's annual OPEB cost (expense) is calculated based on the annual required contribution (ARC) of the employer, an amount actuarially determined in accordance with the parameters of GASB No. 45, *Accounting and Financial Reporting by Employers for Postemployment Benefits Other Than Pensions*. The ARC represents a level of funding that, if paid on an ongoing basis, is projected to cover normal costs

**MILLE LACS COUNTY
MILACA, MINNESOTA**

4. Employee Retirement Systems and Pension Plans

C. Other Postemployment Benefits (OPEB)

Annual OPEB Cost and Net OPEB Obligation (Continued)

each year and amortize any unfunded actuarial accrued liabilities (or funding excess) over a period not to exceed 30 years. The following table shows the components of the County's annual OPEB cost for the year, the amount actually contributed to the plan, and changes in the County's net OPEB obligation to the plan.

| | | |
|--|----|----------|
| ARC | \$ | 175,476 |
| Interest on net OPEB obligation | | - |
| Adjustment to ARC | | - |
| | | - |
| Annual OPEB cost (expense) | \$ | 175,476 |
| Contributions made - indirect implicit subsidy | | (50,149) |
| | | (50,149) |
| Increase in Net OPEB Obligation | \$ | 125,327 |
| Net OPEB Obligation - Beginning of Year | | 142,704 |
| | | 142,704 |
| Net OPEB Obligation - Ending of Year | \$ | 268,031 |
| | | 268,031 |

The County's annual OPEB cost, the percentage of annual OPEB cost contributed to the plan, and the net OPEB obligation for 2009 was as follows:

| Fiscal Year Ended | Annual OPEB Cost | Employer Contribution | Percentage Contributed | Net OPEB Obligation |
|-------------------|---------------------|--------------------------|---------------------------|------------------------|
| December 31, 2008 | \$ 175,476 | \$ 32,772 | 18.7% | \$ 14,704 |
| December 31, 2009 | 175,476 | 50,149 | 28.6 | 268,031 |

Funded Status and Funding Progress

As of January 1, 2008, the most recent actuarial valuation date, the County had no assets to fund the plan. The actuarial accrued liability for benefits was \$1,080,490, and the actuarial valuation of assets was zero, resulting in an unfunded actuarial accrued liability (UAAL) of \$1,080,490. The covered payroll (annual payroll of active employees covered by the plan) was \$9,497,190, and the ratio of the UAAL to the covered payroll was 11.4 percent.

**MILLE LACS COUNTY
MILACA, MINNESOTA**

4. Employee Retirement Systems and Pension Plans

C. Other Postemployment Benefits OPEB

Funded Status and Funding Progress (Continued)

Actuarial valuations of an ongoing plan involve estimates of the value of reported amounts and assumptions about the probability of occurrence of events far into the future. Examples include assumptions about future employment, mortality, and the health care cost trend. Amounts determined regarding the funded status of the plan and the annual required contributions of the employer are subject to continual revision as actual results are compared with past expectations and new estimates are made about the future. The Schedule of Funding Progress - Other Postemployment Benefits, presented as required supplementary information following the notes to the financial statements, presents multi-year trend information about whether the actuarial value of plan assets is increasing or decreasing over time relative to the actuarial accrued liabilities for benefits.

Actuarial Methods and Assumptions

Projections of benefits for financial reporting purposes are based on the substantive plan (the plan as understood by the employer and the plan members) and include the types of benefits provided at the time of each valuation and the historical pattern of sharing of the benefit cost between the employer and plan members to that point.

The actuarial methods and assumptions used include techniques that are designed to reduce the effects of short-term volatility in actuarial accrued liabilities and the actuarial value of assets, consistent with the long-term perspective of the calculations.

In the January 1, 2008, actuarial valuation, the projected unit credit actuarial cost method was used. The actuarial assumptions include a 4.5 percent investment rate of return (net of administrative expenses), which is Mille Lacs County's implicit rate of return on the General Fund. An annual health care cost trend rate of 9.0 percent initially reduced incrementally to an ultimate rate of 5.0 percent after 9 years. Both rates included a 4.5 percent inflation assumption. The actuarial value of assets was set equal to the market value of assets. The UAAL is being amortized over 30 years on a closed basis. The remaining amortization period at December 31, 2009, was 28 years.

**MILLE LACS COUNTY
MILACA, MINNESOTA**

5. Summary of Significant Contingencies and Other Items

A. Risk Management

The County is exposed to various risks of loss related to torts; theft of, damage to, or destruction of assets; errors or omissions; injuries to employees; or natural disasters. To manage these risks, the County has entered into a joint powers agreement with other Minnesota counties to form the Minnesota Counties Intergovernmental Trust (MCIT), formerly the Minnesota Counties Insurance Trust. MCIT is a public entity risk pool currently operated as a common risk management and insurance program for its members. The County is a member of both the MCIT Workers' Compensation and Property and Casualty Divisions. For other risk, the County carries commercial insurance. There were no significant reductions in insurance coverage from the previous year or settlements in excess of insurance coverage for any of the past three years.

The Workers' Compensation Division of MCIT is self-sustaining based on the contributions charged, so that total contributions plus compounded earnings on these contributions will equal the amount needed to satisfy claims liabilities and other expenses. MCIT participates in the Workers' Compensation Reinsurance Association with coverage at \$430,000 per claim in 2009 and \$450,000 per claim in 2010. Should the MCIT Workers' Compensation Division liabilities exceed assets, MCIT may assess the County in a method and amount to be determined by MCIT.

The Property and Casualty Division of MCIT is self-sustaining, and the County pays an annual premium to cover current and future losses. MCIT carries reinsurance for its property lines to protect against catastrophic losses. Should the MCIT Property and Casualty Division liabilities exceed assets, MCIT may assess the County in a method and amount to be determined by MCIT.

On January 1, 2009, the County contracted with Delta Dental of Minnesota to administer the County's dental benefit plan for its employees as provided by the plan accepted from Delta Dental. The County sets annual premiums for the plan based on the recommendation of the plan administration and accumulates premiums collected from all participating funds in the Internal Service Fund.

At the beginning of each month, the County is billed by Delta Dental of Minnesota for the previous month's claims processed and the per employee administrative fee. The payment is made to Delta Dental from the premiums accumulated in the Internal Service Fund.

**MILLE LACS COUNTY
MILACA, MINNESOTA**

5. Summary of Significant Contingencies and Other Items (Continued)

B. Contingent Liabilities

Amounts received or receivable from grant agencies are subject to audit and adjustment by grantor agencies, principally the federal government. Any disallowed claims, including amounts already collected, may constitute a liability of the applicable funds. The amount, if any, of the expenditures that may be disallowed by the grantor cannot be determined at this time, although the County expects such amounts, if any, to be immaterial.

The County, in connection with the normal conduct of its affairs, is involved in various claims, judgments, and litigation. Although the outcome of these lawsuits is not presently determinable, in the opinion of the County Attorney, the resolution of these matters will not have a material adverse effect on the financial condition of the County.

C. Joint Ventures

East Central Solid Waste Commission

The East Central Solid Waste Commission was established in March 1988 by a joint powers agreement among Chisago, Isanti, Kanabec, Mille Lacs, and Pine Counties to conduct a solid waste management program on behalf of the participating counties. The Commission is an organized joint venture having the powers, duties, and privileges granted joint powers by Minn. Stat. § 471.59. The Commission comprises five members--one voting member from each county. At its annual meeting, the Board of County Commissioners of each county chooses a member and an alternate, both County Commissioners, as representatives of the County. Each county has one voting member and, in the absence of the voting member, the alternate votes.

Each county's proportionate share of the total operating costs is based on the most recent census data available and is to be adjusted upon the admission of additional counties or the withdrawal of counties. The Commission will remain in existence as long as two or more counties remain as parties to the agreement. Upon dissolution of the Commission, there will be an accounting to determine assets and liabilities. The assets of the Commission will be liquidated and, after payment of liabilities, the proceeds will be distributed to the counties based on their respective ratios set by the most recent census data.

**MILLE LACS COUNTY
MILACA, MINNESOTA**

5. Summary of Significant Contingencies and Other Items

C. Joint Ventures

East Central Solid Waste Commission (Continued)

Each county's share of the Commission's assets, liabilities, and equities cannot be accurately determined since it will fluctuate with census data rather than ownership interest. Following is a summary of the financial information as of and for the year ended December 31, 2008 (most recent figures available):

| | |
|-------------------------------------|----------------------|
| Total Assets | \$ 13,575,333 |
| Total Liabilities | <u>(3,341,378)</u> |
| Total Net Assets | <u>\$ 10,233,955</u> |
| Operating and nonoperating revenues | \$ 4,892,202 |
| Operating and nonoperating expenses | (5,292,652) |
| Special item: sale of equipment | <u>387,000</u> |
| Change in Net Assets | <u>\$ (13,450)</u> |

Complete financial statements of the East Central Solid Waste Commission can be obtained from:

East Central Solid Waste Commission
1756 - 180th Avenue
Mora, Minnesota 55051

East Central Regional Library

The East Central Regional Library was established by a joint powers agreement among Aitkin, Chisago, Isanti, Kanabec, Mille Lacs, and Pine Counties to provide an efficient and improved regional public library service. The Library Board comprises 18 members--one County Board member and two appointees from each member county. Mille Lacs County's contribution for 2009 was \$258,128.

**MILLE LACS COUNTY
MILACA, MINNESOTA**

5. Summary of Significant Contingencies and Other Items

C. Joint Ventures

East Central Regional Library (Continued)

Complete financial statements of the East Central Regional Library can be obtained from:

East Central Regional Library
244 South Birch
Cambridge, Minnesota 55008

Snake River Watershed Management Board

The Snake River Watershed Management Board (SRWMB) was established in April 1993, pursuant to Minn. Stat. § 471.59, as a joint powers entity. Its purpose is to coordinate the member counties' water plans and to develop objectives to promote sound hydrologic management of the water and the related land resources. Members are Aitkin, Kanabec, Mille Lacs, and Pine Counties. Financial responsibility exists because once the SRWMB has established a budget and determined which projects will be undertaken, each member county is required by the agreement to provide appropriate financial support. The SRWMB establishes an annual budget, and participation in the administrative costs is as follows:

| | |
|-------------------|-------|
| Aitkin County | 20.8% |
| Kanabec County | 49.5 |
| Mille Lacs County | 9.2 |
| Pine County | 20.5 |

Complete financial statements of the SRWMB can be obtained from:

Snake River Watershed Management Board
Rural Route 3, Box 253
Mora, Minnesota 55051

**MILLE LACS COUNTY
MILACA, MINNESOTA**

5. Summary of Significant Contingencies and Other Items

C. Joint Ventures (Continued)

Central Minnesota Regional Radio Board

The Central Minnesota Regional Radio Board was established by a joint powers agreement among the City of St. Cloud and the Counties of Benton, Big Stone, Douglas, Grant, Kandiyohi, Meeker, Mille Lacs, Morrison, Otter Tail, Pope, Sherburne, Stearns, Stevens, Swift, Todd, Traverse, Wadena, Wilkin, and Wright. The Joint Powers Board is comprised of one city council member from the City of St. Cloud and one County Commissioner from each member county. The parties entered into the joint powers agreement pursuant to Minn. Stat. §§ 403.39 and 471.59, for the purpose of preparing and administering a plan which provides for the installation, operation, and maintenance of local and regional enhancements to the Statewide Public Safety Radio and Communication System (ARMER) owned and operated by the State of Minnesota.

The City of St. Cloud is the fiscal agent for the Central Minnesota Regional Radio Board. Financial information for the Radio Board can be obtained from:

St. Cloud City Hall
Finance Department
400 Second Street South
St. Cloud, Minnesota 56301

This page was left blank intentionally.

REQUIRED SUPPLEMENTARY INFORMATION

This page was left blank intentionally.

**MILLE LACS COUNTY
MILACA, MINNESOTA**

Schedule 1

**BUDGETARY COMPARISON SCHEDULE
GENERAL FUND
FOR THE YEAR ENDED DECEMBER 31, 2009**

| | <u>Budgeted Amounts</u> | | <u>Actual Amounts</u> | <u>Variance with Final Budget</u> |
|-------------------------------------|-------------------------|----------------------|---------------------------|---------------------------------------|
| | <u>Original</u> | <u>Final</u> | | |
| Revenues | | | | |
| Taxes | \$ 9,322,188 | \$ 8,585,425 | \$ 8,763,258 | \$ 177,833 |
| Special assessments | 65,000 | 65,000 | 115,977 | 50,977 |
| Licenses and permits | 280,340 | 280,340 | 186,805 | (93,535) |
| Intergovernmental | 2,447,314 | 3,184,077 | 3,302,284 | 118,207 |
| Charges for services | 1,502,835 | 1,502,835 | 1,544,637 | 41,802 |
| Fines and forfeits | 50,000 | 50,000 | 46,029 | (3,971) |
| Gifts and contributions | 7,000 | 7,000 | 28,551 | 21,551 |
| Investment earnings | 425,000 | 425,000 | 322,332 | (102,668) |
| Miscellaneous | 188,900 | 188,900 | 529,710 | 340,810 |
| Total Revenues | \$ 14,288,577 | \$ 14,288,577 | \$ 14,839,583 | \$ 551,006 |
| Expenditures | | | | |
| Current | | | | |
| General government | | | | |
| Commissioners | \$ 182,677 | \$ 182,677 | \$ 176,324 | \$ 6,353 |
| Courts administrator | 66,000 | 66,000 | 95,192 | (29,192) |
| Law library | 40,000 | 40,000 | 29,553 | 10,447 |
| County administrator | 392,932 | 392,932 | 342,374 | 50,558 |
| Auditor/treasurer | 380,886 | 380,886 | 373,383 | 7,503 |
| Auditing | 40,500 | 40,500 | 60,256 | (19,756) |
| General administration | 623,300 | 623,300 | 568,612 | 54,688 |
| Information services | 178,237 | 178,237 | 173,375 | 4,862 |
| Data processing | 78,000 | 78,000 | 64,675 | 13,325 |
| Elections | 9,821 | 9,821 | 26,262 | (16,441) |
| County attorney | 1,134,048 | 1,134,048 | 1,126,378 | 7,670 |
| Victim emergency grant | 60,408 | 60,408 | 58,831 | 1,577 |
| Assessor | 394,537 | 394,537 | 385,928 | 8,609 |
| County recorder | 224,615 | 224,615 | 188,602 | 36,013 |
| Recorder's equipment account | 145,000 | 145,000 | 241,581 | (96,581) |
| Surveyor | 104,725 | 104,725 | 94,211 | 10,514 |
| Zoning and environmental services | 538,493 | 538,493 | 455,231 | 83,262 |
| Building maintenance | 622,861 | 622,861 | 556,912 | 65,949 |
| Building additions and improvements | 608,846 | 608,846 | 109,574 | 499,272 |
| Veterans services | 198,682 | 198,682 | 193,414 | 5,268 |
| Other general government | 300,000 | 300,000 | 22,341 | 277,659 |
| Total general government | \$ 6,324,568 | \$ 6,324,568 | \$ 5,343,009 | \$ 981,559 |

**MILLE LACS COUNTY
MILACA, MINNESOTA**

Schedule 1
(Continued)

**BUDGETARY COMPARISON SCHEDULE
GENERAL FUND
FOR THE YEAR ENDED DECEMBER 31, 2009**

| | <u>Budgeted Amounts</u> | | <u>Actual Amounts</u> | <u>Variance with Final Budget</u> |
|--------------------------------|-------------------------|---------------------|---------------------------|---------------------------------------|
| | <u>Original</u> | <u>Final</u> | | |
| Expenditures | | | | |
| Current (Continued) | | | | |
| Public safety | | | | |
| Sheriff | \$ 1,926,787 | \$ 1,926,787 | \$ 1,977,056 | \$ (50,269) |
| Court security | 353,049 | 353,049 | 355,616 | (2,567) |
| Boat and water safety | 65,027 | 65,027 | 60,528 | 4,499 |
| Snowmobile safety enforcement | 3,500 | 3,500 | 4,090 | (590) |
| ATV grant | - | - | 4,128 | (4,128) |
| Mobile crime lab | - | - | 1,500 | (1,500) |
| DARE program | 4,000 | 4,000 | 1,379 | 2,621 |
| Hooked on fishing account | 1,500 | 1,500 | 1,750 | (250) |
| Deputy reserve account | 500 | 500 | 486 | 14 |
| DWI assessment | - | - | 18,213 | (18,213) |
| DWI forfeiture | - | - | 4,228 | (4,228) |
| Drug forfeiture | - | - | 1,100 | (1,100) |
| Fleeing an officer forfeiture | - | - | 2,660 | (2,660) |
| Records system | - | - | 88,287 | (88,287) |
| Permit to carry | 1,000 | 1,000 | 2,049 | (1,049) |
| Coroner | 73,000 | 73,000 | 72,626 | 374 |
| County jail | 3,101,313 | 3,101,313 | 2,926,471 | 174,842 |
| Prisoner account | 100,000 | 100,000 | 126,560 | (26,560) |
| Probation | 794,496 | 794,496 | 644,976 | 149,520 |
| Extended juvenile jurisdiction | - | - | 7,213 | (7,213) |
| Case load reduction account | 93,928 | 93,928 | 119,250 | (25,322) |
| 911 services and civil defense | 62,963 | 62,963 | 112,170 | (49,207) |
| E-911 | 60,000 | 60,000 | 27,612 | 32,388 |
| Total public safety | \$ 6,641,063 | \$ 6,641,063 | \$ 6,559,948 | \$ 81,115 |
| Sanitation | | | | |
| SCORE | \$ 110,010 | \$ 110,010 | \$ 126,550 | \$ (16,540) |
| House hazardous waste | 15,000 | 15,000 | - | 15,000 |
| Total sanitation | \$ 125,010 | \$ 125,010 | \$ 126,550 | \$ (1,540) |
| Health | | | | |
| Public health | \$ 394,349 | \$ 394,349 | \$ 368,882 | \$ 25,467 |
| WIC | 109,249 | 109,249 | 123,730 | (14,481) |
| Total health | \$ 503,598 | \$ 503,598 | \$ 492,612 | \$ 10,986 |

**MILLE LACS COUNTY
MILACA, MINNESOTA**

***Schedule 1
(Continued)***

**BUDGETARY COMPARISON SCHEDULE
GENERAL FUND
FOR THE YEAR ENDED DECEMBER 31, 2009**

| | <u>Budgeted Amounts</u> | | <u>Actual Amounts</u> | <u>Variance with Final Budget</u> |
|--|-------------------------|----------------------|---------------------------|---------------------------------------|
| | <u>Original</u> | <u>Final</u> | | |
| Expenditures | | | | |
| Current (Continued) | | | | |
| Culture and recreation | | | | |
| Historical society | \$ 7,600 | \$ 7,600 | \$ 7,600 | \$ - |
| Snowmobile trails | - | - | 90,364 | (90,364) |
| Total culture and recreation | \$ 7,600 | \$ 7,600 | \$ 97,964 | \$ (90,364) |
| Conservation of natural resources | | | | |
| County agricultural society | \$ 13,900 | \$ 13,900 | \$ 13,205 | \$ 695 |
| County extension service | 104,325 | 104,325 | 100,674 | 3,651 |
| Soil and water conservation | 84,408 | 84,408 | 61,275 | 23,133 |
| Other conservation | 4,379 | 4,379 | 4,379 | - |
| Total conservation of natural resources | \$ 207,012 | \$ 207,012 | \$ 179,533 | \$ 27,479 |
| Economic development | | | | |
| Community development | \$ 13,200 | \$ 13,200 | \$ 14,000 | \$ (800) |
| Intergovernmental | | | | |
| Culture and recreation | | | | |
| Library | \$ 259,000 | \$ 259,000 | \$ 258,128 | \$ 872 |
| Total Expenditures | \$ 14,081,051 | \$ 14,081,051 | \$ 13,071,744 | \$ 1,009,307 |
| Excess of Revenues Over (Under) | | | | |
| Expenditures | \$ 207,526 | \$ 207,526 | \$ 1,767,839 | \$ 1,560,313 |
| Other Financing Sources (Uses) | | | | |
| Transfers out | \$ - | \$ - | \$ (1,966,813) | \$ (1,966,813) |
| Proceeds from sale of capital assets | - | - | 2,852 | 2,852 |
| Total Other Financing Sources (Uses) | \$ - | \$ - | \$ (1,963,961) | \$ (1,963,961) |
| Net Change in Fund Balance | \$ 207,526 | \$ 207,526 | \$ (196,122) | \$ (403,648) |
| Fund Balance - January 1 | 8,928,590 | 8,928,590 | 8,928,590 | - |
| Fund Balance - December 31 | \$ 9,136,116 | \$ 9,136,116 | \$ 8,732,468 | \$ (403,648) |

**MILLE LACS COUNTY
MILACA, MINNESOTA**

Schedule 2

**BUDGETARY COMPARISON SCHEDULE
ROAD AND BRIDGE SPECIAL REVENUE FUND
FOR THE YEAR ENDED DECEMBER 31, 2009**

| | <u>Budgeted Amounts</u> | | <u>Actual Amounts</u> | <u>Variance with Final Budget</u> |
|--|-------------------------|---------------------|---------------------------|---------------------------------------|
| | <u>Original</u> | <u>Final</u> | | |
| Revenues | | | | |
| Taxes | \$ 1,018,252 | \$ 938,917 | \$ 972,698 | \$ 33,781 |
| Licenses and permits | 5,000 | 5,000 | 9,316 | 4,316 |
| Intergovernmental | 3,790,250 | 3,869,585 | 4,365,804 | 496,219 |
| Charges for services | 37,000 | 37,000 | 74,766 | 37,766 |
| Miscellaneous | 19,500 | 19,500 | 11,704 | (7,796) |
| Total Revenues | \$ 4,870,002 | \$ 4,870,002 | \$ 5,434,288 | \$ 564,286 |
| Expenditures | | | | |
| Current | | | | |
| Highways and streets | | | | |
| Administration | \$ 581,487 | \$ 581,487 | \$ 588,340 | \$ (6,853) |
| Maintenance | 2,344,001 | 2,344,001 | 2,980,740 | (636,739) |
| Construction | 1,328,737 | 1,158,617 | 1,040,711 | 117,906 |
| Equipment maintenance and shop | 704,527 | 704,527 | 534,891 | 169,636 |
| Total highways and streets | \$ 4,958,752 | \$ 4,788,632 | \$ 5,144,682 | \$ (356,050) |
| Intergovernmental | | | | |
| Highways and streets | - | 170,120 | 170,120 | - |
| Total Expenditures | \$ 4,958,752 | \$ 4,958,752 | \$ 5,314,802 | \$ (356,050) |
| Net Change in Fund Balance | \$ (88,750) | \$ (88,750) | \$ 119,486 | \$ 208,236 |
| Fund Balance - January 1 | 2,144,312 | 2,144,312 | 2,144,312 | - |
| Increase (decrease) in reserved for inventories | - | - | 17,275 | 17,275 |
| Fund Balance - December 31 | \$ 2,055,562 | \$ 2,055,562 | \$ 2,281,073 | \$ 225,511 |

**MILLE LACS COUNTY
MILACA, MINNESOTA**

Schedule 3

**BUDGETARY COMPARISON SCHEDULE
FAMILY SERVICES SPECIAL REVENUE FUND
FOR THE YEAR ENDED DECEMBER 31, 2009**

| | <u>Budgeted Amounts</u> | | <u>Actual Amounts</u> | <u>Variance with Final Budget</u> |
|---|-------------------------|---------------------|---------------------------|---------------------------------------|
| | <u>Original</u> | <u>Final</u> | | |
| Revenues | | | | |
| Taxes | \$ 3,430,864 | \$ 3,163,554 | \$ 3,187,568 | \$ 24,014 |
| Intergovernmental | 3,763,882 | 4,031,192 | 4,628,385 | 597,193 |
| Charges for services | 451,900 | 451,900 | 388,469 | (63,431) |
| Gifts and contributions | - | - | 18,983 | 18,983 |
| Miscellaneous | 174,601 | 174,601 | 262,998 | 88,397 |
| Total Revenues | \$ 7,821,247 | \$ 7,821,247 | \$ 8,486,403 | \$ 665,156 |
| Expenditures | | | | |
| Current | | | | |
| Human services | | | | |
| Income maintenance | \$ 1,943,552 | \$ 1,943,552 | \$ 1,836,757 | \$ 106,795 |
| Social services | 6,152,775 | 6,152,775 | 5,273,976 | 878,799 |
| Total Expenditures | \$ 8,096,327 | \$ 8,096,327 | \$ 7,110,733 | \$ 985,594 |
| Excess of Revenues Over (Under) Expenditures | \$ (275,080) | \$ (275,080) | \$ 1,375,670 | \$ 1,650,750 |
| Other Financing Sources (Uses) | | | | |
| Transfers out | - | - | (2,150,000) | (2,150,000) |
| Net Change in Fund Balance | \$ (275,080) | \$ (275,080) | \$ (774,330) | \$ (499,250) |
| Fund Balance - January 1 | 6,323,180 | 6,323,180 | 6,323,180 | - |
| Fund Balance - December 31 | \$ 6,048,100 | \$ 6,048,100 | \$ 5,548,850 | \$ (499,250) |

**MILLE LACS COUNTY
MILACA, MINNESOTA**

Schedule 4

**SCHEDULE OF FUNDING PROGRESS - OTHER POSTEMPLOYMENT BENEFITS
DECEMBER 31, 2009**

| Actuarial Valuation Date | Actuarial Value of Assets (a) | Actuarial Accrued Liability (AAL) (b) | Unfunded Actuarial Accrued Liability (UAAL) (b - a) | Funded Ratio (a/b) | Covered Payroll (c) | UAAL as a Percentage of Covered Payroll ((b - a)/c) |
|-----------------------------|--|---|--|--------------------------|---------------------------|---|
| January 1, 2008 | \$ - | \$ 1,080,490 | \$ 1,080,490 | 0.00% | \$ 9,497,190 | 11.38% |

See Note 4.C. in the notes to the financial statements for additional information regarding the County's other postemployment benefits.

**MILLE LACS COUNTY
MILACA, MINNESOTA**

**NOTES TO THE REQUIRED SUPPLEMENTARY INFORMATION
FOR THE YEAR ENDED DECEMBER 31, 2009**

1. Budgetary Information

Annual budgets are adopted on a basis consistent with generally accepted accounting principles for all governmental funds, except for the Ditch Special Revenue Fund, the Housing and Redevelopment Authority Special Revenue Fund, the Debt Service Fund, and the Capital Projects Fund. All annual appropriations lapse at fiscal year-end unless specifically carried over to the next budget year by Board action.

On or before mid-June of each year, all departments and agencies submit requests for appropriations to the County Auditor/Treasurer so that a budget can be prepared. Before October 31, the proposed budget is presented to the County Board for review. The Board holds public hearings, and a final budget must be prepared and adopted no later than December 31.

The appropriated budget is prepared by fund, function, and department. The County's department heads may make transfers of appropriations within a department. Transfers of appropriations between departments require approval of the County Board. The legal level of budgetary control (the level at which expenditures may not legally exceed appropriations) is the function level.

Encumbrance accounting is employed in governmental funds. Encumbrances (such as purchase orders or contracts) outstanding at year-end are reported as reservations of fund balances and do not constitute expenditures or liabilities because the commitments will be reapportioned and honored during the subsequent year.

2. Excess of Expenditures Over Appropriations

The following major governmental funds had expenditures in excess of budget at the function level for the year ended December 31, 2009:

| | <u>Expenditures</u> | <u>Final Budget</u> | <u>Excess</u> |
|--------------------------------------|---------------------|---------------------|---------------|
| General Fund | | | |
| Current | | | |
| Sanitation | \$ 126,550 | \$ 125,010 | \$ 1,540 |
| Culture and recreation | 97,964 | 7,600 | 90,364 |
| Economic development | 14,000 | 13,200 | 800 |
| Road and Bridge Special Revenue Fund | | | |
| Current | | | |
| Highways and streets | 5,144,682 | 4,788,632 | 356,050 |

**MILLE LACS COUNTY
MILACA, MINNESOTA**

3. Other Postemployment Benefits Funding Status

Beginning in 2008, Mille Lacs County implemented Governmental Accounting Standards Board Statement No. 45, *Accounting and Financial Reporting by Employers for Postemployment Benefits Other Than Pensions*. Since the County has not irrevocably deposited funds in a trust for future health benefits, the actuarial value of the assets is zero. Currently, only one year's worth of data is available. Future notes will provide additional trend analysis to meet the three-year funding status requirement as it becomes available.

SUPPLEMENTARY INFORMATION

This page was left blank intentionally.

COMBINING AND INDIVIDUAL FUND FINANCIAL STATEMENTS

This page was left blank intentionally.

**MILLE LACS COUNTY
MILACA, MINNESOTA**

NONMAJOR GOVERNMENTAL FUNDS

SPECIAL REVENUE FUNDS

Ditch - to account for the financing of County ditch construction and repairs deemed to benefit the properties against which special assessments are levied.

Community Health Services - to account for Mille Lacs and Isanti Counties' Cooperative Community Health Services. Financing is provided by a state grant.

Housing and Redevelopment Authority - to account for the activities of the Mille Lacs County Housing and Redevelopment Authority. Financing is provided by property taxes.

This page was left blank intentionally.

**MILLE LACS COUNTY
MILACA, MINNESOTA**

Statement 1

**COMBINING BALANCE SHEET
NONMAJOR GOVERNMENTAL FUNDS
DECEMBER 31, 2009**

| | Special Revenue Funds | | | Total |
|---|-----------------------|---------------------------------|---|-------------------|
| | Ditch | Community Health Services | Housing and Redevelopment Authority | |
| <u>Assets</u> | | | | |
| Cash and pooled investments | \$ 32,665 | \$ 97,176 | \$ 10,237 | \$ 140,078 |
| | | | | |
| <u>Liabilities and Fund Balances</u> | | | | |
| Liabilities | | | | |
| Accounts payable | \$ - | \$ 815 | \$ - | \$ 815 |
| Salaries payable | - | 2,345 | - | 2,345 |
| Due to other governments | - | 54 | - | 54 |
| Advances from other funds | 12,800 | - | - | 12,800 |
| Total Liabilities | \$ 12,800 | \$ 3,214 | \$ - | \$ 16,014 |
| | | | | |
| Fund Balances | | | | |
| Unreserved | | | | |
| Undesignated | 19,865 | 93,962 | 10,237 | 124,064 |
| Total Liabilities and Fund Balances | \$ 32,665 | \$ 97,176 | \$ 10,237 | \$ 140,078 |

**MILLE LACS COUNTY
MILACA, MINNESOTA**

Statement 2

**COMBINING STATEMENT OF REVENUES, EXPENDITURES, AND CHANGES IN FUND BALANCE
NONMAJOR GOVERNMENTAL FUNDS
FOR THE YEAR ENDED DECEMBER 31, 2009**

| | Special Revenue Funds | | | Total |
|-----------------------------------|------------------------------|--|--|-------------------|
| | Ditch | Community Health Services | Housing and Redevelopment Authority | |
| Revenues | | | | |
| Taxes | \$ - | \$ - | \$ 10,591 | \$ 10,591 |
| Special assessments | 11,204 | - | - | 11,204 |
| Intergovernmental | - | 126,396 | - | 126,396 |
| Charges for services | - | 21,026 | - | 21,026 |
| Miscellaneous | - | 2,369 | - | 2,369 |
| Total Revenues | \$ 11,204 | \$ 149,791 | \$ 10,591 | \$ 171,586 |
| Expenditures | | | | |
| Current | | | | |
| Health | \$ - | \$ 108,982 | \$ - | \$ 108,982 |
| Conservation of natural resources | 31,811 | - | - | 31,811 |
| Economic development | - | - | 10,591 | 10,591 |
| Total Expenditures | \$ 31,811 | \$ 108,982 | \$ 10,591 | \$ 151,384 |
| Net Change in Fund Balance | \$ (20,607) | \$ 40,809 | \$ - | \$ 20,202 |
| Fund Balance - January 1 | 40,472 | 53,153 | 10,237 | 103,862 |
| Fund Balance - December 31 | \$ 19,865 | \$ 93,962 | \$ 10,237 | \$ 124,064 |

**MILLE LACS COUNTY
MILACA, MINNESOTA**

Schedule 5

**BUDGETARY COMPARISON SCHEDULE
COMMUNITY HEALTH SERVICES SPECIAL REVENUE FUND
FOR THE YEAR ENDED DECEMBER 31, 2009**

| | <u>Budgeted Amounts</u> | | <u>Actual Amounts</u> | <u>Variance with Final Budget</u> |
|-----------------------------------|-------------------------|-------------------|---------------------------|---------------------------------------|
| | <u>Original</u> | <u>Final</u> | | |
| Revenues | | | | |
| Intergovernmental | \$ 205,627 | \$ 205,627 | \$ 126,396 | \$ (79,231) |
| Charges for services | - | - | 21,026 | 21,026 |
| Miscellaneous | - | - | 2,369 | 2,369 |
| Total Revenues | \$ 205,627 | \$ 205,627 | \$ 149,791 | \$ (55,836) |
| Expenditures | | | | |
| Current | | | | |
| Health | | | | |
| Community health services | \$ 168,364 | \$ 168,364 | \$ 52,577 | \$ 115,787 |
| Maternal child health | 29,463 | 29,463 | 56,405 | (26,942) |
| Total Expenditures | \$ 197,827 | \$ 197,827 | \$ 108,982 | \$ 88,845 |
| Net Change in Fund Balance | \$ 7,800 | \$ 7,800 | \$ 40,809 | \$ 33,009 |
| Fund Balance - January 1 | 53,153 | 53,153 | 53,153 | - |
| Fund Balance - December 31 | \$ 60,953 | \$ 60,953 | \$ 93,962 | \$ 33,009 |

This page was left blank intentionally.

**MILLE LACS COUNTY
MILACA, MINNESOTA**

FIDUCIARY FUNDS

AGENCY FUNDS

Region Seven - to account for the funds collected by the County and disbursed to the Region Seven East Development Commission.

School Districts - to account for the school districts' share of taxes collected by the County.

State Agency - to account for the receipt and remittance of funds collected for the State of Minnesota and other local units of government.

Taxes and Penalties - to account for collection of real estate taxes and forfeited tax sale proceeds and their payment to various taxing districts.

County Agency - to account for the collection and remittance of funds for the employee flexible spending account plan and employee dental insurance.

Towns and Cities - to account for the collection and payment of taxes due to towns and cities.

North Central Drug Task Force - to account for the receipts and disbursements of the North Central Drug Task Force.

Family Ties - to account for the receipts and disbursements of the Family Ties Collaborative.

This page was left blank intentionally.

**MILLE LACS COUNTY
MILACA, MINNESOTA**

Statement 3

**COMBINING STATEMENT OF CHANGES IN ASSETS AND LIABILITIES
ALL AGENCY FUNDS
FOR THE YEAR ENDED DECEMBER 31, 2009**

| | Balance January 1 | Additions | Deductions | Balance December 31 |
|------------------------------------|------------------------------|------------------|-------------------|--------------------------------|
| <u>REGION SEVEN</u> | | | | |
| <u>Assets</u> | | | | |
| Cash and pooled investments | \$ - | \$ 32,537 | \$ 32,537 | \$ - |
| <u>Liabilities</u> | | | | |
| Due to other governments | \$ - | \$ 32,537 | \$ 32,537 | \$ - |
| <u>SCHOOL DISTRICTS</u> | | | | |
| <u>Assets</u> | | | | |
| Cash and pooled investments | \$ - | \$ 4,981,513 | \$ 4,981,513 | \$ - |
| <u>Liabilities</u> | | | | |
| Due to other governments | \$ - | \$ 4,981,513 | \$ 4,981,513 | \$ - |
| <u>STATE AGENCY</u> | | | | |
| <u>Assets</u> | | | | |
| Cash and pooled investments | \$ 426 | \$ 1,702,659 | \$ 1,702,267 | \$ 818 |
| <u>Liabilities</u> | | | | |
| Due to other governments | \$ 426 | \$ 1,702,659 | \$ 1,702,267 | \$ 818 |

**MILLE LACS COUNTY
MILACA, MINNESOTA**

*Statement 3
(Continued)*

**COMBINING STATEMENT OF CHANGES IN ASSETS AND LIABILITIES
ALL AGENCY FUNDS
FOR THE YEAR ENDED DECEMBER 31, 2009**

| | <u>Balance January 1</u> | <u>Additions</u> | <u>Deductions</u> | <u>Balance December 31</u> |
|------------------------------------|------------------------------|----------------------|----------------------|--------------------------------|
| <u>TAXES AND PENALTIES</u> | | | | |
| <u>Assets</u> | | | | |
| Cash and pooled investments | \$ <u>321,482</u> | \$ <u>30,030,310</u> | \$ <u>30,004,340</u> | \$ <u>347,452</u> |
| <u>Liabilities</u> | | | | |
| Due to other governments | \$ <u>321,482</u> | \$ <u>30,030,310</u> | \$ <u>30,004,340</u> | \$ <u>347,452</u> |
| <u>COUNTY AGENCY</u> | | | | |
| <u>Assets</u> | | | | |
| Cash and pooled investments | \$ <u>10,478</u> | \$ <u>2,244,045</u> | \$ <u>2,117,132</u> | \$ <u>137,391</u> |
| <u>Liabilities</u> | | | | |
| Due to other governments | \$ <u>10,478</u> | \$ <u>2,244,045</u> | \$ <u>2,117,132</u> | \$ <u>137,391</u> |
| <u>TOWNS AND CITIES</u> | | | | |
| <u>Assets</u> | | | | |
| Cash and pooled investments | \$ <u>-</u> | \$ <u>6,481,284</u> | \$ <u>6,481,284</u> | \$ <u>-</u> |
| <u>Liabilities</u> | | | | |
| Due to other governments | \$ <u>-</u> | \$ <u>6,481,284</u> | \$ <u>6,481,284</u> | \$ <u>-</u> |

**MILLE LACS COUNTY
MILACA, MINNESOTA**

*Statement 3
(Continued)*

**COMBINING STATEMENT OF CHANGES IN ASSETS AND LIABILITIES
ALL AGENCY FUNDS
FOR THE YEAR ENDED DECEMBER 31, 2009**

| | Balance January 1 | Additions | Deductions | Balance December 31 |
|---|------------------------------|-------------------|-------------------|--------------------------------|
| <u>NORTH CENTRAL DRUG TASK FORCE</u> | | | | |
| <u>Assets</u> | | | | |
| Cash and pooled investments | \$ <u>81,598</u> | \$ <u>22,222</u> | \$ <u>31,011</u> | \$ <u>72,809</u> |
| <u>Liabilities</u> | | | | |
| Due to other governments | \$ <u>81,598</u> | \$ <u>22,222</u> | \$ <u>31,011</u> | \$ <u>72,809</u> |
| <u>FAMILY TIES</u> | | | | |
| <u>Assets</u> | | | | |
| Cash and pooled investments | \$ <u>387,824</u> | \$ <u>287,629</u> | \$ <u>304,196</u> | \$ <u>371,257</u> |
| <u>Liabilities</u> | | | | |
| Due to other governments | \$ <u>387,824</u> | \$ <u>287,629</u> | \$ <u>304,196</u> | \$ <u>371,257</u> |
| <u>TOTAL ALL AGENCY FUNDS</u> | | | | |
| <u>Assets</u> | | | | |
| Cash and pooled investments | \$ <u>-</u> | \$ <u>-</u> | \$ <u>-</u> | \$ <u>-</u> |
| <u>Liabilities</u> | | | | |
| Due to other governments | \$ <u>-</u> | \$ <u>-</u> | \$ <u>-</u> | \$ <u>-</u> |

This page was left blank intentionally.

OTHER SCHEDULES

This page was left blank intentionally.

**MILLE LACS COUNTY
MILACA, MINNESOTA**

Schedule 6

**BALANCE SHEET - BY DITCH
DITCH SPECIAL REVENUE FUND
DECEMBER 31, 2009**

| | <u>Assets</u> | <u>Liabilities</u> | | |
|---------------------|-------------------------|-------------------------|-------------------------|-------------------------|
| | <u>Cash and Pooled</u> | <u>Advances</u> | <u>Fund</u> | <u>Total</u> |
| | <u>Investments</u> | <u>From</u> | <u>Balance</u> | <u>Liabilities and</u> |
| | | <u>Other Funds</u> | <u>Undesignated</u> | <u>Fund Balance</u> |
| County Ditch | | | | |
| 2 | \$ 2,136 | \$ - | \$ 2,136 | \$ 2,136 |
| 3 | 7,402 | - | 7,402 | 7,402 |
| 4 | 6,402 | 12,800 | (6,398) | 6,402 |
| 5 | 5,655 | - | 5,655 | 5,655 |
| 14 | 11,070 | - | 11,070 | 11,070 |
| | <u>11,070</u> | <u>-</u> | <u>11,070</u> | <u>11,070</u> |
| Total | <u>\$ 32,665</u> | <u>\$ 12,800</u> | <u>\$ 19,865</u> | <u>\$ 32,665</u> |

**MILLE LACS COUNTY
MILACA, MINNESOTA**

Schedule 7

**SCHEDULE OF INTERGOVERNMENTAL REVENUE
FOR THE YEAR ENDED DECEMBER 31, 2009**

Shared Revenue

State

| | | |
|-------------------------|----|-----------|
| Highway users tax | \$ | 3,334,644 |
| County program aid | | 1,281,642 |
| PERA rate reimbursement | | 30,786 |
| Disparity reduction aid | | 24,714 |
| Police aid | | 158,652 |
| Indian casino aid | | 51,375 |
| Enhanced 911 | | 99,331 |
| Market value credit | | 1,161,057 |
| | | 1,161,057 |

Total shared revenue **\$ 6,142,201**

Reimbursement for Services

State

| | | |
|--|----|---------|
| Minnesota Department of Human Services | \$ | 979,594 |
| | | 979,594 |

Payments

Local

| | | |
|---------------------------|----|---------|
| Other | \$ | 51,023 |
| Local contributions | | 35,942 |
| Payments in lieu of taxes | | 175,128 |
| | | 175,128 |

Total payments **\$ 262,093**

Grants

State

| | | |
|--|----|-----------|
| Minnesota Department/Board of | | |
| Public Safety | \$ | 158,758 |
| Health | | 126,267 |
| Natural Resources | | 108,138 |
| Human Services | | 1,265,544 |
| Veterans Affairs | | 71,903 |
| Corrections | | 215,304 |
| Transportation | | 487,068 |
| Secretary of State | | 1,250 |
| Water and Soil Resources | | 761 |
| Peace Officer Standards and Training Board | | 9,910 |
| Pollution Control Agency | | 62,623 |
| | | 62,623 |

Total state **\$ 2,507,526**

Federal

| | | |
|---------------------------|----|-----------|
| Department of | | |
| Agriculture | \$ | 275,780 |
| Transportation | | 391,421 |
| Health and Human Services | | 1,925,928 |
| Homeland Security | | 30,686 |
| | | 30,686 |

Total federal **\$ 2,623,815**

Total state and federal grants **\$ 5,131,341**

Total Intergovernmental Revenue **\$ 12,515,229**

This page was left blank intentionally.

MILLE LACS COUNTY
MILACA, MINNESOTA

Schedule 8

SCHEDULE OF FINDINGS AND QUESTIONED COSTS
FOR THE YEAR ENDED DECEMBER 31, 2009

I. SUMMARY OF AUDITOR'S RESULTS

- A. Our report expresses unqualified opinions on the basic financial statements of Mille Lacs County.
- B. Deficiencies in internal control were disclosed by the audit of financial statements of Mille Lacs County and are reported in the "Report on Internal Control Over Financial Reporting and on Compliance and Other Matters Based on an Audit of Financial Statements Performed in Accordance with *Government Auditing Standards*." None were material weaknesses.
- C. No instances of noncompliance material to the financial statements of Mille Lacs County were disclosed during the audit.
- D. No matters involving internal control over compliance relating to the audit of the major federal award programs were reported in the "Report on Compliance with Requirements Applicable to Each Major Program and Internal Control Over Compliance in Accordance with OMB Circular A-133."
- E. The Auditor's Report on Compliance for the major federal award programs for Mille Lacs County expresses an unqualified opinion.
- F. No findings were disclosed that are required to be reported in accordance with Section 510(a) of OMB Circular A-133.
- G. The major programs are:

| | |
|---|--------------|
| State Administrative Matching Grants for the Supplemental Nutrition Assistance Program (SNAP) Cluster | |
| State Administrative Matching Grants for SNAP | CFDA #10.561 |
| State Administrative Matching Grants for SNAP - ARRA | CFDA #10.561 |
| Highway Planning and Construction | CFDA #20.205 |
| Child Support Enforcement Cluster | |
| Child Support Enforcement | CFDA #93.563 |
| Child Support Enforcement - ARRA | CFDA #93.563 |
| Medical Assistance Program | CFDA #93.778 |

H. The threshold for distinguishing between Types A and B programs was \$300,000.

I. Mille Lacs County was not determined to be a low-risk auditee.

II. FINDINGS RELATED TO FINANCIAL STATEMENTS AUDITED IN ACCORDANCE WITH *GOVERNMENT AUDITING STANDARDS*

INTERNAL CONTROL

PREVIOUSLY REPORTED ITEMS NOT RESOLVED

96-1 Departmental Internal Accounting Control

Due to the limited number of office personnel within the various County offices, segregation of the accounting functions necessary to ensure adequate internal accounting control is not possible. In some offices, there may be only one employee to receive and account for departmental collections. This is not unusual in small departmental situations; however, the County's management should constantly be aware of this condition and realize that the concentration of duties and responsibilities in a limited number of individuals is not desirable from an accounting point of view.

Examples of incompatible duties that should be performed by separate individuals are:

- receipting collections, posting collections to registers, and making bank deposits;
- signing checks and reconciling the bank accounts;
- receipting collections and posting collections to the accounts receivable records;
- approving receivable write-offs/write-downs and posting adjustments to the accounts receivable records; and
- data entry, adjusting accounting codes, and reviewing the monthly detailed report of receipts and disbursements for accuracy.

Some procedures the County's management may wish to consider to strengthen controls in these offices include:

- Departmental collections should be remitted to the County Auditor/Treasurer more frequently than once each month, perhaps weekly or even daily, to reduce the amount of funds on hand.
- Department heads should monitor operations within their offices to determine that reports are submitted properly and are in agreement with cash balances and grant expenditures.
- When an office has only a department head and one other employee, the department head should perform some of the accounting functions.

We recommend that County management be aware of the lack of segregation of the accounting functions and implement oversight procedures to ensure that adequate controls are in place over cash, receivables, and other items.

Client's Response:

Policies and procedures have been reviewed and written over the last year. Internal controls were examined and documented to further segregate duties and to make all involved aware of their importance. Program access has been reviewed and limited to only those programs necessary to perform each person's duties. Management is aware of and monitoring as much as practical the issue of internal controls.

02-1 Preparation of Financial Statements

Mille Lacs County is required to prepare financial statements in accordance with generally accepted accounting principles (GAAP). The preparation of the financial statements is the responsibility of the County's management. Financial statement preparation in accordance with GAAP requires internal controls over both: (1) recording, processing, and summarizing accounting data (maintaining internal books and records); and (2) preparing and reporting appropriate government-wide and fund financial statements, including the related notes to the financial statements.

Mille Lacs County has established controls and procedures for the recording, processing, and summarizing of its accounting data used in the preparation of its financial statements.

As is the case with many small and medium-sized entities, the County has relied on its independent external auditors to assist in the preparation of the basic financial statements, including notes to the financial statements, as part of its external financial reporting process. Accordingly, the County's ability to prepare financial statements in accordance with GAAP is based, at least in part, on its reliance on its external auditors, who cannot by definition be considered part of the government's internal control. This condition was caused by the County's decision that it is more cost effective to have its auditors prepare its annual basic financial statements than to incur the time and expense of obtaining the necessary training and expertise required to prepare the financial statements internally. As a result of this condition, the government lacks internal control over the preparation and reporting of financial statements in accordance with GAAP.

We recommend Mille Lacs County obtain the training and expertise to internally prepare its annual financial statements in accordance with GAAP. If Mille Lacs County still intends to have staff from the Office of the State Auditor assist in preparation then, at a minimum, it must identify and train individuals to obtain the expertise that can sufficiently review, understand, and approve the County's financial statements, including notes.

Client's Response:

Mille Lacs County continues to strive to provide more of the information necessary for the completion of the financial statements; to further assist the state audit team; to obtain the knowledge to review, understand, and approve the County financial statements and notes; and to make steps toward the actual completion of the financial statements.

PREVIOUSLY REPORTED ITEMS RESOLVED

Disaster Recovery/Business Continuity Plan (04-1)

Mille Lacs County did not have an updated disaster recovery plan for its computer operations. The disaster recovery plan could be a component of a more comprehensive business continuity plan, which would detail the measures to be taken in the event of a natural or other disaster.

Resolution

Mille Lacs County has adopted Computer Professionals Unlimited, Inc.'s, (CPUI) in-house disaster recovery plan.

Payroll (07-1)

Authorization for Mille Lacs County payroll changes such as hires, promotions, and pay increases, is initiated in the County Administrator's Office. Notification of changes to be made is sent to the payroll clerk in the Auditor/Treasurer's Office. The payroll clerk inputs the changes to the master file of the payroll system in addition to processing payroll. During previous audits, we noted that no review was being performed to verify that all changes to the payroll master file were authorized.

Resolution

As of September 2009, there is a "Print Employee Changes" report option available on the payroll system. The Personnel Director in the Administrative Services Office prints and reviews this report against Personnel Action Forms generated during the period under review.

Controls Over Journal Entries (07-2)

Mille Lacs County limits access to the journal entry function to certain County employees. During previous audits, we noted that the employees with access to the journal entry function could both create and post journal entries without review or approval by a second person.

Resolution

Mille Lacs County has taken steps to tighten its controls over journal entries. Policies and procedures have been written and were approved by the County Board on July 28, 2009. The Administrative Services Office has reviewed who has access to the journal entry program and has limited it to only those employees requiring it to complete their job.

Information System Risk Management (08-1)

Mille Lacs County contracts with CPUI, a service organization, to provide computer hardware for hosting the County's applications; processing of accounting transactions of other data; daily, weekly, and full system backups of applications and processed data; and disaster recovery planning for continued operations. During our site visit to CPUI, we noted that computers were not located in a restricted area away from public view. The computers were in an unlocked cage. Daily backup tapes for information processed Monday through Thursday were kept onsite in a locked metal cabinet; however, the cabinet was not designed to protect the tapes from the heat that would be generated in the event of a fire. One fire extinguisher was observed in the office. Weekly and full system backup information was kept at an offsite location.

Resolution

CPUI now has a Sentry Safe that protects up to 1,700 degrees. If necessary, the safe could be extracted through a nearby window in the event of a fire. In addition, the CPUI office now has two fire extinguishers, and computers are maintained in a locked storage room overnight. The County has adopted a policy to annually monitor internal controls at CPUI and review its disaster recovery plan.

III. FINDINGS AND QUESTIONED COSTS FOR FEDERAL AWARD PROGRAMS

None.

IV. OTHER FINDINGS AND RECOMMENDATIONS

A. MINNESOTA LEGAL COMPLIANCE

PREVIOUSLY REPORTED ITEM RESOLVED

Compliance with Financial Institutions Reform, Recovery, and Enforcement Act (FIRREA) of 1989 (07-5)

For one of the three depository banks, the County did not have documentation demonstrating that it had perfected security interest in pledged collateral in compliance with FIRREA. A 1992 U.S. Court of Appeals decision stated that, if a municipality fails to perfect a security interest under federal law, its right to such collateral in the event of the bank's default is not enforceable.

Resolution

The County Auditor/Treasurer provided us with the required documents showing a perfected security interest.

B. OTHER ITEM FOR CONSIDERATION

GASB Statement 54

The Governmental Accounting Standards Board (GASB) recently issued Statement No. 54, *Fund Balance Reporting and Governmental Fund Type Definitions*. The intention of this standard is to enhance the usefulness of information included in the financial report about fund balance through clearer fund balance classifications that can be more consistently applied, as well as to clarify existing governmental fund type definitions.

Fund Balance Reporting

Statement 54 establishes new fund balance classifications based on constraints imposed on how resources can be spent. The existing components of fund balance reserved, unreserved, designated, and undesignated are being replaced by nonspendable, restricted, committed, assigned, and unassigned as defined below:

- *Nonspendable* - amounts that cannot be spent because they are either not spendable form (for example, inventory or prepaid items) or legally or contractually required to be maintained intact (such as corpus of a permanent fund).
- *Restricted* - amounts that can be spent only for specific purposes stipulated by constitution, external resource providers, or through enabling legislation.
- *Committed* - amounts that can be used only for specific purposes determined by a formal action of a government's highest level of decision-making authority.
- *Assigned* - amounts a government intends to use for a specific purpose that do not meet the criteria to be classified as restricted or committed.
- *Unassigned* - spendable amounts not contained in the other classifications.

Governmental Fund Type Definitions

The definitions of the general fund, special revenue fund type, capital projects fund type, debt service fund type, and permanent fund type are clarified in Statement 54. Interpretations of certain terms within the definition of the special revenue fund type have been provided and, for some governments, those interpretations may affect the activities they choose to report in those funds. The capital projects fund type definition also was clarified for better alignment with the needs of preparers and users. Definitions of other governmental fund types also have been modified for clarity and consistency.

The requirements of GASB Statement 54 are effective for the County for the year ending December 31, 2011.

This page was left blank intentionally.



REBECCA OTTO
STATE AUDITOR

STATE OF MINNESOTA OFFICE OF THE STATE AUDITOR

SUITE 500
525 PARK STREET
SAINT PAUL, MN 55103-2139

(651) 296-2551 (Voice)
(651) 296-4755 (Fax)
state.auditor@state.mn.us (E-mail)
1-800-627-3529 (Relay Service)

REPORT ON INTERNAL CONTROL OVER FINANCIAL REPORTING AND ON COMPLIANCE AND OTHER MATTERS BASED ON AN AUDIT OF FINANCIAL STATEMENTS PERFORMED IN ACCORDANCE WITH *GOVERNMENT AUDITING STANDARDS*

Board of County Commissioners
Mille Lacs County

We have audited the financial statements of the governmental activities, each major fund, and the aggregate remaining fund information of Mille Lacs County as of and for the year ended December 31, 2009, which collectively comprise the County's basic financial statements, and have issued our report thereon dated September 28, 2010. We conducted our audit in accordance with auditing standards generally accepted in the United States of America and the standards applicable to financial audits contained in *Government Auditing Standards*, issued by the Comptroller General of the United States.

Internal Control Over Financial Reporting

In planning and performing our audit, we considered Mille Lacs County's internal control over financial reporting as a basis for designing our auditing procedures for the purpose of expressing our opinions on the financial statements, but not for the purpose of expressing an opinion on the effectiveness of the County's internal control over financial reporting. Accordingly, we do not express an opinion on the effectiveness of the County's internal control over financial reporting.

A deficiency in internal control over financial reporting exists when the design or operation of a control does not allow management or employees, in the normal course of performing their assigned functions, to prevent, or detect and correct, misstatements on a timely basis. A material weakness is a deficiency, or combination of deficiencies, in internal control over financial reporting such that there is a reasonable possibility that a material misstatement of the County's financial statements will not be prevented, or detected and corrected, on a timely basis.

Our consideration of internal control over financial reporting was for the limited purpose described in the first paragraph of this section and was not designed to identify all deficiencies in internal control over financial reporting that might be deficiencies, significant deficiencies, or material weaknesses. We did not identify any deficiencies in internal control over financial reporting that we consider to be material weaknesses as defined above. However, we identified certain deficiencies in internal control over financial reporting, described in the Schedule of Findings and Questioned Costs as items 96-1 and 02-1, that we consider to be significant deficiencies in internal control over financial reporting. A significant deficiency is a deficiency, or combination of deficiencies, in internal control over financial reporting that is less severe than a material weakness, yet important enough to merit attention by those charged with governance.

Compliance and Other Matters

As part of obtaining reasonable assurance about whether Mille Lacs County's financial statements are free of material misstatement, we performed tests of its compliance with certain provisions of laws, regulations, contracts, and grant agreements, noncompliance with which could have a direct and material effect on the determination of financial statement amounts. However, providing an opinion on compliance with those provisions was not an objective of our audit and, accordingly, we do not express such an opinion. The results of our tests disclosed no instances of noncompliance or other matters that are required to be reported under *Government Auditing Standards*.

Minnesota Legal Compliance

We conducted our audit in accordance with auditing standards generally accepted in the United States of America and the provisions of the *Minnesota Legal Compliance Audit Guide for Local Government*, promulgated by the State Auditor pursuant to Minn. Stat. § 6.65. Accordingly, the audit included such tests of the accounting records and such other auditing procedures as we considered necessary in the circumstances.

The *Minnesota Legal Compliance Audit Guide for Local Government* contains seven categories of compliance to be tested: contracting and bidding, deposits and investments, conflicts of interest, public indebtedness, claims and disbursements, miscellaneous provisions, and tax increment financing. Our study included all of the listed categories, except that we did not test for compliance in tax increment financing because the County does not have any tax increment financing districts of its own.

The results of our tests indicate that, for the items tested, Mille Lacs County complied with the material terms and conditions of applicable legal provisions.

Also included in the Schedule of Findings and Questioned Costs is an other item for consideration. We believe this information to be of benefit to the County, and it is reported for that purpose.

Mille Lacs County's written responses to the internal control findings identified in our audit have been included in the Schedule of Findings and Questioned Costs. We did not audit the County's responses and, accordingly, we express no opinion on them.

This report is intended solely for the information and use of the Board of County Commissioners, management, others within Mille Lacs County, and federal awarding agencies and pass-through entities and is not intended to be, and should not be, used by anyone other than those specified parties.

/s/Rebecca Otto

REBECCA OTTO
STATE AUDITOR

/s/Greg Hierlinger

GREG HIERLINGER, CPA
DEPUTY STATE AUDITOR

September 28, 2010

This page was left blank intentionally.



REBECCA OTTO
STATE AUDITOR

STATE OF MINNESOTA OFFICE OF THE STATE AUDITOR

SUITE 500
525 PARK STREET
SAINT PAUL, MN 55103-2139

(651) 296-2551 (Voice)
(651) 296-4755 (Fax)
state.auditor@state.mn.us (E-mail)
1-800-627-3529 (Relay Service)

REPORT ON COMPLIANCE WITH REQUIREMENTS APPLICABLE TO EACH MAJOR PROGRAM AND INTERNAL CONTROL OVER COMPLIANCE IN ACCORDANCE WITH OMB CIRCULAR A-133

Board of County Commissioners
Mille Lacs County

Compliance

We have audited the compliance of Mille Lacs County with the types of compliance requirements described in the U.S. Office of Management and Budget (OMB) *Circular A-133 Compliance Supplement* that are applicable to each of its major federal programs for the year ended December 31, 2009. Mille Lacs County's major federal programs are identified in the Summary of Auditor's Results section of the accompanying Schedule of Findings and Questioned Costs. Compliance with the requirements of laws, regulations, contracts, and grants applicable to each of its major federal programs is the responsibility of the County's management. Our responsibility is to express an opinion on the County's compliance based on our audit.

We conducted our audit of compliance in accordance with auditing standards generally accepted in the United States of America; the standards applicable to financial audits contained in *Government Auditing Standards*, issued by the Comptroller General of the United States; and OMB Circular A-133, *Audits of States, Local Governments, and Non-Profit Organizations*. Those standards and OMB Circular A-133 require that we plan and perform the audit to obtain reasonable assurance about whether noncompliance with the types of compliance requirements referred to above that could have a direct and material effect on a major federal program occurred. An audit includes examining, on a test basis, evidence about Mille Lacs County's compliance with those requirements and performing such other procedures as we considered necessary in the circumstances. We believe that our audit provides a reasonable basis for our opinion. Our audit does not provide a legal determination on the County's compliance with those requirements.

In our opinion, Mille Lacs County complied, in all material respects, with the requirements referred to above that are applicable to each of its major federal programs for the year ended December 31, 2009.

Internal Control Over Compliance

Management of Mille Lacs County is responsible for establishing and maintaining effective internal control over compliance with requirements of laws, regulations, contracts, and grants applicable to federal programs. In planning and performing our audit, we considered the County's internal control over compliance with requirements that could have a direct and material effect on a major federal program in order to determine our auditing procedures for the purpose of expressing our opinion on compliance and to test and report on internal control over compliance in accordance with OMB Circular A-133, but not for the purpose of expressing an opinion on the effectiveness of internal control over compliance. Accordingly, we do not express an opinion on the effectiveness of the County's internal control over compliance.

A deficiency in internal control over compliance exists when the design or operation of a control over compliance does not allow management or employees, in the normal course of performing their assigned functions, to prevent, or detect and correct, noncompliance with a type of compliance requirement of a federal program on a timely basis. A material weakness in internal control over compliance is a deficiency, or combination of deficiencies, in internal control over compliance, such that there is a reasonable possibility that material noncompliance with a type of compliance requirement of a federal program will not be prevented, or detected and corrected, on a timely basis.

Our consideration of the internal control over compliance was for the limited purpose described in the first paragraph of this section and was not designed to identify all deficiencies in internal control over compliance that might be deficiencies, significant deficiencies, or material weaknesses. We did not identify any deficiencies in internal control over compliance that we consider to be material weaknesses, as defined above.

Schedule of Expenditures of Federal Awards

We have audited the financial statements of the governmental activities, each major fund, and the aggregate remaining fund information of Mille Lacs County as of and for the year ended December 31, 2009, which collectively comprise the County's basic financial statements, and have issued our report thereon dated September 28, 2010. Our audit was performed for the purpose of forming opinions on Mille Lacs County's financial statements that collectively comprise the County's basic financial statements. The accompanying Schedule of Expenditures of Federal Awards is presented for purposes of additional analysis as required by OMB Circular A-133 and is not a required part of the basic financial statements. Such information has been subjected to the auditing procedures applied in the audit of the basic financial statements and, in our opinion, is fairly stated in all material respects in relation to the basic financial statements taken as a whole.

This report is intended solely for the information and use of the Board of County Commissioners, management and others within the County, and federal awarding agencies and pass-through entities and is not intended to be, and should not be, used by anyone other than those specified parties.

/s/Rebecca Otto

REBECCA OTTO
STATE AUDITOR

September 28, 2010

/s/Greg Hierlinger

GREG HIERLINGER, CPA
DEPUTY STATE AUDITOR

This page was left blank intentionally.

**MILLE LACS COUNTY
MILACA, MINNESOTA**

Schedule 9

**SCHEDULE OF EXPENDITURES OF FEDERAL AWARDS
FOR THE YEAR ENDED DECEMBER 31, 2009**

| Federal Grantor Pass-Through Agency Grant Program Title | Federal CFDA Number | Expenditures |
|---|------------------------------------|--------------------------|
| U.S. Department of Agriculture | | |
| Passed Through Minnesota Department of Health Special Supplemental Nutrition Program for Women, Infants, and Children | 10.557 | \$ 124,552 |
| Passed Through Minnesota Department of Human Services State Administrative Matching Grants for the Supplemental Nutrition Assistance Program (SNAP) Cluster | 10.561 | 145,893 |
| State Administrative Matching Grants for SNAP | 10.561 | 5,335 |
| State Administrative Matching Grants for SNAP - ARRA | | <u>5,335</u> |
| Total U.S. Department of Agriculture | | <u>\$ 275,780</u> |
| U.S. Department of Transportation | | |
| Passed Through Minnesota Department of Transportation Highway Planning and Construction | 20.205 | \$ 310,209 |
| Passed Through Minnesota Department of Public Safety State and Community Highway Safety | 20.600 | 33,950 |
| Total U.S. Department of Transportation | | <u>\$ 344,159</u> |
| U.S. Department of Health and Human Services | | |
| Passed Through Minnesota Department of Health Centers for Disease Control and Prevention - Investigations and Technical Assistance | 93.283 | \$ 15,096 |
| Temporary Assistance for Needy Families | 93.558 | 81,366 |
| Maternal and Child Health Services Block Grant to the States | 93.994 | 33,106 |
| Passed Through Minnesota Department of Human Services Promoting Safe and Stable Families | 93.556 | 14,821 |
| Temporary Assistance for Needy Families Child Care and Development Cluster | 93.558 | 341,574 |
| Child Care and Development Block Grant | 93.575 | 3,749 |
| Child Care Mandatory and Matching Funds of the Child Care and Development Fund | 93.596 | 13,539 |
| Child Support Enforcement Cluster Child Support Enforcement | 93.563 | 389,545 |
| Child Support Enforcement - ARRA | 93.563 | 65,011 |
| Refugee and Entrant Assistance - State-Administered Programs | 93.566 | 399 |
| Foster Care Title IV-E Cluster Foster Care Title IV-E | 93.658 | 135,033 |
| Foster Care Title IV-E - ARRA | 93.658 | 10,847 |

**MILLE LACS COUNTY
MILACA, MINNESOTA**

Schedule 9
(Continued)

**SCHEDULE OF EXPENDITURES OF FEDERAL AWARDS
FOR THE YEAR ENDED DECEMBER 31, 2009**

| Federal Grantor Pass-Through Agency Grant Program Title | Federal CFDA Number | Expenditures |
|--|------------------------------------|---------------------|
| U.S. Department of Health and Human Services | | |
| Passed Through Minnesota Department of Human Services (Continued) | | |
| Social Services Block Grant | 93.667 | 208,983 |
| Chafee Foster Care Independence Program | 93.674 | 10,397 |
| Medical Assistance Program | 93.778 | 601,869 |
| Block Grants for Community Mental Health Services | 93.958 | 593 |
| Total U.S. Department of Health and Human Services | | \$ 1,925,928 |
| U.S. Department of Homeland Security | | |
| Passed Through Minnesota Department of Natural Resources | | |
| Boating Safety Financial Assistance | 97.012 | \$ 13,500 |
| Passed Through Minnesota Department of Public Safety | | |
| Emergency Management Performance Grants | 97.042 | 17,186 |
| Total U.S. Department of Homeland Security | | \$ 30,686 |
| Total Federal Awards | | \$ 2,576,553 |

**MILLE LACS COUNTY
MILACA, MINNESOTA**

**NOTES TO THE SCHEDULE OF EXPENDITURES OF FEDERAL AWARDS
FOR THE YEAR ENDED DECEMBER 31, 2009**

1. Reporting Entity

The Schedule of Expenditures of Federal Awards presents the activities of federal award programs expended by Mille Lacs County. The County's reporting entity is defined in Note 1 to the financial statements.

2. Basis of Presentation

The accompanying Schedule of Expenditures of Federal Awards includes the federal grant activity of Mille Lacs County under programs of the federal government for the year ended December 31, 2009. The information in this schedule is presented in accordance with the requirements of Office of Management and Budget (OMB) Circular A-133, *Audits of States, Local Governments, and Non-Profit Organizations*. Because the schedule presents only a selected portion of the operations of Mille Lacs County, it is not intended to and does not present the financial position, changes in net assets, or cash flows of Mille Lacs County.

3. Summary of Significant Accounting Policies

Expenditures reported on the schedule are reported on the modified accrual basis of accounting. Such expenditures are recognized following the cost principles contained in OMB Circular A-87, *Cost Principles for State, Local and Indian Tribal Governments*, wherein certain types of expenditures are not allowable or are limited as to reimbursement. Pass-through grant numbers were not assigned by the pass-through agencies.

4. Reconciliation to Schedule of Intergovernmental Revenue

| | |
|---|---------------------|
| Federal grant revenue per Schedule of Intergovernmental Revenue | \$ 2,623,815 |
| Deferred in 2008, recognized as revenue in 2009 | |
| Highway Planning and Construction grant | <u>(47,262)</u> |
| Expenditures Per Schedule of Expenditures of Federal Awards | <u>\$ 2,576,553</u> |

5. Subrecipients

During 2009, the County did not pass any federal money to subrecipients.

**MILLE LACS COUNTY
MILACA, MINNESOTA**

6. American Recovery and Reinvestment Act

The American Recovery and Reinvestment Act of 2009 (ARRA) requires recipients to clearly distinguish ARRA funds from non-ARRA funding. In the schedule, ARRA funds are denoted by the addition of ARRA to the program name.