

Fact Sheet

EARNINGS OF U.S. WOMEN

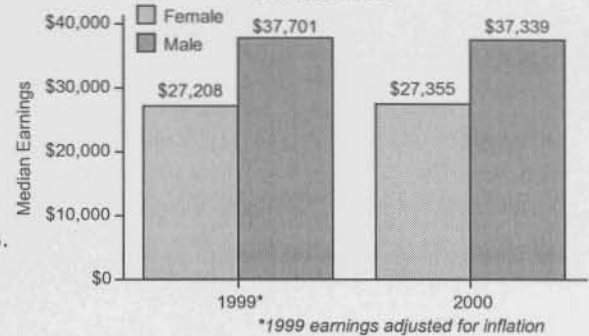
Median Annual Earnings by Sex

Median annual earnings of U.S. female full-time, year-round workers age 15 years and over were lower than their male counterparts.

- The median annual earnings of U.S. female full-time, year-round workers age 15 years and over remained statistically unchanged between 1999 and 2000 (\$27,208 and \$27,355, respectively).
- The median annual earnings of U.S. male full-time, year-round workers decreased by 1.0 percent between 1999 and 2000, from \$37,701 to \$37,339. This was the first time in four years that male full-time, year-round workers experienced a decline in median earnings.

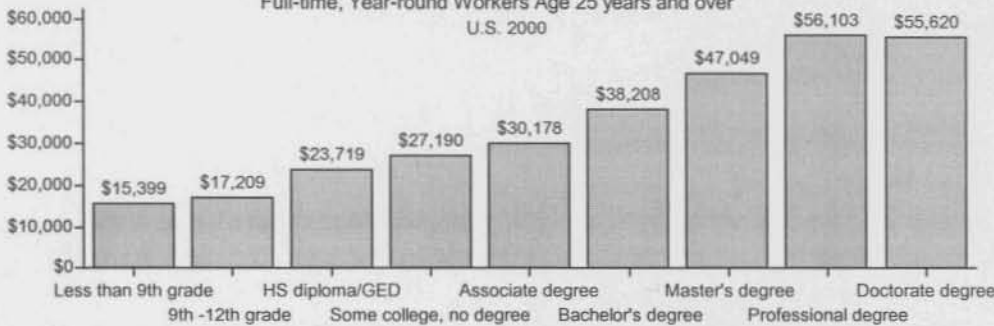
Note: 1999 earnings adjusted for inflation.

Median Annual Earnings by Sex
Full-time, Year-round Workers Age 15 years and over
U.S. 1999 & 2000



Women's Median Earnings by Educational Attainment

Median Annual Earnings of Women by Educational Attainment
Full-time, Year-round Workers Age 25 years and over
U.S. 2000



Earnings of U.S. women increase as educational attainment increases.

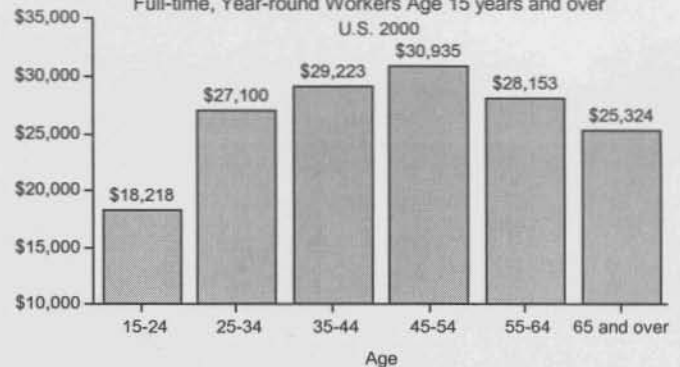
- In 2000, women full-time, year-round workers with educational attainment of less than 9th grade had the lowest median annual earnings (\$15,399).
- Women full-time, year-round workers with high school diplomas or GEDs had median annual earnings of \$23,719 in 2000.
- In 2000, women full-time, year-round workers with associate degrees had median annual earnings (\$30,178) that were 27 percent higher and those with bachelor's degrees had median annual earnings (\$38,208) that were 61 percent higher than their counterparts with high school diplomas (or GEDs).

Women's Median Earnings by Age

Median earnings of U.S. full-time, year-round women workers age 15 years and over varied by age.

- In 2000, women full-time, year-round workers age 45-54 years had the highest median annual earnings (\$30,935) of all age groups.
- Women full-time, year-round workers age 15-24 years had the lowest median annual earnings (\$18,218), followed by women age 65 years and over (\$25,324) in 2000.
- In 2000, the difference between highest and lowest median annual earnings of full-time, year-round women workers by age group was \$12,717.

Median Annual Earnings of Women by Age
Full-time, Year-round Workers Age 15 years and over
U.S. 2000



Data compiled from the U.S. Census Bureau (Current Population Survey data)