

**Agency Purpose**

The Capitol Area Architectural and Planning Board (CAAPB) was established by the 1967 legislature to ensure the architectural integrity of the capitol, the buildings adjacent to it, the capitol grounds, and the capitol area. Guided by its mission under M.S. 15B, the board works to preserve and enhance the capitol area's unique aesthetic and historic character, by planning its future development and physical growth.

As overseer of capitol area development, the CAAPB's core functions are regulatory responsibility for public and private projects covering permitted zoning and all phases of design and construction review. Individual project planning occurs within the following long-range framework for the area's physical development:

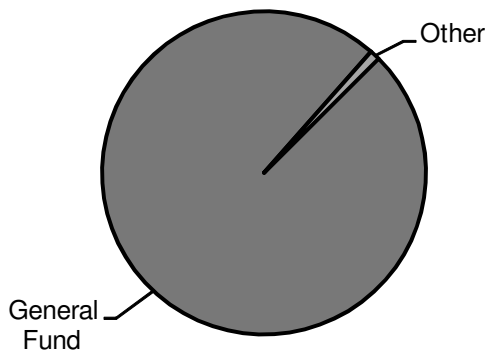
- The 1998 Comprehensive Plan and the Specific Actions for Implementation, Amended in 2009, and
- The 2009 Zoning and Design Rules for the Minnesota State Capitol Area

Focusing on good design and long-range planning, the board is often in a position to coordinate and leverage public improvements in a cost-effective and results-orientated manner with other state agencies, the city of Saint Paul, neighborhood planning bodies, private sector professionals, and most recently the Metropolitan Council. The agency's mission and responsibilities are unique on a national level.

**At A Glance**

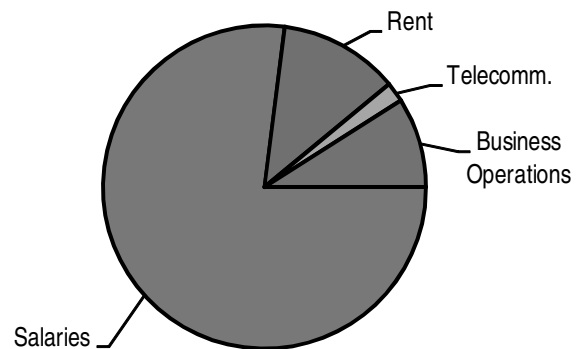
- The board is comprised of 12 members, chaired by the lieutenant governor, with a General Fund base budget.
- As the planning and regulatory agency responsible for architectural design and long-range planning for the capitol area, the CAAPB has exclusive zoning jurisdiction and design review over both the state government complex and the surrounding commercial and residential neighborhoods.
- The agency's jurisdiction comprises a 60-block area that contains 15 state office buildings (with ceremonial and public spaces), 12 residential blocks, and one primary care hospital.
- The non-partisan board responds to the legislature and provides capital budget requests for the capitol.
- Since 1985, CAAPB appropriations totaling \$61 million have been dedicated to capitol building projects.
- The board is charged by statute for routing, design, and final approval of the Central Corridor Light Rail Transit (LRT) project through the capitol area.

**Est. FY 2010-11 Expenditures by Fund**



Source: Consolidated Fund Statement.

**Est. FY 2010-11 Expenditures by Type**



Source: MAPS.

**Strategies**

The CAAPB has four major service strategies to fulfilling its mission:

- Provide framework for the development and maintenance of the capitol mall, its memorials, and the capitol area.
- Initiate funding requests, promoting timely design, restoration, and maintenance of the capitol building.
- Provide planning tools, guidelines and zoning rules enforcement for future capitol area development.
- Coordinate all historical documents for the capitol area.

**Operations**

The 12-member CAAPB is chaired by the lieutenant governor: it includes four gubernatorial and three Saint Paul mayoral appointees, as well as four members from both the house and senate. An advisory committee, consisting of two professional architects and one landscape architect, and three staff serve the board. The board takes public testimony, reviews staff/advisor reports, develops policy, and takes action on zoning requests and design review issues. The board meets approximately six times a year.

The board has no specific programs or initiatives beyond its daily operations which encompass human resources, review and planning, project development, and facilitation of open communication and coordination of information with all clientele.

**Key Goals & Measures**

**Key Goals**

With equal priority the CAAPB has four key goals:

- Enforce and maintain the rules of zoning and design in keeping with the mission of the CAAPB within the Capitol area.
- Work in cooperation with the city of Saint Paul and immediate neighborhood districts to ensure that area adjacent to the capitol area is developed in keeping with the board’s mission and the Comprehensive Plan.
- Monitor, enhance, and maintain the beauty of the capitol area in keeping with M.S. 15B.01, and the Comprehensive Plan.
- Continue to build consensus on the need to restore Minnesota’s state capitol building.

**Key Measures**

No building permit can be issued by the city of Saint Paul until the CAAPB issues a zoning permit. Within a biennium, the board and its zoning administrator take timely action on over 50 requests for zoning permits or design review approvals for projects (state, local, commercial and residential) within the capitol area. The CAAPB strives to complete reviews and approvals of zoning requests within 60 days of when a request is filed.

<b>Biennium</b>	<b># of Zoning Requests</b>	<b># Completed within 60 Days</b>
FY02-03	79	All
FY04-05	94	All but one
FY06-07	56	All
FY08-09	43	All
FY10-11	29 to-date	All

In FY 2010-11, the board rewrote and codified its zoning rules to include new form-based design standards in its *2009 Zoning and Design Rules for the Minnesota State Capitol Area*. Also in 2009, the board amended its Comprehensive Plan.

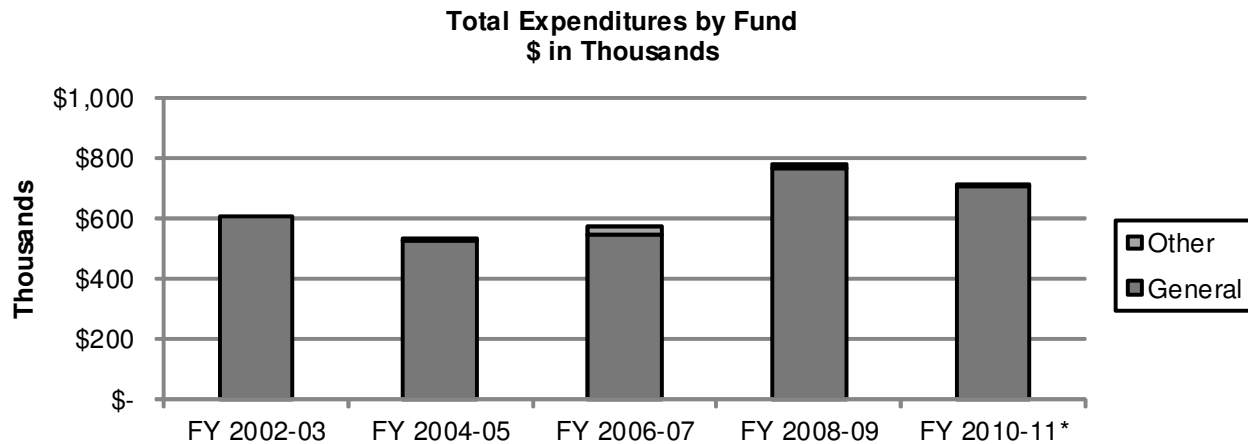
CAAPB staff, the advisory committee, and the board have been involved in all planning efforts focused on the Central Corridor LRT Project in response to M.S. 15B.13 regarding the capitol area. To date, the CAAPB has worked closely with the city of Saint Paul and the Metropolitan Council in approving the alignment and three capitol area station locations for the LRT through the district. The board must approve each station design for compatibility with the Comprehensive Plan.

The CAAPB maintains a very active website with all agency documents readily available for public access, as well as links to other Minnesota state agencies and national web sites. The board's website has recently added a link to access information for people with disabilities to enhance their experience while visiting Minnesota's capitol building and surrounding area.

Based on solid planning tools and guidelines developed in concert with the Comprehensive Plan and the zoning and design rules, the board has a positive impact on the overall appearance and beauty of the capitol area and beyond.

**Budget Trends**

The CAAPB's base budget is appropriated from the general fund. The current budget allocates 77% for three full-time employees (down from four full-time employees in FY 2010), 12% for rent, 2% for telecommunications costs, and 9% for fundamental business operations: copier, phones, mailing, supplies, and board and advisory committee meetings. An external factor that could impact the CAAPB's operations is the LRT. With the LRT moving forward, there is a strong possibility for increased development and an increase in complexity of zoning applications.



\* FY 2010-11 is estimated, not actual

Source data for the previous chart is the Minnesota Accounting and Procurement System (MAPS) as of 08/25/10.

**Contact**

Office of the Capitol Area Architectural and Planning Board  
Suite 204, Administration Building  
50 Sherburne Avenue  
Saint Paul, Minnesota 55155

World Wide Web Home Page: <http://www.caapb.state.mn.us>

Phone: 651-757-1500  
Fax: 651-296-6718

*Dollars in Thousands*

	Current		Forecast Base		Biennium 2012-13
	FY2010	FY2011	FY2012	FY2013	
<b><u>Direct Appropriations by Fund</u></b>					
<b>General</b>					
Current Appropriation	348	343	343	343	686
<b>Forecast Base</b>	<b>348</b>	<b>343</b>	<b>342</b>	<b>342</b>	<b>684</b>
Change		0	(1)	(1)	(2)
% Biennial Change from 2010-11					-1%
 <b><u>Expenditures by Fund</u></b>					
<b>Carry Forward</b>					
General	0	0	13	0	13
<b>Direct Appropriations</b>					
General	348	342	342	342	684
<b>Statutory Appropriations</b>					
Miscellaneous Special Revenue	10	6	6	6	12
<b>Total</b>	<b>358</b>	<b>348</b>	<b>361</b>	<b>348</b>	<b>709</b>
 <b><u>Expenditures by Category</u></b>					
Total Compensation	306	289	295	281	576
Other Operating Expenses	52	59	66	67	133
<b>Total</b>	<b>358</b>	<b>348</b>	<b>361</b>	<b>348</b>	<b>709</b>
 <b><u>Expenditures by Program</u></b>					
Capitol Area Arch Planning Bd	358	348	361	348	709
<b>Total</b>	<b>358</b>	<b>348</b>	<b>361</b>	<b>348</b>	<b>709</b>
 <b>Full-Time Equivalent (FTE)</b>	 <b>3.8</b>	 <b>3.5</b>	 <b>3.5</b>	 <b>3.4</b>	

CAPITOL AREA ARCHITECT

Agency Revenue Summary

*Dollars in Thousands*

	Actual FY2010	Budgeted FY2011	Current Law		Biennium 2012-13
			FY2012	FY2013	
<b><i>Non Dedicated Revenue:</i></b>					
<b>Other Sources:</b>					
General	0	1	0	0	0
<b>Total Non-Dedicated Receipts</b>	<b>0</b>	<b>1</b>	<b>0</b>	<b>0</b>	<b>0</b>
<b><i>Dedicated Receipts:</i></b>					
<b>Departmental Earnings:</b>					
Miscellaneous Special Revenue	8	7	1	1	2
<b>Other Revenues:</b>					
Gift	2	0	0	0	0
<b>Total Dedicated Receipts</b>	<b>10</b>	<b>7</b>	<b>1</b>	<b>1</b>	<b>2</b>
<b>Agency Total Revenue</b>	<b>10</b>	<b>8</b>	<b>1</b>	<b>1</b>	<b>2</b>