


09 - 1031

State Transportation Improvement Program (STIP)

2010-2013

State of Minnesota



September 2009

**Minnesota
State Transportation Improvement Program
(STIP)
2010-2013**

Recommended for Approval by:

Mn/DOT's Transportation Program Investment Committee



**Khani Sahebjam
Deputy Commissioner/Chief Engineer**

**Approved by:
Mn/DOT Commissioner**



Thomas K. Sorel

Minnesota
State Transportation Improvement Program
(STIP)

Table of Contents

I.	INTRODUCTION.....	I-1
II.	STATE TRANSPORTATION IMPROVEMENT PROGRAM (STIP)	II-1
	Certification	II-1
	The Minnesota Statewide Transportation Plan.....	II-1
	Public Involvement	II-2
	Minnesota Transportation Process for Investment Decisions.....	II-3
	Financial Plan	II-4
	Project Selection	II-7
III.	PROGRAM LISTING	III-1

APPENDICES

A.	Select Highway and Transit Programs Greater Minnesota MPO Programs	A-1
	Transportation Enhancement Activities (TEA)	A-2
	Highway Safety Improvement Program (HSIP)	A-3
	Transit Programs	A-4
	Indian Reservation Roads and Bridge Program (IRR)	A-5
	Recreational Trails Program.....	A-6
	Mn/DOT State Road Construction Program.....	A-7
B.	Other Modal Programs	
	Minnesota Rail Service Improvement Program.....	B-1
	Port Development Assistance Program.....	B-2
	Minnesota Aeronautics Capital Improvement Program	B-3
C.	Detailed Federal Fiscal Constraint Plan	C-1

**Minnesota
State Transportation Improvement Program
(STIP)**

List of Figures

	<u>Page</u>
Figure 1	State Transportation Improvement Program Funding by Program and Year I-2
Figure 2	Transportation Investment Process II-3
Figure 3	State Transportation Improvement Program Funding by Source and Year..... II-9
Figure 4	State Transportation Improvement Program Funding by District/ATP and Year II-9
Figure 5	Route System Categories.....III-1
Figure 6	Program Categories.....III-2
Figure 7	Proposed Fund CategoriesIII-3

Appendix Figures

Figure A-1	Greater Minnesota MPO Funding by Source and YearA-1(2)
Figure A-2	Transportation Enhancement Funding by Year.....A-2(1)
Figure A-3	Highway Safety Improvement Program GoalsA-3(2)
Figure A-4	Highway Safety Improvement Program Funding by Year.....A-3(2)
Figure A-5	Transit Funding by Source and Year.....A-4(2)
Figure A-6	State Road Construction Program Funding by Source and Year.....A-7(2)
Figure A-7	State Road Construction Program Funding by District/ATP and YearA-7(2)
Figure B-1	Minnesota Rail Service Improvement Program Estimated Funding Summary and Number of Potential Projects by Program and Year.....B-1(2)
Figure B-2	Port Development Assistance Program Anticipated Expenditures by Port and YearB-2(2)
Figure C-1	Minnesota Detailed Federal Fiscal Constraint Plan 2010-2013.....C-1(3)
Figure C-2	Minnesota Federal Advance Construction ForecastC-1(5)

PREFACE

State of Minnesota State Transportation Improvement Program (STIP) 2010-2013

This document is the State of Minnesota State Transportation Improvement Program (STIP) for state fiscal years 2010-2013. It includes an introduction, or overview, of the anticipated expenditures for all modes of transportation under the authority of the Minnesota Department of Transportation (Mn/DOT). The document is organized into three chapters and three appendices.

Chapter I of this document is the introduction to Mn/DOT. It provides information on Mn/DOT's vision for its transportation system and the factors that help shape Mn/DOT's policies and programs.

Chapter II is the formal response to the federal requirements for the STIP under the Safe, Accountable, Flexible, Efficient Transportation Equity Act: A Legacy for Users (SAFETEA-LU). The programming process to develop this STIP began in the fall of 2007 and was developed under the requirements outlined in SAFETEA-LU with a conservative estimate of federal funds anticipated.

Chapter III includes the project listing of all projects using federal-aid highway or transit funding. Projects using only local dollars are not included. These listings are organized by Mn/DOT District/Area Transportation Partnership (ATP) areas.

Appendix A includes a description, expenditure summary and project listing for several federal-aid highway and transit categories. A description of the Mn/DOT State Road Construction Program (SRC) is also included, but without a repeat of the project listing of state trunk highway projects. Appendix B includes, for information purposes only, a description, financial summary, and project listing for other modal programs that are not subject to the federal planning requirements under SAFETEA-LU. Appendix C includes a detailed financial plan for the STIP.

The STIP was developed using programs specified in SAFETEA-LU which was signed into law August 10, 2005. Once approved by the US DOT, the State Transportation Improvement Program for Minnesota is available on the Internet at the following address:

<http://www.dot.state.mn.us/planning/program/stip.html>

I. INTRODUCTION

The Minnesota Department of Transportation (Mn/DOT) was established and operates in order to provide a balanced transportation system including aeronautics, highways, motor carriers, ports, public transit, railroads and pipelines. Mn/DOT is the principal agency in the state for development, implementation, administration, consolidation, and coordination of state transportation policies, plans, and programs. These policies, plans, and programs are developed in cooperation with the public and a variety of transportation partners, including the Twin Cities Metropolitan Council, the six Metropolitan Planning Organizations (MPOs) established in areas with populations exceeding 50,000, the nine Regional Development Commissions (RDCs), county, city, and Indian tribal governments throughout the state.

The Mn/DOT vision is to establish a coordinated transportation network that meets the needs of Minnesota's citizens and businesses for safe, timely, and predictable travel. Fundamental to this vision is the need to preserve and maintain the state's physical transportation assets – highways, bridges, airports, water ports, freight, bus, rail, intermodal facilities, and bikeways.

A number of factors are shaping the development of Mn/DOT policies and programs. These include safety, the integration of transportation modes, service and investment preservation, customer focus, economic development, technology, environment partnerships, and federal actions. This document addresses these factors and provides a multimodal focus. This document and the investment levels summarized in Figure 1 do not include the expenditures for infrastructure maintenance. In addition, unless federal funding is a part of the investment, the investments in this document and Figure 1 do not include improvements made by local levels of government. Total government investment in transportation infrastructure could be two to three times the investment level included in this document. The investment in transportation infrastructure improvements included in this document is summarized in Figure 1.

<p align="center">Figure 1 STATE TRANSPORTATION IMPROVEMENT PROGRAM FUNDING INCLUDING RAIL, PORTS, AND AIR BY PROGRAM AND YEAR (\$ MILLIONS)</p>					
PROGRAM	2010	2011	2012	2013	TOTAL*
Highway Assistance Program¹	1,739	938	982	910	4,568
Transit Assistance Program²	467	217	231	207	1,124
SUBTOTAL*	2,206	1,155	1,213	1,117	5,692
Rail Service Assistance Program³	3	4	4	3	14
Port Development Assistance Program⁴	3	3	3	3	12
Airport Development Program⁵	212	180	133	72	597
SUBTOTAL*	218	187	140	78	623
TOTAL*	2,424	1,342	1,353	1,195	6,315

*May not total correctly due to rounding.

¹The Highway Assistance Program includes all federal-aid for highways received through the Federal Highway Administration (FHWA) of the U.S. Department of Transportation (USDOT). It includes all federal apportionment, allocation or special funding. It also includes all state trunk highway funds appropriated for construction, other state appropriated investments and any local funding utilized as match for federal projects. A list of projects is included in Chapter III of the STIP.

²The Transit Assistance Program includes all federal-aid for transit received through the Federal Transit Administration (FTA) of the USDOT. It also includes all state and local funds necessary to match the federal funds and operate the transit systems. The Transit Assistance Program does not include the federal-aid highway funding used for some of the buses, facilities, and other capital purchases for transit. All transit projects are included in Chapter III of the STIP. The transit only portion of Chapter III is listed in Appendix A-4.

³The Minnesota Rail Service Improvement Program (MRSI) was established in 1976 to prevent the loss of rail service on lines potentially subject to railroad abandonment. Projects that fall within the MRSI are divided among 6 programs: rail line rehabilitation, capital improvements for rail shippers, capital improvement for railroads, purchase assistance to rail authorities, loan guarantees and state rail banking.

The MRSI Program does not include funding for rail-highway safety projects included in the highway assistance program. The number of rail service assistance projects is estimated and shown in Appendix B-1.

⁴The Port Development Assistance Program was created in 1991. The 1996, 1998, 2000, 2001, 2003, 2005, 2006, and 2008 Legislatures set aside a total of \$18.0 million to fund this program. A list of projects that could be funded is included in Appendix B-2.

⁵The Airport Development Program figures shown above include federal and state grant funds plus the local share or match. The project listing in Appendix B-3 is not financially constrained to the anticipated funding, and totals about \$597 million in candidate airport projects statewide over the next 4 years.

II. STATE TRANSPORTATION IMPROVEMENT PROGRAM (STIP)

Certification

In accordance with 23 CFR 450.218, the Minnesota Department of Transportation (Mn/DOT), as the Governor's designee, certifies that the transportation planning process is being carried out in accordance with the following requirements:

1. 23 U.S.C. 134 and 135, 49 U.S.C. 5303 and 5304, and this part;
2. Title VI of the Civil Rights Act of 1964, as amended (42 U.S.C. 2000d-1) and 49 CFR part 21;
3. 49 U.S.C. 5332, prohibiting discrimination on the basis of race, color, creed, national origin, sex, or age in employment or business opportunity;
4. Section 1101(b) of the SAFETEA-LU (Pub. L. 109-59) and 49 CFR part 26 regarding the involvement of disadvantaged business enterprises in USDOT funded projects;
5. 23 CFR part 230, regarding implementation of an equal employment opportunity program on Federal and Federal-aid highway construction contracts;
6. The provisions of the Americans with Disabilities Act of 1990 (42 U.S.C. 12101 *et. seq.*) and 49 CFR parts 27, 37, and 38;
7. Sections 174 and 176 (c) and (d) of the Clean Air Act, as amended (42 U.S.C. 7504, 7506 (c) and (d) and 40 CFR part 93;

8. The Older Americans Act, as amended (42 U.S.C. 6101), prohibiting discrimination on the basis of age in programs or activities receiving Federal financial assistance;
9. Section 324 of title 23 U.S.C., regarding the prohibition of discrimination based on gender; and
10. Section 504 of the Rehabilitation Act of 1973 (29 U.S.C. 794) and 49 CFR part 27 regarding discrimination against individuals with disabilities.

Mn/DOT also concurs with the MPO's determination that the air quality conformity analysis has been completed by the necessary MPOs and has been reviewed and accepted by the Minnesota Pollution Control Agency.

The Minnesota Statewide Transportation Policy Plan

Projects in the STIP are consistent with the *Minnesota Statewide Transportation Policy Plan 2009-2028: Your Destination....Our Priority*, a long-term, multi-modal and statewide plan that is consistent with federal requirements outlined in 23 CFR part 450. The *Plan* addresses federal planning requirements, the transportation goals identified in state law, and reflects *Mn/DOT's Strategic Vision*. The process for developing and updating the *Plan* provides early and continuous opportunities for the involvement of the public and other potentially affected parties.

In accordance with Minnesota Statutes §174.01, Subdivision 1a, the *Plan* is updated every six years, within interim updates as needed by Mn/DOT to promote statewide transportation

planning. The most recent update of Statewide Transportation Plan was completed in August of 2009.

Mn/DOT has concurrently updated the Statewide and District Highway Investment Plans for the 2009-2028 time period. These plans lay out priorities for projected available funding during the next 20 years and establish a balanced program of investment that help achieve strategic priorities of safety, mobility and infrastructure preservation.

Both plans are available for down at the following web address: www.dot.state.mn.us/planning/stateplan/index.html

Public Involvement

The last three federal Transportation acts have created less of a federal presence in many transportation decisions. The diminished federal role results in more state/local authority and responsibility for these decisions. The funding flexibility and expanded project eligibility under these acts has given decision makers more options to address transportation priorities. Public involvement in transportation issues and decision making is vital because of this expanded eligibility and diversity. Federal Law requires an opportunity for early and continuous involvement in the development of the *Statewide Transportation Plan* and the STIP. Public involvement is also a mandatory component of the MPO planning process.

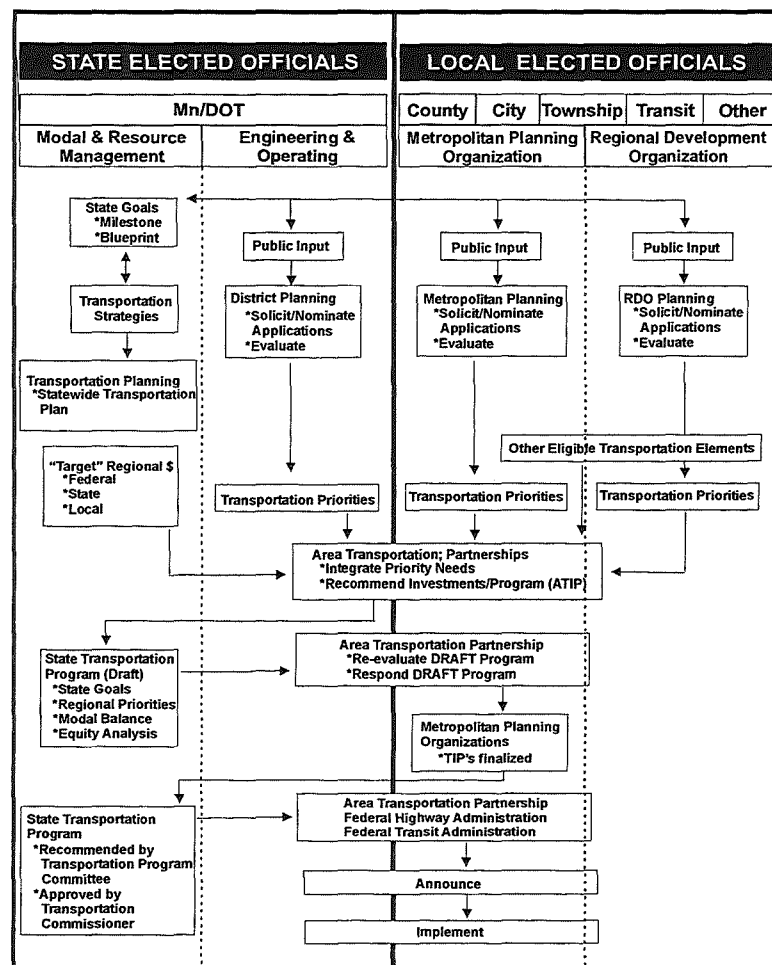
Minnesota's transportation investment process (Figure 2), with the Area Transportation Partnerships (ATPs) provides for early and continuous involvement in the development of the STIP. The process incorporates the public involvement activities of the partners (MPOs, RDCs, counties, cities and others) into

their roles on the ATP. MPOs in accordance with federal requirements have developed public participation processes and use them in conjunction with the development of their Transportation Improvement Programs (TIPs). The MPO TIPs include detailed discussion of public involvement.

In addition to the public input derived through Minnesota's transportation investment process, public meetings, forums, conferences and focus groups have been held throughout the state by the ATP partners, Mn/DOT and modal partners such as transit, rail and bike/pedestrian. Mn/DOT's public involvement guidebook entitled "Hear Every Voice" provides guidance on involving the public in planning, programming, and project development.

Other methods used to encourage public involvement included the use of newsletters, newspaper articles, informational mailings, press releases, websites and an information display at the Minnesota State Fair. A notice of the availability of the draft 2010-2013 STIP was placed in the *State Register* on June 29, 2009. This notice provided a 30 day comment period to the public.

Figure 2
Transportation Investment Process



The Metropolitan Council conducts a formal public hearing within the Twin Cities Transportation Management Area (TMA). A significant effort is made by the Metropolitan Council to ensure that all interested and concerned parties are offered an opportunity to participate in the preparation of the Twin Cities TIP. A public meeting was held June 17, 2009 to explain and answer questions about the TIP schedule and approval process and to initiate public comments on the TIP. The required formal public hearing was held on July 15, 2009 to hear comments on the draft TIP. In preparation for these meetings over 300 mailings were or sent, notification was made in the *State Register*, press announcements were sent to the media, and the schedule was published in the *Metropolitan Digest* which is mailed to 600 local elected officials and legislators.

Minnesota Transportation Process for Investment Decisions

The STIP is developed in accordance with the *Guidance for the Development of the State Transportation Improvement Program* published by Mn/DOT in February 2001 and with the memo on *STIP Funding Guidance* dated December 24, 2008. Minnesota's STIP is developed through a regional geographic model for making investment decisions. The process chart on page II-3, (Figure 2), displays the partnerships and transportation activities necessary to produce a STIP.

The process is driven by federal, state, local, and regional planning goals and objectives. Statewide investment goals have been drawn from statewide planning studies and policies, the *Minnesota Statewide Transportation Plan*, the Mn/DOT

Strategic Directions, and an analysis of previous programs. They are offered as an aid in determining areawide priorities. The process builds on the plans and priorities established by Mn/DOT Districts, MPOs, cities, counties, townships and RDCs.

The investment process uses eight regional partnerships whose boundaries are based on Mn/DOT's State Aid Districts. The partnerships, called Area Transportation Partnerships (ATPs), have as their members both traditional and non-traditional, metropolitan and non-metropolitan stakeholders and can include MPOs, RDCs, cities, counties, townships, transit providers, tribal governments, other interests, and Mn/DOT. The ATPs integrate the state and local priorities within their region and recommend a minimum four year program for federally funded transportation investments. This four year program, when combined with a list of state highway funded projects is considered the draft Area Transportation Improvement Program (ATIP). Each draft ATIP includes a prioritized list of projects that aid in solving transportation problems and implementing the long range objectives for the area.

Balanced investment decisions promote effective and efficient transportation. Safety is a key element of all investments. The principal investment emphasis is preservation and operational improvements in the existing transportation system. Expansion is focused on the state's interregional corridor system that connects major economic centers and bottlenecks in the Twin Cities metropolitan area.

The draft ATIP prepared by each ATP is submitted for inclusion in the draft State Transportation Improvement Program (STIP). Project cost estimates include an adjustment for inflation. The ATIPs are analyzed and compared to statewide goals and objectives, and unique transportation needs. They are also analyzed for completeness and fiscal constraint. From this a draft STIP is developed. The draft STIP is widely circulated for review and comment before final adjustments are made. This STIP covers four state fiscal years and includes all state and local projects financed with federal (highway or transit) assistance. The STIP also includes other regionally significant projects, all projects on the state highway system and illustrative projects. Illustrative projects are those projects that will be programmed should funding become available.

The final STIP is reviewed and approved by the Federal Highway Administration (FHWA) and the Federal Transit Administration (FTA) prior to any expenditure of federal funds. Upon approval, the document will be used by each ATP as a starting point in the process for developing their next ATIP.

Financial Plan

As mentioned in the Preface of this document, this STIP is a formal response to federal requirements. The STIP financial plan addresses fiscal constraint requirements under SAFETEA-LU. The principal financial assumption is the continuation of existing revenue sources and levels consistent with SAFETEA-LU authorizations. All of the projects in the 2010-2013 STIP are deemed affordable for implementation under these reasonable financial assumptions. The financial constraint

requirements under SAFETEA-LU are deemed to be sufficiently flexible to permit the selection of projects from the second and third year of the STIP to replace projects selected for the first year of the STIP. Mn/DOT reserves the right to make this project selection for the ATPs from within the STIP.

Federal Funding. SAFETEA-LU requires that the federal-aid highway and federal-aid transit projects in the STIP shall be based on financing reasonably expected to be available. The 2010-2013 STIP is based on anticipated federal, state and local funds. The federal-aid revenues are based on estimates of apportionment (formula), allocations, and high priority project funding.

Federal-Aid Highway Formula Funding: Federal-aid highway formula funding is apportioned to the states by formulas established in law. Federal-aid highway apportionments have been highly variable. Minnesota developed this STIP based on a forecast estimate for obligation authority. The federal-aid highway obligation authority estimate for the development of this STIP is \$484 million for FY 2010 and \$485 million for FYs 2011-2013. The annual obligation limitation of apportionment funds under SAFETEA-LU has been around 85 percent.

Federal-Aid Highway Allocation Funding: Funding available from allocated funding is included in the STIP. Federal-aid highway allocation funding is distributed to the states by administrative formula or by means of a competitive application. Allocated funds include many varied categories of federal-aid, including, but not limited to Public Lands, Indian Reservation Roads, Forest Highways, and Scenic Byways.

Allocations of categorical funding generally consist of several small projects that are distributed to specific areas of the state.

Allocations are not always consistent with the time-frame of the development of the STIP.

Annual allocations to individual projects or categories of funding that add up to less than \$1 million are routinely added to the STIP but due to the timing of project identification may require amendments to be processed.

Federal-Aid Highway Earmarked Funding: SAFETEA-LU saw an unprecedented amount of federal funds earmarked by Congress. About \$90 million in Earmarked funding was made available each year under SAFETEA-LU, up from about \$30 million each year under previous transportation acts. Earmarked funding is subject to obligation limitation but is available until spent. Due to project delivery schedules and the rules pertaining to the spending of these funds, the actual level of funding committed each year is variable.

Federal Transit Funding: Federal transit funding includes both formula and discretionary programs: Urbanized Area Formula Program, Non-urbanized Area (rural, small urban, and intercity bus) Formula Program, Special Needs for Elderly Individuals and Individuals with Disabilities Formula Program, Job Access and Reverse Commute Formula Program, New Freedom Formula Program and a discretionary program for major capital needs. The discretionary program provides for discretionary/competitive allocations as well as SAFETEA-LU Statutory Provisions projects for bus and bus-related facilities. Much of the transit program is based on grant applications. In the past,

the actual flow of funding was highly variable. The passage of SAFETEA-LU and its provisions to guarantee funding for transit programs keep federal transit funds predictable; however, federal funds make up only a small percentage of total operating costs for the small urbanized and rural programs.

State Highway and Transit Funding. The State of Minnesota has a biennial budget. State agency programs and operating budgets are based on a balanced budget. The 2010-2013 STIP is based on one year of approved funding and three years of estimated funding. The funding level for the STIP is estimated to be approximately the same for all 4 years of the STIP.

State Highway Funding: Funding is expected to be about \$250 million in 2010 and about \$210 million in 2011 with 2012 and 2013 averaging about \$290 million per year based on existing revenue sources. The State Highway cash flow also permits advance constructing projects prior to actual federal dollars being available.

State Transit Funding: Transit assistance comes from two sources, the General Fund and Motor Vehicle Sales Tax (MVST). The transit appropriation from the State General Fund is expected to be about \$18.8 million per year for each year of the STIP for Greater Minnesota and about \$73.5 million per year for the Metropolitan Area. The Constitutional Amendment passed in 2007 allocates 40% of MVST revenues to transit purposes, phased in over a five year period. The 40% is split 4% for Greater Minnesota Transit and 36% for Metropolitan Area Transit. With the phase in of MVST, transit funds are expected to be about \$7.5 million in 2008 increasing

to \$21.5 million in 2012 for Greater Minnesota and \$119.1 million in 2008 increasing to \$194.2 million for the Metro Area.

In addition, the 2009 Capitol Bonding Bill provided:

- \$12.5 million for Transit Capitol Improvements in the Metro Area
- \$ 8.5 million for the Central Corridor Light Rail line.

Local Highway and Transit Funding. Local funding is assumed to be available to match, or overmatch, the federal-aid for highways and transit. The state and local funding is also expected to be sufficient to maintain and operate the highway and transit systems.

Local Highway Funding: The State has a dedicated fund for state aid roads and bridges for counties and cities of 5,000 and over in population. The funding is available for maintenance and construction and is used in part to maintain the federal-aid highways and to match federal-aid. The local highway funding committed to match the federal highway aid is expected to average about \$115 million per year.

Local Transit Funding: The majority of the funding for the Minneapolis-St. Paul large urbanized area transit system is provided through local and state revenues. Since transit is substantially a local program, estimates of urbanized transit system funding are based on the MPO TIPs. Small urban and rural transit systems have a portion of their funding provided by assistance from the State General Fund and MVST. The local share may be from a large variety of sources.

Special Legislative Funding: The Minnesota State Legislature appropriated additional funding for transportation in the 2008 Transportation Funding Bill. The bill provided \$1.8 billion from trunk highway bond proceeds for improvements on the trunk highway system over the next ten years. The bill specifies how much and on what the funds should be spent. Program areas to be addressed included the construction, reconstruction, and improvement of trunk highways, the accelerated repair and replacement of highway bridges throughout the state; the construction of interchanges related economic development; and the acceleration of transit facility improvements on or adjacent to trunk highways. Funding was also provided for a trunk highway project in Mn/DOT's Mankato District that meets specific criteria in the bill. In addition to the \$1.8 billion mentioned above, additional Bond funds were made available to match the Urban Partnership Agreement projects and for the Great River Road program.

Advance Construction. Federal law allows states to request and receive approval to construct Federal-aid projects prior to receiving apportionment or obligation authority for the Federal-aid funds through the use of Advance Construction (AC). This means that Minnesota may commit future federal funds to a project as long as it goes through the normal FHWA approval and authorization process. An AC project is treated the same as any other federal project and must be authorized prior to advertising for letting or expending any funds on the project. Projects using AC must be fully encumbered in the state road construction budget for the amount of both the state funds and the federal AC amount. AC is available to local governments as well as Mn/DOT.

The agency that uses the AC procedure must "front end" the project with their own funds. These may be state aid funds, local tax funds, State Road Construction funds or some other appropriate funding sources. Local projects utilizing AC funds require a special agreement approved by Mn/DOT's Division of State Aid.

Federal regulations require that AC be shown in the year incurred and that the conversion of AC be shown in each year in which conversion takes place. Conversion is the process of converting AC to the obligation of actual federal funds. In the project listings in this STIP, AC funding is shown in a separate column and the dollar amounts are not included in the "Total" column. However, the AC conversion dollar amounts are included in the "FHWA" column and the "Total" column in the year in which a project is converted.

See Appendix C for the detailed financial plan.

Project Selection

The project selection process is the identification of the projects to be implemented in the first year of the 2010-2013 STIP. The projects in the remaining years of the STIP are deemed to be eligible for selection for implementation without a formal amendment to the STIP. Mn/DOT reserves the right to select projects for the first year of the STIP from the projects in the last three years of the STIP.

Project selection includes two iterative processes. The first iterative process is “determining the program” from the list of projects within the draft ATIPs. This includes the analysis of the preferred sources of funding for the projects and the directions included in the *Minnesota Statewide Transportation Plan*. It also is the step where the fiscal constraint is maintained. The second iterative process is the review of the STIP. The draft STIP is circulated back to the District/ATP for review and comment. Changes are made in the draft STIP as a result of the review and comment period. The STIP is forwarded to the Commissioner’s staff for review and approval before being sent to the U.S. DOT.

Figure 3 is a summary of the proposed expenditures in the STIP by fiscal year and the proposed source of federal highway or transit funding, state trunk highway funding or other source of state or local funding.

Figure 3 STATE TRANSPORTATION IMPROVEMENT PROGRAM FUNDING BY SOURCE AND YEAR (\$ MILLIONS)					
SOURCE	2010	2011	2012	2013	TOTAL*
Transit Programs					
Federal Transit Administration Funds	346	140	151	131	768
Other Funds	121	77	80	77	355
SUBTOTAL*	467	217	231	208	1,124
Highway Programs					
Federal -aid Highway Funds	832	412	429	419	2,094
Federal AC Conversion	65	79	115	66	326
State Trunk Highway Funds	267	213	290	280	1,051
Other Funds	574	233	148	144	1,098
SUBTOTAL*	1,739	938	982	910	4,568
TOTAL*	2,206	1,155	1,213	1,117	5,692

*may not total correctly due to rounding

Figure 4 is a summary of the proposed expenditures in the STIP by fiscal year and ATP.

Figure 4 STATE TRANSPORTATION IMPROVEMENT PROGRAM BY DISTRICT/ATP AND YEAR (\$ MILLIONS)					
DISTRICT/ATP	2010	2011	2012	2013	TOTAL*
1	244	96	142	112	595
2	60	48	52	53	213
3	153	96	105	89	443
4	63	51	63	56	233
6	204	84	88	199	575
7	59	111	112	60	342
8	79	42	47	47	215
SUBTOTAL*	862	529	609	618	2,617
METRO	1,299	592	590	489	2,971
MISC	45	34	14	11	104
TOTAL*	2,206	1,155	1,213	1,117	5,692

*may not total correctly due to rounding

III. PROGRAM LISTING

The following section contains the FY 2010-2013 STIP project listing sorted by District/ATP.

The first page of each District/ATP shows the District/ATP location within the state and the counties included within each District/ATP. The name of the District Transportation Engineer, phone number, and address are shown as well as a general information telephone number.

The second page begins the listing of projects in that District/ATP sorted by Fiscal Year. Within each Fiscal Year, projects are sorted by Route System with Transit project first followed by rail, local roadway, and then state projects.

The following information is provided for each project

Seq # - The sequence number is a unique number assigned to each project in this project listing.

Route System - The route name and number on which the project is located. See Figure 5.

Figure 5
Route System Categories

Route System	Description
BB	Transit (buses)
CITY	City project
CMAQ	Congestion Mitigation and Air Quality
CR	County Road
CSAH	County State Aid Highway
DA	Disability Act
EN	Enhancement (not assigned to a specific road and not a pedestrian or bicycle path)
FH	Forest Highway
I	Interstate Highway
IRR	Indian Reservation Roads and Bridges
ITS	Intelligent Transportation Systems
LOCAL 999	Local project not associated with a road
MSAS	Municipal State Aid Street
MUN	Municipal Street
PED/BIKE	Pedestrian or Bike Path/Trail (not assigned to a specific road)
PL	Planning
RECTRAIL	DNR Recreational Trail
RR	Railroad
TH	Trunk Highway
TH 999	State project not associated with a road (not an Enhancement)
TWN	Township Road

Project Number - Project identifier. Most trunk highway projects start with the control section numbers. Local projects start with either the county number or the city number.

Agency - The jurisdiction responsible for implementing projects or for opening bids.

Description - The location and/or type of project.

Miles - The length of the project.

Programs - The program category. See Figure 6.

Type of Work - The intent of the project.

Proposed Funds - Preliminary fund assignment with exact determination of funding determined upon authorization. See Figure 7.

Total - The total estimated cost of the project relative to federal funding to be used in year of letting. This includes advance construction (AC) conversion funding. It does not include the original advance construction funding.

FHWA - The total estimated federal aid highway funding to be used for the project. This includes advance construction conversion funding.

Figure 6 - Program Categories

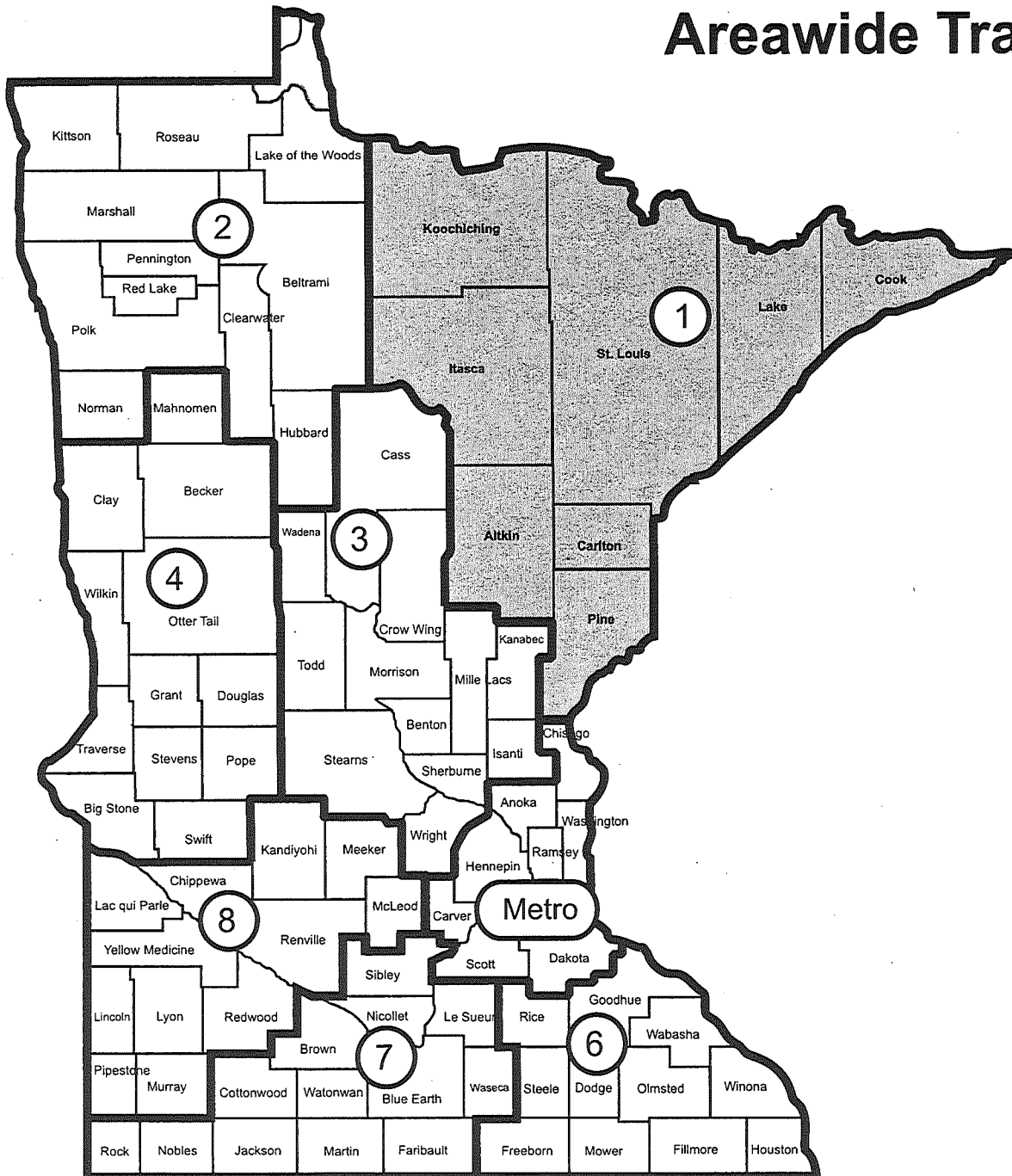
Program	Description
AM	Municipal Agreement
BI	Bridge Improvement
BP	Bridge Preservation
BR	Bridge Replacement
BT	Bike Trail (not an Enhancement)
CA	Consultant Agreement
CB	Capital Improprement
DR	Drainage
EN	Enhancement (STP)
IR	Indian Reservation Roads
JT	Jurisdictional Transfer
MA	Miscellaneous Agreements
MC	Major Construction
NA	Not Applicable (Uncommitted)
NO	Noise Walls
PE	Preliminary Engineering
PL	Planning
PM	Preventive Maintenance
RB	Rest Area/Beautification
RC	Reconstruction
RD	Recondition
RL	Revolving Loan
RS	Resurfacing
RT	Recreational Trail (DNR only)
RW	Right of Way Acquisition
RX	Road Repair (Bridge and Road Construction) (BARC)
SA	Supplemental Agreement/Cost Overruns
SB	Scenic Byway
SC	Safety Capacity
SH	Highway Safety Improvement Program (HSIP)
SR	Safety Railroads
TM	Transportation Management
TR	Transit (FHWA)
B9	FTA Urbanized Area Formula – Section 5307
CF	Clean Fuels – Section 5308
B3	FTA Capital Program - Section 5309
NB	FTA Elderly and Person with Disabilities – Section 5310
OB	FTA Non-urbanized Areas - Section 5311
JA	FTA Job Access and Reverse Commute – Section 5316
NF	New Freedom Section 5317

Figure 7 Proposed Fund Categories	
Fund	Description
BF	Bond Funds
BH	Bridge Rehabilitation
BR	Bridge Replacement
BROS	Off System Bridge
CBI	Coordinated Border Infrastructure
CMAQ	Congestion Mitigation and Air Quality
DPS	Department of Public Safety
ER	Emergency Relief
ES	Economic Stimulus
FFM	Federal Fund Miscellaneous (TCSP, Special Appr.)
FH	Forest Highway
FTA	Federal Transit Administration
HSIP	Highway Safety Improvement Program
HPP	High Priority Project (Earmarked)
IM	Interstate Maintenance
IRR	Indian Reservation Roads
ITS	Intelligent Transportation Systems
LF	Local Funds or Other
NCIP	National Corridor Infrastructure (Earmarked)
NHS	National Highway System
PNRS	Projects of National and Regional Significance (Earmarked)
PUB	Public Lands
RES	Research
RRS	STP Rail Safety
RT	Recreational Trail
SB	Scenic Byways
SF	State Funds
SRTS	Safe Routes to School
STP	Surface Transportation Program
SU	STP Small Urban
TEA	Transportation Enhancement (STP)
TI	Transportation Improvements (Earmarked)
TRLF	Transportation Revolving Loan Fund
UG	STP Urban Guarantee

- AC - The total estimated amount of future federal funds (AC) being committed to a project, front-ended by local/state funds.
- FTA - The total estimated federal aid transit funding to be used for the project.
- TH - The total estimated state trunk highway funding to be used for the project.
- Other - Estimate of funding other than FHWA, FTA or state TH to be used for the project. This includes local match and special legislative appropriations.

This page left blank intentionally

Areawide Transportation Partnership (ATP) Boundaries



DISTRICT 1

Transportation District Engineer

Mike Robinson

(218) 725-2704

1123 Mesaba Avenue

Duluth, Minnesota 55811

General Information: (218) 725-2700

FAX: (218) 725-2800

ATP: 1
Fiscal Year: 2010

STIP for FY 2010-2013

Seq #	Route System	Project Number	Agency	Description	Miles	Program	Type of Work	Proposed Funds	Total	FHWA	AC	FTA	TH	Other
1	BB	TRF-0005-10	MNDOT	SECT 5311: AEOA TRANSIT OPERATING ASSISTANCE	0.0	OB	OPERATE BUS	FTA	3,979,920	0	0	1,061,626	0	2,918,294
2	BB	TRF-0013-10	FOND DU LAC RESERVATION	SECT 5309: FOND DU LAC BAND REMAINING REIMBURSEMENT PLUS ONE ADDITIONAL BUS PURCHASE	0.0	B3	BUS GRANT CAPITAL IMPROVEMENT	FTA	83,078	0	0	66,462	0	16,616
3	BB	TRF-0016-10A	DULUTH TRANSIT AUTHORITY	SECT 5307: DULUTH DIAL-A-RIDE TRANSIT OPERATING ASSISTANCE	0.0	B9	OPERATE BUS	LF	531,841	0	0	0	0	531,841
4	BB	TRF-0016-10B	DULUTH TRANSIT AUTHORITY	SECT 5307: DULUTH TRANSIT OPERATING ASSISTANCE REGULAR ROUTE AND PREVENTATIVE MAINTENANCE	0.0	B9	OPERATE BUS	FTA	10,570,649	0	0	1,300,000	0	9,270,649
5	BB	TRF-0016-10C	DULUTH TRANSIT AUTHORITY	SECT. 5307: DULUTH TRANSIT CAPITAL	0.0	B9	BUS GRANT CAPITAL IMPROVEMENT	FTA	600,756	0	0	480,605	0	120,151
6	BB	TRF-0016-10D	DULUTH TRANSIT AUTHORITY	SECT. 5309: DULUTH TRANSIT FACILITIES REFURBISHMENTS	0.0	B3	BUS GRANT CAPITAL IMPROVEMENT	FTA	500,000	0	0	400,000	0	100,000
7	BB	TRF-0016-10E	DULUTH TRANSIT AUTHORITY	SECT. 5309: DULUTH TRANSIT FOUR HYBRID CONVERSIONS	0.0	B3	BUS GRANT CAPITAL IMPROVEMENT	FTA	510,000	0	0	408,000	0	102,000
8	BB	TRF-0016-10F	DULUTH TRANSIT AUTHORITY	SECT. 5309: DULUTH TRANSIT PASSENGER AMENITIES, BUS FACILITIES, AND EQUIPMENT	0.0	B3	BUS GRANT CAPITAL IMPROVEMENT	FTA	1,875,000	0	0	1,500,000	0	375,000
9	BB	TRF-0022-10	MNDOT	SECT 5311: HIBBING TRANSIT OPERATING ASSISTANCE	0.0	OB	OPERATE BUS	FTA	249,574	0	0	79,869	0	169,705
10	BB	TRF-0061-10	MNDOT	SECT 5311: VIRGINIA TRANSIT OPERATING ASSISTANCE	0.0	OB	OPERATE BUS	FTA	239,861	0	0	68,289	0	171,572
11	BB	TRS-0016-10T	DULUTH TRANSIT AUTHORITY	DTA-PURCHASE 1 BUS (CLASS 700)	0.0	TR	PURCHASE BUS	STP	317,500	254,000	0	0	0	63,500
12	RR	31-00123	MNDOT	GATE CROSSING AT 3RD AVE NE	0.0	SR		RRS	400,000	400,000	0	0	0	0
13	PED/BIKE	01-090-02	AITKIN	**MN182** EXTEND CUYUNA RANGE & GREAT RIVER RD TRAILS NEAR AITKIN	2.5	BT	PED./BIKE IMPROVEMENT	HPP	414,864	287,968	0	0	0	126,896
14	LOCAL 999	01-591-02	AITKIN COUNTY	**SRTS IN** CITY OF AITKIN - RIPPLESIDE ELEMENTARY SCHOOL - FILLING GAPS IN SIDEWALK SYSTEM ALONG PRIMARY ROUTES TO ACCESS SCHOOL (2009 SOLICITATION)	0.0	BT	PED./BIKE IMPROVEMENT	SRTS	139,000	117,400	0	0	0	21,600
15	CSAH 10	01-610-24	AITKIN COUNTY	**MN140** AITKIN CSAH 18 TO 8.2 MI S JCT TH 200, BITUMINOUS PAVING	6.8	RC	BITUMINOUS PAVEMENT	HPP	910,000	728,000	0	0	0	182,000

ATP: 1
Fiscal Year: 2010

STIP for FY 2010-2013

Seq #	Route System	Project Number	Agency	Description	Miles	Program	Type of Work	Proposed Funds	Total	FHWA	AC	FTA	TH	Other
16	PED/BIKE	09-090-02	CARLTON COUNTY	ST LOUIS RIVER TRAIL, PHASE III, 29TH ST TO PAPER MILL IN CLOQUET	1.5	EN	PED./BIKE IMPROVEMENT	TEA	312,500	250,000	0	0	0	62,500
17	PED/BIKE	09-090-03AC	CARLTON COUNTY	ST LOUIS RIVER TRAIL, PHASE II, SCANLON PARK & RIDE TO 29TH ST (AC PAYBACK 1 OF 1)	4.0	EN	PED./BIKE IMPROVEMENT	TEA	615,000	615,000	0	0	0	0
18	PED/BIKE	09-090-04	FOND DU LAC RESERVATION	FOND DU LAC (BLACK BEAR CASINO) TO MUNGER TRAIL CONNECTION, PED/BIKE TRAIL	1.0	EN	PED./BIKE IMPROVEMENT	TEA	445,300	356,240	0	0	0	89,060
19	CITY 4	09-596-04	CARLTON COUNTY	**MN200** CONSTRUCT TRAIL CONNECTION TO CO HWY 1, CITY OF CARLTON	1.0	BT	PED./BIKE IMPROVEMENT	HPP	179,794	143,835	0	0	0	35,959
20	TWN	09-596-05	TWIN LAKES TOWNSHIP	**MN201* CONSTRUCT PFEIFER ROAD, REMOVE 10 FT RAISED CROSSING, TWIN LAKES TWP	0.0	RC	GRADE AND SURFACE	HPP	324,354	181,217	0	0	0	143,137
21	CSAH 7	09-607-22	CARLTON COUNTY	JCT TH 210 TO STRAND RD, RESURFACING	1.6	RS	BITUMINOUS OVERLAY	STP	330,000	264,000	0	0	0	66,000
22	CSAH 8	16-608-10	COOK COUNTY	**MN108** PHASE III OF DEVIL TRACK ROAD PROJECT, COOK CO	3.5	RC	GRADE AND SURFACE	HPP	2,055,741	1,079,880	0	0	0	975,861
23	CSAH 7	31-607-26	ITASCA COUNTY	**MN183** CSAH 7 BETWEEN ITASCA CO RD 341 AND SCENIC STATE PARK ENTRANCE, RECONSTRUCT	7.0	RC	GRADE AND SURFACE	HPP	3,318,913	2,303,744	0	0	0	1,015,169
24	PED/BIKE	36-090-01	KOOCHICHING COUNTY	**MN129** CONSTRUCT A BIKE TRAIL ALONG N SIDE OF TH 11 TO VOYAGEURS NATIONAL PARK VISITORS CENTER, BLACK BAY OF RAINY LAKE	3.0	BT	PED./BIKE IMPROVEMENT	HPP	1,559,344	485,947	0	0	0	1,073,397
25	CSAH 155	36-755-01	KOOCHICHING COUNTY	**MN133** CONSTRUCT RD HIGHWAY 332 TO TH 11 INCLUDING A SIGNALIZED RAIL RD CROSSING	0.0	MC	GRADE AND SURFACE	HPP	1,004,153	215,977	0	0	0	788,176
26	PED/BIKE	38-090-03	LAKE COUNTY	**MN145** CONSTRUCT TWO HARBORS HIGH SCHOOL TRAIL CONNECTING TWO HARBORS HIGH SCHOOL TO TWO HARBORS CITY	0.0	BT	PED./BIKE IMPROVEMENT	HPP	1,002,940	802,352	0	0	0	200,588
27	PED/BIKE	38-090-06	LAKE COUNTY	**MN110** DESIGN & CONSTRUCTION OF CLAIR NELSON INTERMODAL CENTER, FINLAND	0.0	BT	BUILDINGS	HPP	1,267,593	719,921	0	0	0	547,672
28	PED/BIKE	38-090-06E	LAKE COUNTY	FINLAND COMMUNITY& TRAIL CENTER (AC PROJECT, PAYBACK IN 2013)	0.0	EN	BUILDINGS	TEA	73,750	0	295,000	0	0	73,750
29	EN	38-595-03	LAKE COUNTY	MALLET 229 STEAM ENGINE RESTORATION	0.0	EN	HISTORIC PRESERVATION	TEA	250,000	200,000	0	0	0	50,000
30	CSAH 6	38-606-08	LAKE COUNTY	BETWEEN TH1 AND TH61, PAVEMENT RECLAMATION	7.2	RD	BITUMINOUS RECLAMATION	STP	2,200,000	900,000	0	0	0	1,300,000
31	CSAH 7	58-607-21	PINE COUNTY	CSAH 7, 4.5 MI W OF PINE CITY, PAVEMENT RECLAMATION	5.3	RD	BITUMINOUS RECLAMATION	STP	1,000,000	800,000	0	0	0	200,000

ATP: 1
Fiscal Year: 2010

STIP for FY 2010-2013

Seq #	Route System	Project Number	Agency	Description	Miles	Program	Type of Work	Proposed Funds	Total	FHWA	AC	FTA	TH	Other
32	PED/BIKE	69-090-18	REGIONAL RAIL AUTHORITY	**MN175** MESABI TRAIL MCKINLEY TO BIWABIK, PED/BIKE TRAIL	4.9	BT	PED./BIKE IMPROVEMENT	HPP	600,000	480,000	0	0	0	120,000
33	PED/BIKE	69-090-21	REGIONAL RAIL AUTHORITY	MESABI TRAIL-BEARHEAD STATE PARK TO TOWER	12.0	EN	PED./BIKE IMPROVEMENT	TEA	600,000	400,000	0	0	0	200,000
34	PED/BIKE	69-090-24	REGIONAL RAIL AUTHORITY	FAYAL TO EVELETH SEGMENT OF MESABI TRAIL, PED/BIKE TRAIL	2.7	EN	PED./BIKE IMPROVEMENT	TEA	270,000	216,000	0	0	0	54,000
35	EN	69-595-06	ST LOUIS COUNTY	IMPROVEMENTS TO DULUTH TRAIN DEPOT, HISTORIC PRESERVATION (AC PROJECT, PAYBACK IN 2011)	0.0	EN	HISTORIC PRESERVATION	TEA	200,000	0	400,000	0	0	200,000
36	TH 169	69-596-05	TOWER	**MN185** IMPROVEMENTS TH 169 & TH 135 IN THE CITY OF TOWER, ROADWAY REALIGNMENT	1.0	RC	GRADE,SURFACE & BRIDGE	HPP	3,582,348	1,595,343	0	0	0	1,987,005
37	CITY	69-597-05	ST LOUIS COUNTY	**MN160** NEW CONNECTION, ST LOUIS CO CSAH 11 (UGSTAD RD) TO CSAH 14 (BOUNDARY AVE), GRADE, SURFACE, BRIDGE	1.1	MC	NEW BRIDGE	HPP STP	5,364,745	4,308,697	0	0	0	1,056,048
38	CSAH 4	69-604-65	ST LOUIS COUNTY, DULUTH	JCT CSAH 4 (BOTH INTERSECTIONS) AND ARROWHEAD RD, RIGHT TURN LN S & SIGNAL MODIFICATIONS	0.0	SC	TRAFFIC SIGNAL REVISION	STP	1,830,000	1,464,000	0	0	0	366,000
39	CSAH 91	69-691-20	ST LOUIS COUNTY	**MN156** ST LOUIS CSAH 91, DM&IR RR CROSSING AT 8TH ST, DULUTH, TO CSAH 56, RECONSTRUCT	2.3	RC	GRADE AND SURFACE	HPP	6,069,214	3,599,601	0	0	0	2,469,613
40	EN	69-724-04	COOK	STREETSCAPE OF RIVER ST IN DOWNTOWN COOK	0.9	EN	ENHANCEMENT	TEA	307,200	245,760	0	0	0	61,440
41	LOCAL 999	88-070-13	MNDOT	SIX INCH WIDE EPOXY EDGELINES AND FOUR INCH EPOXY CENTERLINES (ATP WIDE)	0.0	SH	STRIPING	HSIP	843,744	759,370	0	0	0	84,374
42	LOCAL 999	88-ANG-10	DULUTH AIR GUARD	**MN134** CONSTRUCTION OF PRIMARY & SECONDARY ACCESS ROADWAYS TO DULUTH AIR NATIONAL GUARD BASE	2.5	MC	GRADE AND SURFACE	HPP	2,558,064	2,046,451	0	0	0	511,613
43	EN	91-070-17	ARDC	NE MN BICYCLE EDUCATION PROGRAM	0.0	EN	PLANNING	TEA	78,374	62,699	0	0	0	15,675
44	RR	91-596-05	MNDOT	\$\$\$ ST CROIX VALLEY RR BRIDGE OVER THE SNAKE RIVER IN PINE CITY, BRIDGE REPAIR	0.0	BI	BRIDGE REPAIR	ES	750,000	750,000	0	0	0	0
45	PED/BIKE	92-090-27	MNDNR	**MN118** CONSTRUCTION GITCHI GAMI STATE TRAIL, LUTSEN PHASE CO RD 34 TO SKI HILL RD	1.5	EN	PED./BIKE IMPROVEMENT	HPP TEA	1,020,374	816,299	0	0	0	204,075
46	PED/BIKE	92-090-32	MNDNR	**MN102** CONSTRUCTION OF GITCHI-GAMI STATE TRAIL, CASCADE RIVER TO GRAND MARAIS	8.0	EN	PED./BIKE IMPROVEMENT	HPP TEA	1,827,911	1,209,911	0	0	0	618,000
47	PED/BIKE	92-090-34	MNDNR	**MN187** CONSTRUCTION OF GITCHI-GAMI TRAIL, SILVER BAY TO TETTEGOUCHE STATE PARK	7.0	BT	PED./BIKE IMPROVEMENT	HPP	2,649,851	1,349,851	0	0	0	1,300,000

ATP: 1
Fiscal Year: 2010

STIP for FY 2010-2013

Seq #	Route System	Project Number	Agency	Description	Miles	Program	Type of Work	Proposed Funds	Total	FHWA	AC	FTA	TH	Other
48	PED/BIKE	118-090-15	DULUTH	LAKEWALK EXTENSION PHASE III, 47TH TO 60TH AVE, BIKE TRAIL	1.5	EN	PED./BIKE IMPROVEMENT	TEA	600,000	400,000	0	0	0	200,000
49	PED/BIKE	118-090-34	DULUTH	SEVEN BRIDGES RD REHABILITATION, REPLACE BITUMINOUS PAVEMENT CONNECTING HISTORIC BRIDGES	1.4	EN	BITUMINOUS RECLAMATION	TEA	320,428	256,342	0	0	0	64,086
50	MSAS 162	118-162-13	DULUTH	GLENWOOD ST, 45TH AVE E TO 52ND AVE E, RECONSTRUCT (AC PROJECT, PAYBACK IN 2011)	0.6	RC	GRADE AND SURFACE	STP	245,000	0	980,000	0	0	245,000
51	PED/BIKE	118-591-05	DULUTH	**SRTS IN** CITY OF DULUTH - HARRIET BEECHER STOWE ELEMENTARY SCHOOL - ADDRESS SAFETY ISSUES ALONG PRIMARY ROUTES TO ACCESS SCHOOL (2008 SOLICITATION)	0.0	BT	PED./BIKE IMPROVEMENT	SRTS	12,107	12,107	0	0	0	0
52	PED/BIKE	129-090-03	GRAND RAPIDS	TH 169 MULTI-USE TRAIL, PHASE II, INTERSECTION OF 7TH AVE SE & 4TH ST SE TO INTERSECTION OF TH 169 AND 13TH AVE NE, MESABI TRAILHEAD TO INTERSECTION OF TH 169 AND 13TH AVE NE	4.0	EN	PED./BIKE IMPROVEMENT	TEA	710,728	447,194	0	0	0	263,534
53	RR	129-141-02	MNDOT	CLOSE 5TH AVE NE, CONSTRUCT CONNECTOR ROAD	0.0	SR		RRS	600,000	600,000	0	0	0	0
54	TH 2	3104-59	MNDOT	**ELLA** EAST JCT TH 169 TO LAPRAIRIE AVENUE IN LAPRAIRIE, MILL & OVERLAY	1.8	RS	MILL AND OVERLAY	NHS	991,616	793,293	0	0	192,234	6,089
55	TH 2	6907-41	MNDOT	\$\$\$ST LOUIS CO RD 845 TO JCT ST LOUIS CO RD 875, MILL & OVERLAY	13.0	RS	MILL AND OVERLAY	ES	4,900,000	4,900,000	0	0	0	0
56	TH 11	3604-69M	MNDOT	KOOCHICHING CSAH 4 (W OF FRONTIER) TO CO RD 83 (W OF INDUS), RECLAIM & SHOULDER WIDENING & REPLACE BR 8020, 88836 & 6316 (DIST 2 SP 3604-69)	18.7	RD	BITUMINOUS RECLAMATION	BF FFM	12,660,000	655,893	0	0	0	12,004,107
57	TH 33	0905-52	MNDOT	**ELLA** MILL & OVERLAY FROM THE JCT DODDRIDGE AVENUE TO THE JCT CLOQUET AVENUE IN CLOQUET	0.6	RS	MILL AND OVERLAY	NHS	339,381	271,505	0	0	67,876	0
58	I 35	0980-137	MNDOT	0.4 MI S JCT TH 73 TO 2.6 MI S CARLTON CSAH 4 (NB), CONCRETE PAVEMENT REPAIR	8.7	RS	JOINT REPAIRS	IM	2,660,000	2,394,000	0	0	266,000	0
59	I 35	0980-138	MNDOT	**BP08** 1.8 MI S OF N PINE CO LINE TO PINE CO LINE (NB & SB) & PINE CO LINE TO THE S END OF BR #69037 OVER TH 27 (NB) & PINE CO LINE TO 2.6 MI S OF CSAH 4 (SB) UNBONDED CONCRETE OVERLAY	17.6	RC	UNBONDED CONCRETE OVERLAY	BF	22,430,000	0	0	0	0	22,430,000
60	I 35	5880-179	MNDOT	2.7 MI S HINCKLEY UNDER TH 23, REPLACE BR #9782	0.0	BR	BOX CULVERT	BF	3,050,000	0	0	0	0	3,050,000

ATP: 1
Fiscal Year: 2010

STIP for FY 2010-2013

Seq #	Route System	Project Number	Agency	Description	Miles	Program	Type of Work	Proposed Funds	Total	FHWA	AC	FTA	TH	Other
61	I 35	6982-290	MNDOT	BOUNDARY AVETO 26TH AVE E, PAVEMENT REPLACEMENT & REPAIRS, BRIDGE REPLACEMENT BR 69831, 69832, 69880 & REPAIRS BR 69851, 69852, 69879 + SPOT REPAIRS AT 21ST AVE W INTERCHANGE, REMOVE BR 69835 & 69828 NEAR 27TH AVE W, SAFETY IMPROVEMENTS (AC PROJECT, PAY	10.0	BR	BRIDGE REPLACEMENT	BF IM	63,699,268	15,362,000	10,738,000	0	2,900,000	45,437,268
62	I 35	6982-295	MNDOT	THOMPSON HILL REST AREA, BUILDING AND SITE PRESERVATION	0.0	RB	REST AREA	IM	502,068	401,654	0	0	100,414	0
63	I 35	6982-297	MNDOT	BOUNDARY AVE TO 26TH AVE E., PURCHASE TOWER LIGHTING POLES	10.0	SC	LIGHTING	IM	1,000,000	900,000	0	0	100,000	0
64	TH 37	6947-49	MNDOT	1.8 MI E OF JCT TH 169, REPLACE BR 8904 OVER STREAM	0.0	BR	BRIDGE REPLACEMENT	STP	363,000	290,400	0	0	72,600	0
65	TH 45	0910-29	MNDOT	**ELLA** FROM THE JCT TH 210 TO 0.13 MI N OF THE JCT I-35	2.6	RS	BITUMINOUS RECLAMATION	STP	1,649,688	1,275,325	0	0	318,831	55,532
66	TH 61	1603-45	MNDOT	13.3 MI N OF GUNFLINT TRAIL TO 2.6 MI S OF HOVLAND, REPIACE BR 8297, REPAIR BR'S 8298, 8301	0.0	BI	BRIDGE REPAIR	NHS	650,000	520,000	0	0	130,000	0
67	TH 61	3805-97	MNDOT	PERMANENT ROCK PROTECTION WALL AT SILVER CLIFF TUNNEL	0.0	RX	SPOT IMPROVEMENT	NHS	483,596	386,877	0	0	96,719	0
68	TH 61	3806-60	MNDOT	**MN136** RECONSTRUCT TH 61, SPLIT ROCK RIVER TO CHAPINS CURVE, BR 8285 & 8286, INCLUDING CONSTRUCTION OF THE GITCHI GAMI SPUR TRAIL, MAIN TRAIL & SILVER BAY MARINA ALONG THE TH 61 ROADWAY SEGMENT	3.4	RC	GRADE AND SURFACE	HPP NHS	13,592,220	10,907,220	0	0	2,685,000	0
69	TH 61	3806-68	MNDOT	NORTH SHORE SCENIC DRIVE, SPLIT ROCK RIVER PARKING AREA IMPROVEMENTS	0.0	RB	REST AREA	SB	312,500	250,000	0	0	62,500	0
70	TH 61	6925-127	MNDOT	AT THE JUNCTION OF TH 61 AND I-35 NEAR 26TH AVE EAST IN DULUTH, INTERSECTION MODIFICATION AND PAVEMENT REPLACEMENT	0.6	RD	CONCRETE PAVEMENT	NHS	1,000,000	800,000	0	0	200,000	0
71	TH 61	6925-5772B	MNDOT	BETWEEN 60TH AND 61ST AVENUES EAST IN DULUTH, PHASE II RESTORATION OF LESTER RIVER BRIDGE NO 5772	0.0	BI	BRIDGE REPAIR	BH	1,120,800	896,800	0	0	224,000	0
71	TH 61	6925-5772BE	MNDOT	BETWEEN 60TH AND 61ST AVENUES EAST IN DULUTH, PHASE II RESTORATION OF LESTER RIVER BRIDGE NO 5772	0.0	BI	BRIDGE REPAIR	TEA	1,120,800	896,800	0	0	224,000	0
72	TH 61	8821-176	MNDOT	BETWEEN DULUTH AND TWO HARBORS, CONSTRUCT EIGHT TURN LANES	0.0	SH	TURN LANES	HSIP	500,000	450,000	0	0	50,000	0

ATP: 1
Fiscal Year: 2010

STIP for FY 2010-2013

Seq #	Route System	Project Number	Agency	Description	Miles	Program	Type of Work	Proposed Funds	Total	FHWA	AC	FTA	TH	Other
72	TH 61	8821-176SC	MNDOT	BETWEEN DULUTH AND TWO HARBORS, CONSTRUCT EIGHT TURN LANES	0.0	SC	TURN LANES	NHS	380,000	304,000	0	0	76,000	0
73	TH 65	3112-34	MNDOT	N LIMITS OF NAUSHAWUK TO JCT TH 1, PAVEMENT RECLAMATION	33.0	RD	BITUMINOUS RECLAMATION	BF	13,230,000	0	0	0	0	13,230,000
74	TH 65	3609-39	MNDOT	REMOVE APPROACHES FOR BRIDGE 5721 OVER LITTLEFORK RIVER (6.8 MI N OF KOOCHICHING COUNTY LINE)	0.0	BR	BRIDGE APPROACHES	SF	152,999	0	0	0	152,999	0
74	TH 65	3609-39C	MNDOT	DISMANTLE SUPERSTRUCTURE OF BRIDGE # 5721 OVER LITTLEFORK RIVER (6.8 MI N OF KOOCHICHING CO LINE)	0.0	EN	BRIDGE APPROACHES	TEA	511,995	409,596	0	0	102,399	0
75	TH 65	3609-40C	MNDOT	REHABILITATE AND RELOCATE BR # 5721 OVER LITTLEFORK RIVER (6.8 MI N OF KOOCHICHING CO LINE)	0.0	EN	BRIDGE REPAIR	TEA	1,120,000	896,000	0	0	224,000	0
76	TH 73	0912-28	MNDOT	**ELLA** MILL & OVERLAY FROM 7.1 MILES SOUTH OF CROMWELL TO CROMWELL	7.2	RS	MILL AND OVERLAY	STP	1,094,291	875,433	0	0	218,858	0
77	TH 169	0115-43	MNDOT	**ADA** REPLACE OLD & ADD NEW SIDEWALK & PED RAMP TO PROVIDE CONTINUOUS PEDESTRIAN ACCESS ROUTE THROUGH AITKIN ON TH 169 AND TH 210	3.5	EN	PED/BIKE IMPROVEMENT	TEA	203,568	162,854	0	0	40,714	0
78	TH 169	3116-132	MNDOT	0.23 MI SW OF ITASCA CO CSAH 15 TO 2.8 MI E OF NASHAWUK, PAVEMENT RECLAMATION, MILL & OVERLAY	15.3	RD	MILL AND OVERLAY	BF NHS	11,210,000	4,200,000	0	0	1,050,000	5,960,000
79	I 535	6981-9030F	MNDOT	BLATNIK BR 9030 OVER ST LOUIS RIVER, CABLE & SHIM REPAIR	0.0	BI	BRIDGE REPAIR OTHER	SF LF	224,000	0	0	0	112,000	112,000
80	TH 999	8821-151	MNDOT	TH 71, 73, AND 217 IN KOOCHICHING, ITASCA, AND ST LOUIS CO, BRIDGE DECK OVERLAYS, BR 36011, 36012, 36006, 69011	0.0	BI	BRIDGE OVERLAY	STP	464,000	371,200	0	0	92,800	0
81	TH 999	8821-184	MNDOT	**ELLA** DISTRICTWIDE PM - MILL & INLAY	0.0	PM	MILL AND INLAY	SF	1,364,910	0	0	0	1,364,910	0
82	TH 999	8821-199	MNDOT	**ADA** DISTRICTWIDE ADA IMPROVEMENTS IN THE CITIES OF DULUTH, TWO HARBORS, CLOQUET, AND ELY	0.0	EN	CURB & GUTTER	TEA	586,354	469,083	0	0	117,271	0
83	TH 999	8801-RW-10	MNDOT	DISTRICTWIDE SETASIDES - R/W ACQUISITION/ACC MGMT - 2010	0.0	RW	RIGHT OF WAY	SF	2,600,000	0	0	0	2,600,000	0
84	TH 999	8801-SAS-10	MNDOT	DISTRICTWIDE SETASIDES - 2010	0.0	SC	MISCELLANEOUS	SF	9,887,000	0	0	0	9,887,000	0
85	TH 999	8801-SHS-10	MNDOT	DISTRICTWIDE SETASIDE - MNDOT HSIP PROJECTS-LANE DEPARTURE & LIGHTING	0.0	SH	SAFETY TARGET	HSIP	79,660	71,694	0	0	7,966	0
									\$244,435,227	\$82,236,733	\$12,413,000	\$5,364,851	\$23,737,091	\$133,096,552

ATP: 1
Fiscal Year: 2011

STIP for FY 2010-2013

Seq #	Route System	Project Number	Agency	Description	Miles	Program	Type of Work	Proposed Funds	Total	FHWA	AC	FTA	TH	Other
86	BB	TRF-0005-11	MNDOT	SECT 5311: AEOA TRANSIT OPERATING ASSISTANCE	0.0	OB	OPERATE BUS	FTA	4,099,318	0	0	1,061,626	0	3,037,692
87	BB	TRF-0016-11A	DULUTH TRANSIT AUTHORITY	SECT 5307: DULUTH DIAL-A-RIDE TRANSIT OPERATING ASSISTANCE	0.0	B9	OPERATE BUS	LF	547,796	0	0	0	0	547,796
88	BB	TRF-0016-11B	DULUTH TRANSIT AUTHORITY	SECT 5307: DULUTH TRANSIT OPERATING ASSISTANCE REGULAR ROUTE AND PREVENTATIVE MAINTENANCE	0.0	B9	OPERATE BUS	FTA	10,195,588	0	0	1,300,020	0	8,895,568
89	BB	TRF-0016-11C	DULUTH TRANSIT AUTHORITY	SECT. 5307: DULUTH TRANSIT CAPITAL IMPROVEMENT	0.0	B9	BUS GRANT CAPITAL IMPROVEMENT	FTA	699,856	0	0	559,885	0	139,971
90	BB	TRF-0022-11	MNDOT	SECT 5311: HIBBING TRANSIT OPERATING ASSISTANCE	0.0	OB	OPERATE BUS	FTA	257,061	0	0	79,869	0	177,192
91	BB	TRF-0061-11	MNDOT	SECT 5311: VIRGINIA TRANSIT OPERATING ASSISTANCE	0.0	OB	OPERATE BUS	FTA	247,057	0	0	68,289	0	178,768
92	BB	TRS-0016-11	DULUTH TRANSIT AUTHORITY	DTA-PURCHASE 3 BUSES (CLASS 400)	0.0	TR	PURCHASE BUS	STP	210,000	168,000	0	0	0	42,000
93	RR	69-00185	MNDOT	ST LOUIS 223, MUNGER SHAW RD, ST LOUIS CO, INSTALL GATES	0.0	SR	RAILROAD SIGNALS	RRS	225,000	202,500	0	0	0	22,500
94	RR	69-00186	MNDOT	ST LOUIS CO 444, HIBBING, ST LOUIS CO, INSTALL GATES	0.0	SR	RAILROAD SIGNALS	RRS	225,000	202,500	0	0	0	22,500
95	RR	69-00187	MNDOT	ST LOUIS CSAH 27, 1.5 MI E HIBBING, ST LOUIS CO, INSTALL GATES	0.0	SR	RAILROAD SIGNALS	RRS	225,000	202,500	0	0	0	22,500
96	RR	69-00188	MNDOT	ST LOUIS CSAH 87, LEANDER RD E, INSTALL GATES	0.0	SR	RAILROAD SIGNALS	RRS	225,000	202,500	0	0	0	22,500
97	CSAH 10	01-610-22	AITKIN COUNTY	**MN140** JCT TH 169 TO JCT TH 232, GRADING & BASE	7.1	RC	GRADING	HPP	1,930,000	1,544,000	0	0	0	386,000
98	CSAH 10	01-610-25	AITKIN COUNTY	**MN140** JCT TH 169 TO JCT TH 232, BITUMINOUS SURFACING	7.1	RC	BITUMINOUS PAVEMENT	HPP	1,010,000	808,000	0	0	0	202,000
99	CSAH 1	09-601-42	CARLTON COUNTY	5.7 MI TO 2.5 MI S WRESNSHALL, MILL & OVERLAY	3.2	RS	MILL AND OVERLAY	STP	480,000	384,000	0	0	0	96,000
100	CSAH 3	09-603-29	CARLTON COUNTY	3.5 MI S CARLTON TO CARLTON, MILL & OVERLAY	4.0	RS	MILL AND OVERLAY	STP	600,000	480,000	0	0	0	120,000
101	LOCAL 999	16-070-03	COOK COUNTY	COOK COUNTY INTERSECTION LIGHTING (PHASE II)	0.0	SH	LIGHTING	HSIP	14,000	12,600	0	0	0	1,400
102	LOCAL 999	16-070-04	COOK COUNTY	COOK COUNTY 6" EPOXY STRIPING (PHASE II)	0.0	SH	STRIPING	HSIP	27,800	25,020	0	0	0	2,780

ATP: 1
Fiscal Year: 2011

STIP for FY 2010-2013

Seq #	Route System	Project Number	Agency	Description	Miles	Program	Type of Work	Proposed Funds	Total	FHWA	AC	FTA	TH	Other
103	CSAH 14	31-614-12	ITASCA COUNTY	2.8 MI E ITASCA CSAH 29, REPLACE BR 7119	0.1	BR	BRIDGE REPLACEMENT	BR	1,000,000	800,000	0	0	0	200,000
104	EN	36-596-02	LITTLEFORK	STREETSCAPE IMPROVEMENTS ON TH 217 IN LITTLEFORK	0.0	EN	HISTORIC PRESERVATION	TEA	128,000	102,000	0	0	0	26,000
105	CSAH 10	58-610-12	PINE COUNTY	JCT PINE CSAH 9 TO 3.1 MI E, MILL & OVERLAY	3.1	RS	MILL AND OVERLAY	STP	720,000	576,000	0	0	0	144,000
106	LOCAL 999	69-080-05	ST LOUIS COUNTY	ST LOUIS COUNTY, RUMBLE STRIPES	0.0	SH	LIGHTING	HSIP	277,778	250,000	0	0	0	27,778
107	EN	69-595-06AC	ST LOUIS COUNTY	IMPROVEMENTS TO DULUTH TRAIN DEPOT, HISTORIC PRESERVATION, (AC PAYBACK 1 OF 1)	0.0	EN	HISTORIC PRESERVATION	TEA	400,000	400,000	0	0	0	0
108	CR 500	69-598-30	ST LOUIS COUNTY	0.4 MI W JCT ST LOUIS CSAH 25, REPLACE BR 88751 OVER LITTLEFORK RIVER	0.1	BR	BRIDGE REPLACEMENT	BR	700,000	560,000	0	0	0	140,000
109	CSAH 4	69-604-60	ST LOUIS COUNTY	JCT ST LOUIS CO CSAH 108 TO 0.7 MI N ST LOUIS CO RD 340, RECONSTRUCTION	2.3	RC	GRADE AND SURFACE	STP	4,800,000	3,840,000	0	0	0	960,000
110	CSAH 6	69-606-18	ST LOUIS COUNTY	INTERSECTION OF ST LOUIS CSAH 6 (MAPLE GROVE) & CSAH 103 (STEBNER) , TRAFFIC SIGNAL INSTALLATION & GEOMETRIC IMPROVEMENTS	0.0	SC	TRAFFIC SIGNAL INST.	STP	300,000	240,000	0	0	0	60,000
111	EN	69-661-15	ST LOUIS COUNTY	BUCHANAN TOWN SITE WAYSIDE REST ON ST LOUIS CSAH 61 S KNIFE RIVER, HISTORIC PRESERVATION	0.0	EN	HISTORIC PRESERVATION	TEA	405,554	324,443	0	0	0	81,111
112	LOCAL 999	88-070-16	ST LOUIS, LAKE COUNTIES	ST LOUIS AND LAKE COUNTIES, RUMBLE STRIPES	0.0	SH	STRIPING	HSIP	610,000	549,000	0	0	0	61,000
113	MSAS	118-080-36AC	DULUTH	PRELIMINARY ENGINEERING, JOSHUA AVE DULUTH HEIGHTS CONNECTOR (AC PAYBACK 1 OF 1)	1.0	PL	PLANNING	STP	400,000	400,000	0	0	0	0
114	PED/BIKE	118-090-14	DULUTH	**MN146** MUNGER TRAIL EXTENSION, DULUTH, PULASKI TO RECYCLE WAY	2.6	BT	PED./BIKE IMPROVEMENT	HPP	2,312,189	1,849,751	0	0	0	462,438
115	MSAS 162	118-162-13AC	DULUTH	GLENWOOD ST, 45TH AVE E TO 52ND AVE E, RECONSTRUCT (AC PAYBACK 1 OF 1)	0.6	RC	GRADE AND SURFACE	STP	980,000	980,000	0	0	0	0
116	MSAS 198	118-198-03	DULUTH	ANDERSON RD BETWEEN CHAMBERSBURG AVE & HAINES RD, RECONSTRUCTION	0.8	RC	GRADE AND SURFACE	STP	1,522,500	1,218,000	0	0	0	304,500
117	PED/BIKE	129-090-06	GRAND RAPIDS	TIOGA TO TH 169 MULTI-USE PED/BIKE TRAIL	1.0	EN	PED./BIKE IMPROVEMENT	TEA	156,250	125,000	0	0	0	31,250
118	CSAH 6	202-103-08	HERMANTOWN	INTERSECTION OF ST LOUIS CSAH 6 (MAPLE GROVE) & CSAH 103 (STEBNER) , TRAFFIC SIGNAL INSTALLATION & GEOMETRIC IMPROVEMENTS	0.0	SC	TRAFFIC SIGNAL INST.	STP	300,000	240,000	0	0	0	60,000

ATP: 1
Fiscal Year: 2011

STIP for FY 2010-2013

Seq #	Route System	Project Number	Agency	Description	Miles	Program	Type of Work	Proposed Funds	Total	FHWA	AC	FTA	TH	Other
119	TH 1	8821-196	MNDOT	ELY TO ISABELLA, GROUND IN EDGE LINES, ALL WEATHER PAINT	39.0	SH	STRIPING	HSIP	385,000	346,500	0	0	38,500	0
120	I 35	0980-09801A	MNDOT	JCT TH 33, REDECK BR 09801	0.0	BI	REDECK	IM	1,075,000	967,500	0	0	107,500	0
121	I 35	5880-177	MNDOT	1 MI N HINCKLEY TO 0.9 MI N JCT CSAH 33 (SB), UNBONDED CONCRETE/THICK BITUMINOUS OVERLAY (SCF)	17.6	RC	UNBONDED CONCRETE OVERLAY	IM	17,655,556	15,890,000	0	0	1,765,556	0
122	I 35	5880-9789	MNDOT	1.2 MI N HINCKLEY OVER BNSF RR, WIDEN AND PAINT BR 9789	0.0	BI	WIDEN AND REDECK	IM	1,323,000	1,190,700	0	0	132,300	0
123	I 35	6982-290AC1	MNDOT	BOUNDARY AVETO 26TH AVE E, PAVEMENT REPLACEMENT & REPAIRS, BRIDGE REPLACEMENT BR 69831, 69832, 69880 & REPAIRS BR 69851, 69852, 69879 + SPOT REPAIRS AT 21ST AVE WEST INTERCHANGE, REMOVE BR 69835 & 69828 NEAR 27TH AVE W, SAFETY IMPROVEMENTS (AC PAYBACK 1	10.0	BR	BRIDGE REPLACEMENT	IM	5,850,000	5,850,000	0	0	0	0
124	TH 53	6917-133	MNDOT	14.3 MI S JCT TH 37 OVER PALEFACE RIVER, REPLACE BR 6603	0.0	BR	BRIDGE REPLACEMENT	STP	950,000	760,000	0	0	190,000	0
125	TH 61	3807-52	MNDOT	BAPTISM RIVER REST AREA UPGRADE	0.0	RB	REST AREA	CBI	2,200,000	2,200,000	0	0	0	0
126	TH 71	3611-34M	MNDOT	0.1 MI N JCT TH 1 TO MARGIE, BITUMINOUS PAVEMENT RECLAMATION (DIST 2 PROJECT)	21.1	RD	PAINT BRIDGE	NHS	6,250,000	5,000,000	0	0	1,250,000	0
127	TH 107	3311-09M	MNDOT	KANABEC/PINE CO LINE TO JCT TH 23, BITUMINOUS MILL & OVERLAY (TIED TO 3311-09 IN DIST 3)	10.1	RS	MILL AND OVERLAY	STP	2,167,000	1,733,600	0	0	433,400	0
128	TH 123	5802-22	MNDOT	TH 123 TURNS LEFT TO N JCT TH 23, GRADE RAISE, BITUMINOUS OVERLAY	4.0	RD	BITUMINOUS OVERLAY	STP	1,686,000	1,348,800	0	0	337,200	0
129	TH 169	0115-40M	MNDOT	**ELLA**1.2 MI N GARRISON TO JCT TH 210, AITKIN, MILL AND OVERLAY, TURN LANES (DIST 3 PROJECT)	17.3	RS	MILL AND OVERLAY	NHS	4,379,000	3,503,200	0	0	875,800	0
130	TH 169	3116-133	MNDOT	9TH AVE NE, GRAND RAPIDS, TO S LIM OF COLERAINE, MILL & OVERLAY	4.7	RS	MILL AND OVERLAY	NHS	2,225,000	1,780,000	0	0	445,000	0
131	TH 210	0118-20M	MNDOT	0.8 MI E JCT TH 169, AITKIN TO 0.2 MI W JCT TH 169, AITKIN, MILL AND OVERLAY (DIST 3 PROJECT)	1.0	RS	MILL AND OVERLAY	NHS	330,750	264,600	0	0	66,150	0
132	TH 999	8821-192	MNDOT	DISTRICTWIDE RUMBLE STRIPP PROJECT	0.0	SH	STRIPING	HSIP	215,000	193,500	0	0	21,500	0
133	TH 999	8821-193	MNDOT	DISTRICTWIDE RURAL INTERSECTION LIGHTING	39.0	SH	LIGHTING	HSIP	150,000	135,000	0	0	15,000	0
134	TH 999	8801-RW-11	MNDOT	DISTRICTWIDE SETASIDES - R/W ACQUISITION/ACC MGMT - 2011	0.0	RW	RIGHT OF WAY	SF	1,458,000	0	0	0	1,458,000	0

ATP: 1

Fiscal Year: 2011

STIP for FY 2010-2013

Seq #	Route System	Project Number	Agency	Description	Miles	Program	Type of Work	Proposed Funds	Total	FHWA	AC	FTA	TH	Other
135	TH 999	8801-SAS-11	MNDOT	DISTRICTWIDE SETASIDES - 2011	0.0	CA	MISCELLANEOUS	SF	11,222,000	0	0	0	11,222,000	0
									\$95,752,053	\$57,849,214	\$0	\$3,069,689	\$18,357,906	\$16,475,244

ATP: 1
Fiscal Year: 2012

STIP for FY 2010-2013

Seq #	Route System	Project Number	Agency	Description	Miles	Program	Type of Work	Proposed Funds	Total	FHWA	AC	FTA	TH	Other
136	BB	TRF-0005-12	MNDOT	SECT 5311: AEOA TRANSIT OPERATING ASSISTANCE	0.0	OB	OPERATE BUS	FTA	4,222,297	0	0	1,061,626	0	3,160,671
137	BB	TRF-0016-12A	DULUTH TRANSIT AUTHORITY	SECT 5307: DULUTH DIAL-A-RIDE TRANSIT OPERATING ASSISTANCE	0.0	B9	OPERATE BUS	LF	564,230	0	0	0	0	564,230
138	BB	TRF-0016-12B	DULUTH TRANSIT AUTHORITY	SECT 5307: DULUTH TRANSIT OPERATING ASSISTANCE REGULAR ROUTE AND PREVENTATIVE MAINTENANCE	0.0	B9	OPERATE BUS	FTA	10,501,456	0	0	1,300,040	0	9,201,416
139	BB	TRF-0016-12C	DULUTH TRANSIT AUTHORITY	SECT. 5307: DULUTH TRANSIT CAPITAL IMPROVEMENT	0.0	B9	BUS GRANT CAPITAL IMPROVEMENT	FTA	699,856	0	0	559,885	0	139,971
140	BB	TRF-0022-12	MNDOT	SECT 5311: HIBBING TRANSIT OPERATING ASSISTANCE	0.0	OB	OPERATE BUS	FTA	264,773	0	0	79,869	0	184,904
141	BB	TRF-0061-12	MNDOT	SECT 5311: VIRGINIA TRANSIT OPERATING ASSISTANCE	0.0	OB	OPERATE BUS	FTA	254,469	0	0	68,289	0	186,180
142	BB	TRS-0005-12	MNDOT	ARROWHEAD TRANSIT-PURCHASE 5 BUSES - (CLASS 500)	0.0	TR	PURCHASE BUS	STP	605,000	484,000	0	0	0	121,000
143	BB	TRS-0016-12	DULUTH TRANSIT AUTHORITY	DTA-PURCHASE 10 BUSES TOTAL, 5 WILL BE HYBRID (CLASS 700)	0.0	TR	PURCHASE BUS	STP	4,618,180	3,694,544	0	0	0	923,636
144	RR	38-00107	MNDOT	CSAH 11, W OF TWO HARBORS, UPGRADE TO GATES	0.0	SR	RAILROAD SIGNALS	RRS	225,000	202,500	0	0	0	22,500
145	RR	69-00189	MNDOT	ST LOUIS CO RD 874, GRAND LAKE RD, INSTALL GATES	0.0	SR	RAILROAD SIGNALS	RRS	225,000	202,500	0	0	0	22,500
146	RR	69-00190	MNDOT	ST LOUIS CO RD 452, IRON JCT RD, ST, INSTALL GATES	0.0	SR	RAILROAD SIGNALS	RRS	225,000	202,500	0	0	0	22,500
147	CSAH 7	09-607-21	CARLTON COUNTY	JCT OF DODDRIDGE AVE & TH 33,CLOQUET, TRAFFIC SIGNAL& TURN LANES	0.0	SC	TRAFFIC SIGNAL REVISION	STP	375,000	300,000	0	0	0	75,000
148	PED/BIKE	16-030-03	GRAND PORTAGE BAND	GRAND PORTAGE RESERVATION TRAILS	1.3	EN	PED/BIKE IMPROVEMENT	TEA	375,000	300,000	0	0	0	75,000
149	CSAH 10	31-610-16	ITASCA COUNTY	BETWEEN WARBA & BOVEY, BITUMINOUS OVERLAY	13.2	RS	MILL AND OVERLAY	STP	1,000,000	800,000	0	0	0	200,000
150	CSAH 14	38-614-10	LAKE COUNTY	JCT LAKE CO CSAH 2 TO W CO LINE, PAVEMENT RECLAMATION	8.0	RD	BITUMINOUS RECLAMATION	STP	2,500,000	1,200,000	0	0	0	1,300,000
151	CSAH 21	69-621-30	ST LOUIS COUNTY	ST LOUIS TWP RD 6411 TO ST LOUIS CSAH 70, BITUMINOUS PAVEMENT RECLAMATION	8.5	RD	BITUMINOUS RECLAMATION	STP	3,187,500	2,550,000	0	0	0	637,500
152	PED/BIKE	92-090-38	MNDNR	GITCHI GAMI TRAIL-BEAVER RIVER BRIDGE AND W RD SEGMENT, PED/BIKE BRIDGE & TRAIL	1.0	EN	PEDESTRIAN BIKE BRIDGE	TEA	1,644,500	500,000	0	0	0	1,144,500

ATP: 1
Fiscal Year: 2012

STIP for FY 2010-2013

Seq #	Route System	Project Number	Agency	Description	Miles	Program	Type of Work	Proposed Funds	Total	FHWA	AC	FTA	TH	Other
153	MSAS 107	112-102-05	CLOQUET	JCT DODDRIDGE AVE & TH 33, CLOQUET, TRAFFIC SIGNAL & TURN LANES	0.0	SC	TRAFFIC SIGNAL REVISION	STP	375,000	300,000	0	0	0	75,000
154	PED/BIKE	118-090-16	DULUTH	LAKEWALK EXTENSION PHASE IV, 60TH AVE E TO TH 61, BIKE TRAIL	1.0	EN	PEDESTRIAN BIKE BRIDGE	TEA	525,000	420,000	0	0	0	105,000
155	PED/BIKE	118-090-17	DULUTH	LAKEWALK EXTENSION PHASE V, TH 61 TO BRIGHTON BEACH, BIKE TRAIL	0.5	EN	PEDESTRIAN BIKE BRIDGE	TEA	700,000	500,000	0	0	0	200,000
156	TH 1	3801-18	MNDOT	ELLA US FOREST ROUTE 553 TO US FOREST ROUTE 424, RECONSTRUCTION	5.2	RC	GRADE AND SURFACE	PUB	5,500,000	4,400,000	0	0	1,100,000	0
157	I 35	5880-173	MNDOT	1.0 MI N HINCKLEY TO 0.9 MI N PINE CSAH 33 (NB), THICK BITUMINOUS OVERLAY	17.6	RD	BITUMINOUS OVERLAY	IM	9,200,000	8,280,000	0	0	920,000	0
158	I 35	6982-290AC2	MNDOT	BOUNDARY AVE TO 26TH AVE E, PAVEMENT REPLACEMENT & REPAIRS, BRIDGE REPLACEMENT BR 69831, 69832, 69880 & REPAIRS BR 69851, 69852, 69879 + SPOT REPAIRS AT 21ST AVE W INTERCHANGE, REMOVE BR 69835 & 69828 NEAR 27TH AVE W, SAFETY IMPROVEMENTS (AC PAYBACK 2.0)	10.0	BR	BRIDGE REPLACEMENT	IM	4,888,000	4,888,000	0	0	0	0
159	TH 53	6916-103	MNDOT	JCT OF TH 53 & TH 33, REPLACE BR 69029	0.0	BR	BRIDGE REPLACEMENT	STP	2,700,000	2,160,000	0	0	540,000	0
160	TH 53	6917-127	MNDOT	ELLA 1.1 MILES SOUTH OF ST LOUIS CO CSAH 52 TO PALEFACE RIVER BRIDGE # 69019 NORTH OF COTTON, THICK BITUMINOUS OVERLAY	4.0	RS	BITUMINOUS OVERLAY	STP	1,000,000	800,000	0	0	200,000	0
161	TH 53	6917-139	MNDOT	ELLA JCT TH 53 & ST LOUIS CSAH 52, COTTON, INTERSECTION IMPROVEMENTS	0.0	SH	SPOT IMPROVEMENT	HSIP	700,000	630,000	0	0	70,000	0
162	TH 53	6920-48	MNDOT	**MN239** 4.5 MI S JCT TH1 TO S LIMITS OF COOK, 4-LANE EXPANSION	9.3	MC	GRADE, SURFACE & BRIDGE	HPP	45,800,000	36,640,000	0	0	9,160,000	0
163	TH 70	3310-11	MNDOT	JCT TH 107 TO KANABEC-PINE CO LINE, PAVEMENT RECLAMATION	0.8	RD	BITUMINOUS RECLAMATION	STP	331,064	264,851	0	0	66,213	0
164	TH 70	5810-15	MNDOT	KANABEC-PINE CO LINE TO JCT TH 361, PAVEMENT RECLAMATION	8.6	RD	BITUMINOUS RECLAMATION	STP	3,668,085	2,934,468	0	0	733,617	0
165	TH 169	3115-51	MNDOT	POKEGAMA AVE, 1ST TO 10TH ST, GRAND RAPIDS, WIDEN, TURN LANES, ACCESS MANAGEMENT IMPROVEMENTS	0.7	RC	GRADE AND SURFACE	NHS	4,840,000	3,280,000	0	0	820,000	740,000
166	TH 210	0916-11	MNDOT	1.0 MI E JCT TH 45, REPLACE BR 09001	0.0	BR	REDECK	BF	6,193,294	0	0	0	0	6,193,294

ATP: 1**Fiscal Year: 2012****STIP for FY 2010-2013**

Seq #	Route System	Project Number	Agency	Description	Miles	Program	Type of Work	Proposed Funds	Total	FHWA	AC	FTA	TH	Other
167	I 535	6981-9030E	MNDOT	BLATNIK BR 9030 BETWEEN DULUTH & SUPERIOR, PARTIAL PAINTING & DECK SEAL (MINNESOTA AND WISCONSIN SHARES)	0.0	BI	BRIDGE REPAIR	IM	9,000,000	4,050,000	0	0	450,000	4,500,000
168	TH 999	8801-RW-12	MNDOT	DISTRICTWIDE SETASIDES - RW ACQUISITION/ACC MGMT - 2012	0.0	RW	RIGHT OF WAY	SF	1,531,000	0	0	0	1,531,000	0
169	TH 999	8801-SAS-12	MNDOT	DISTRICTWIDE SETASIDES - 2012	0.0	RS	MISCELLANEOUS	SF	12,933,000	0	0	0	12,933,000	0
170	LOCAL 999	8801-SHL-12	MNDOT	DISTRICTWIDE SETASIDE - LOCAL HSIP/HRRR PROJECTS	0.0	SH	SAFETY TARGET	HSIP	768,000	691,200	0	0	0	76,800
									\$142,139,704	\$80,674,563	\$0	\$3,069,709	\$28,523,830	\$29,871,602

ATP: 1
Fiscal Year: 2013

STIP for FY 2010-2013

Seq #	Route System	Project Number	Agency	Description	Miles	Program	Type of Work	Proposed Funds	Total	FHWA	AC	FTA	TH	Other
171	BB	TRF-0005-13	MNDOT	SECT 5311: AEOA TRANSIT OPERATING ASSISTANCE	0.0	OB	OPERATE BUS	FTA	4,222,297	0	0	1,061,626	0	3,160,671
172	BB	TRF-0016-13A	DULUTH TRANSIT AUTHORITY	SECT 5307: DULUTH DIAL-A-RIDE TRANSIT OPERATING ASSISTANCE	0.0	B9	OPERATE BUS	LF	564,230	0	0	0	0	564,230
173	BB	TRF-0016-13B	DULUTH TRANSIT AUTHORITY	SECT 5307: DULUTH TRANSIT OPERATING ASSISTANCE REGULAR ROUTE	0.0	B9	OPERATE BUS	FTA	10,501,456	0	0	1,300,060	0	9,201,396
174	BB	TRF-0016-13C	DULUTH TRANSIT AUTHORITY	SECT. 5307: DULUTH TRANSIT CAPITAL	0.0	B9	BUS GRANT CAPITAL IMPROVEMENT	FTA	699,856	0	0	559,885	0	139,971
175	BB	TRF-0022-13	MNDOT	SECT 5311: HIBBING TRANSIT OPERATING ASSISTANCE	0.0	OB	OPERATE BUS	FTA	264,773	0	0	79,869	0	184,904
176	BB	TRF-0061-13	MNDOT	SECT 5311: VIRGINIA TRANSIT OPERATING ASSISTANCE	0.0	OB	OPERATE BUS	FTA	254,469	0	0	68,289	0	186,180
177	BB	TRS-0005-13	MNDOT	ARROWHEAD TRANSIT-PURCHASE 10 BUSES - (CLASS 500)	0.0	TR	PURCHASE BUS	STP	1,250,000	1,000,000	0	0	0	250,000
178	BB	TRS-0013-13	FOND DU LAC RESERVATION	FOND DU LAC RESERVATION-PURCHASE 2 BUSES, (CLASS 400)	0.0	TR	PURCHASE BUS	STP	145,166	116,133	0	0	0	29,033
179	BB	TRS-0016-13	DULUTH TRANSIT AUTHORITY	DTA-PURCHASE 6 BUSES, (CLASS 500)	0.0	TR	PURCHASE BUS	STP	720,000	576,000	0	0	0	144,000
180	BB	TRS-0022-13	HIBBING	CITY OF HIBBING - PURCHASE 2 BUSES (CLASS 500)	0.0	TR	PURCHASE BUS	STP	250,000	200,000	0	0	0	50,000
181	RR	38-00108	MNDOT	CO 111, AIRPORT RD, INSTALL GATES	0.0	SR	RR X-ING IMPROVEMENTS	RRS	220,000	198,000	0	0	0	22,000
182	RR	38-00109	MNDOT	CO 111, AIRPORT RD, INSTALL GATES	0.0	SR	RR X-ING IMPROVEMENTS	RRS	220,000	198,000	0	0	0	22,000
183	RR	69-00191	MNDOT	SAVANNA RD, CO RD 186, INSTALL GATES	0.0	SR	RR X-ING IMPROVEMENTS	RRS	275,444	247,900	0	0	0	27,544
184	RR	69-00192	MNDOT	MELRUDE RD, CO RD CSAH 59, INSTALL GATES	0.0	SR	RR X-ING IMPROVEMENTS	RRS	220,000	198,000	0	0	0	22,000
185	CSAH 3	01-603-12	AITKIN COUNTY	TH 169 TO TH 232, BITUMINOUS MILL & OVERLAY	5.6	RS	MILL AND OVERLAY	STP	1,200,000	600,000	0	0	0	600,000
186	CSAH 29	31-629-17	ITASCA COUNTY	DORA LAKE TO ITASCA CO CSAH 4, PAVEMENT RECLAMATION/OVERLAY	15.2	RD	BITUMINOUS RECLAMATION	STP	2,000,000	1,600,000	0	0	0	400,000
187	PED/BIKE	38-090-04	LAKE COUNTY	TWO HARBORS TRAIL SYSTEM RR UNDERPASS BRIDGE NUMBER	0.4	EN	PED/BIKE IMPROVEMENT	TEA	429,149	343,319	0	0	0	85,830

ATP: 1
Fiscal Year: 2013

STIP for FY 2010-2013

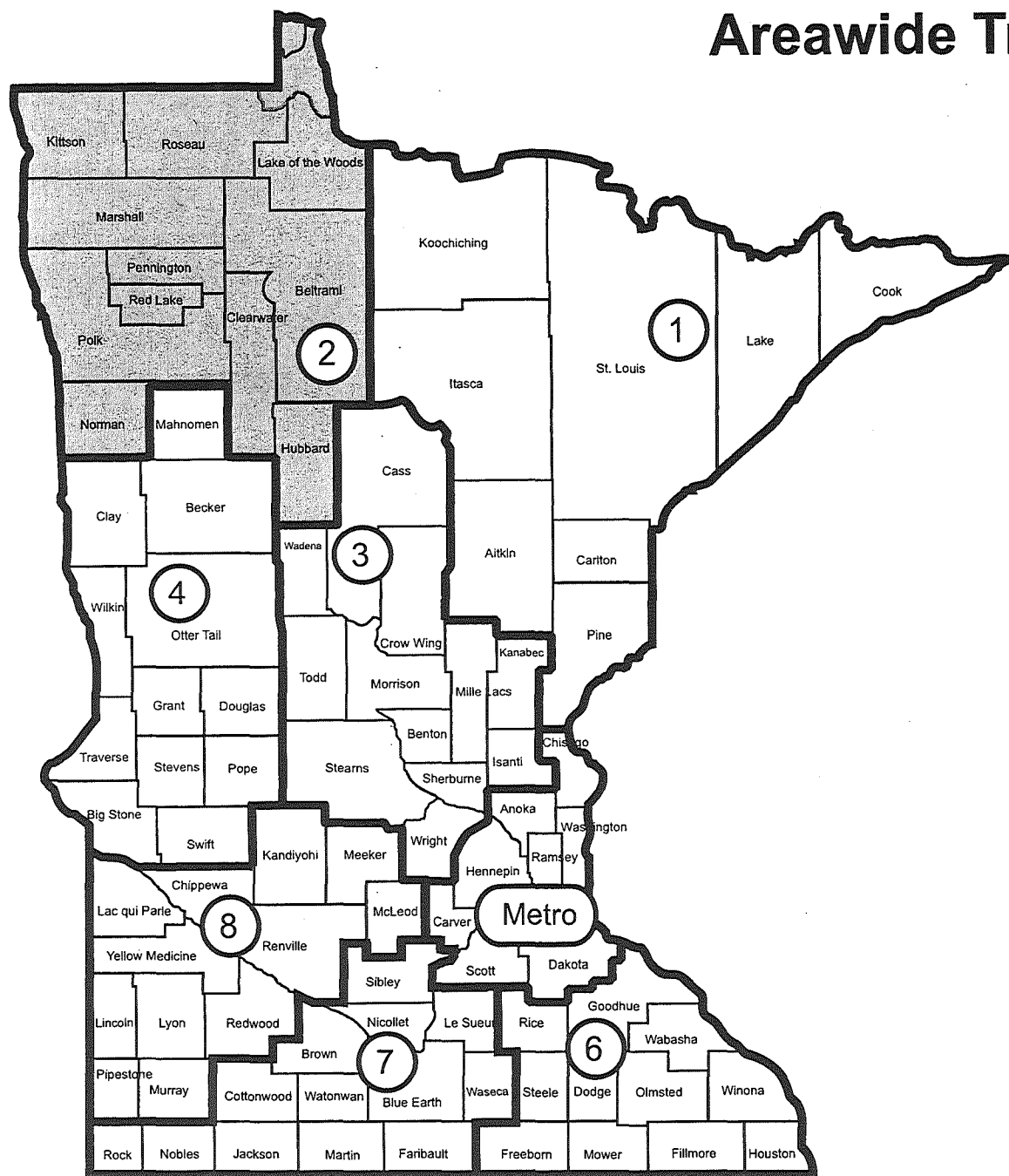
Seq #	Route System	Project Number	Agency	Description	Miles	Program	Type of Work	Proposed Funds	Total	FHWA	AC	FTA	TH	Other
188	PED/BIKE	38-090-06AC	LAKE COUNTY	FINLAND COMMUNITY & TRAIL CENTER (AC PAYBACK 1 OF 1)	0.0	EN	BUILDINGS	TEA	295,000	295,000	0	0	0	0
189	CSAH 11	58-611-13	PINE COUNTY	WEST PINE CO LINE TO JCT PINE CO CSAH 61, BITUMINOUS MILL & OVERLAY	9.0	RS	MILL AND OVERLAY	STP	2,475,000	1,980,000	0	0	0	495,000
190	CSAH 7	69-607-45	ST LOUIS COUNTY	MT IRON, JCT ST LOUIS CO CSAH 101 TO JCT TH 169, BITUMINOUS PAVEMENT RECLAMATION	4.7	RD	BITUMINOUS RECLAMATION	STP	2,350,000	1,580,000	0	0	0	770,000
191	CSAH 10	69-610-06	ST LOUIS COUNTY	ARNOLD RD TO JEAN DULUTH RD, RESURFACING	2.1	RS	BITUMINOUS OVERLAY	STP	1,100,000	850,000	0	0	0	250,000
192	PED/BIKE	91-090-65	FOND DU LAC RESERVATION	FOND DU LAC TO CLOQUET TRAIL CONNECTION, PED/BIKE TRAIL	1.6	EN	PED/BIKE IMPROVEMENT	TEA	400,000	297,357	0	0	0	102,643
193	TH 1	98-010-04	EFFIE	ELLA STREETSCAPE IMPROVEMENTS, TH 1, EFFIE (TH 3101-33)	0.0	EN	HISTORIC PRESERVATION	TEA	146,200	116,960	0	0	0	29,240
194	MSAS 111	111-233-04	CHISHOLM	CHISHOLM, 8TH ST N, 8TH AVE NW TO 1ST AVE NE, RECONSTRUCT	0.8	RC	GRADE AND SURFACE	STP	1,056,000	369,000	0	0	0	687,000
195	PED/BIKE	118-090-02	DULUTH	MUNGER TRAIL CONNECTION PHASE II, GRASSY POINT TO RECYCLE WAY, W DULUTH, PED/BIKE FACILITY	2.0	EN	PED/BIKE IMPROVEMENT	TEA	700,000	500,000	0	0	0	200,000
196	MSAS 148	118-148-40	DULUTH	10TH AVE E BETWEEN, E 2ND STREET & E 9TH ST, RECONSTRUCT	0.5	RC	GRADE AND SURFACE	STP	2,900,000	950,000	0	0	0	1,950,000
197	TH 1	3101-34	MNDOT	ELLA EFFIE URBAN RECONSTRUCTION PROJECT, PAVEMENT, DRAINAGE, CURB, GUTTER, SIDEWALK	0.4	RD	BITUMINOUS PAVEMENT	STP	1,150,000	920,000	0	0	230,000	0
198	TH 1	6904-46	MNDOT	MN202 0.3 MI W SIX MI LAKE RD TO DEER HAVEN RD (EAGLES NEST AREA), RECONSTRUCTION & PASSING LANE	4.8	RC	GRADE AND SURFACE	HPP	14,300,000	11,440,000	0	0	2,860,000	0
199	TH 11	3604-72M	MNDOT	**ELLA** 1 MI W INDUS TO LOMAN, BITUMINOUS MILL & OVERLAY, SHOULDER WIDENING, DRAINAGE REPAIRS (INCLUDE OTHER DISTRICT SP), DISTRICT 2 SP 3604-72	8.7	RS	MILL AND OVERLAY	CBI STP	5,227,000	4,182,000	0	0	1,045,000	0
200	TH 23	6910-82	MNDOT	0.1 AND 1.1 MI S JCT I-35, REPLACE BR 88544 & 88545	0.0	BR	BRIDGE REPLACEMENT	STP	1,200,000	960,000	0	0	240,000	0
201	TH 33	6911-38	MNDOT	0.2 MI N MORRIS THOMAS RD TO JCT TH 53, BITUMINOUS MILL & OVERLAY	12.8	RS	MILL AND OVERLAY	NHS	6,381,000	5,104,800	0	0	1,276,200	0
202	I 35	0980-09807	MNDOT	1 MI N JCT TH 27 TO ST LOUIS RIVER, SCANLON, PAINT BR 09807, 09808, 09837, 09838, DECK OVERLAY BR 09819, 09832	0.0	BI	BRIDGE REPAIR	IM	3,900,000	3,510,000	0	0	390,000	0
203	TH 61	8821-153	MNDOT	ELLA 0.4 MI S GOOSEBERRY STATE PARK TO LAKE CO CSAH 5 (PORTIONS), BITUMINOUS OVERLAY	15.6	RS	BITUMINOUS OVERLAY	NHS	2,500,000	2,000,000	0	0	500,000	0

ATP: 1
Fiscal Year: 2013

STIP for FY 2010-2013

Seq #	Route System	Project Number	Agency	Description	Miles	Program	Type of Work	Proposed Funds	Total	FHWA	AC	FTA	TH	Other
204	TH 65	3609-34	MNDOT	11.1 MI N S KOCHICHING CO LINE TO 4.8 MI S JCT TH 71, REPLACE BR 4677, 6767, 6766	0.0	BR	BRIDGE REPLACEMENT	STP	1,191,000	952,800	0	0	238,200	0
205	TH 73	6927-19	MNDOT	9.4 MI S JCT TH 2 TO JCT TH 2, BITUMINOUS MILL & INLAY	9.4	RS	MILL AND OVERLAY	STP	2,158,000	1,726,400	0	0	431,600	0
206	TH 123	5802-5718A	MNDOT	SANDSTONE, REHABILITATE BR 5718	0.0	BI	BRIDGE REPAIR	SF	1,982,000	0	0	0	1,982,000	0
207	TH 169	6936-17	MNDOT	MN202 JCT ST LOUIS CO RD 567 TO 0.25 MI S OF W JCT TH 1 (13 HILLS AREA) RECONSTRUCT & REPLACE BR 69087, PIKE RIVER	4.1	RC	GRADE, SURFACE & BRIDGE	HPP	8,579,815	6,863,852	0	0	1,715,963	0
208	TH 169	8821-155	MNDOT	2.8 MI N NASHWAUK TO W JCT TH 73, ST LOUIS CSAH 109 TO HOOVER RD (NB + SB), BR 69034, 69035, 9493 & 9494, BITUMINOUS OVERLAY, BRIDGE APPROACH PANEL REPLACEMENT	15.1	RD	BITUMINOUS OVERLAY	NHS	5,394,000	4,315,200	0	0	1,078,800	0
209	TH 210	0121-28	MNDOT	ELLA W JCT TH 65 TO AITKIN/CARLTON CO LINE, MILL & OVERLAY, SAFETY IMPROVEMENTS	12.8	RS	MILL AND OVERLAY	NHS	4,200,000	3,360,000	0	0	840,000	0
210	TH 210	0914-11	MNDOT	CARLTON/AITKIN CO LINE TO JCT TH 73, MILL & OVERLAY, SAFETY IMPROVEMENTS, TH 73 TO CSAH 61, REPLACE BR 4651, SAFETY IMPROVEMENTS (ASSOC. SP 0915-31, 0910-31)	28.7	RS	MILL AND OVERLAY	NHS BR	3,008,625	2,406,900	0	0	601,725	0
211	TH 999	8801-RW-13	MNDOT	DISTRICTWIDE SETASIDES - RW ACQUISITION/ACC MGMT - 2013	0.0	RW	RIGHT OF WAY	SF	1,531,000	0	0	0	1,531,000	0
212	TH 999	8801-SAS-13	MNDOT	DISTRICTWIDE SETASIDES - 2013	0.0	CA	MISCELLANEOUS	SF	13,233,000	0	0	0	13,233,000	0
213	TH 999	8801-SHS-13	MNDOT	DISTRICTWIDE SETASIDE - MNDOT HSIP PROJECTS	0.0	SH	SAFETY TARGET	HSIP	785,000	706,500	0	0	78,500	0
214	LOCAL 999	8801-SHL-13	MNDOT	DISTRICTWIDE SETASIDE - LOCAL HSIP/HRRR PROJECTS	0.0	SH	SAFETY TARGET	HSIP	768,000	691,200	0	0	0	76,800
									\$112,347,480	\$61,355,321	\$0	\$3,069,729	\$28,271,988	\$19,650,442

Areawide Transportation Partnership (ATP) Boundaries



DISTRICT 2

Transportation District Engineer

Lynn C. Eaton

(218) 755-6549

3920 Hwy. 2 West

P.O. Box 490

Bemidji, Minnesota 56619

General Information: (218) 755-6500

FAX: (218) 755-6512

ATP: 2
Fiscal Year: 2010

STIP for FY 2010-2013

Seq #	Route System	Project Number	Agency	Description	Miles	Program	Type of Work	Proposed Funds	Total	FHWA	AC	FTA	TH	Other
215	BB	TRF-0006-10	MNDOT	SECT 5311: PAUL BUNYAN TRANSIT OPERATING ASSISTANCE	0.0	OB	OPERATE BUS	FTA	823,279	0	0	246,520	0	576,759
216	BB	TRF-0018-10A	EAST GRAND FORKS	SECT 5307: EAST GRAND FORKS DAR TRANSIT OPERATING ASSISTANCE	0.0	B9	OPERATE BUS	LF	66,000	0	0	0	0	66,000
217	BB	TRF-0018-10B	EAST GRAND FORKS	SECT 5307: EAST GRAND FORKS FIXED ROUTE TRANSIT OPERATING ASSISTANCE	0.0	B9	OPERATE BUS	FTA	220,000	0	0	69,000	0	151,000
218	BB	TRF-0018-10C	EAST GRAND FORKS	SECT 5307: EAST GRAND FORKS TRANSIT SHELTER	0.0	B9	BUS GRANT CAPITAL IMPROVEMENT	FTA	40,000	0	0	32,000	0	8,000
219	BB	TRF-0058-10	MNDOT	SECT 5311: TRI-VALLEY TRANSIT OPERATING ASSISTANCE	0.0	OB	OPERATE BUS	FTA	863,758	0	0	277,320	0	586,438
220	BB	TRF-1010-10	MNDOT	SECT 5311: HUBBARD CO TRANSIT OPERATING ASSISTANCE	0.0	OB	OPERATE BUS	FTA	249,775	0	0	69,920	0	179,855
221	BB	TRF-2487-10	MNDOT	SECT 5311: CITY OF FOSSTON TRANSIT OPERATING ASSISTANCE	0.0	OB	OPERATE BUS	FTA	77,044	0	0	22,840	0	54,204
222	BB	TRF-3084-10	MNDOT	SECT 5311: ROSEAU CO TRANSIT OPERATING ASSISTANCE	0.0	OB	OPERATE BUS	FTA	307,970	0	0	98,520	0	209,450
223	BB	TRF-8819-10	MNDOT	SECT 5311: RED LAKE RESERVATION TRANSIT OPERATING ASSISTANCE	0.0	OB	OPERATE BUS	FTA	176,851	0	0	82,400	0	94,451
224	BB	TRS-0006-10A	MNDOT	PAUL BUNYAN TRANSIT - IT CAPITAL	0.0	TR	PURCHASE BUS	STP	60,000	48,000	0	0	0	12,000
225	BB	TRS-0058-10A	MNDOT	TRI-VALLEY TRANSIT PURCHASE 1 BUS (CLASS 400)	0.0	TR	PURCHASE BUS	STP	64,000	51,200	0	0	0	12,800
226	RR	35-00107	KITTSON COUNTY	KITTSON CSAH 7, 1 BLOCK N 5TH ST, KENNEDY - INSTALL GATES	0.0	SR	RAILROAD SIGNALS	RRS	225,000	202,500	0	0	0	22,500
227	RR	35-00108	KITTSON COUNTY	KITTSON CSAH 9, STASSEN AVE, KARLSTAD - INSTALL GATES	0.0	SR	RAILROAD SIGNALS	RRS	225,000	202,500	0	0	0	22,500
228	RR	60-00123	POLK COUNTY	POLK CO 206, 390TH ST SE, 4.0 MI S ERSKINE - INSTALL GATES	0.0	SR	RAILROAD SIGNALS	RRS	225,000	202,500	0	0	0	22,500
229	CSAH 9	29-609-21	HUBBARD COUNTY	0.62 MI W HUBBARD CSAH 10 TO TH 71, RESURFACING	8.6	RS	BITUMINOUS OVERLAY	STP	904,000	687,000	0	0	0	217,000
230	CSAH 38	29-638-09	HUBBARD COUNTY	0.71 MI W CASS CO LINE, REPLACE BR 29504	0.0	BR	BRIDGE REPLACEMENT	BROS	500,000	400,000	0	0	0	100,000
231	PED/BIKE	39-090-02	LAKE OF THE WOODS COUNTY	BAUDETTE - LAKE OF THE WOODS SCHOOL PED/BIKE TRAIL	1.8	EN	PEDESTRIAN BIKE TRAIL	TEA	325,000	260,000	0	0	0	65,000

ATP: 2
Fiscal Year: 2010

STIP for FY 2010-2013

Seq #	Route System	Project Number	Agency	Description	Miles	Program	Type of Work	Proposed Funds	Total	FHWA	AC	FTA	TH	Other
232	PED/BIKE	39-090-03	LAKE OF THE WOODS COUNTY	BAUDETTE PARKS PED/BIKE TRAIL - PHASE II	0.6	EN	PEDESTRIAN BIKE TRAIL	TEA	209,975	100,000	0	0	0	109,975
233	PED/BIKE	45-090-02	MARSHALL COUNTY	MIDDLE RIVER - STEVE HOLMES MEMORIAL WALK - PED/BIKE TRAIL	1.4	EN	PEDESTRIAN BIKE TRAIL	TEA	170,000	136,000	0	0	0	34,000
234	CSAH 4	45-604-23	MARSHALL COUNTY	TH 220 TO MARSHALL CSAH 10, SHOULDER WIDENING	5.0	RC	SHOULDER WIDENING	STP	500,000	380,000	0	0	0	120,000
235	CSAH 1	54-601-08	NORMAN COUNTY	TH 32 TO NORMAN CSAH 36, GRADE & SURFACING	7.0	RD	GRADE AND SURFACE	STP	1,718,750	1,306,000	0	0	0	412,750
236	CSAH 3	57-603-32	PENNINGTON COUNTY	TH 59 TO PENNINGTON CSAH 27, RESURFACING	19.8	RS	BITUMINOUS PAVEMENT	STP	2,200,000	1,600,000	0	0	0	600,000
237	CITY	68-591-01	WARROAD	**SRTS IN** IN WARROAD - BUILD & IMPROVE SIDEWALKS AND UPGRADE CROSSWALKS FOR PED/BIKE TRAVEL TO WARROAD SCHOOLS (2008 SOLICITATION)	0.0	BT	PED/BIKE IMPROVEMENT	SRTS	90,900	90,900	0	0	0	0
238	CSAH	88-070-03	POLK COUNTY	MULTI-COUNTY 6" WIDE EPOXY EDGE STRIPES (04-070-02, 15-070-02, 29-070-01, 35-070-01, 39-070-01, 45-070-02, 54-070-01, 57-070-02, 60-070-01, 63-070-01, 68-070-01)(HRRRP \$666,450, DPS \$833,550, LM \$200,000)	394.3	SH	STRIPING	HSIP	1,700,000	666,450	0	0	0	1,033,550
239	CITY	115-591-03	CROOKSTON	**SRTS NI** IN CROOKSTON - PRELIMINARY ENGINEERING	0.0	BT	PLANNING	SRTS	30,436	4,910	0	0	0	25,526
240	MSAS	119-121-02	EAST GRAND FORKS	IN EAST GRAND FORKS, ON 23RD ST NW, FROM RIVER ROAD TO TH 220, PHASE II, RECONSTRUCTION	0.0	RC		STP	2,160,003	737,883	0	0	0	2,160,003
241	TH 1	0401-11	MNDOT	**ELLA** FROM PENNINGTON/BELTRAMI CO LINE TO TH 89 & REPLACE BR 4561 (CH 152) (NEW BR 04X02, 2-14X6 BOXES)(INCLUDES CULVERTS)	16.0	RS	BITUMINOUS OVERLAY	STP	2,452,752	1,962,202	0	0	490,550	0
242	TH 1	1501-12	MNDOT	2.2 MI W CLEARWATER CO LINE, REPLACE BR 5581 (NEW BR 15007)	0.0	BR	BRIDGE REPLACEMENT	BF STP	1,633,000	408,800	0	0	102,200	1,122,000
243	TH 2	0408-26	MNDOT	**ELLA** EB & WB - FROM 0.6 MI W OF THE BELTRAMI/HUBBARD CO LINE TO 3.8 MI E OF THE BELTRAMI/HUBBARD CO LINE, RESURFACING	4.8	RS	MILL AND INLAY	NHS	592,266	473,813	0	0	118,453	0
244	TH 2	6002-69	MNDOT	EB - 0.2 MI W POLK CSAH 9 (CROOKSTON) TO 6.8 MI W POLK CSAH 44 & WB - 0.2 MI W POLK CSAH 9 (IN CROOKSTON) TO 0.8 MI E POLK CSAH 44, & TH 9, RESURFACING	10.2	MC	GRADE AND SURFACE	NHS	5,700,000	4,560,000	0	0	1,140,000	0
245	TH 11	3501-13AC	MNDOT	W ROBBIN - ROBBIN/DRAYTON BR AT MN/ND BORDER, NEW BR - ND IS LEAD & LETTING PROJECT (TOTAL EST \$29,715,439)(SBPF AC PAYBACK 1 of 1)	0.0	BR	BRIDGE REPLACEMENT	STP	6,380,188	6,380,188	0	0	0	0

ATP: 2
Fiscal Year: 2010

STIP for FY 2010-2013

Seq #	Route System	Project Number	Agency	Description	Miles	Program	Type of Work	Proposed Funds	Total	FHWA	AC	FTA	TH	Other
246	TH 11	3604-69	MNDOT	KOOCHICHING CSAH 4 (W FRONTIER) TO CR 83 (W INDUS), RECLAIM & SHOULDER WIDENING & REPLACE BR 8020, 88836 & 6316 (DIST 1 \$12.66M, SP 3604-69M)	18.7	RD	BITUMINOUS RECLAMATION	BF	0	0	0	0	0	0
247	TH 71	0409-12	MNDOT	HUBBARD CSAH 9 (S PLANTAGENT RD) TO N END BR 04012 & TH 197, N END BR 04012 TO 7TH ST, RECONSTRUCTION & ADD NEW BR 04016 OVER TH 2 NB & REHAB BR 04012 (AC PROJECT, PAYBACK IN 2011)	4.4	MC	GRADE,SURFACE & BRIDGE	STP	14,000,000	9,500,000	6,500,000	0	4,000,000	500,000
248	TH 71	2904-16	MNDOT	**BP08** **ELLA** FROM MENAUGA TO 0.8 MI N OF TH 34 IN PARK RAPIDS - BITUMINOUS RECLAMATION	13.1	RD	BITUMINOUS RECLAMATION	BF	4,850,343	675,949	0	0	93,987	4,080,407
249	TH 75	5409-26	MNDOT	0.8 MI N SHELLY & 1.8 MI N SHELLY, REPLACE BR 6730 & BR 6731 WITH PRE-CAST BOX CULVERTS	0.0	BR	BRIDGE REPLACEMENT	BR	750,000	600,000	0	0	150,000	0
250	TH 75	5409-28	MNDOT	1.2 MI S SHELLY, REPLACE BR 6734 (NEW BR 54010)	0.0	BR	BRIDGE REPLACEMENT	SF	1,600,000	0	0	0	1,600,000	0
251	TH 999	8822-85	MNDOT	INSTALL RURAL INTERSECTION LIGHTING AT 10 LOCATIONS DISTRICT WIDE	0.0	SH	LIGHTING	HSIP	110,000	99,000	0	0	11,000	0
252	TH 999	8822-104	MNDOT	**ADA**IN CROOKSTON ON TH 2 & IN THIEF RIVER FALLS ON TH 59 & TH 1 - REPLACE & INSTALL PED CURB RAMPS & IMPROVE PED SIGNALS	4.0	EN	MISCELLANEOUS	TEA	400,000	320,000	0	0	80,000	0
253	TH 999	8802-RW-10	MNDOT	DISTRICTWIDE SETASIDE - RIGHT OF WAY - FY 2010	0.0	RW	RIGHT OF WAY	SF	900,000	0	0	0	900,000	0
254	TH 999	8802-SAS-10	MNDOT	DISTRICTWIDE SETASIDE - FY 2010	0.0	CA	MISCELLANEOUS	SF	6,100,000	0	0	0	6,100,000	0
									\$59,601,290	\$32,055,795	\$6,500,000	\$898,520	\$14,786,190	\$12,598,668

ATP: 2
Fiscal Year: 2011

STIP for FY 2010-2013

Seq #	Route System	Project Number	Agency	Description	Miles	Program	Type of Work	Proposed Funds	Total	FHWA	AC	FTA	TH	Other
255	BB	TRF-0006-11	MNDOT	SECT 5311: PAUL BUNYAN TRANSIT OPERATING ASSISTANCE	0.0	OB	OPERATE BUS	FTA	847,977	0	0	246,520	0	601,457
256	BB	TRF-0018-11A	EAST GRAND FORKS	SECT 5307: EAST GRAND FORKS DAR TRANSIT OPERATING ASSISTANCE	0.0	B9	OPERATE BUS	LF	68,000	0	0	0	0	68,000
257	BB	TRF-0018-11B	EAST GRAND FORKS	SECT 5307: EAST GRAND FORKS FIXED ROUTE TRANSIT OPERATING ASSISTANCE	0.0	B9	OPERATE BUS	FTA	225,000	0	0	71,000	0	154,000
258	BB	TRF-0018-11C	EAST GRAND FORKS	SECT 5307: EAST GRAND FORKS TRANSIT SHELTER	0.0	B9	BUS GRANT CAPITAL IMPROVEMENT	FTA	40,000	0	0	32,000	0	8,000
259	BB	TRF-0058-11	MNDOT	SECT 5311: TRI-VALLEY TRANSIT OPERATING ASSISTANCE	0.0	OB	OPERATE BUS	FTA	889,671	0	0	277,320	0	612,351
260	BB	TRF-1010-11	MNDOT	SECT 5311: HUBBARD CO TRANSIT OPERATING ASSISTANCE	0.0	OB	OPERATE BUS	FTA	257,268	0	0	69,920	0	187,348
261	BB	TRF-2487-11	MNDOT	SECT 5311: CITY OF FOSSTON TRANSIT OPERATING ASSISTANCE	0.0	OB	OPERATE BUS	FTA	79,355	0	0	22,840	0	56,515
262	BB	TRF-3084-11	MNDOT	SECT 5311: ROSEAU CO TRANSIT OPERATING ASSISTANCE	0.0	OB	OPERATE BUS	FTA	317,209	0	0	98,520	0	218,689
263	BB	TRF-8819-11	MNDOT	SECT 5311: RED LAKE RESERVATION TRANSIT OPERATING ASSISTANCE	0.0	OB	OPERATE BUS	FTA	182,157	0	0	82,400	0	99,757
264	BB	TRS-0006-11A	MNDOT	PAUL BUNYAN TRANSIT, PURCHASE 1 BUS (CLASS 400-G)	0.0	TR	PURCHASE BUS	STP	66,000	52,800	0	0	0	13,200
265	BB	TRS-0006-11B	MNDOT	PAUL BUNYAN TRANSIT, PURCHASE 1 BUS (CLASS 500)	0.0	TR	PURCHASE BUS	STP	117,000	93,600	0	0	0	23,400
266	BB	TRS-0058-11	MNDOT	TRI-VALLEY TRANSIT, PURCHASE 2 BUSES (CLASS 400-G)	0.0	TR	PURCHASE BUS	STP	132,000	105,600	0	0	0	26,400
267	BB	TRS-2487-11	MNDOT	CITY OF FOSSTON, PURCHASE 1 BUS (CLASS 400)	0.0	TR	PURCHASE BUS	STP	66,000	52,800	0	0	0	13,200
268	RR	60-00122	EAST GRAND FORKS	CENTRAL AVE, MSAS 112, E GRAND FORKS - INSTALL GATES	0.0	SR	RAILROAD SIGNALS	RRS	250,000	225,000	0	0	0	25,000
269	RR	35-00109	KITTSOON COUNTY	KITTSOON CSAH 15, LAKE BRONSON - INSTALL GATES	0.0	SR	RAILROAD SIGNALS	RRS	275,000	250,000	0	0	0	25,000
270	RR	60-00121	POLK COUNTY	POLK CSAH 35, 343RD ST SE, 0.1 MI E ERSKINE - INSTALL GATES	0.0	SR	RAILROAD SIGNALS	RRS	225,000	202,500	0	0	0	22,500
271	CSAH 26	04-626-05	BELTRAMI COUNTY	TH 89 TO 0.2 MI E BELTRAMI CSAH 13, RESURFACING	5.9	RS	BITUMINOUS OVERLAY	STP	1,200,000	924,000	0	0	0	276,000

ATP: 2
Fiscal Year: 2011

STIP for FY 2010-2013

Seq #	Route System	Project Number	Agency	Description	Miles	Program	Type of Work	Proposed Funds	Total	FHWA	AC	FTA	TH	Other
272	PED/BIKE	29-090-02	HUBBARD COUNTY	W EDGE PARK RAPIDS - WESTERN PED/BIKE TRAIL	1.1	EN	PEDESTRIAN BIKE TRAIL	TEA	268,280	214,624	0	0	0	53,656
273	CSAH 5	35-605-14	KITTSOON COUNTY	2.0 MI N KITTSOON CSAH 7 TO TH 175, RESURFACING	7.0	RS	BITUMINOUS OVERLAY	STP	700,000	539,000	0	0	0	161,000
274	PED/BIKE	45-090-04	MARSHALL COUNTY	MARSHALL CO PARK PED/BIKE TRAIL & LANDSCAPING	0.8	EN	PEDESTRIAN BIKE TRAIL	TEA	116,000	92,800	0	0	0	23,200
275	CSAH 10	60-610-11	POLK COUNTY	S POLK CO LINE, RINDAL TO TH 2, RESURFACING	15.5	RS	BITUMINOUS OVERLAY	STP	1,000,000	770,000	0	0	0	230,000
276	CSAH 12	60-612-12	POLK COUNTY	TH 32 TO TH 2, RESURFACING	16.9	RS	BITUMINOUS OVERLAY	STP	1,200,000	924,000	0	0	0	276,000
277	CITY	105-080-13	BEMIDJI	BEMIDJI, LAKE AVE SE, 1ST ST SE TO ROOSEVELT RD SE, RECONSTRUCTION	0.5	RC	GRADE AND SURFACE	STP	437,500	333,633	0	0	0	103,867
278	CITY	105-132-01	BEMIDJI	BEMIDJI, HANNAH AVE, 30TH ST NW TO ANNE ST, RECONSTRUCTION	0.5	RC	GRADE AND SURFACE	STP	650,000	404,250	0	0	0	245,750
279	PED/BIKE	115-591-01	CROOKSTON	**SRTS IN** IN CROOKSTON - CONSTRUCT SIDEWALK, CROSSWALK IMPROVEMENTS, LIGHTS, SIGNING	0.0	BT	PEDESTRIAN BIKE TRAIL	SRTS	169,090	169,090	0	0	0	0
280	CITY	115-591-02	CROOKSTON	**SRTS NI** IN CROOKSTON - BICYCLE & PEDESTRIAN SAFETY EDUCATION PROGRAM	0.0	BT	PLANNING	SRTS	3,000	2,000	0	0	0	1,000
281	PED/BIKE	119-591-02	EAST GRAND FORKS	**SRTS IN** IN EAST GRAND FORKS - CONSTRUCTION OF SIDEWALK ON THE EAST SIDE OF BYGLAND RD	0.0	BT	PEDESTRIAN BIKE TRAIL	SRTS	163,160	163,160	0	0	0	0
282	CITY	119-591-03	EAST GRAND FORKS	**SRTS NI** IN EAST GRAND FORKS - DEVELOPMENT AND DELIVERY OF BIKE AND PEDESTRIAN EDUCATION MATERIALS	0.0	BT	PLANNING	SRTS	5,000	5,000	0	0	0	0
283	PED/BIKE	119-090-06	EAST GRAND FORKS	EAST GRAND FORKS PED/BIKE PATH CONNECTION, 5TH AVE NW UNDERPASS TO INTERSECTION 12TH ST NW & 8TH AVE NW	0.3	EN	PEDESTRIAN BIKE TRAIL	TEA	145,000	116,000	0	0	0	29,000
284	TH 1	4501-40	MNDOT	E END BR 9100 (NEAR OSLO) TO WARREN, RESURFACING	16.6	RS	BITUMINOUS OVERLAY	STP	3,000,000	2,400,000	0	0	600,000	0
285	TH 2	6018-9090D	MNDOT	EAST GRAND FORKS, PIER MODIFICATION TO BR 9090, OVER RED RIVER, (ND IS LEAD) (TOTAL COST \$800,000; MN SHARE \$400,000; ND SHARE \$400,000)	0.0	AM	BRIDGE REPAIR	SF	400,000	0	0	0	400,000	0
286	TH 9	5410-19	MNDOT	0.6 MI S BORUP, REPLACE BR 8413 (BOX CULVERT)	0.0	BR	BRIDGE REPLACEMENT	STP	324,000	259,200	0	0	64,800	0

ATP: 2
Fiscal Year: 2011

STIP for FY 2010-2013

Seq #	Route System	Project Number	Agency	Description	Miles	Program	Type of Work	Proposed Funds	Total	FHWA	AC	FTA	TH	Other
287	TH 11	3902-25	MNDOT	E TH 72 (E BAUDETTE) TO W END BR 5557, CLEMENTSON, RECONDITIONING	6.3	RD	MILL AND OVERLAY	CBI STP	7,500,000	6,000,000	0	0	1,500,000	0
288	TH 32	6301-5921A	MNDOT	RED LAKE FALLS, REHAB BR 5921 (PLACE SCOUR PROTECTION)	0.0	BI	BRIDGE REPAIR	SF	100,000	0	0	0	100,000	0
289	TH 34	2902-39	MNDOT	E PARK RAPIDS TO E JCT TH 64 (INCLUDES NEVIS & AKELEY) & ON TH 226, TH 34 TO HUBBARD CSAH 7 (1.5 MI) (DORSET), RECLAIM	16.0	RD	BITUMINOUS RECLAMATION	STP	7,850,000	6,280,000	0	0	1,570,000	0
289	TH 34	2902-39L	MNDOT	E PARK RAPIDS TO E JCT TH 64 (INCLUDES NEVIS & AKELEY) & ON TH 226, TH 34 TO HUBBARD CSAH 7 (1.5 MI) (DORSET), RECLAIM (LOCAL SHARE)	16.0	RD	BITUMINOUS RECLAMATION	STP	17,500	14,000	0	0	0	3,500
290	TH 71	0409-12AC	MNDOT	HUBBARD CSAH 9 (S PLANTAGENT RD) TO N END BR 04012 & TH 197, N END BR 04012 TO 7TH ST, RECONSTRUCTION & ADD NEW BR 04016 OVER TH 2 NB & REHAB BR 04012 (AC PAYBACK 1 OF 1)	4.4	MC	GRADE,SURFACE & BRIDGE	STP	6,500,000	6,500,000	0	0	0	0
291	TH 71	3611-34	MNDOT	0.1 MI N JCT TH 1 TO MARGIE, BITUMINOUS OAVEMENT RECLAMATION (ATP 1 FUNDS \$6,250,000, SEE 3611-34M)	21.0	RD	BITUMINOUS RECLAMATION		0	0	0	0	0	0
292	TH 220	4511-17	MNDOT	0.14 MI N POLK CSAH 19 TO E JCT TH 1, RESURFACING	18.1	RS	MILL AND OVERLAY	STP	3,800,000	3,040,000	0	0	760,000	0
293	CSAH 999	8802-RS-11	LOCAL	DISTRICTWIDE SETASIDE - LOCAL RESURFACING PROJECT	0.0	RS	BITUMINOUS PAVEMENT	STP	1,445,000	1,155,000	0	0	0	290,000
294	TH 999	8802-RW-11	MNDOT	DISTRICTWIDE SETASIDE - RIGHT OF WAY - FY 2011	0.0	RW	RIGHT OF WAY	SF	500,000	0	0	0	500,000	0
295	TH 999	8802-SAS-11	MNDOT	DISTRICTWIDE SETASIDE - FY 2011	0.0	CA	MISCELLANEOUS	SF	5,300,000	0	0	0	5,300,000	0
296	LOCAL 999	8802-SHL-11	LOCAL	DISTRICTWIDE - SAFETY PROGRAM - LOCAL - FY 2011	0.0	SH	SAFETY TARGET	HSIP	500,000	450,000	0	0	0	50,000
297	TH 999	8802-SHS-11	MNDOT	DISTRICTWIDE HSIP TH FUND -FY 2011	0.0	SH	SAFETY TARGET	HSIP	352,941	317,647	0	0	35,294	0
									\$47,684,108	\$32,055,704	\$0	\$900,520	\$10,830,094	\$3,897,790

ATP: 2
Fiscal Year: 2012

STIP for FY 2010-2013

Seq #	Route System	Project Number	Agency	Description	Miles	Program	Type of Work	Proposed Funds	Total	FHWA	AC	FTA	TH	Other
298	BB	TRF-0006-12	MNDOT	SECT 5311: PAUL BUNYAN TRANSIT OPERATING ASSISTANCE	0.0	OB	OPERATE BUS	FTA	873,417	0	0	246,520	0	626,897
299	BB	TRF-0018-12A	EAST GRAND FORKS	SECT 5307: EAST GRAND FORKS DAR TRANSIT OPERATING ASSISTANCE	0.0	B9	OPERATE BUS	LF	70,000	0	0	0	0	70,000
300	BB	TRF-0018-12B	EAST GRAND FORKS	SECT 5307: EAST GRAND FORKS FIXED ROUTE TRANSIT OPERATING ASSISTANCE	0.0	B9	OPERATE BUS	FTA	230,000	0	0	73,000	0	157,000
301	BB	TRF-0018-12C	EAST GRAND FORKS	SECT 5307: EAST GRAND FORKS TRANSIT - PURCHASE 1 BUS (CLASS 500)	0.0	B9	PURCHASE BUS	FTA	135,450	0	0	112,500	0	22,950
302	BB	TRF-0058-12	MNDOT	SECT 5311: TRI-VALLEY TRANSIT OPERATING ASSISTANCE	0.0	OB	OPERATE BUS	FTA	916,361	0	0	277,320	0	639,041
303	BB	TRF-1010-12	MNDOT	SECT 5311: HUBBARD CO TRANSIT OPERATING ASSISTANCE	0.0	OB	OPERATE BUS	FTA	264,986	0	0	69,920	0	195,066
304	BB	TRF-2487-12	MNDOT	SECT 5311: CITY OF FOSSTON TRANSIT OPERATING ASSISTANCE	0.0	OB	OPERATE BUS	FTA	81,736	0	0	22,840	0	58,896
305	BB	TRF-3084-12	MNDOT	SECT 5311: ROSEAU CO TRANSIT OPERATING ASSISTANCE	0.0	OB	OPERATE BUS	FTA	326,725	0	0	98,520	0	228,205
306	BB	TRF-8819-12	MNDOT	SECT 5311: RED LAKE RESERVATION TRANSIT OPERATING ASSISTANCE	0.0	OB	OPERATE BUS	FTA	187,621	0	0	82,400	0	105,221
307	BB	TRS-0006-12	MNDOT	PAUL BUNYAN TRANSIT, PURCHASE 1 BUS (CLASS 500-G)	0.0	TR	PURCHASE BUS	STP	121,000	96,800	0	0	0	24,200
308	BB	TRS-0058-12	MNDOT	TRI-VALLEY TRANSIT, PURCHASE 1 BUS (CLASS 400-G)	0.0	TR	PURCHASE BUS	STP	68,000	54,400	0	0	0	13,600
309	BB	TRS-1010-12	MNDOT	HUBBARD CO TRANSIT, PURCHASE 1 BUS (CLASS 400-G)	0.0	TR	PURCHASE BUS	STP	68,000	54,400	0	0	0	13,600
310	BB	TRS-3084-12	MNDOT	ROSEAU CO TRANSIT, PURCHASE 1 BUS (CLASS 400-G)	0.0	TR	PURCHASE BUS	STP	68,000	54,400	0	0	0	13,600
311	BB	TRS-9036-12	MNDOT	DISTRICT 2 SETASIDES - 2012	0.0	TR	PURCHASE BUS	STP	50,000	40,000	0	0	0	10,000
312	RR	04-00110	BELTRAMI COUNTY	PARK AVE, MSAS 115, BEMIDJI - INSTALL GATES	0.0	SR	RAILROAD SIGNALS	RRS	275,000	247,500	0	0	0	27,500
313	RR	60-00124	POLK COUNTY	THOMPSON AVE, MUN 7, FISHER - INSTALL GATES	0.0	SR	RAILROAD SIGNALS	RRS	300,000	270,000	0	0	0	30,000
314	PED/BIKE	04-595-02	BELTRAMI COUNTY	LADY SLIPPER SCENIC BYWAY WAYSIDE INTERPRETIVE SITES	0.0	EN	ENHANCEMENT	TEA	315,000	94,500	0	0	0	220,500
315	CSAH 39	04-639-09	BELTRAMI COUNTY	CSAH 20 TO CSAH 22, BELTRAMI CO, FOREST HWY, BIT PAVEMENT	7.0	RS	BITUMINOUS PAVEMENT	FH	3,750,000	3,000,000	0	0	0	750,000

ATP: 2
Fiscal Year: 2012

STIP for FY 2010-2013

Seq #	Route System	Project Number	Agency	Description	Miles	Program	Type of Work	Proposed Funds	Total	FHWA	AC	FTA	TH	Other
316	CSAH 6	45-606-28	MARSHALL COUNTY	MARSHALL CO RD 1 TO USTH 59, RESURFACING	10.0	RS	GRADE AND SURFACE	STP	1,000,000	730,000	0	0	0	270,000
317	PED/BIKE	45-608-07	MARSHALL COUNTY	WELCOME TO NEWFOLDEN PED/BIKE TRAIL	0.5	EN	PED/BIKE IMPROVEMENT	TEA	441,056	160,000	0	0	0	281,056
318	CSAH 53	45-653-04	MARSHALL COUNTY	0.7 MI N TH 89, REPLACE BR 7470	0.0	BR	BRIDGE REPLACEMENT	BROS	260,000	208,000	0	0	0	52,000
319	CSAH 46	60-646-07	POLK COUNTY	TH 2 TO POLK CSAH 11, RESURFACING	2.0	RS	BITUMINOUS OVERLAY	STP	500,000	365,000	0	0	0	135,000
320	CSAH 11	63-611-06	RED LAKE COUNTY	POLK/RED LAKE CO LINE TO RED LAKE FALLS, RESURFACING	8.1	RS	BITUMINOUS OVERLAY	STP	1,200,000	755,000	0	0	0	445,000
321	CSAH 3	68-603-22	ROSEAU COUNTY	CSAH 6 TO CSAH 4, ROSEAU CO, RESURFACING	9.0	RS	BITUMINOUS OVERLAY	STP	1,280,000	877,000	0	0	0	403,000
322	CSAH 6	68-606-11	ROSEAU COUNTY	TH 32 TO ROSEAU CSAH 3, RESURFACING	8.0	RS	BITUMINOUS OVERLAY	STP	960,000	658,000	0	0	0	302,000
323	PED/BIKE	105-090-05	BEMIDJI	BEMIDJI - MIDWAY RD BR 2366 REHAB FOR USE AS A PED/BIKE BRIDGE	0.0	EN	PEDESTRIAN BIKE BRIDGE	TEA	350,000	160,000	0	0	0	190,000
324	PED/BIKE	119-120-09	EAST GRAND FORKS	EAST GRAND FORKS - SIDEWALK CONNECTION ACROSS USTH 2 FOR PED/BIKE TRAIL	0.8	EN	PEDESTRIAN BIKE TRAIL	TEA	147,000	90,000	0	0	0	57,000
325	CITY	170-115-12	THIEF RIVER FALLS	THIEF RIVER FALL, GREENWOOD ST, PENNINGTON AVE TO KENDALL AVE - CONSTRUCT A RAILROAD UNDERPASS & APPROACH LANES	0.3	MC	RR X-ING IMPROVEMENTS	STP	2,590,000	737,883	0	0	0	1,852,117
326	TH 1	0404-28	MNDOT	10.4 MI E OF REDBY, REPLACE BR 6841	0.0	BR	BRIDGE REPLACEMENT	STP	1,000,000	800,000	0	0	200,000	0
327	TH 9	5408-28	MNDOT	BR 6694 TO N LIMITS OF ADA & REPLACE BR 8865, 0.2 MI N OF ADA, RECONSTRUCTION	1.1	RC	GRADE,SURFACE & BRIDGE	STP LF	4,600,000	3,280,000	0	0	820,000	500,000
327	TH 9	5408-28L	MNDOT	BR 6694 TO N LIMITS OF ADA & REPLACE BR 8865, 0.2 MI N OF ADA, RECONSTRUCTION (LOCAL SHARE)	1.1	RC	GRADE AND SURFACE	STP	25,000	20,000	0	0	0	5,000
328	TH 9	6010-26	MNDOT	**ELLA** NORMAN/POLK CO LINE TO TH 2 E OF CROOKSTON, RECLAIM	18.3	RD	BITUMINOUS RECLAMATION	STP	5,500,000	4,400,000	0	0	1,100,000	0
329	TH 59	3505-17	MNDOT	LANCASTER, REPLACE BR 6877	0.0	BR	BRIDGE REPLACEMENT	SF	1,140,000	0	0	0	1,140,000	0
330	TH 75	3508-26	MNDOT	7.2 MI N OF KITTSOON CO LINE, REPLACE BR 4104	0.0	BR	BRIDGE REPLACEMENT	SF	900,000	0	0	0	900,000	0

ATP: 2
Fiscal Year: 2012
STIP for FY 2010-2013

Seq #	Route System	Project Number	Agency	Description	Miles	Program	Type of Work	Proposed Funds	Total	FHWA	AC	FTA	TH	Other
331	TH 75	3509-23	MNDOT	1.0 MI N OF HALLOCK, REPLACE BR 6873	0.0	BR	BRIDGE REPLACEMENT	STP	2,160,000	1,728,000	0	0	432,000	0
332	TH 75	6012-44	MNDOT	**ELLA** N END OF BR 60021 (N OF CLIMAX) TO CROOKSTON, RESURFACING	15.3	RS	MILL AND OVERLAY	STP	3,100,000	2,480,000	0	0	620,000	0
333	TH 220	3513-11	MNDOT	**ELLA** TH 220, TH 1 TO TH 11 & TH 317, E END BR 5872 TO TH 220, RESURFACING	27.5	RS	MILL AND INLAY	STP	5,600,000	4,480,000	0	0	1,120,000	0
334	TH 220	6016-60518B	MNDOT	0.5 MI SW OF TH 2, REHAB BR 60518, (MALLORY BR)	0.0	BI	BRIDGE OVERLAY	SF	855,000	0	0	0	855,000	0
335	TH 310	6809-17	MNDOT	5.2 MI N OF TH 11, REHAB BR 68002	0.0	BI	BRIDGE OVERLAY	SF	513,000	0	0	0	513,000	0
336	LOCAL 999	8802-BROS-12	LOCAL	DISTRICTWIDE SETASIDE - REPLACE OFF SYSTEM BRIDGES	0.0	BR	BRIDGE REPLACEMENT	BROS	910,000	728,000	0	0	0	182,000
337	TH 999	8802-RW-12	MNDOT	DISTRICTWIDE SETASIDE - RIGHT OF WAY - FY 2012	0.0	RW	RIGHT OF WAY	SF	500,000	0	0	0	500,000	0
338	TH 999	8802-SAS-12	MNDOT	DISTRICTWIDE SETASIDE - FY 2012	0.0	CA	MISCELLANEOUS	SF	7,700,000	0	0	0	7,700,000	0
339	TH 999	8802-SHL-12	LOCAL	DISTRICTWIDE - SAFETY PROGRAM - LOCAL - FY 2012	0.0	SH	SAFETY TARGET	HSIP	500,000	450,000	0	0	0	50,000
340	TH 999	8802-SHS-12	MNDOT	DISTRICTWIDE HSIP TH FUND - FY 2012	0.0	SH	SAFETY TARGET	HSIP	352,941	317,647	0	0	35,294	0
									\$52,185,293	\$27,336,530	\$0	\$983,020	\$15,935,294	\$7,930,449

ATP: 2
Fiscal Year: 2013

STIP for FY 2010-2013

Seq #	Route System	Project Number	Agency	Description	Miles	Program	Type of Work	Proposed Funds	Total	FHWA	AC	FTA	TH	Other
341	BB	TRF-0006-13	MNDOT	SECT 5311: PAUL BUNYAN TRANSIT OPERATING ASSISTANCE	0.0	OB	OPERATE BUS	FTA	899,619	0	0	246,520	0	653,099
342	BB	TRF-0018-13A	EAST GRAND FORKS	SECT 5307: EAST GRAND FORKS DAR TRANSIT OPERATING ASSISTANCE	0.0	B9	OPERATE BUS	LF	72,000	0	0	0	0	72,000
343	BB	TRF-0018-13B	EAST GRAND FORKS	SECT 5307: EAST GRAND FORKS FIXED ROUTE TRANSIT OPERATING ASSISTANCE	0.0	B9	OPERATE BUS	FTA	235,000	0	0	75,000	0	160,000
344	BB	TRF-0018-13C	EAST GRAND FORKS	SECT 5307: EAST GRAND FORKS TRANSIT - PURCHASE 1 BUS (CLASS 700)	0.0	B9	PURCHASE BUS	FTA	40,000	0	0	32,000	0	8,000
345	BB	TRF-0058-13	MNDOT	SECT 5311: TRI-VALLEY TRANSIT OPERATING ASSISTANCE	0.0	OB	OPERATE BUS	FTA	943,852	0	0	277,320	0	666,532
346	BB	TRF-1010-13	MNDOT	SECT 5311: HUBBARD CO TRANSIT OPERATING ASSISTANCE	0.0	OB	OPERATE BUS	FTA	272,936	0	0	69,920	0	203,016
347	BB	TRF-2487-13	MNDOT	SECT 5311: CITY OF FOSSTON TRANSIT OPERATING ASSISTANCE	0.0	OB	OPERATE BUS	FTA	84,188	0	0	22,840	0	61,348
348	BB	TRF-3084-13	MNDOT	SECT 5311: ROSEAU CO TRANSIT OPERATING ASSISTANCE	0.0	OB	OPERATE BUS	FTA	336,527	0	0	98,520	0	238,007
349	BB	TRF-8819-13	MNDOT	SECT 5311: RED LAKE RESERVATION TRANSIT OPERATING ASSISTANCE	0.0	OB	OPERATE BUS	FTA	193,250	0	0	82,400	0	110,850
350	BB	TRS-0058-13A	MNDOT	TRI-VALLEY TRANSIT, PURCHASE 1 BUS (CLASS 400-G)	0.0	TR	PURCHASE BUS	STP	70,000	56,000	0	0	0	14,000
351	BB	TRS-0058-13B	MNDOT	TRI-VALLEY TRANSIT, PURCHASE 1 BUS (CLASS 500-D)	0.0	TR	PURCHASE BUS	STP	125,000	100,000	0	0	0	25,000
352	BB	TRS-8819-13	MNDOT	RED LAKE TRANSIT, PURCHASE 1 BUS (CLASS 400-D)	0.0	TR	PURCHASE BUS	STP	72,000	57,600	0	0	0	14,400
353	BB	TRS-9036-13	MNDOT	DISTRICT 2 SETASIDES - 2013	0.0	TR	PURCHASE BUS	STP	108,000	86,400	0	0	0	21,600
354	RR	15-00103	CLEARWATER COUNTY	CLEARWATER CSAH 28, SAND LAKE AVE. S - INSTALL GATES	0.0	SR	RAILROAD SIGNALS	RRS	250,000	225,000	0	0	0	25,000
355	RR	60-00125	POLK COUNTY	POLK CSAH 44, 160TH AVE SW, 12 MI E CROOKSTON - INSTALL GATES (MULTIPLE TRACK CROSSING)	0.0	SR	RAILROAD SIGNALS	RRS	300,000	270,000	0	0	0	30,000
356	CSAH 12	04-612-16	BELTRAMI COUNTY	BEMIDJI, CSAH 12 & CSAH 19, BELTRAMI COUNTY, 1ST ST TO 400 FT S SHERMAN, MILL & OVERLAY	2.5	RS	MILL AND OVERLAY	STP	1,000,000	760,000	0	0	0	240,000
357	CSAH 8	35-608-04	KITTSOON COUNTY	KITTSOON CO: CSAH 8, CSAH 1 TO TH 59 & CSAH 1, CSAH 6 TO CSAH 8, RESURFACING	7.0	RS	BITUMINOUS OVERLAY	STP	669,000	410,000	0	0	0	259,000
358	PED/BIKE	45-628-08	MARSHALL COUNTY	WELCOME TO NEWFOLDEN PED/BIKE TRAIL, PHASE II	0.8	EN	PEDESTRIAN BIKE TRAIL	TEA	279,259	156,878	0	0	0	122,381

ATP: 2
Fiscal Year: 2013

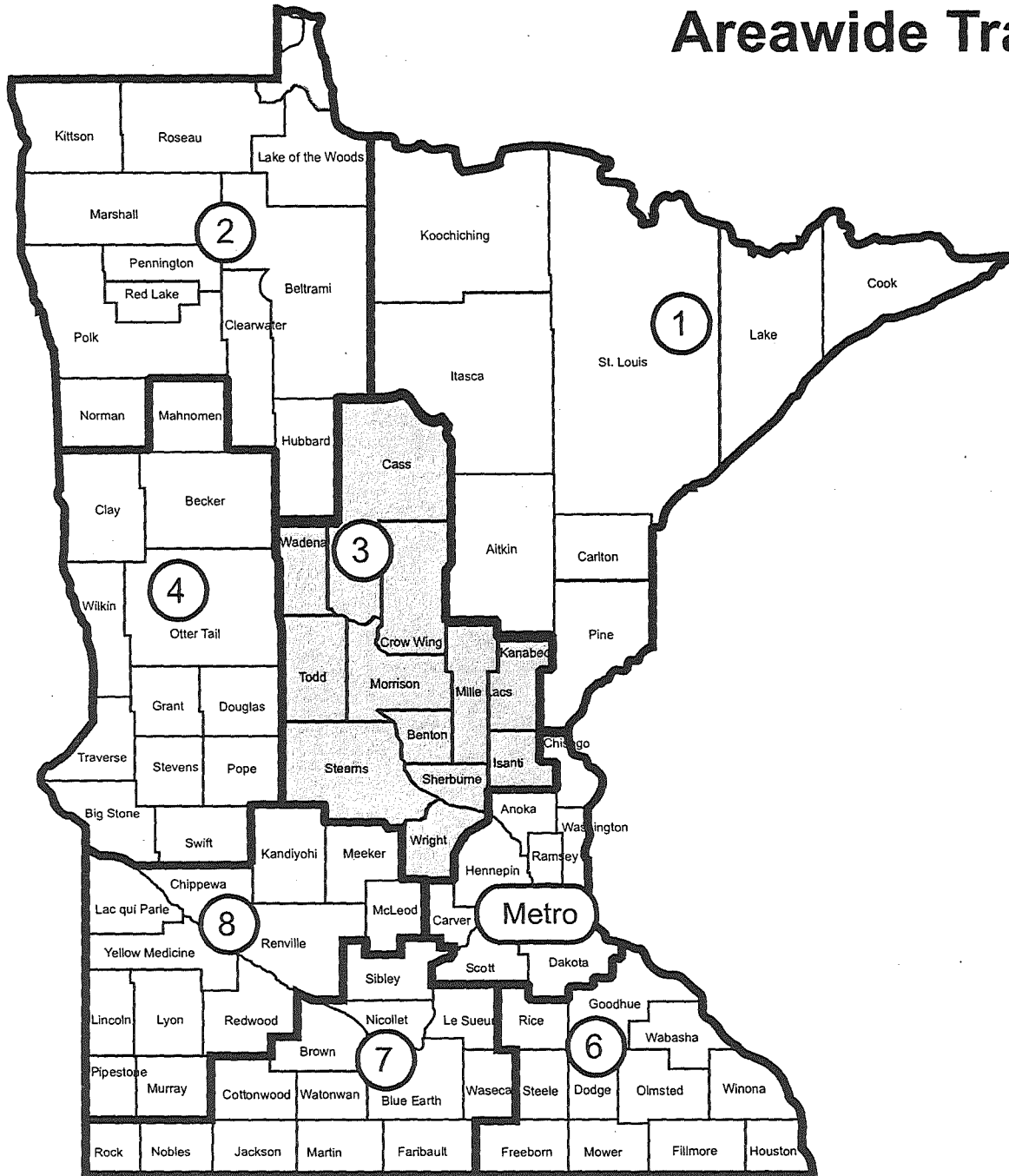
STIP for FY 2010-2013

Seq #	Route System	Project Number	Agency	Description	Miles	Program	Type of Work	Proposed Funds	Total	FHWA	AC	FTA	TH	Other
359	CSAH 39	54-639-36	NORMAN COUNTY	TH 9 (IN BORUP) TO TH 32, WIDEN SHOULDERS	11.5	RC	GRADING	STP	1,014,054	770,000	0	0	0	244,054
360	CSAH 22	60-622-06	POLK COUNTY	TH 220 TO POLK/MARSHALL CO LINE, RESURFACING	10.6	RS	MILL AND OVERLAY	STP	2,500,000	1,900,000	0	0	0	600,000
361	PED/BIKE	68-090-05	ROSEAU COUNTY	CITY OF ROSEAU - ROSEAU RIVER TRAIL FOR PED/BIKE TRAIL, PHASE III	0.8	EN	PEDESTRIAN BIKE TRAIL	TEA	198,561	158,850	0	0	0	39,711
362	TWN	68-599-94	ROSEAU COUNTY	0.9 MI E TH 89 ON 200TH ST, REPLACE BR L-4450 (NEW BR 68522)	0.0	BR	BRIDGE REPLACEMENT	BROS	600,000	480,000	0	0	0	120,000
363	CITY	115-144-06	CROOKSTON	CROOKSTON - OLD TH 75, 3RD AVE SW TO S MAIN ST, GRADING	1.0	RC	GRADING	STP	550,000	440,000	0	0	0	110,000
364	CITY	115-144-08	CROOKSTON	CROOKSTON, REHAB BR 6705	0.1	BI	BRIDGE REPAIR	STP	375,000	300,000	0	0	0	75,000
365	PED/BIKE	119-010-05	EAST GRAND FORKS	EAST GRAND FORKS - MULTIPURPOSE TRAIL ON W SIDE OF TH 220 FOR PED/BIKE TRAIL	0.9	EN	PEDESTRIAN BIKE TRAIL	TEA	255,340	204,272	0	0	0	51,068
366	TH 1	0401-08	MNDOT	12.5 MI W TH 89, REPLACE BR 04001 (TIER 2, 152 BRIDGE)	0.0	BR	BRIDGE REPLACEMENT	STP	1,400,000	1,120,000	0	0	280,000	0
367	TH 1	4509-05	MNDOT	OSLO, REPLACE BR 9100	0.0	BR	BRIDGE REPLACEMENT	BF	6,250,000	0	0	0	0	6,250,000
368	TH 11	3604-72	MNDOT	**ELLA** 1.0 MI W INDUS (CR 38) TO 0.7 MI W LOMAN (ATP1 FUNDING \$5,227,000, SEE SP 3604-72M)	8.7	RD	MILL AND OVERLAY		0	0	0	0	0	0
369	TH 11	6803-40	MNDOT	SIGNAL REPLACEMENT, WARROAD - TH 11 & LAKE ST	0.0	SC	TRAFFIC SIGNAL REVISION	SF LF	214,000	0	0	0	143,000	71,000
370	TH 32	5703-45	MNDOT	THIEF RIVER FALLS, GREENWOOD INTERSECTION REVISION	0.0	SC	ROUNDABOUTS	STP	1,190,000	476,000	0	0	119,000	595,000
371	TH 59	6303-36	MNDOT	0.9 MI N PLUMMER, REPLACE BR 5817	0.0	BR	BRIDGE REPLACEMENT	SF	928,000	0	0	0	928,000	0
372	TH 72	0413-33	MNDOT	**ELLA** WASKISH TO 11.4 MI N, BITUMINOUS RECLAIM	11.4	RD	BITUMINOUS RECLAMATION	SF	3,990,000	0	0	0	3,990,000	0
373	TH 75	4507-48	MNDOT	WARREN, PLEASANT AVE TO 0.3 MI S TAMARAC RIVER BR (S OF STEPHEN), RESURFACING	16.8	RS	MILL AND INLAY	STP	6,900,000	5,520,000	0	0	1,380,000	0
374	TH 89	6806-29	MNDOT	4.3 MI S WANNASKA, REPLACE BR 6780	0.0	BR	BRIDGE REPLACEMENT	SF	494,000	0	0	0	494,000	0
375	TH 200	2908-27	MNDOT	TH 64 TO HUBBARD CSAH 39, RECONSTRUCTION/NEW BRIDGE	1.7	RC	GRADE, SURFACE & BRIDGE	STP	3,570,000	2,856,000	0	0	714,000	0

ATP: 2**Fiscal Year: 2013****STIP for FY 2010-2013**

Seq #	Route System	Project Number	Agency	Description	Miles	Program	Type of Work	Proposed Funds	Total	FHWA	AC	FTA	TH	Other
376	TH 200	5407-31	MNDOT	TH 75 TO ADA, UNBONDED CONCRETE OVERLAY	13.1	RC	UNBONDED CONCRETE OVERLAY	STP	9,300,000	7,440,000	0	0	1,860,000	0
377	TH 999	8802-RW-13	MNDOT	DISTRICTWIDE SETASIDE - RIGHT OF WAY - FY 2013	0.0	RW	RIGHT OF WAY	SF	500,000	0	0	0	500,000	0
378	TH 999	8802-SAS-13	MNDOT	DISTRICTWIDE SETASIDE - FY 2013	0.0	CA	MISCELLANEOUS	SF	6,100,000	0	0	0	6,100,000	0
379	TH 999	8802-SHL-13	LOCAL	DISTRICTWIDE - SAFETY PROGRAM - LOCAL - FY 2013	0.0	SH	SAFETY TARGET	HSIP	500,000	450,000	0	0	0	50,000
380	TH 999	8802-SHS-13	MNDOT	DISTRICTWIDE HSIP TH FUND - FY 2013	0.0	SH	SAFETY TARGET	HSIP	352,941	317,647	0	0	35,294	0
									\$53,132,527	\$24,554,647	\$0	\$904,520	\$16,543,294	\$11,130,066

Areawide Transportation Partnership (ATP) Boundaries



DISTRICT 3

Transportation District Engineer

Bob Busch

(218) 828-2463

7694 Industrial Park Road

Baxter, Minnesota 56425-8096

General Information: (218) 828-2460

1-800-657-3971

FAX: (218) 828-2210

ATP: 3
Fiscal Year: 2010

STIP for FY 2010-2013

Seq #	Route System	Project Number	Agency	Description	Miles	Program	Type of Work	Proposed Funds	Total	FHWA	AC	FTA	TH	Other
381	BB	TRF-0042-10	MNDOT	SECT 5311: CITY OF PINE RIVER TRANSIT OPERATING ASSISTANCE	0.0	OB	OPERATE BUS	FTA	79,362	0	0	26,962	0	52,400
382	BB	TRF-0048-10A	METRO BUS	SECT 5307: DIAL A RIDE TRANSIT SERVICE OPERATING ASSISTANCE	0.0	B9	OPERATE BUS	LF	2,450,000	0	0	0	0	2,450,000
383	BB	TRF-0048-10B	METRO BUS	SECT 5307: FIXED ROUTE TRANSIT SERVICE OPERATING ASSISTANCE	0.0	B9	OPERATE BUS	FTA	7,046,143	0	0	746,143	0	6,300,000
384	BB	TRF-0048-10D	METRO BUS	SECT 5307: TRANSIT CAPITAL PURCHASES, OFFICE EQUIPMENT & COMPUTERS	0.0	B9	BUS GRANT CAPITAL IMPROVEMENT	FTA	25,000	0	0	20,000	0	5,000
385	BB	TRF-0048-10E	METRO BUS	SECT 5307: TRANSIT CAPITAL PURCHASES, MAINTENANCE TOOLS & EQUIPMENT	0.0	B9	BUS GRANT CAPITAL IMPROVEMENT	FTA	10,000	0	0	8,000	0	2,000
386	BB	TRF-0048-10F	METRO BUS	SECT 5307: TRANSIT CAPITALIZED PREVENTIVE MAINTENANCE	0.0	B9	BUS GRANT CAPITAL IMPROVEMENT	FTA	1,326,619	0	0	1,061,295	0	265,324
387	BB	TRF-0048-10M	METRO BUS	SECT 5307:TROLLEY LEASE	0.0	B9	BUS GRANT CAPITAL IMPROVEMENT	FTA	37,513	0	0	30,010	0	7,503
388	BB	TRF-0048-10NS	METRO BUS	SECT 5309:OPERATING ASSISTANCE NORTHSTAR PHASE II COMMUTER BUS	0.0	B3	OPERATE BUS	FTA	500,000	0	0	100,000	0	400,000
389	BB	TRF-0048-10NSA	METRO BUS	SECT 5309:PURCHASE 3 COMMUTER COACH BUSES, NORTHSTAR PHASE II	0.0	B3	BUS GRANT CAPITAL IMPROVEMENT	FTA	500,000	0	0	400,000	0	100,000
390	BB	TRF-0048-10NSB	METRO BUS	SECT 5309:COMMUTER BUS PARK & RIDE LOT FACILITIES, NORTHSTAR PHASE II	0.0	B3	BUS GRANT CAPITAL IMPROVEMENT	FTA	1,000,000	0	0	800,000	0	200,000
391	BB	TRF-0048-10T	METRO BUS	SECTION 5309: THREE SMALL TRANSIT BUSES (ORIGINAL PROJECT, 12 SMALL BUSES, NINE FUNDED WITH ARRA FUNDS)	0.0	B3	PURCHASE BUS	STP	400,000	0	0	0	0	400,000
392	BB	TRF-0048-10Z	METRO BUS	SECT 5309: GREATER MN TRANSIT ALLOCATION FOR CNG GARAGE RENOVATION AND EXPANSION OF OPERATIONS CENTER	0.0	B3	BUS GRANT CAPITAL IMPROVEMENT	FTA	1,312,500	0	0	1,050,000	0	262,500
393	BB	TRF-0055-10	MNDOT	SECT 5311: RIVERRIDER TRANSIT OPERATING ASSISTANCE	0.0	OB	OPERATE BUS	FTA	1,009,194	0	0	297,024	0	712,170
394	BB	TRF-0057-10	MNDOT	SECT 5311: TRI-CAP TRANSIT OPERATING ASSISTANCE	0.0	OB	OPERATE BUS	FTA	1,006,825	0	0	290,053	0	716,772

ATP: 3
Fiscal Year: 2010

STIP for FY 2010-2013

Seq #	Route System	Project Number	Agency	Description	Miles	Program	Type of Work	Proposed Funds	Total	FHWA	AC	FTA	TH	Other
395	BB	TRF-3449-10	MNDOT	SECT 5311: CROW WING CO/CITY OF BRAINERD TRANSIT OPERATING ASSISTANCE	0.0	OB	OPERATE BUS	FTA	929,833	0	0	293,426	0	636,407
396	BB	TRF-7068-10	MNDOT	SECT 5311: ISANTI/CO TRANSIT OPERATING ASSISTANCE	0.0	OB	OPERATE BUS	FTA	819,674	0	0	258,372	0	561,302
397	BB	TRF-7077-10	MNDOT	SECT 5311: TIMBER TRAILS TRANSIT OPERATING ASSISTANCE	0.0	OB	OPERATE BUS	FTA	507,378	0	0	172,360	0	335,018
398	BB	TRF-9018-10	MNDOT	SECT 5311: WADENA CO OPERATING ASSISTANCE	0.0	OB	OPERATE BUS	FTA	390,885	0	0	126,412	0	264,473
399	BB	TRS-0048-10T	MNDOT	ST CLOUD . PURCHASE 3 SMALL BUSES	0.0	TR	PURCHASE BUS	STP	400,000	320,000	0	0	80,000	0
400	BB	TRS-0048-10V	METRO BUS	SECTION 5307: BUS SHELTER TRANSIT AMENITY PROGRAM	0.0	TR	BUS GRANT CAPITAL IMPROVEMENT	STP	312,000	249,600	0	0	0	62,400
401	BB	TRS-7068-10	MNDOT	ISANTI CO. PURCHASE ONE BUS (CLASS 400)	0.0	TR	PURCHASE BUS	STP	66,000	52,800	0	0	0	13,200
402	RR	30-00114	MNDOT	INSTALL GATES AT SOUTH PASSAGE SW, CITY OF ISANTI	0.0	SR	RR X-ING IMPROVEMENTS	RRS	200,000	180,000	0	0	0	20,000
403	LOCAL 999	11-070-02	CASS COUNTY	ENHANCE PAVEMENT MARKINGS AT VARIOUS LOCATIONS IN CASS CO	0.0	SH	STRIPING	HSIP	289,344	250,000	0	0	0	39,344
404	FH 83	11-596-03	CASS COUNTY	JUNCTION TH 2 (7.1 MILES W OF BENA) TO 8.6 MILES S OF TH 2 IN CASS CO, PHASE 2	8.6	RS	BITUMINOUS OVERLAY	FH	755,000	604,000	0	0	0	151,000
405	CSAH 1	11-601-17	CASS COUNTY	CASS CO RD 114 TO TH 371 IN PINE RIVER, GRADE, BASE, BITUMINOUS INCL SHOULDER WIDENING	6.3	RC	GRADE AND SURFACE	STP	2,000,000	1,082,000	0	0	0	918,000
406	PED/BIKE	18-090-03	CROW WING COUNTY	**MN 132** CONSTRUCT CUYUNA LAKE TRAIL, SAGAMORE MINE PIT TO ROWE RD IN CROW WING CO	2.5	BT	PEDESTRIAN BIKE TRAIL	HPP	375,000	300,000	0	0	0	75,000
407	PED/BIKE	18-090-04	CROW WING COUNTY	**MN 132** CONSTRUCT CUYUNA LAKE TRAIL, ROWE RD TO CSAH 31 IN CROW WING CO	2.5	BT	PEDESTRIAN BIKE TRAIL	HPP	500,000	400,000	0	0	0	100,000
408	CSAH 4	18-604-07	CROW WING COUNTY	CSAH 18 TO LAKESHORE DRIVE IN CROW WING CO, GRADE, BASE, BITUMINOUS	3.8	RC	GRADE AND SURFACE	STP	3,000,000	912,000	0	0	0	2,088,000
409	PED/BIKE	30-090-01	ISANTI COUNTY	CONSTRUCT BIKE/PED TRAIL, ISANTI TO CAMBRIDGE (2008 APPROP ACT)	3.0	EN	PEDESTRIAN BIKE TRAIL	FFM TEA	1,532,000	835,600	0	0	0	696,400
410	LOCAL 999	48-070-04	MILLE LACS COUNTY	ENHANCE PAVEMENT MARKINGS AT VARIOUS LOCATIONS IN MILLE LACS CO	0.0	SH	STRIPING	HSIP	189,500	170,550	0	0	0	18,950

ATP: 3
Fiscal Year: 2010

STIP for FY 2010-2013

Seq #	Route System	Project Number	Agency	Description	Miles	Program	Type of Work	Proposed Funds	Total	FHWA	AC	FTA	TH	Other
411	TH 95	48-596-03	MILLE LACS COUNTY	**MN105** RIGHT-OF-WAY PURCHASE & ACQUISITION COSTS FOR REALIGNMENT OF NORTHBOUND RAMPS AT US 169/TH 95 INTERCHANGE, FRONTAGE RD & 13TH AVE. EXTENSION E OF US 169 & RELOCATION OF TWO ACCESSES, PRINCETON	0.0	RW	BRIDGE REPLACEMENT	HPP	250,000	200,000	0	0	0	50,000
412	TH 95	48-596-05	MILLE LACS COUNTY	**MN105** CONSTRUCTION ENGINEERING FOR REALIGNMENT OF NORTHBOUND RAMPS AT US 169/TH 95 INTERCHANGE, FRONTAGE RD & 13TH AVE. EXTENSION E OF US 169 & RELOCATION OF TWO ACCESSES, PRINCETON	0.0	PL	PLANNING	HPP	75,000	60,000	0	0	0	15,000
413	TH 95	48-596-06	MILLE LACS COUNTY	**MN105** REALIGNMENT OF NORTHBOUND RAMPS AT US 169/TH 95 INTERCHANGE, FRONTAGE RD & 13TH AVE. EXTENSION E OF US 169& RELOCATION OF TWO ACCESSES, PRINCETON	1.0	SC	GRADE AND SURFACE	HPP	1,125,200	244,800	0	0	0	880,400
414	LOCAL 999	71-070-05	SHERBURNE COUNTY	INSTALL EDGE LINE STRIPING IN SHERBURNE CO	0.0	SH	STRIPING	HSIP	252,000	226,800	0	0	0	25,200
415	CSAH 14	71-070-06	SHERBURNE COUNTY	CONSTRUCT RIGHT TURN LANE& BYPASS LANE AT SHERBURNE CO CSAH 14/CSAH 30 INTERSECTION	0.0	SH	TURN LANES	HSIP	38,000	34,200	0	0	0	3,800
416	LOCAL 999	73-030-02	STEARNS COUNTY	**MN162** CONDUCT SCOPING, PREPARE ENVIRONMENTAL DOCUMENTATION, DESIGN, & OFFICIAL MAPPING FOR OPPORTUNITY DRIVE CORRIDOR, I-94 TO CSAH 7 IN ST. AUGUSTA	0.0	PL	PLANNING	HPP	172,800	140,758	0	0	0	32,042
417	CITY	73-591-01	STEARNS COUNTY	**SRTS IN** RICHMOND - PRELIMINARY ENGINEERING AND DESIGN FOR RICHMOND ELEMENTARY SCHOOLS TRAIL (2009 SOLICITATION)	0.0	BT	PED./BIKE IMPROVEMENT	SRTS	22,540	22,540	0	0	0	0
418	CITY	73-591-02	STEARNS COUNTY	**SRTS IN** RICHMOND - CONSTRUCT TRAIL ALONG 2ND ST. FROM CSAH 23 TO CSAH 67(2009 SOLICITATION)	0.0	BT	PED./BIKE IMPROVEMENT	SRTS	150,260	150,260	0	0	0	0
419	CR 134	73-596-06A	STEARNS COUNTY	**MN213** CONSTRUCTION OF STEARNS CR 134 REALIGNMENT TO CSAH 138 TO INCLUDE 4 LANE DIVIDED URBAN SECTION FROM WEST OAKS DR TO S OF KNIGHTS OF COLUMBUS PARK & EXPANSION OF STEARNS CSAH 4 TO 6 LANES, ROLLING RIDGE RD TO STEARNS CSAH 138	3.5	MC	GRADE,SURFACE & BRIDGE	HPP	2,249,750	1,799,800	0	0	0	449,950
420	CR 134	73-596-06B	STEARNS COUNTY	**MN116** CONSTRUCTION OF STEARNS CR 134 REALIGNMENT TO CSAH 138 TO INCLUDE 4 LANE DIVIDED URBAN SECTION, WEST OAKS DR TO S OF KNIGHTS OF COLUMBUS PARK & EXPANSION OF STEARNS CSAH 4 TO 6 LANES, ROLLING RIDGE RD TO STEARNS CSAH 138	3.5	MC	GRADE,SURFACE & BRIDGE	HPP STP	1,799,800	1,439,840	0	0	0	359,960

ATP: 3
Fiscal Year: 2010

STIP for FY 2010-2013

Seq #	Route System	Project Number	Agency	Description	Miles	Program	Type of Work	Proposed Funds	Total	FHWA	AC	FTA	TH	Other
421	CR 134	73-596-06C	STEARNS COUNTY	**MN228** CONSTRUCTION OF STEARNS CR 134 REALIGNMENT TO CSAH 138 TO INCLUDE 4 LANE DIVIDED URBAN SECTION, WEST OAKS DR TO S OF KNIGHTS OF COLUMBUS PARK & EXPANSION OF STEARNS CSAH 4 TO 6 LANES, ROLLING RIDGE RD TO STEARNS CSAH 138	3.5	MC	GRADE, SURFACE & BRIDGE	HPP	1,170,450	936,360	0	0	0	234,090
422	CSAH 1	73-601-45AC3	STEARNS COUNTY	**MN131** SAUK RAPIDS BRIDGE APPROACH WORK IN SAUK RAPIDS & ST. CLOUD (AC PAYBACK, 3 OF 3)	0.0	BR	BRIDGE REPLACEMENT	STP	474,810	474,810	0	0	0	0
423	CR 134	73-604-25	STEARNS COUNTY	**MN228** CONSTRUCTION OF STEARNS CR 134 REALIGNMENT TO CSAH 138 TO INCLUDE 4 LANE DIVIDED URBAN SECTION, WEST OAKS DR TO S OF KNIGHTS OF COLUMBUS PARK & EXPANSION OF STEARNS CSAH 4 TO 6 LANES, ROLLING RIDGE RD TO STEARNS CSAH 138 (AC PROJECT, PAYBACK IN	4.0	RC	GRADE, SURFACE & BRIDGE	HPP	7,159,130	2,297,222	3,893,670	0	0	4,861,908
424	CSAH 13	73-613-20	STEARNS COUNTY	TH 4 IN MEIRE GROVE TO I-94 IN MELROSE, GRADE, BASE, SURFACE (AC PROJECT, PAYBACK IN 2011)	5.2	RC	GRADE AND SURFACE	STP	390,000	0	1,560,000	0	0	390,000
425	LOCAL 999	73-684-03	STEARNS COUNTY	**MN162** PREPARE AN ENVIRONMENTAL IMPACT STATEMENT & FILE AN OFFICIAL MAP FOR A PROPOSED NEW ROADWAY ALIGNMENT S & W OF THE CITY OF WAITE PARK, EXTENDING W OF TH 15 & 33RD ST S TO STEARNS CSAH 4 & CSAH 133	0.0	PL	PLANNING	HPP	450,000	325,382	0	0	0	124,618
426	LOCAL 999	73-738-02	STEARNS COUNTY	**MN162** CONDUCT SCOPING, PREPARE ENVIRONMENTAL ASSESSMENT & OFFICIAL MAP FOR PROPOSED NEW SAUK RIVER CROSSING BETWEEN 10TH AVE N & 28TH AVE S IN CITIES OF WAITE PARK & ST. CLOUD	0.0	PL	PLANNING	HPP	300,000	229,796	0	0	0	70,204
427	CR 134	73-738-04	STEARNS COUNTY	**MN168** RIGHT-OF-WAY FOR STEARNS CO RD 134 REALIGNMENT TO CSAH 138 TO INCLUDE 4 LANE DIVIDED URBAN SECTION, WEST OAKS DR TO S OF KNIGHTS OF COLUMBUS PARK & EXPANSION OF STEARNS CSAH 4 TO 6 LANES, ROLLING RIDGE RD TO STEARNS CSAH 138	3.5	RW	RIGHT OF WAY	HPP	4,345,000	2,879,681	0	0	0	1,465,319
428	LOCAL 999	77-596-01	TODD COUNTY	**MN 177** PURCHASE RIGHT OF WAY FOR NORTH-SOUTH CORRIDOR WITH RAILROAD OVERPASS, CITY OF STAPLES	0.0	RW	PLANNING	HPP	1,100,000	385,172	0	0	0	714,828
429	CSAH 24	77-624-17	TODD COUNTY	TODD/OTTERTAIL CO LINE TO JCT TH 71, MILL & OVERLAY, INCL SHOULDER WIDENING & MISC SAFETY IMPROVEMENTS	3.8	RS	MILL AND OVERLAY	STP	1,000,000	608,000	0	0	0	392,000
430	LOCAL 999	80-070-01	WADENA COUNTY	ENHANCE PAVEMENT MARKINGS AT VARIOUS LOCATIONS IN WADENA CO	0.0	SH	STRIPING	HSIP	104,556	94,100	0	0	0	10,456
431	LOCAL 999	86-070-02	WRIGHT COUNTY	INSTALL VEHICLE DETECTION ADVANCE WARNING SYSTEMS AT 4 INTERSECTIONS	0.0	SH	MISCELLANEOUS	HSIP	144,000	129,600	0	0	0	14,400

ATP: 3**Fiscal Year: 2010****STIP for FY 2010-2013**

Seq #	Route System	Project Number	Agency	Description	Miles	Program	Type of Work	Proposed Funds	Total	FHWA	AC	FTA	TH	Other
432	LOCAL 999	86-070-03	WRIGHT COUNTY	INSTALL INTERSECTION LIGHTING AT VARIOUS LOCATIONS IN WRIGHT CO	0.0	SH	LIGHTING	HSIP	195,000	175,500	0	0	0	19,500
433	PED/BIKE	86-591-01	MONTROSE	**SRTS IN** CONNECTING NEIGHBORHOODS IN W & S MONTROSE TO ELEMENTARY SCHOOL & EXISTING SYSTEM OF SIDEWALKS & TRAILS (2008 SOLICITATION)	0.0	BT	PED/BIKE IMPROVEMENT	SRTS	200,000	175,000	0	0	0	25,000
434	LOCAL 999	88-070-17	CROW WING/MORRISON COUNTIES	ENHANCE PAVEMENT MARKINGS IN CROW WING & MORRISON COUNTIES	0.0	SH	STRIPING	HSIP	730,000	657,000	0	0	0	73,000
435	LOCAL 999	88-070-18	ISANTI/KANABEC COUNTIES	INSTALL EDGE STRIPING IN ISANTI & KANABEC CO	0.0	SH	STRIPING	HSIP	315,000	283,500	0	0	0	31,500
436	CITY	91-591-16	REGION 5	**SRTS IN** PILLAGER - DEVELOP PILLAGER SAFE ROUTES TO SCHOOL PLAN (2009 SOLICITATION)	0.0	PL	PLANNING	SRTS	15,300	15,300	0	0	0	0
437	CITY	91-591-17	REGION 5	**SRTS IN** PIERZ - DEVELOP PIERZ SAFE ROUTES TO SCHOOL PLAN (2009 SOLICITATION)	0.0	PL	PLANNING	SRTS	11,926	11,926	0	0	0	0
438	LOCAL 999	91-596-03	MILLE LACS BAND	TH 169 TO MILLE LACS CR 25 IN VINELAND, CONSTRUCT NEW ALIGNMENT (BIA TRANSFER)	1.2	MC	GRADE AND SURFACE	STP	1,653,046	634,608	0	0	0	1,018,438
439	PED/BIKE	92-090-33	MNDNR	**MN 173** CONSTRUCT BICYCLE AND PEDESTRIAN TRAILS IN THE CUYUNA RECREATION AREA	10.0	BT	PEDESTRIAN BIKE TRAIL	HPP	772,273	617,818	0	0	0	154,455
440	PED/BIKE	92-090-37	MNDNR	**MN 174** CONSTRUCT BIKE/PED EXTENSION TO PAUL BUNYAN TRAIL, MISSISSIPPI RIVER BRIDGE TRAIL TO CROW WING STATE PARK	6.5	BT	PEDESTRIAN BIKE TRAIL	HPP	855,015	684,012	0	0	0	171,003
441	PED/BIKE	108-090-01	BRAINERD	CONSTRUCT CUYUNA LAKES STATE TRAIL ALONG COLLEGE DR, EAST RIVER ROAD TO S 5TH ST/QUINCE, ALONG S 5TH ST, QUINCE TO PINE ST & KIWANIS TRAIL CONNECTION IN BRAINERD (AC PROJECT, PAYBACK IN 2011)	0.4	EN	PEDESTRIAN BIKE TRAIL	TEA	72,450	0	288,300	0	0	72,450
442	MSAS 126	108-126-12	BRAINERD	RECONSTRUCT 4-LANE, CSAH 48 TO QUINCE ST, BRAINERD, INCL 3 ROUNDABOUTS, SIGNALS, DRAINAGE & RETAINING WALLS	1.0	RC	GRADE AND SURFACE	STP	7,000,000	1,939,688	0	0	0	5,060,312
443	CITY	108-591-01	BRAINERD/BAXTER	**SRTS IN** BRAINER/BAXTER - DEVELOP BRAINERD-BAXTER SAFE ROUTES TO SCHOOL PLAN (2009 SOLICITATION)	0.0	PL	PLANNING	SRTS	50,000	50,000	0	0	0	0
444	CR 65	162-020-25	ST CLOUD	**MN162** CONDUCT SCOPING, PREPARE ENVIRONMENTAL DOCUMENTATION, DESIGN, AND OFFICIAL MAPPING FOR CSAH 7 CORRIDOR	0.0	PL	W8000 - PLANNING	HPP	250,000	184,414	0	0	0	65,586

ATP: 3
Fiscal Year: 2010

STIP for FY 2010-2013

Seq #	Route System	Project Number	Agency	Description	Miles	Program	Type of Work	Proposed Funds	Total	FHWA	AC	FTA	TH	Other
445	MSAS 101	162-101-12	ST CLOUD	**MN122** 10ST ST, EXPAND UNIVERSITY BR 73540 TO 4-LANE, 5TH AVE TO 1ST AVE (AC PROJECT, PAYBACK IN 2012-2013)	0.6	BR	WIDEN AND REDECK	HPP STP	4,496,108	719,921	1,094,904	0	0	3,776,187
446	CITY	162-591-03	ST CLOUD	**SRTS IN** ST CLOUD - CONSTRUCT SIDEWALK ADDITIONS & CROSSWALK IMPROVEMENTS NEAR WESTWOOD ELEMENTARY, ST CLOUD (2009 SOLICITATION)	0.0	BT	PED./BIKE IMPROVEMENT	SRTS	170,000	170,000	0	0	0	0
447	CITY	162-591-04	ST CLOUD	**SRTS IN** ST CLOUD - EDUCATION & ENFORCEMENT NEAR WESTWOOD ELEMENTARY, ST CLOUD (2009 SOLICITATION)	0.0	PL	PLANNING	SRTS	5,000	5,000	0	0	0	0
448	CITY	217-591-01	OTSEGO	**SRTS IN** OTSEGO - CONSTRUCT TRAIL FROM JCT CSAH 42/QUADAY AVENUE TO OTSEGO ELEMENTARY SCHOOL (2009 SOLICITATION)	0.5	BT	PED./BIKE IMPROVEMENT	SRTS	195,000	120,000	0	0	0	75,000
449	CITY	217-591-02	OTSEGO	**SRTS IN** OTSEGO - PRELIMINARY ENGINEERING AND DESIGN FOR OTSEGO ELEMENTARY TRAIL (2009 SOLICITATION)	0.0	PL	PED./BIKE IMPROVEMENT	SRTS	24,000	24,000	0	0	0	0
450	CITY	217-591-03	OTSEGO	**SRTS IN** OTSEGO - BICYCLE AND PEDESTRIAN SAFETY EDUCATION (2009 SOLICITATION)	0.0	PL	PED./BIKE IMPROVEMENT	SRTS	5,000	5,000	0	0	0	0
451	CITY	230-113-01	BAXTER	CONSTRUCT RAILROAD-HIGHWAY GRADE CROSSING ON NEW ALIGNMENT AT CYPRESS DRIVE IN BAXTER, INCL SIGNAL & GATES	0.0	MC	RAILROAD SURF/SIGNALS	STP	303,000	242,400	0	0	0	60,600
452	LOCAL 999	233-070-01	ST JOSEPH	**MN162** CONDUCT TIER 1 ENVIRONMENTAL DOCUMENTATION FOR SAINT JOSEPH N CORRIDOR, CO RD 133 TO CSAH 3	0.0	PL	PLANNING	HPP	200,000	159,796	0	0	0	40,204
453	I 94	242-010-03	ALBERTVILLE	**MN121**RIGHT-OF-WAY, PHASE II FOR I-94/CSAH 19 INTERCHANGE	0.0	RW	PLANNING	HPP	311,396	106,078	0	0	0	205,318
454	TH 10	0502-99	ST CLOUD	UPGRADE RR CROSSING W. OF ST. GERMAIN ST IN ST. CLOUD	0.0	SC	RAILROAD SIGNALS	SF	206,460	0	0	0	206,460	0
455	TH 10	0502-104	MN/DOT	**ELLA** BENTON CO RD 40 (HALF WAY CROSSING) TO BEGINNING OF CONCRETE NEAR BENTON CSAH 4 IN WATAB, MICROSURFACE	19.3	RS	PM MINOR CPR	SF	1,163,894	0	0	0	1,163,894	0
456	TH 10	7103-51	MN/DOT	700 FT W OF 15TH AVE SE IN ST CLOUD TO 0.2 MI E OF JCT TH 24 NEAR CLEAR LAKE (WB), RECONSTRUCTION, INCL INTERSECTIONS AT 15TH & TH 24	10.5	RC	UNBONDED CONCRETE OVERLAY	BF SF	16,920,000	0	0	0	500,000	16,420,000
457	TH 10	7103-54	MNDOT	CENTRAL MN TRAVEL INFO CENTER SITE AND BUILDING PRESERVATION	0.0	RB	REST AREA	STP	375,410	300,328	0	0	75,082	0
458	TH 12	8602-47	MN/DOT	LANDSCAPING IN DELANO	1.9	AM	LANDSCAPING	SF	50,000	0	0	0	50,000	0

ATP: 3
Fiscal Year: 2010

STIP for FY 2010-2013

Seq #	Route System	Project Number	Agency	Description	Miles	Program	Type of Work	Proposed Funds	Total	FHWA	AC	FTA	TH	Other
459	TH 15	7303-47	MN/DOT	0.9 MI S TO END OF 4-LANE S OF I-94 TO 0.18 MI N OF JCT TH 23, MILL & OVERLAY INCL SHOULDER PAVING (NB & SB)	7.2	RS	MILL AND OVERLAY	STP	2,600,000	2,080,000	0	0	520,000	0
460	TH 23	0504-17	MN/DOT	INSTALL EDGELINE RUMBLE STRIPES, E LIMITS OF FOLEY TO OGILVIE	36.3	SH	TRAFFIC BARRIER	HSIP	135,499	121,949	0	0	13,550	0
461	TH 23	7305-115	MN/DOT	DNR TRAIL MITIGATION & EMBANK MODIFICATIONS	0.0	RB	MISCELLANEOUS	SF	100,000	0	0	0	100,000	0
462	TH 23	7306-93AC	MN/DOT	RECONSTRUCT, WASHINGTON MEMORIAL DR TO W END OF BR 6748 (DESOTO BRIDGE) IN ST CLOUD, REPLACE BR 9086 (LAKE GEORGE BRIDGE) OVER 10TH AVE, RECONSTRUCT INTERCHANGE/ROADWAY, & REPLACE PAVEMENT (AC PAYBACK, 1 of 1)	2.2	BR	GRADE, SURFACE & BRIDGE	NHS	6,539,591	6,539,591	0	0	0	0
463	TH 25	4911-14	MN/DOT	S LIM OF PIERZ TO 4TH AVE N, GRADE & SURFACE	0.9	RC	GRADE AND SURFACE	STP	2,366,227	1,791,600	0	0	508,496	66,131
463	TH 25	4911-14E	MN/DOT	INSTALL LIGHTING	0.9	EN	LIGHTING	TEA	267,000	213,600	0	0	0	53,400
464	TH 25	7104-21	MN/DOT	N END MISSISSIPPI RIVER BRIDGE IN MONTICELLO TO S JCT TH 10 IN BIG LAKE, MILL & OVERLAY INCL SHOULDER PAVING	2.8	RS	MILL AND OVERLAY	STP	700,000	0	0	0	700,000	0
465	TH 27	4803-19	MN/DOT	N JCT TH 25 N OF PIERZ TO S JCT TH 169 IN ONAMIA, MILL & OVERLAY	23.6	RS	MILL AND OVERLAY	STP	4,079,782	3,263,826	0	0	815,956	0
466	TH 27	4905-34	MN/DOT	REPLACE BR 5878 OVER PLATTE RIVER 3.1 MI W OF S JCT TH 25 IN GENOLA	0.0	BR	BRIDGE REPLACEMENT	STP	870,629	696,503	0	0	174,126	0
467	TH 27	7703-15	MN/DOT	**ELLA** DOUGLAS/TODD CO LINE TO S JCT TH 71, MILL & OVERLAY, INCL SHOULDER PAVING	12.9	RS	MILL AND OVERLAY	SF	2,441,665	0	0	0	2,441,665	0
468	TH 65	3004-58	MN/DOT	INTERSECTION REVISION AT JCT TH 107	0.8	SC	GRADE AND SURFACE	STP	250,000	200,000	0	0	50,000	0
469	TH 84	1110-10	MNDOT	**ADA** JCT TH 371 IN PINE RIVER TO CASS CSAH 2 IN PINE RIVER, MILL & OVERLAY, UPGRADE PED RAMPS	0.4	RS	MILL AND OVERLAY	TEA	321,430	63,852	0	0	257,578	0
470	I 94	7380-225	MN/DOT	REGRADE MEDIUM INSLOPES & INSTALL MEDIAN CABLE GUARDRAIL AT VARIOUS LOCATIONS, SAUK CENTRE TO ALBANY (DPS FUNDS=\$2,172,776)	17.3	SH	MEDIAN BARRIER	HSIP	3,523,141	998,050	0	0	352,315	2,172,776
471	I 94	7380-229	MNDOT	BIG SPUNK REST AREA SITE AND BUILDING PRESERVATION	0.0	RB	REST AREA	STP	463,302	369,842	0	0	93,460	0
472	I 94	7380-230	MNDOT	LITTLE SPUNK REST AREA SITE AND BUILDING PRESERVATION	0.0	RB	REST AREA	STP	455,158	364,126	0	0	91,032	0

ATP: 3
Fiscal Year: 2010
STIP for FY 2010-2013

Seq #	Route System	Project Number	Agency	Description	Miles	Program	Type of Work	Proposed Funds	Total	FHWA	AC	FTA	TH	Other
473	I 94	8680-142	MN/DOT	**ELLA** REPLACE BRS 86813 & BR 86814 WITH NEW BR 86819 & BR 86820 E OF MONTICELLO(AC PROJECT, PAYBACK IN 2011)	0.5	BR	BRIDGE REPLACEMENT	IM	11,105,833	9,959,970	3,262,722	0	1,145,863	0
474	TH 95	3007-33	MN/DOT	DAVIS ST TO XYLITE, MILL & OVERLAY, RESTRIPE TO 4 LANES; & FROM XLITE ST/CO RD 34 TO 0.4 MI E OF ISANTI CSAH 2 IN CAMBRIDGE, 2-4 LANE WIDENING, SHOULDERS, INCL LTL AT CSAH 2	2.0	SC	TURN LANES	STP	1,850,000	1,480,000	0	0	370,000	0
475	TH 95	4810-17	MN/DOT	REPLACE BR 5822 OVER RUM RIVER & INTERSECTION IMPROVEMENT AT MILLE LACS CSAH 29 IN PRINCETON	1.0	BR	BRIDGE REPLACEMENT	STP	2,720,000	2,176,000	0	0	544,000	0
476	TH 169	0115-41	MN/DOT	**BP08** REPLACE BR 91049 & BR 91050 OVER THE RIPPLE RIVER	0.6	BR	BRIDGE REPLACEMENT	BF	980,655	0	0	0	0	980,655
477	TH 210	1805-73	MN/DOT	CONSTRUCT 3/4 INTERSECTION AT ELDER DRIVE IN BAXTER (SEATBELT FUNDS)	0.0	SC	TURN LANES	FFM	423,000	423,000	0	0	0	0
478	TH 210	7701-36	MN/DOT	REPLACE SURFACE AT BNSF CROSSING IN STAPLES	0.0	RS	RAILROAD SURF/SIGNALS	STP	254,839	203,871	0	0	0	50,968
479	TH 241	8612-16	MN/DOT	WRIGHT CSAH 19 TO 4TH ST IN ST MICHAEL, RECONSTRUCT	0.3	AM	GRADE AND SURFACE	SF	1,000,000	0	0	0	1,000,000	0
480	TH 371B	1814-02	MN/DOT	**ELLA** 1.3 MI N OF JCT TH 371 TO JCT TH 210 IN BRAINERD, MILL & OVERLAY INCL SHOULDER PAVING	5.3	RS	MILL AND OVERLAY	STP	1,441,533	1,153,226	0	0	288,307	0
481	TH 999	8823-135	MN/DOT	**ELLA** TH 6 FROM W JCT TH 200 TO 400 FT NORTH OF THE EAST JCT. TH 200 AND ON TH 200 FROM THE JCT TH 84 TO THE WEST JCT. OF TH 6 IN REMER	0.8	RX	ROAD REPAIR	SF	1,172,612	0	0	0	1,172,612	0
482	TH 999	8823-142	MN/DOT	INSTALL RUMBLE STRIPS, PAVEMENT MARKINGS, AND SIGNING AT VARIOUS LOCATIONS DISTRICTWIDE (SEATBELT FUNDS)	0.0	SC	SPOT IMPROVEMENT	FFM	650,000	650,000	0	0	0	0
483	TH 999	8823-143	MN/DOT	DISTRICTWIDE SIGNAL AND LIGHTING IMPROVEMENTS (DPS 164 FUNDS)	0.0	SC	SPOT IMPROVEMENT		600,000	0	0	0	0	600,000
484	TH 999	8823-149	MN/DOT	**ADA FUNDS** DISTRICTWIDE UPGRADE TO EXISTING TRAFFIC SIGNAL SYSTEMS PROWAG (ADA) STANDARDS BY INSTALLING APS PED PUSHBUTTONS, COUNTDOWN PED INDICATORS AND ADA RAMPS	0.0	EN	TRAFFIC SIGNALS	TEA	130,215	104,172	0	0	26,043	0
485	TH 999	8803-RW-10	MN/DOT	DISTRICTWIDE SET ASIDES - RIGHT-OF-WAY - 2010	0.0	RW	RIGHT OF WAY	SF	5,260,000	0	0	0	5,260,000	0
486	TH 999	8803-SAS-10	MN/DOT	DISTRICTWIDE SET ASIDES - 2010	0.0	CA	MISCELLANEOUS	SF	12,480,000	0	0	0	12,480,000	0
									\$153,470,455	\$58,170,138	\$10,099,596	\$5,680,057	\$30,480,439	\$59,139,821

ATP: 3
Fiscal Year: 2011

STIP for FY 2010-2013

Seq #	Route System	Project Number	Agency	Description	Miles	Program	Type of Work	Proposed Funds	Total	FHWA	AC	FTA	TH	Other
487	BB	TRF-0042-11	MNDOT	SECT 5311: CITY OF PINE RIVER TRANSIT OPERATING ASSISTANCE	0.0	OB	OPERATE BUS	FTA	81,743	0	0	26,962	0	54,781
488	BB	TRF-0048-11A	METRO BUS	SECT 5307: DIAL A RIDE TRANSIT SERVICE OPERATING ASSISTANCE	0.0	B9	OPERATE BUS	LF	2,600,000	0	0	0	0	2,600,000
489	BB	TRF-0048-11B	METRO BUS	SECT 5307: FIXED ROUTE TRANSIT SERVICE OPERATING ASSISTANCE	0.0	B9	OPERATE BUS	FTA	7,370,143	0	0	746,143	0	6,624,000
490	BB	TRF-0048-11D	METRO BUS	SECT 5307: TRANSIT CAPITAL PURCHASES, OFFICE EQUIPMENT & COMPUTERS	0.0	B9	BUS GRANT CAPITAL IMPROVEMENT	FTA	35,000	0	0	28,000	0	7,000
491	BB	TRF-0048-11E	METRO BUS	SECT 5307: TRANSIT CAPITAL PURCHASES, MAINTENANCE TOOLS & EQUIPMENT	0.0	B9	BUS GRANT CAPITAL IMPROVEMENT	FTA	10,000	0	0	8,000	0	2,000
492	BB	TRF-0048-11F	METRO BUS	SECT 5307: TRANSIT CAPITALIZED PREVENTIVE MAINTENANCE	0.0	B9	BUS GRANT CAPITAL IMPROVEMENT	FTA	1,469,040	0	0	1,175,232	0	293,808
493	BB	TRF-0048-11NS	METRO BUS	OPERATING ASSISTANCE NORTHSTAR PHASE II COMMUTER BUS	0.0	B9	OPERATE BUS	FTA	500,000	0	0	100,000	0	400,000
494	BB	TRF-0048-11S	METRO BUS	SECT 5309: TRANSIT CAPITAL PURCHASES, TRANSIT CENTER RELOCATION	0.0	B3	BUS GRANT CAPITAL IMPROVEMENT	FTA	2,500,000	0	0	2,000,000	0	500,000
495	BB	TRF-0048-11W	METRO BUS	SECT 5307: TRANSIT CAPITAL PURCHASES, ITS PROJECTS	0.0	B9	BUS GRANT CAPITAL IMPROVEMENT	FTA	25,000	0	0	20,000	0	5,000
496	BB	TRF-0055-11	MNDOT	SECT 5311: RIVERRIDER TRANSIT OPERATING ASSISTANCE	0.0	OB	OPERATE BUS	FTA	1,039,490	0	0	297,024	0	742,466
497	BB	TRF-0057-11	MNDOT	SECT 5311: TRI-CAP TRANSIT OPERATING ASSISTANCE	0.0	OB	OPERATE BUS	FTA	1,037,029	0	0	290,053	0	746,976
498	BB	TRF-3449-11	MNDOT	SECT 5311: CROW WING CO/CITY OF BRAINERD TRANSIT OPERATING ASSISTANCE	0.0	OB	OPERATE BUS	FTA	937,728	0	0	293,426	0	644,302
499	BB	TRF-7068-11	MNDOT	SECT 5311: ISANTI/CO TRANSIT OPERATING ASSISTANCE	0.0	OB	OPERATE BUS	FTA	844,264	0	0	258,372	0	585,892
500	BB	TRF-7077-11	MNDOT	SECT 5311: TIMBER TRAILS TRANSIT OPERATING ASSISTANCE	0.0	OB	OPERATE BUS	FTA	522,599	0	0	172,360	0	350,239
501	BB	TRF-9018-11	MNDOT	SECT 5311: WADENA CO OPERATING ASSISTANCE	0.0	OB	OPERATE BUS	FTA	402,612	0	0	126,412	0	276,200
502	BB	TRS-0055-11	MNDOT	RIVERRIDER, PURCHASE TWO BUSES - ONE CLASS 400/ONE CLASS 500	0.0	TR	PURCHASE BUS	STP	185,000	148,000	0	0	0	37,000

ATP: 3
Fiscal Year: 2011

STIP for FY 2010-2013

Seq #	Route System	Project Number	Agency	Description	Miles	Program	Type of Work	Proposed Funds	Total	FHWA	AC	FTA	TH	Other
503	BB	TRS-0057-11	MNDOT	TRI-CAP MORRISON CO PURCHASE ONE BUS (CLASS 400)	0.0	TR	PURCHASE BUS	STP	68,000	54,400	0	0	0	13,600
504	BB	TRS-3449-11	MNDOT	CITY OF BRAINERD, PURCHASE ONE BUS (CLASS 400)	0.0	TR	PURCHASE BUS	STP	68,000	54,400	0	0	0	13,600
505	BB	TRS-7068-11	MNDOT	ISANTI HEARTLAND EXPRESS, PURCHASE ONE BUS (CLASS 500)	0.0	TR	PURCHASE BUS	STP	117,000	93,600	0	0	0	23,400
506	BB	TRS-9018-11	MNDOT	WADENA CO PURCHASE BUS (CLASS 400)	0.0	TR	PURCHASE BUS	STP	68,000	54,400	0	0	0	13,600
507	RR	18-00111	MNDOT	SAFETY ENHANCEMENTS AT VARIOUS LOCATIONS ON BNSF RAILWAY CORRIDOR E OF BRAINERD IN CROW WING CO TO CROW WING/AITKIN CO LINE	0.0	SR	RR X-ING IMPROVEMENTS	RRS	333,333	300,000	0	0	0	33,333
508	RR	86-00124	MNDOT	INSTALL GATES AT POPULAR LANE (MUN 23) IN ANNANDALE	0.0	SR	RR X-ING IMPROVEMENTS	RRS	225,000	202,500	0	0	0	22,500
509	RR	86-00125	MNDOT	INSTALL GATES AT OAK AVE/VACATE CROSSING AT FAIRHAVEN AVE IN SOUTH HAVEN)	0.0	SR	RR X-ING IMPROVEMENTS	RRS	225,000	225,000	0	0	0	0
510	RR	86-00126	MNDOT	INSTALL GATES AT FRANKLIN TWP RD 44, 1.5 MI W OF DELANO	0.0	SR	RR X-ING IMPROVEMENTS	RRS	225,000	202,500	0	0	0	22,500
511	CSAH 1	11-601-18	CASS COUNTY	GRADE, BASE & BITUMINOUS CASS CSAH 1 3.7 MI, CASS CSAH 34 TO CASS CSAH 15, INCLUDING SHOULDER WIDENING	3.7	RC	GRADE AND SURFACE	STP	1,200,000	900,000	0	0	0	300,000
512	CSAH 18	18-618-09	CROW WING COUNTY	CONSTRUCT NEW ALIGNMENT, TH 371/CROW WING CSAH 18 THROUGH THE CITY OF NISSWA (PHASE III)	0.4	MC	GRADE AND SURFACE	STP	470,000	376,000	0	0	0	94,000
513	CSAH 20	18-620-11	CROW WING COUNTY	NORTH AHRENS HILL RD TO CSAH 49 IN CROW WING CO, RECONSTRUCT TO URBAN STANDARDS THAT INCLUDES GRADING, SURFACING, STORM SEWER & SLOPE REINFORCEMENT (AC PROJECT, PAYBACK IN 2012)	0.9	RC	GRADE AND SURFACE	STP	608,000	0	1,471,687	0	0	608,000
514	CSAH 1	33-601-08	KANABEC COUNTY	MILL & OVERLAY KANABEC CSAH 1, 5.95 MI FROM JCT KANABEC CSAH 11 TO KANABEC CR 68	6.0	RS	MILL AND OVERLAY	STP	959,141	695,000	0	0	0	264,141
515	CSAH 12	33-612-12	KANABEC COUNTY	MILL & OVERLAY KANABEC CSAH 12 4.5 MI, JCT OF KANABEC CSAH 4 TO TH 23 (AC PROJECT, PAYBACK IN 2012)	4.5	RS	MILL AND OVERLAY	STP	514,845	361,784	247,155	0	0	153,061
516	CSAH 1	48-601-30	MILLE LACS COUNTY	RESURFACE 3 MI MILLE LACS CSAH 1, JCT OF MILLE LACS CR 122 TO MILLE LACS CSAH 13	3.0	RS	MILL AND OVERLAY	STP	2,491,000	1,008,000	0	0	0	1,483,000
517	CR 242	49-070-05	MORRISON COUNTY	RECONSTRUCT MORRISON CO RD 242 CURVE INCL GRADING, BASE & BITUMINOUS INCL SHOULDERS	0.0	SH	MISCELLANEOUS	HSIP	175,000	157,500	0	0	0	17,500

ATP: 3
Fiscal Year: 2011

STIP for FY 2010-2013

Seq #	Route System	Project Number	Agency	Description	Miles	Program	Type of Work	Proposed Funds	Total	FHWA	AC	FTA	TH	Other
518	CSAH 35	49-635-05	MORRISON COUNTY	GRADE, BASE & BITUMINOUS MORRISON CSAH 35 7.7 MI, TH 10 & MORRISON CSAH 34, INCLUDING SHOULDER WIDENING, GUARDRAILS & TURNLANES	7.7	RC	GRADE AND SURFACE	STP	1,350,000	1,012,500	0	0	0	337,500
519	EN	71-090-01	SHERBURNE COUNTY	SHERBURNE CSAH 9 TO PRINCETON, CONSTRUCT PHASE I OF GREAT NORTHERN TRAIL	3.5	EN	PEDESTRIAN BIKE TRAIL	TEA	330,000	118,400	0	0	0	211,600
520	CSAH 75	73-070-03	STEARNS COUNTY	TRAFFIC SIGNAL CHANNELIZATION & ELIMINATION OF LEFT TURN AT CSAH 75 AND 37TH AVE	0.0	SH	GRADE AND SURFACE	HSIP	500,000	450,000	0	0	0	50,000
521	PED/BIKE	73-090-08	STEARNS COUNTY	CONSTRUCT BIKE/PED TRAIL, E CITY LIMITS OF RICHMOND TO E CITY LIMITS OF COLD SPRING, PHASE I OF ROCORI TRAIL	5.3	EN	PEDESTRIAN BIKE TRAIL	TEA	658,705	526,964	0	0	0	131,741
522	CR 134	73-604-25AC1	STEARNS COUNTY	**MN228** CONSTRUCTION OF STEARNS CO RD 134 REALIGNMENT TO CSAH 138 TO INCLUDE 4 LANE DIVIDED-URBAN SECTION, WEST OAKS DR TO S OF KNIGHTS OF COLUMBUS PARK & EXPANSION OF STEARNS CSAH 4 TO 6 LANES, ROLLING RIDGE RD TO STEARNS CSAH 138 (AC PAYBACK 1 OF 3)	4.0	RC	GRADE, SURFACE & BRIDGE	HPP STP	378,473	378,473	0	0	0	0
523	CSAH 13	73-613-20AC	STEARNS COUNTY	TH 4 IN MEIRE GROVE TO I-94 IN MELROSE, GRADE, BASE, SURFACE(AC PAYBACK 1 OF 1)	5.2	RC	GRADE AND SURFACE	STP	1,560,000	1,560,000	0	0	0	0
524	PED/BIKE	86-090-03	WRIGHT COUNTY	CONSTRUCT BIKE/PEDESTRIAN TRAIL FACILITIES ALONG WRIGHT CSAH 19 & CSAH 20 IN HANOVER (PHASE 1A)	4.0	EN	PEDESTRIAN BIKE TRAIL	TEA	350,498	280,398	0	0	0	70,100
525	CSAH 40	86-640-02	WRIGHT COUNTY	REPLACE BR 90685 OVER CLEARWATER RIVER AT WESTERN WRIGHT CO LINE	0.0	BR	BRIDGE REPLACEMENT	STP	360,000	288,000	0	0	0	72,000
526	PED/BIKE	91-090-18	MILLE LACS BAND	**MN060** CONSTRUCT BIKE/PED OVERPASS (BR 48525) NEAR JCT TH 169 AT AATAGE RD IN MILLE LACS RESERVATION	0.0	EN	PEDESTRIAN BIKE TRAIL	HPP	2,100,000	450,000	0	0	0	1,650,000
527	PED/BIKE	92-090-36	MNDNR	CONSTRUCT 2.4 MI OF GLACIAL LAKES TRAIL BETWEEN RICHMOND & 178TH AVE W OF COLD SPRING	2.4	EN	PEDESTRIAN BIKE TRAIL	TEA	248,880	199,104	0	0	0	49,776
528	PED/BIKE	108-090-01AC	BRAINERD	CONSTRUCT CUYUNA LAKES STATE TRAIL ALONG COLLEGE DR, EAST RIVER ROAD TO S 5TH ST/QUINCE, ALONG S 5TH ST, QUINCE TO PINE ST & KIWANIS TRAIL CONNECTION IN BRAINERD (AC PAYBACK, 1 of 1)	0.3	EN	PEDESTRIAN BIKE TRAIL	TEA	288,300	288,300	0	0	0	0
529	PED/BIKE	162-090-05	ST CLOUD	EXTEND BEAVER ISLAND BIKE/PED TRAIL, ST CLOUD CIVIC CENTER TO HESTER PARK ALONG MISSISSIPPI RIVER IN ST CLOUD	0.9	EN	PEDESTRIAN BIKE TRAIL	TEA	3,050,000	493,465	0	0	0	2,556,535
530	TH 10	0502-101	MN/DOT	REPLACE TYPE A & OVERHEAD SIGNS BETWEEN LITTLE FALLS & ST CLOUD	37.8	SC	SIGNING	STP	150,000	120,000	0	0	30,000	0

ATP: 3
Fiscal Year: 2011

STIP for FY 2010-2013

Seq #	Route System	Project Number	Agency	Description	Miles	Program	Type of Work	Proposed Funds	Total	FHWA	AC	FTA	TH	Other
531	TH 10	4901-74	MNDOT	**ELLA** BEG LITTLE FALLS BYPASS TO END LITTLE FALLS BYPASS (EB & WB), MILL & OVERLAY INCL SHOULDER PAVING	7.3	RS	MILL AND OVERLAY	NHS	3,426,935	2,741,548	0	0	685,387	0
532	TH 10	4902-59	MNDOT	4.5 MI N OF TH 115 S OF CUSHING TO 2.7 MI W OF TH 371 AT LITTLE FALLS BYPASS (EB & WB), MILL & OVERLAY, INCL SHOULDER PAVING & INSTALL RUMBLE STRIPS	11.5	RS	MILL AND OVERLAY	NHS	7,383,191	5,906,553	0	0	1,476,638	0
533	TH 10	7102-120	MNDOT	**ELLA** 0.2 MI E OF W LIMITS BIG LAKE TO NORFOLK AVE IN ELK RIVER (EB & WB), MILL & OVERLAY INCL SHOULDER PAVING	9.5	RS	MILL AND OVERLAY	STP	6,769,664	5,415,731	0	0	1,353,933	0
534	TH 23	7306-95	MNDOT	N JCT TH 15 TO 19 1/2 ST IN ST CLOUD (EB & WB), MILL & OVERLAY	1.1	RS	MILL AND OVERLAY	NHS	1,086,824	869,459	0	0	217,365	0
535	TH 25	7104-19	MNDOT	SHERBURNE CO CSAH 11 IN MONTICELLO, INSTALL DUAL LTL IN NBL & INTERSECTION IMPROVEMENTS AT CSAH 17	0.9	SC	TURN LANES	STP	1,964,911	1,474,329	0	0	368,582	122,000
536	TH 25	8605-48	MNDOT	BR 86803 AT JCT I-94 TO BR 71012 AT MISSISSIPPI RIVER IN MONTICELLO (NB & SB), MILL & OVERLAY, REPL DETERIORATING CURB & GUTTER	0.9	RS	MILL AND OVERLAY	STP	848,423	678,738	0	0	169,685	0
537	TH 28	4907-05	MNDOT	REPLACE BR 4715 OVER SWAN RIVER AT 1.0 MI NW OF N LIMITS OF SWANVILLE	0.0	BR	BRIDGE REPLACEMENT	STP	750,062	600,050	0	0	150,012	0
538	TH 55	7314-34	MNDOT	STEARNS CO RD 66/181 IN PAYNESVILLE TO 0.4 MI W OF E JCT TH 4, BIT OVERLAY INCL SHOULDER PAVING (DIST. 3 ATP PORTION)	3.5	RS	BITUMINOUS OVERLAY	STP	1,192,294	953,835	0	0	238,459	0
539	I 94	7380-220	MNDOT	REPLACE TYPE C & D SIGNS FROM TH 15 TO WRIGHT/HENNEPIN CO LINE	38.5	SC	SIGNING	IM	500,000	450,000	0	0	50,000	0
540	I 94	7380-221	MNDOT	REPLACE TYPE A & OVERHEAD SIGNS, DOUGLAS/TODD CO LINE TO WRIGHT/HENNEPIN CO LINE	90.7	SC	SIGNING	IM	350,000	315,000	0	0	35,000	0
541	I 94	7380-222	MNDOT	0.7 MI E OF ALBANY TO STEARNS CO CO RD 159 AT COLLEGEVILLE (EB & WB), MILL & OVERLAY INCL SHOULDER PAVING	7.7	RS	MILL AND OVERLAY	IM	4,307,520	3,876,768	0	0	430,752	0
542	I 94	7380-235	MNDOT	INSTALL INTERCHANGE LIGHTING AT I-94/STEARNS CSAH 2 IN STEARNS CO	0.0	SH	LIGHTING	HSIP	388,889	350,000	0	0	38,889	0
543	I 94	8680-142AC	MNDOT	REPLACE BR 86813 & BR 86814 WITH NEW BR 86819 & BR 86820 E OF MONTICELLO(AC PAYBACK, 1 of 1)	0.5	BR	BRIDGE REPLACEMENT	IM	2,105,834	2,105,834	0	0	0	0
544	TH 107	3311-09	MNDOT	ISANTI/KANABEC CO LINE TO TH 23, MILL & OVERLAY INCL SHOULDER PAVING (DIST. 3 ATP PORTION)(TIED TO 3311-09M)	15.3	RS	MILL AND OVERLAY	STP	1,163,891	931,113	0	0	232,778	0

ATP: 3
Fiscal Year: 2011

STIP for FY 2010-2013

Seq #	Route System	Project Number	Agency	Description	Miles	Program	Type of Work	Proposed Funds	Total	FHWA	AC	FTA	TH	Other
545	TH 169	0115-40	MN/DOT	**ELLA** 1.2 MI NO OF GARRISON TO CROW WING/AITKIN CO. LINE, MILL AND OVERLAY, AND PAVE SHOULDERS (D3 ATP PORTION, TIED TO SP 0115-40M DISTRICT 1)	0.0	RS	MILL AND OVERLAY	NHS	103,534	82,827	0	0	20,707	0
546	TH 227	8007-11	MNDOT	REPLACE BR 3038 OVER CAT RIVER AT 6.5 MI E OF SEBEKA	0.0	BR	BRIDGE REPLACEMENT	STP	507,427	405,942	0	0	101,485	0
547	TH 371	1810-95	MNDOT	DESIGN DRIVE IN BAXTER TO NISSWA (NB & SB), MILL & OVERLAY INCL SHOULDER PAVING	12.9	RS	MILL AND OVERLAY	NHS	8,780,528	7,024,422	0	0	1,756,106	0
548	TH 999	8823-106	MNDOT	UPGRADE GUARDRAIL END TREATMENTS AT VARIOUS LOCATIONS IN DISTRICT	0.0	SC	GUARD RAIL	STP	200,000	160,000	0	0	40,000	0
549	TH 999	8823-145	MNDOT	DISTRICTWIDE INTERSECTION LIGHTING AT VARIOUS TRUNK HIGHWAY/TRUNK HIGHWAY INTERSECTIONS	0.0	SH	LIGHTING	HSIP	466,667	420,000	0	0	46,667	0
550	TH 999	8823-146	MNDOT	DISTRICTWIDE CHEVRON/SIGNING UPGRADE	0.0	SH	SIGNING	HSIP	133,333	120,000	0	0	13,333	0
551	TH 999	8823-147	MNDOT	DISTRICTWIDE SETASIDE - RUMBLE STRIPS	0.0	SH	MISCELLANEOUS	HSIP	255,555	230,000	0	0	25,555	0
552	TH 999	8803-RW-11	MNDOT	DISTRICTWIDE SET ASIDES - RIGHT-OF-WAY - 2011	0.0	RW	RIGHT OF WAY	SF	1,650,000	0	0	0	1,650,000	0
553	TH 999	8803-SAS-11	MNDOT	DISTRICTWIDE SET ASIDES - 2011	0.0	CA	MISCELLANEOUS	SF	11,880,000	0	0	0	11,880,000	0
554	LOCAL 999	8803-SHL-11	MNDOT	DISTRICTWIDE SET ASIDES - HIGHWAY SAFETY IMPROVEMENT PROGRAM - 2011	0.0	SH	SAFETY TARGET	HSIP	1,266,746	1,140,071	0	0	0	126,675
									96,114,051	\$47,250,908	\$1,718,842	\$5,541,984	\$21,011,333	\$22,309,826

ATP: 3
Fiscal Year: 2012

STIP for FY 2010-2013

Seq #	Route System	Project Number	Agency	Description	Miles	Program	Type of Work	Proposed Funds	Total	FHWA	AC	FTA	TH	Other
555	BB	TRF-0042-12	MNDOT	SECT 5311: CITY OF PINE RIVER TRANSIT OPERATING ASSISTANCE	0.0	OB	OPERATE BUS	FTA	84,195	0	0	26,962	0	57,233
556	BB	TRF-0048-12A	METRO BUS	SECT 5307: DIAL A RIDE TRANSIT SERVICE OPERATING ASSISTANCE	0.0	B9	OPERATE BUS	LF	2,700,000	0	0	0	0	2,700,000
557	BB	TRF-0048-12B	METRO BUS	SECT 5307: FIXED ROUTE TRANSIT SERVICE OPERATING ASSISTANCE	0.0	B9	OPERATE BUS	FTA	7,787,143	0	0	746,143	0	7,041,000
558	BB	TRF-0048-12D	METRO BUS	SECT 5307: TRANSIT CAPITAL PURCHASES, OFFICE EQUIPMENT & COMPUTERS	0.0	B9	BUS GRANT CAPITAL IMPROVEMENT	FTA	25,000	0	0	20,000	0	5,000
559	BB	TRF-0048-12E	METRO BUS	SECT 5307: TRANSIT CAPITAL PURCHASES, MAINTENANCE TOOLS & EQUIPMENT	0.0	B9	BUS GRANT CAPITAL IMPROVEMENT	FTA	10,000	0	0	8,000	0	2,000
560	BB	TRF-0048-12F	METRO BUS	SECT 5307: TRANSIT CAPITALIZED PREVENTIVE MAINTENANCE	0.0	B9	BUS GRANT CAPITAL IMPROVEMENT	FTA	1,250,023	0	0	1,000,018	0	250,005
561	BB	TRF-0048-12L	METRO BUS	SECT 5309: TRANSIT CAPITAL PURCHASES, OPERATIONS CENTER STORAGE ADDITION IMPROVEMENTS	0.0	B3	BUS GRANT CAPITAL IMPROVEMENT	FTA	1,000,000	0	0	800,000	0	200,000
562	BB	TRF-0048-12NS	METRO BUS	OPERATING ASSISTANCE NORTHSTAR PHASE II COMMUTER BUS	0.0	B9	OPERATE BUS	FTA	500,000	0	0	100,000	0	400,000
563	BB	TRF-0048-12O	METRO BUS	SECT 5307: TRANSIT CAPITAL PURCHASES, PURCHASE 2 SMALL BUSES	0.0	B9	BUS GRANT CAPITAL IMPROVEMENT	FTA	280,000	0	0	224,000	0	56,000
564	BB	TRF-0048-12V	METRO BUS	SECT 5307: TRANSIT CAPITAL PURCHASES, BUS SHELTER TRANSIT AMENITY PROGRAM	0.0	B9	BUS GRANT CAPITAL IMPROVEMENT	FTA	30,000	0	0	24,000	0	6,000
565	BB	TRF-0048-12W	METRO BUS	SECT 5307: TRANSIT CAPITAL PURCHASE, ITS PROJECTS	0.0	B9	BUS GRANT CAPITAL IMPROVEMENT	FTA	25,000	0	0	20,000	0	5,000
566	BB	TRF-0048-12X	METRO BUS	SECT 5309: TRANSIT CAPITAL PURCHASE, CNG FUELING STATION	0.0	B3	PURCHASE BUS	FTA	1,500,000	0	0	1,200,000	0	300,000
567	BB	TRF-0055-12	MNDOT	SECT 5311: RIVER RIDER TRANSIT OPERATING ASSISTANCE	0.0	OB	OPERATE BUS	FTA	1,070,654	0	0	297,024	0	773,630
568	BB	TRF-0057-12	MNDOT	SECT 5311: TRI-CAP TRANSIT OPERATING ASSISTANCE	0.0	OB	OPERATE BUS	FTA	1,068,141	0	0	290,053	0	778,088

ATP: 3
Fiscal Year: 2012

STIP for FY 2010-2013

Seq #	Route System	Project Number	Agency	Description	Miles	Program	Type of Work	Proposed Funds	Total	FHWA	AC	FTA	TH	Other
569	BB	TRF-3449-12	MNDOT	SECT 5311: CROW WING CO/CITY OF BRAINERD TRANSIT OPERATING ASSISTANCE	0.0	OB	OPERATE BUS	FTA	986,459	0	0	293,426	0	693,033
570	BB	TRF-7068-12	MNDOT	SECT 5311: ISANTI/COUNTY TRANSIT OPERATING ASSISTANCE	0.0	OB	OPERATE BUS	FTA	869,592	0	0	258,372	0	611,220
571	BB	TRF-7077-12	MNDOT	SECT 5311: TIMBER TRAILS TRANSIT OPERATING ASSISTANCE	0.0	OB	OPERATE BUS	FTA	538,277	0	0	172,360	0	365,917
572	BB	TRF-9018-12	MNDOT	SECT 5311: WADENA CO OPERATING ASSISTANCE	0.0	OB	OPERATE BUS	FTA	414,690	0	0	126,412	0	288,278
573	BB	TRS-0055-12	MNDOT	RIVERRIDER, PURCHASE ONE BUS (CLASS 500 [D])	0.0	TR	PURCHASE BUS	STP	121,000	96,800	0	0	0	24,200
574	BB	TRS-0057-12	MNDOT	TRI-CAP, PURCHASE TWO BUSES (CLASS 400[D])	0.0	TR	PURCHASE BUS	STP	140,000	112,000	0	0	0	28,000
575	BB	TRS-3449-12	MNDOT	CITY OF BRAINERD, PURCHASE ONE BUS (CLASS 400)	0.0	TR	PURCHASE BUS	STP	70,000	56,000	0	0	0	14,000
576	BB	TRS-7068-12	MNDOT	ISANTI CO, PURCHASE ONE BUS (CLASS 400 [G])	0.0	TR	PURCHASE BUS	STP	68,000	54,400	0	0	0	13,600
577	BB	TRS-7077-12	MNDOT	TIMBER TRAILS PUBLIC TRANSIT, PURCHASE ONE BUS (CLASS 400 [G])	0.0	TR	PURCHASE BUS	STP	68,000	54,400	0	0	0	13,600
578	RR	86-00127	MNDOT	INSTALL GATES AT DAGUE AVE (TWP 273), FRANKLIN TWP IN WRIGHT CO	0.0	SR	RAILROAD SIGNALS	RRS	300,000	150,000	0	0	0	150,000
579	CSAH 999	05-030-01	BENTON COUNTY	SAFETY & GEOMETRIC IMPROVEMENTS AT 5 INTERSECTIONS: BENTON CSAH 1 & CSAH 29, CSAH 1 & CSAH 4, CSAH 5 & CSAH 6, CSAH 6 & TH 23, & CSAH 4 & CSAH 6	0.0	SC	TURN LANES	STP	202,000	161,600	0	0	0	40,400
580	PED/BIKE	11-090-03	CASS COUNTY	JCT CASS CO CR 163 & TH 371 TO TH 371 & CHRISTMAS POINT RD, PHASE II OF SHINGOBEE TRAIL CONNECTING PAUL BUNYAN TRAIL & HEARTLAND TRAIL IN WALKER	1.7	EN	PEDESTRIAN BIKE TRAIL	TEA	350,000	251,000	0	0	0	99,000
581	CSAH 7	11-607-10	CASS COUNTY	CSAH 55 TO TH 6 IN CASS CO, RECLAIM & SURFACE	4.4	RD	MILL AND OVERLAY	STP	700,000	420,000	0	0	0	280,000
582	CSAH 20	18-620-11AC	CROW WING COUNTY	NORTH AHRENS HILL RD TO CSAH 49 IN CROW WING CO, RECONSTRUCT TO URBAN STANDARDS THAT INCLUDES GRADING, SURFACING, STORM SEWER & SLOPE REINFORCEMENT (AC PAYBACK 1 OF 1)	0.9	RC	GRADE AND SURFACE	STP	1,471,687	1,471,687	0	0	0	0
583	CSAH 9	30-609-08	ISANTI COUNTY	CSAH 12 TO CSAH 18 IN ISANTI CO, RECONSTRUCT (AC PROJECT, PAYBACK IN 2013)	3.0	RC	GRADE AND SURFACE	STP	2,240,000	1,168,160	400,000	0	0	1,071,840
584	CSAH 12	33-612-12AC	KANABEC COUNTY	CSAH 4 TO TH 23 IN KANABEC CO, MILL & OVERLAY, INCL SHOULDERS (AC PAYBACK 1 OF 1)	4.5	RS	MILL AND OVERLAY	STP	247,155	247,155	0	0	0	0

ATP: 3
Fiscal Year: 2012

STIP for FY 2010-2013

Seq #	Route System	Project Number	Agency	Description	Miles	Program	Type of Work	Proposed Funds	Total	FHWA	AC	FTA	TH	Other
585	CR 258	49-596-05	MORRISON COUNTY	CSAH 26 TO 113 ST IN MORRISON CO, MILL & OVERLAY	7.3	RS	MILL AND OVERLAY	STP	725,000	435,000	0	0	0	290,000
586	CSAH 16	71-616-13	SHERBURNE COUNTY	CO RD 53 TO CSAH 11 IN SHERBURNE CO, GRADE, BASE & BITUMINOUS	5.0	RC	GRADE AND SURFACE	STP	4,503,000	1,107,235	0	0	0	3,395,765
587	PED/BIKE	73-090-09	STEARNS COUNTY	CREST RIDGE RD TO CHERRYWOOD RD S OF PAYNESVILLE, CONSTRUCT PHASE 7 OF LAKE KORONIS TRAIL	2.0	EN	PEDESTRIAN BIKE TRAIL	TEA	355,300	284,240	0	0	0	71,060
588	CR 134	73-604-25AC2	STEARNS COUNTY	**MN228** CONSTRUCTION OF STEARNS CO RD 134 REALIGNMENT TO CSAH 138 TO INCLUDE 4 LANE DIVIDED URBAN SECTION, WEST OAKS DR TO S OF KNIGHTS OF COLUMBUS PARK & EXPANSION OF STEARNS CSAH 4 TO 6 LANES, ROLLING RIDGE RD TO STEARNS CSAH 138 (AC PAYBACK 2 OF 3)	4.0	RC	GRADE,SURFACE & BRIDGE	HPP STP	2,485,104	2,485,104	0	0	0	0
589	MSAS 101	162-101-12AC1	ST CLOUD	**MN122** 10ST ST, EXPAND UNIVERSITY BR 73540 TO 4-LANE, 5TH AVE TO 1ST AVE (PAYBACK 1 OF 2)	0.6	BR	WIDEN AND REDECK	STP	225,972	225,972	0	0	0	0
590	TH 10	0502-103	MNDOT	**ELLA** 0.2 MI S OF CR 33 TO 0.2 MI W OF RR CROSSING IN ST CLOUD (EBL&WBL) DIAMOND GRIND RDWY SURFACE	5.3	RD	CONCRETE PVMNT SURF PLNG	SF	1,043,057	0	0	0	1,043,057	0
591	TH 10	7102-122	MNDOT	0.2 MI E OF JCT TH 24 IN CLEAR LAKE TO 0.2 MI W OF W LIMITS OF BIG LAKE (WB), CONCRETE UNBONDED OVERLAY, INCL MEDIAN CLOSURES, TURN LANES, SHOULDER PAVING, & RUMBLE STRIPS	14.3	RC	UNBONDED CONCRETE OVERLAY	NHS	7,856,933	6,285,546	0	0	1,571,387	0
592	TH 23	0503-75	MNDOT	**ELLA** JCT TH 95 E OF ST CLOUD TO JCT TH 25 IN FOLEY, CONSTRUCT 4-LANE (AC PROJECT, PAYBACK IN 2013)	10.8	MC	GRADE,SURFACE & BRIDGE	NHS	19,870,000	14,166,000	8,650,000	0	5,704,000	0
593	TH 27	3309-14	MNDOT	S JCT TH 47 S OF ISLE TO TH 65, MILL & OVERLAY INCL SHOULDER PAVING (TIED TO 3308-41)	7.2	RS	MILL AND OVERLAY	STP	1,895,628	1,516,502	0	0	379,126	0
594	TH 65	3308-41	MNDOT	0.8 N JCT TH 23 IN MORA TO TH 27 IN WOODLAND, MILL & OVERLAY INCL SHOULDER PAVING, INCL LTL AT KANABEC CO CSAH 3 (TIED TO 3309-14)	16.5	RS	MILL AND OVERLAY	STP	4,095,000	3,276,000	0	0	819,000	0
595	I 94	8680-158	MNDOT	CONSTRUCT WB RIGHT SHOULDER AUXILIARY LANE BETWEEN WRIGHT CSAH 18 TO TH 25 AT MONTICELLO	1.3	TM	GRADE AND SURFACE	NHS	648,000	518,400	0	0	129,600	0
596	TH 95	3002-13	MNDOT	INTERSECTION IMPROVEMENTS AT JUNCTION TH 95/47 IN ISANTI CO	0.6	SH	INTERSECTION IMPROVEMENT	HSIP	666,667	600,000	0	0	66,667	0
597	TH 95	3006-34	MNDOT	1000 FT E TO 1000 FT W OF JCT ISANTI CO CSAH 14/CR 70 IN CAMBRIDGE, CONSTRUCT ROUNDABOUT	0.4	SC	MISCELLANEOUS	STP	867,300	693,840	0	0	173,460	0

ATP: 3
Fiscal Year: 2012

STIP for FY 2010-2013

Seq #	Route System	Project Number	Agency	Description	Miles	Program	Type of Work	Proposed Funds	Total	FHWA	AC	FTA	TH	Other
598	TH 169	4811-66	MNDOT	EXTEND TURN LANES FROM 219TH AVE NW IN ELK RIVER TO 0.3 MI N OF CSAH 13	37.5	SH	TURN LANES	HSIP	444,444	400,000	0	0	44,444	0
599	TH 169	4814-51	MNDOT	END OF 4-LANE N OF RESERVATION TO MILLE LAC CO CO RD 25, CONSTRUCT LTLS AT WAGADAANKI RD, MNDNR RD, TIMBER TRAILS RD, & PINE CENTER RD, INCL LIGHTING	1.8	SC	TURN LANES	NHS	1,580,720	1,264,576	0	0	316,144	0
600	TH 169	7106-74	MNDOT	JCT TH 10 IN ELK RIVER N TO 0.2 MI N OF 219TH AVE, MILL & OVERLAY (NB & SB) INCL SHOULDER PAVING, RUMBLE STRIPS & TURNLANES	5.7	RS	MILL AND OVERLAY	NHS	4,261,224	3,408,979	0	0	852,245	0
601	TH 371	1116-26	MNDOT	JCT CROW WING CO CSAH 18 IN NISSWA TO 0.7 MI N OF CASS CO CSAH 42 IN PINE RIVER, MILL & OVERLAY, INCL SHOULDER PAVING & RUMBLE STRIPS	16.3	RS	MILL AND OVERLAY	NHS	5,314,216	4,251,373	0	0	1,062,843	0
602	TH 999	8823-148	MNDOT	DISTRICTWIDE SETASIDES - SHOULDER RUMBLESTRIPS	0.0	SH	RUMBLE STRIPS	HSIP	133,333	120,000	0	0	13,333	0
603	TH 999	8803-RW-12	MNDOT	DISTRICTWIDE SET ASIDES - RIGHT-OF-WAY - 2012	0.0	RW	RIGHT OF WAY	SF	6,775,000	0	0	0	6,775,000	0
604	LOCAL 999	8803-SHL-12	MNDOT	DISTRICTWIDE SET ASIDES - HIGHWAY SAFETY IMPROVEMENT PROGRAM - 2012	0.0	SH	SAFETY TARGET	HSIP	2,078,431	1,870,588	0	0	0	207,843
605	TH 999	8803-SAS-12	MNDOT	DISTRICTWIDE SET ASIDES - 2012	0.0	CA	MISCELLANEOUS	SF	12,630,000	0	0	0	12,630,000	0
									\$104,571,345	\$47,152,557	\$9,050,000	\$5,606,770	\$31,580,306	\$20,231,712

ATP: 3
Fiscal Year: 2013

STIP for FY 2010-2013

Seq #	Route System	Project Number	Agency	Description	Miles	Program	Type of Work	Proposed Funds	Total	FHWA	AC	FTA	TH	Other
606	BB	TRF-0042-13	MN/DOT	SECT 5311: CITY OF PINE RIVER TRANSIT OPERATING ASSISTANCE	0.0	OB	OPERATE BUS	FTA	86,721	0	0	26,962	0	59,759
607	BB	TRF-0048-013	METRO BUS	SECT 5309: ST CLOUD TRANSIT CAPITAL PURCHASES, 18 LARGE BUSES	0.0	B3	PURCHASE BUS	FTA	8,100,000	0	0	6,480,000	0	1,620,000
608	BB	TRF-0048-13A	METRO BUS	SECT 5307: DIAL A RIDE TRANSIT SERVICE OPERATING ASSISTANCE	0.0	B9	OPERATE BUS	LF	2,800,000	0	0	0	0	2,800,000
609	BB	TRF-0048-13B	METRO BUS	SECT 5307: FIXED ROUTE TRANSIT SERVICE OPERATING ASSISTANCE	0.0	B9	OPERATE BUS	FTA	8,380,143	0	0	746,143	0	7,634,000
610	BB	TRF-0048-13D	METRO BUS	SECT 5307: TRANSIT CAPITAL PURCHASES, OFFICE EQUIPMENT & COMPUTERS	0.0	B9	BUS GRANT CAPITAL IMPROVEMENT	FTA	25,000	0	0	20,000	0	5,000
611	BB	TRF-0048-13E	METRO BUS	SECT 5307: TRANSIT CAPITAL PURCHASES, MAINTENANCE TOOLS & EQUIPMENT	0.0	B9	BUS GRANT CAPITAL IMPROVEMENT	FTA	10,000	0	0	8,000	0	2,000
612	BB	TRF-0048-13F	METRO BUS	SECT 5307: TRANSIT CAPITALIZED PREVENTIVE MAINTENANCE	0.0	B9	BUS GRANT CAPITAL IMPROVEMENT	FTA	1,397,224	0	0	1,117,779	0	279,445
613	BB	TRF-0048-13NS	METRO BUS	SECT 5309: TRANSIT OPERATING ASSISTANCE, NORTHSTAR PHASE II COMMUTER BUS	0.0	B3	OPERATE BUS	FTA	500,000	0	0	100,000	0	400,000
614	BB	TRF-0048-13O	METRO BUS	SECT 5307: TRANSIT CAPITAL PURCHASES, 2 SMALL BUSES	0.0	B9	BUS GRANT CAPITAL IMPROVEMENT	FTA	280,000	0	0	224,000	0	56,000
615	BB	TRF-0048-13V	METRO BUS	SECT 5307: TRANSIT CAPITAL PURCHASES, BUS SHELTER AMENITY PROGRAM	0.0	B9	BUS GRANT CAPITAL IMPROVEMENT	FTA	20,000	0	0	16,000	0	4,000
616	BB	TRF-0048-13W	METRO BUS	SECT 5307: TRANSIT CAPITAL PURCHASES, ITS PROJECTS	0.0	B9	BUS GRANT CAPITAL IMPROVEMENT	FTA	25,000	0	0	20,000	0	5,000
617	BB	TRF-0055-13	MN/DOT	SECT 5311: RIVER RIDER TRANSIT OPERATING ASSISTANCE	0.0	OB	OPERATE BUS	FTA	1,102,774	0	0	297,024	0	805,750
618	BB	TRF-0057-13	MN/DOT	SECT 5311: TRI-CAP TRANSIT OPERATING ASSISTANCE	0.0	OB	OPERATE BUS	FTA	1,100,184	0	0	290,053	0	810,131
619	BB	TRF-3449-13	MN/DOT	SECT 5311: CROW WING CO/CITY OF BRAINERD TRANSIT OPERATING ASSISTANCE	0.0	OB	OPERATE BUS	FTA	1,016,054	0	0	293,426	0	722,628
620	BB	TRF-7068-13	MN/DOT	SECT 5311: ISANTI/CHISAGO TRANSIT OPERATING ASSISTANCE	0.0	OB	OPERATE BUS	FTA	895,680	0	0	258,372	0	637,308

ATP: 3
Fiscal Year: 2013

STIP for FY 2010-2013

Seq #	Route System	Project Number	Agency	Description	Miles	Program	Type of Work	Proposed Funds	Total	FHWA	AC	FTA	TH	Other
621	BB	TRF-7077-13	MN/DOT	SECT 5311:TIMBER TRAILS TRANSIT OPERATING ASSISTANCE	0.0	OB	OPERATE BUS	FTA	554,425	0	0	172,360	0	382,065
622	BB	TRF-9018-13	MN/DOT	SECT 5311: WADENA CO OPERATING ASSISTANCE	0.0	OB	OPERATE BUS	FTA	427,131	0	0	126,412	0	300,719
623	BB	TRS-0055-13	MNDOT	RIVER RIDER, PURCHASE ONE BUS (CLASS 400)	0.0	TR	PURCHASE BUS	STP	72,000	57,600	0	0	0	14,400
624	BB	TRS-0057-13	MNDOT	TRI-CAP, PURCHASE ONE BUSE (CLASS 500)	0.0	TR	PURCHASE BUS	STP	125,000	100,000	0	0	0	25,000
625	BB	TRS-3449-13	MNDOT	CITY OF BRAINERD, PURCHASE ONE BUS (CLASS 400)	0.0	TR	PURCHASE BUS	STP	72,000	57,600	0	0	0	14,400
626	BB	TRS-7068-13	MNDOT	ISANTI CO, PURCHASE TWO BUSES (CLASS 400)	0.0	TR	PURCHASE BUS	STP	140,000	112,000	0	0	0	28,000
627	BB	TRS-7077-13	MNDOT	TIMBER TRAILS TRANSIT, PURCHASE ONE BUS (CLASS 400)	0.0	TR	PURCHASE BUS	STP	70,000	56,000	0	0	0	14,000
628	BB	TRS-9018-13	MNDOT	WADENA CO, PURCHASE BUS (CLASS 400)	0.0	TR	PURCHASE BUS	STP	70,000	56,000	0	0	0	14,000
629	RR	86-00128	MNDOT	INSTALL GATES AT 13TH AVE, MUN 2 IN HOWARD LAKE	0.0	SR	RAILROAD SIGNALS	STP	350,000	175,000	0	0	0	175,000
630	CSAH 6	05-606-18	BENTON COUNTY	TH 23 IN RONNEBY TO CO RD 69, GRADE, BASE & BITUMINOUS	6.5	RC	GRADE AND SURFACE	STP	1,486,000	1,188,800	0	0	0	297,200
631	CSAH 14	18-614-14	CROW WING COUNTY	TH 6 TO AITKIN CO LINE, RESURFACING, INCL SHOULDER PAVING, CURB & GUTTER REPLACEMENT & SAFETY IMPROVEMENTS	3.2	RS	MILL AND OVERLAY	STP	880,000	704,000	0	0	0	176,000
632	CSAH 9	30-609-08AC	ISANTI COUNTY	CSAH 12 TO CSAH 18 IN ISANTI CO, RECONSTRUCT (AC PAYBACK, 1 OF 1)	3.0	RC	GRADE AND SURFACE	STP	400,000	400,000	0	0	0	0
633	CSAH 1	49-601-17	MORRISON COUNTY	CSAH 12 TO TH 27, RECONDITIONING & CULVERT TREATMENTS	5.9	RD	MILL AND OVERLAY	STP	1,080,000	864,000	0	0	0	216,000
634	CR 134	73-604-25AC3	STEARNS COUNTY	**MN228** CONSTRUCTION OF STEARNS CO RD 134 REALIGNMENT TO CSAH 138 TO INCLUDE 4 LANE DIVIDED URBAN SECTION, WEST OAKS DR TO S OF KNIGHTS OF COLUMBUS PARK & EXPANSION OF STEARNS CSAH 4 TO 6 LANES, ROLLING RIDGE RD TO STEARNS CSAH 138 (AC PAYBACK 3 OF 3)	4.0	RC	GRADE, SURFACE & BRIDGE	HPP STP	1,030,093	1,030,093	0	0	0	0
635	CSAH 13	73-613-24	STEARNS COUNTY	TH 55 TO CSAH 27, RECLAIM & RESURFACE, INCL SHOULDER PAVING	7.2	RD	BITUMINOUS RECLAMATION	STP	1,300,000	1,040,000	0	0	0	260,000
636	CSAH 23	77-623-05	TODD COUNTY	0.5 MI N OF CSAH 24 TO TH 210, RECONSTRUCTION, INCL SHOULDER WIDENING & SAFETY IMPROVEMENTS	4.6	RC	GRADE AND SURFACE	STP	966,000	772,800	0	0	0	193,200

ATP: 3
Fiscal Year: 2013

STIP for FY 2010-2013

Seq #	Route System	Project Number	Agency	Description	Miles	Program	Type of Work	Proposed Funds	Total	FHWA	AC	FTA	TH	Other
637	CSAH 8	80-608-01	WADENA COUNTY	W CO LINE TO 0.14 MI W OF TH 71, MILL & OVERLAY, INCL SHOULDER PAVING	2.9	RS	MILL AND OVERLAY	STP	440,000	352,000	0	0	0	88,000
638	CSAH 75	86-675-18	WRIGHT COUNTY	OTTER CREEK IN MONTICELLO TO WEST CO. LINE, RECLAIM & RESURFACE, INCL SHOULDER PAVING	5.6	RD	BITUMINOUS RECLAMATION	STP	3,500,000	1,351,828	0	0	0	2,148,172
639	MSAS 101	162-101-12AC2	ST CLOUD	**MN122** 10ST ST, EXPAND UNIVERSITY BR 73540 TO 4-LANE, 5TH AVE TO 1ST AVE (PAYBACK 2 OF 2)	0.6	BR	WIDEN AND REDECK	STP	868,932	868,932	0	0	0	0
640	TH 10	7101-61M	MNDOT	SHERBURNE/ANOKA COUNTY LINE TO JCT TH 169 S IN ELK RIVER, MILL AND OVERLAY, INCL SHOULDER PAVING	3.2	RS	MILL AND OVERLAY	NHS	3,977,047	3,181,638	0	0	795,409	0
641	TH 10	8001-38	MNDOT	WADENA/OTTER TAIL CO LINE TO BEGIN 4-LANE E OF WADENA, MILL & OVERLAY, INCL SHOULDER PAVING	2.5	RS	MILL AND OVERLAY	SF	1,393,306	0	0	0	1,393,306	0
642	TH 23	0503-75AC	MNDOT	JCT TH 95 E OF ST CLOUD TO JCT TH 25 IN FOLEY, CONSTRUCT 4 LANE (AC PAYBACK, 1 of 1)	10.8	MC	GRADE, SURFACE & BRIDGE	NHS	8,650,000	8,650,000	0	0	0	0
643	TH 28	7307-12	MNDOT	POPE/STEARNS CO LN TO S JCT TH-71, MILL & OVERLAY, INCL SHOULDER PAVING	9.0	RS	MILL AND OVERLAY	SF	2,283,336	0	0	0	2,283,336	0
644	TH 95	3006-36	MNDOT	REPLACE BR 9173 OVER RUM RIVER 0.6 W OF CAMBRIDGE (AC PROJECT, AC PAYBACK IN 2014)	0.0	BR	BRIDGE REPLACEMENT	STP	5,451,860	3,327,488	5,170,000	0	2,124,372	0
645	TH 999	8823-139	MNDOT	DISTRICTWIDE ADA SIGNAL UPGRADE PROJECT	0.0	SC	TRAFFIC SIGNAL REVISION	SF	500,000	0	0	0	500,000	0
646	TH 999	8823-140	MNDOT	DISTRICTWIDE RR PRE-EMPTION UPGRADE PROJECT	0.0	SC	TRAFFIC SIGNAL REVISION	SF	550,000	0	0	0	550,000	0
647	TH 999	8803-RW-13	MNDOT	DISTRICTWIDE SET ASIDES - RIGHT-OF-WAY (MAJOR PROJECTS) - 2013	0.0	RW	RIGHT OF WAY	SF	11,800,000	0	0	0	11,800,000	0
648	TH 999	8803-SAS-13	MNDOT	DISTRICTWIDE SET ASIDES - 2013	0.0	CA	MISCELLANEOUS	SF	11,930,000	0	0	0	11,930,000	0
649	LOCAL 999	8803-SHL-13	MNDOT	DISTRICTWIDE SET ASIDES - HIGHWAY SAFETY IMPROVEMENT PROGRAM - 2013	0.0	SH	SAFETY TARGET	HSIP	2,078,431	1,870,588	0	0	0	207,843
650	TH 999	8803-SHS-13	MNDOT	DISTRICTWIDE SETASIDES - DISTRICT 3 HSIP SHARE - 2013	0.0	SH	SAFETY TARGET	HSIP	1,244,444	1,120,000	0	0	124,444	0
									\$89,428,785	\$27,336,367	\$5,170,000	\$10,196,531	\$31,500,867	\$20,395,020

Areawide Tr

A map of Minnesota showing its counties and major water bodies. The map is divided into eight numbered regions, each enclosed by a thick black border. Region 1 is in the northeast, including Cook, Lake, and St. Louis counties. Region 2 is in the northwest, including Kittson, Roseau, Marshall, Pennington, Red Lake, Polk, Clearwater, and Beltrami counties. Region 3 is in the central-north, including Koochiching, Itasca, Cass, Hubbard, Wadena, and Aitkin counties. Region 4 is in the central-west, including Norman, Mahnomon, Clay, Becker, Wilkin, Otter Tail, Grant, Douglas, Traverse, Stevens, Pope, Big Stone, and Swift counties. Region 5 is in the central-south, including Todd, Morrison, Crow Wing, Mille Lacs, Benton, Stearns, Sherburne, Isanti, Anoka, Washington, Ramsey, Hennepin, Wright, Meeker, Kandiyohi, Chippewa, Lac qui Parle, Renville, Sibley, Scott, Dakota, Goodhue, Wabasha, Winona, Dodge, Steele, Waseca, Blue Earth, Brown, Nicollet, Le Sueur, Rice, and Carver counties. Region 6 is in the southeast, including Wabasha, Winona, Dodge, Steele, Waseca, Blue Earth, Brown, Nicollet, Le Sueur, Rice, and Carver counties. Region 7 is in the south-central, including Brown, Nicollet, Le Sueur, Rice, and Carver counties. Region 8 is in the southwest, including Lac qui Parle, Renville, Sibley, Scott, Dakota, Goodhue, Wabasha, Winona, Dodge, Steele, Waseca, Blue Earth, Brown, Nicollet, Le Sueur, Rice, and Carver counties. The Metro area is located in the southeast, encompassing Hennepin, Anoka, Washington, Ramsey, and Carver counties. The map also shows the Lake of the Woods, Lake Superior, and Lake Michigan.

HG241-P STIP Landscape D4-CDR

Metro

ATP: 4
Fiscal Year: 2010

STIP for FY 2010-2013

Seq #	Route System	Project Number	Agency	Description	Miles	Program	Type of Work	Proposed Funds	Total	FHWA	AC	FTA	TH	Other
651	BB	TRF-0007-10	MNDOT	SECT 5311: CITY OF BENSON TRANSIT OPERATING ASSISTANCE	0.0	OB	OPERATE BUS	FTA	193,125	0	0	150,000	0	43,125
652	BB	TRF-0034-10A	MOORHEAD	SECT 5307: MOORHEAD DIAL-A-RIDE TRANSIT OPERATING ASSISTANCE	0.0	B9	OPERATE BUS	FTA	289,700	0	0	0	0	289,700
653	BB	TRF-0034-10B	MOORHEAD	SECT 5307: MOORHEAD PLANNING ASSISTANCE	0.0	B9	PLANNING	FTA	19,337	0	0	16,050	0	3,287
654	BB	TRF-0034-10C	MOORHEAD	SECT 5307: MOORHEAD PREVENTIVE MAINTENANCE	0.0	B9	PREVENTIVE MAINTENANCE	FTA	60,000	0	0	49,800	0	10,200
655	BB	TRF-0034-10D	MOORHEAD	SECT 5307: CITY OF MOORHEAD RR TRANSIT OPERATING ASSISTANCE	0.0	B9	OPERATE BUS	FTA	1,774,450	0	0	1,419,560	0	354,890
656	BB	TRF-0035-10	MNDOT	SECT 5311: CITY OF MORRIS TRANSIT OPERATING ASSISTANCE	0.0	OB	OPERATE BUS	FTA	419,210	0	0	325,600	0	93,610
657	BB	TRF-1131-10	MNDOT	SECT 5311: PRODUCTIVE ALTERNATIVES TRANSIT OPERATING ASSISTANCE	0.0	OB	OPERATE BUS	FTA	766,320	0	0	632,400	0	133,920
658	BB	TRF-2490-10	MNDOT	SECT 5311: MAHNOMEN CO TRANSIT OPERATING ASSISTANCE	0.0	OB	OPERATE BUS	FTA	199,820	0	0	164,900	0	34,920
659	BB	TRF-3291-10	MNDOT	SECT 5311: CLAY COUNTY TRANSIT OPERATING ASSISTANCE	0.0	OB	OPERATE BUS	FTA	120,000	0	0	102,000	0	18,000
660	BB	TRF-7067-10	MNDOT	SECT 5311: RAINBOW RIDER TRANSIT OPERATING ASSISTANCE	0.0	OB	OPERATE BUS	FTA	1,293,680	0	0	1,067,060	0	226,620
661	BB	TRF-7318-10	MNDOT	SECT 5311: BECKER CO TRANSIT OPERATING ASSISTANCE	0.0	OB	OPERATE BUS	FTA	353,290	0	0	291,550	0	61,740
662	BB	TRF-8830-10	MNDOT	SECT 5311: GRANT CO TRANSIT OPERATING ASSISTANCE	0.0	OB	OPERATE BUS	FTA	154,500	0	0	127,500	0	27,000
663	RR	56-00118	MNDOT	620TH AVENUE (TWP 15) IN BLUFFTON, INSTALL SIGNALS & GATES	0.0	SR	RAILROAD SIGNALS	RRS	225,000	180,000	0	0	0	45,000
664	RR	61-00104	MNDOT	CSAH 15 IN POPE CO, INSTALL SIGNALS & GATES	0.0	SR	RAILROAD SIGNALS	RRS	225,000	202,500	0	0	0	22,500
665	CITY	14-591-02	MNDOT	**SRTS N** DILWORTH SAFE ROUTES TO SCHOOL PLAN (2009 SOLICITATION)	0.0	PL	PLANNING	SRTS	5,000	5,000	0	0	0	0
666	PED/BIKE	56-090-49	OTTER TAIL COUNTY	OTTER TAIL CO HIGHWAY 1 TRAIL, DIVERSION DR TO 245TH ST	1.8	EN	PEDESTRIAN BIKE TRAIL	TEA	210,329	167,263	0	0	0	43,066
667	CITY	56-591-02	MNDOT	**SRTS N** PELICAN RAPIDS SAFE ROUTES TO SCHOOL PLAN (2009 SOLICITATION)	0.0	PL	PLANNING	SRTS	20,000	20,000	0	0	0	0

ATP: 4
Fiscal Year: 2010
STIP for FY 2010-2013

Seq #	Route System	Project Number	Agency	Description	Miles	Program	Type of Work	Proposed Funds	Total	FHWA	AC	FTA	TH	Other
668	CSAH 1	56-601-48	OTTER TAIL COUNTY	LINCOLN AVE & TOWER RD WITH BR 56539 OVER PISGAH DAM ON OTTER TAIL RIVER	1.0	MC	GRADE,SURFACE & BRIDGE	STP	4,260,750	2,112,000	0	0	0	2,148,750
669	CSAH 67	56-667-32	OTTER TAIL COUNTY	URBAN GRADING & SURFACING IN NEW YORK MILLS, 0.84 MI S OF OTTER TAIL CSAH 84 TO OTTER TAIL CSAH 84	0.8	RC	GRADE AND SURFACE	STP	1,750,000	648,176	0	0	0	1,101,824
670	PED/BIKE	61-090-05	POPE COUNTY	VILLARD TO VILLARD CITY BEACH PED/BIKE TRAIL	1.3	EN	PEDESTRIAN BIKE TRAIL	TEA	150,000	120,000	0	0	0	30,000
671	BB	61-595-02AC	POPE COUNTY	RAINBOW RIDER TRANSIT FACILITY (AC PAYBACK 1 OF 1)	0.0	TR	BUILDINGS	STP	400,000	400,000	0	0	0	0
672	CSAH 18	61-618-32	POPE COUNTY	CSAH 18, AGGREGATE BASE & BIT SURFACING, 1 MI S OF STARBUCK	3.0	RD	GRADE AND SURFACE	STP	750,000	600,000	0	0	0	150,000
673	EN	117-010-05	DETROIT LAKES	DETROIT LAKES, JCY OF HWYS 10 & 59 TO JCT OF HWY 10 & BECKER CO RD 54, INSTALLATION OF LANDSCAPE VEGETATION, PLANTINGS & GATEWAY/ENTRANCE SIGNS	0.0	EN	LANDSCAPING	TEA	350,000	265,362	0	0	0	84,638
674	MSAS 125	126-125-03	FERGUS FALLS	LINCOLN AVE & TOWER RD WITH BR 56539 OVER PISGAH DAM ON OTTER TAIL RIVER (AC PROJECT, PAYBACK IN 2011, 2012, 2013)	1.0	BR	GRADE,SURFACE & BRIDGE	STP	1,974,375	900,000	2,990,500	0	0	1,074,375
675	MSAS 125	126-125-04	FERGUS FALLS	LINCOLN AVE & TOWER RD WITH BR 56539 OVER PISGAH DAM ON OTTER TAIL RIVER	1.0	MC	GRADE AND SURFACE	STP	2,774,375	1,700,000	0	0	0	1,074,375
676	CITY	126-591-01	MNDOT	**SRTS NI** FERGUS FALLS SAFE ROUTES TO SCHOOL PLAN (2009 SOLICITATION)	0.0	PL	W8000 - PLANNING	SRTS	50,000	50,000	0	0	0	0
677	TH 7	0601-09	MNDOT	**ELLA** TH 75 TO APPLETON - BIT SURFACING, EDGE DRAINS	14.0	RS	BITUMINOUS OVERLAY	NHS	3,973,599	3,178,879	0	0	794,720	0
678	TH 9	6101-03	MNDOT	BENSON TO HANCOCK - MILL TO CONCRETE, BITUMINOUS OVERLAY	12.9	RS	MILL AND OVERLAY	SF	4,803,900	0	0	0	4,803,900	0
679	TH 10	1401-137	MNDOT	TH 75 TO E LIMITS OF DILWORTH, MILLING & BITUMINOUS SURFACING (EB & WB) (INCLUDES CITY OF DILWORTH)	2.6	RS	MILL AND OVERLAY	STP	4,358,500	3,486,800	0	0	871,700	0
680	TH 55	2107-09	MNDOT	W DOUGLAS CO LINE TO JCT TH 28 (GLENWOOD) - RECLAIM & REPLACE BRIDGE 5481	22.7	RD	BITUMINOUS RECLAMATION	BF	12,630,000	0	0	0	0	12,630,000
681	I 94	1480-142	MNDOT	TH 336 TO DOWNER (WB LANES ONLY), UNBONDED OVERLAY (AC PROJECT, PAYBACK IN 2011)	9.9	RC	UNBONDED CONCRETE OVERLAY	IM	7,780,600	6,822,540	1,800,000	0	958,060	0
682	TH 108	5623-30	OTTER TAIL COUNTY	**ELLA** TH 108, CSAH 41 TO TH 78, MILL & BITUMINOUS SURFACING	13.4	RS	MILL AND OVERLAY	STP	1,334,700	1,067,800	0	0	266,900	0
683	TH 999	8824-76	MNDOT	DISTRICTWIDE SAFETY INTERSECTION LIGHTING - 2010	0.0	SH	RUMBLE STRIPES	HSIP	508,000	457,200	0	0	50,800	0

ATP: 4**Fiscal Year: 2010****STIP for FY 2010-2013**

Seq #	Route System	Project Number	Agency	Description	Miles	Program	Type of Work	Proposed Funds	Total	FHWA	AC	FTA	TH	Other
684	TH 999	8824-77	MNDOT	DISTRICTWIDE SAFETY RUMBLE STRIPING - 2010	0.0	SH	LIGHTING	HSIP	45,000	40,500	0	0	4,500	0
685	TH 999	8804-RW-10	MNDOT	DISTRICTWIDE SETASIDES - RIGHT-OF-WAY - 2010	0.0	RW	RIGHT OF WAY	SF	500,000	0	0	0	500,000	0
686	TH 999	8804-SAS-10	MNDOT	DISTRICTWIDE SETASIDES - 2010	0.0	CA	MISCELLANEOUS	SF	8,211,000	0	0	0	7,711,000	500,000
									\$62,933,560	\$22,424,020	\$4,790,500	\$4,346,420	\$15,961,580	\$20,201,540

ATP: 4
Fiscal Year: 2011

STIP for FY 2010-2013

Seq #	Route System	Project Number	Agency	Description	Miles	Program	Type of Work	Proposed Funds	Total	FHWA	AC	FTA	TH	Other
687	BB	TRF-0007-11	MNDOT	SECT 5311: CITY OF BENSON TRANSIT OPERATING ASSISTANCE	0.0	OB	OPERATE BUS	FTA	187,500	0	0	150,000	0	37,500
688	BB	TRF-0034-11B	MOORHEAD	SECT 5307: CITY OF MOORHEAD RR TRANSIT OPERATING ASSISTANCE	0.0	B9	OPERATE BUS	FTA	1,845,335	0	0	619,500	0	1,225,835
689	BB	TRF-0034-11C	MOORHEAD	SECT 5307: MOORHEAD PLANNING ASSISTANCE	0.0	B9	PLANNING	FTA	19,723	0	0	16,370	0	3,353
690	BB	TRF-0034-11D	MOORHEAD	SECT 5307: MOORHEAD PREVENTIVE MAINTENANCE	0.0	B9	PREVENTIVE MAINTENANCE	FTA	60,000	0	0	49,800	0	10,200
691	BB	TRF-0035-11	MNDOT	SECT 5311: CITY OF MORRIS TRANSIT OPERATING ASSISTANCE	0.0	OB	OPERATE BUS	FTA	431,786	0	0	325,600	0	106,186
692	BB	TRF-1131-11	MNDOT	SECT 5311: PRODUCTIVE ALTERNATIVES TRANSIT OPERATING ASSISTANCE	0.0	OB	OPERATE BUS	FTA	789,310	0	0	632,400	0	156,910
693	BB	TRF-2490-11	MNDOT	SECT 5311: MAHNOMEN CO TRANSIT OPERATING ASSISTANCE	0.0	OB	OPERATE BUS	FTA	205,815	0	0	164,900	0	40,915
694	BB	TRF-3291-11	MNDOT	SECT 5311: CLAY COUNTY TRANSIT OPERATING ASSISTANCE	0.0	OB	OPERATE BUS	FTA	143,222	0	0	114,750	0	28,472
695	BB	TRF-7067-11	MNDOT	SECT 5311: RAINBOW RIDER TRANSIT OPERATING ASSISTANCE	0.0	OB	OPERATE BUS	FTA	1,332,490	0	0	1,067,060	0	265,430
696	BB	TRF-7318-11	MNDOT	SECT 5311: BECKER CO TRANSIT OPERATING ASSISTANCE	0.0	OB	OPERATE BUS	FTA	363,889	0	0	291,550	0	72,339
697	BB	TRF-8830-11	MNDOT	SECT 5311: GRANT CO TRANSIT OPERATING ASSISTANCE	0.0	OB	OPERATE BUS	FTA	159,135	0	0	127,500	0	31,635
698	BB	TRS-0034-11	MNDOT	MOORHEAD DIAL-A-RIDE, PURCHASE BUS (CLASS 400)	0.0	TR	PURCHASE BUS	STP	66,000	52,800	0	0	0	13,200
699	BB	TRS-0034-11A	MOORHEAD	SECT 5307: MOORHEAD DIAL-A-RIDE TRANSIT OPERATING ASSISTANCE	0.0	B9	OPERATE BUS	FTA	301,290	0	0	0	0	301,290
700	BB	TRS-0035-11	MNDOT	CITY OF MORRIS, PUCHASE BUS (CLASS 400)	0.0	TR	PURCHASE BUS	STP	66,000	52,800	0	0	0	13,200
701	BB	TRS-1131-11	MNDOT	PRODUCTIVE ALTERNATIVES, PURCHASE 2 BUSES (CLASS 400)	0.0	TR	PURCHASE BUS	STP	132,000	105,600	0	0	0	26,400
702	BB	TRS-7067-11	MNDOT	RAINBOW RIDER, PURCHASE 3 BUSES (CLASS 400)	0.0	TR	PURCHASE BUS	STP	198,000	158,400	0	0	0	39,600
703	RR	03-00120	MNDOT	CSAH 84, DAKOTA ST IN CALLAWAY, INSTALL SIGNALS & GATES	0.0	SR	RAILROAD SIGNALS	RRS	225,000	202,500	0	0	0	22,500
704	RR	06-00001	MNDOT	CSAH 17, BIG STONE CO, 1.5 MI SE OF ORTONVILLE, INSTALL SIGNAL & GATES	0.0	SR	RAILROAD SIGNALS	RRS	250,000	225,000	0	0	0	25,000

ATP: 4
Fiscal Year: 2011

STIP for FY 2010-2013

Seq #	Route System	Project Number	Agency	Description	Miles	Program	Type of Work	Proposed Funds	Total	FHWA	AC	FTA	TH	Other
705	CSAH 12	14-612-17	CLAY COUNTY	CLAY CO RD 12 - MILL & BIT SURFACING (TIED TO 1406-61)	1.3	RS	MILL AND OVERLAY	LF	475,000	0	0	0	0	475,000
706	PED/BIKE	21-090-04	DOUGLAS COUNTY	NEAR ALEXANDRIA ADJACENT TO HWY 29, DOUGLAS CO RD 85 TO BIRCH BEACH, CONSTRUCTION OF BIKE TRAIL	0.8	EN	PED/BIKE IMPROVEMENT	TEA	270,000	216,000	0	0	0	54,000
707	CSAH 72	56-672-04	OTTER TAIL COUNTY	REPLACE BRIDGE 56538 OVER OTTER TAIL RIVER NW OF BATTLE LAKE	0.1	BR	BRIDGE REPLACEMENT	STP	600,000	480,000	0	0	0	120,000
708	CSAH 33	76-633-28	SWIFT COUNTY	GRADING, BASE & SURFACING WITH AGG SHOULDER, TH 9 TO CO RD 66	3.0	RC	GRADE AND SURFACE	STP	1,237,905	990,324	0	0	0	247,581
709	CSAH 4	84-604-13	WILKIN COUNTY	REPLACE BRIDGE OVER RABBIT RIVER WEST OF CAMPBELL, BR 84535	0.1	BR	BRIDGE REPLACEMENT	STP	680,000	544,000	0	0	0	136,000
710	PED/BIKE	92-090-42	SWIFT COUNTY	APPLETON TO MILAN PED/BIKE TRAIL - PHASE II	4.0	EN	PEDESTRIAN BIKE TRAIL	TEA	375,000	300,000	0	0	0	75,000
711	PED/BIKE	102-090-03	ALEXANDRIA	GENEVA RD, MCKAY AVE TO DOUGLAS CO RD 73, CONSTRUCTION OF PAVED BIKE/PED LANES	1.0	BT	PED/BIKE IMPROVEMENT	STP	912,100	608,000	0	0	0	304,100
712	MSAS 125	126-125-03AC1	FERGUS FALLS	LINCOLN AVE & TOWER RD REVISION WITH BR 56539 OVER OTTER TAIL RIVER (AC PAYBACK, 1 OF 3)	1.0	BR	GRADE, SURFACE & BRIDGE	STP	110,500	110,500	0	0	0	0
713	PED/BIKE	144-090-14	MOORHEAD	20TH ST & BNSF PED UNDERPASS AT 40TH AVE, BR 14K12	0.1	EN	ENHANCEMENT	TEA	490,000	392,000	0	0	0	98,000
714	MSAS 143	144-143-01	MOORHEAD	URBAN GRADING & SURFACING IN MOORHEAD ON 28TH AVE S, 20TH ST TO 26TH ST	0.5	RC	GRADE AND SURFACE	STP	1,500,000	1,033,100	0	0	0	466,900
715	MSAS 146	144-146-01	MOORHEAD	50TH AVE S PARKWAY IN MOORHEAD (EASTBOUND LANES, 1.38 MI W OF TH 75 TO TH75), GRADE & SURFACE	1.4	MC	GRADE AND SURFACE	STP	2,421,000	800,000	0	0	0	1,621,000
716	TH 7	0609-26	MNDOT	**ELLA** JCT. TH 28 TO JCT. CR 53, MILL & BIT SURFACING	11.1	RS	MILL AND OVERLAY	SF	1,649,800	0	0	0	1,649,800	0
717	TH 9	1410-15	MNDOT	MILLING & WHITETOPPING, TH 10 TO FELTON; MILLING & BIT SURFACING, FELTON TO N CLAY CO LINE (INCLUDES BR 6415, 6416 & 6417) (AC PROJECT, PAYBACK IN 2012)	19.0	RS	MILL AND OVERLAY	STP	11,846,500	9,417,200	300,000	0	2,429,300	0
718	TH 9	7501-30	MNDOT	3/4 MI N OF POPE/STEVENS CO LINE TO MORRIS & TH 329 - MILL & BIT SURFACING	11.2	RS	MILL AND OVERLAY	STP	5,111,100	4,088,900	0	0	1,022,200	0
719	TH 27	2604-06	MNDOT	HERMAN TO HOFFMAN, BIT SURFACING	16.3	RS	BITUMINOUS OVERLAY	STP	5,668,200	4,534,560	0	0	1,133,640	0
720	TH 75	1406-61	MNDOT	ROUNDAABOUT AT JCT TH 75 & CLAY CO RD 12 S OF MOORHEAD (TIED TO 14-612-17)	0.2	SC	GRADE AND SURFACE	STP	1,645,562	1,316,462	0	0	29,100	300,000

ATP: 4

Fiscal Year: 2011

STIP for FY 2010-2013

Seq #	Route System	Project Number	Agency	Description	Miles	Program	Type of Work	Proposed Funds	Total	FHWA	AC	FTA	TH	Other
721	I 94	1480-142AC	MNDOT	TH 336 TO DOWNER (WB LANES ONLY), UNBONDED OVERLAY (AC PAYBACK, 1 OF 1)	9.9	RC	UNBONDED CONCRETE OVERLAY	IM	1,800,000	1,800,000	0	0	0	0
722	TH 999	8824-82	MNDOT	DISTRICTWIDE SAFETY RUMBLE STRIPE PROJECT (STATE HSIP) - 2011	0.0	SH	RUMBLE STRIPES	HSIP	553,000	497,700	0	0	55,300	0
723	TH 999	8804-RW-11	MNDOT	DISTRICTWIDE SETASIDES - RIGHT-OF-WAY - 2011	0.0	RW	RIGHT OF WAY	SF	500,000	0	0	0	500,000	0
724	TH 999	8804-SAS-11	MNDOT	DISTRICTWIDE SETASIDES - CONSULTANT AGREEMENTS - 2011	0.0	CA	MISCELLANEOUS	SF	5,755,000	0	0	0	5,755,000	0
725	LOCAL 999	8804-SHL-11	LOCAL	DISTRICTWIDE SETASIDES - SAFETY (LOCAL HSIP) - 2011	0.0	SH	STRIPING	HSIP	666,667	600,000	0	0	0	66,667
									\$51,043,829	\$28,525,846	\$300,000	\$3,559,430	\$12,574,340	\$6,384,213

ATP: 4**Fiscal Year: 2012****STIP for FY 2010-2013**

Seq #	Route System	Project Number	Agency	Description	Miles	Program	Type of Work	Proposed Funds	Total	FHWA	AC	FTA	TH	Other
726	BB	TRF-0007-12	MNDOT	SECT 5311: CITY OF BENSON TRANSIT OPERATING ASSISTANCE	0.0	OB	OPERATE BUS	FTA	193,125	0	0	150,000	0	43,125
727	BB	TRF-0034-12B	MOORHEAD	SECT 5307: CITY OF MOORHEAD RR TRANSIT OPERATING ASSISTANCE	0.0	B9	OPERATE BUS	FTA	2,095,130	0	0	1,676,104	0	419,026
728	BB	TRF-0034-12C	MOORHEAD	SECT 5307: MOORHEAD PLANNING ASSISTANCE	0.0	B9	PLANNING	FTA	20,930	0	0	16,744	0	4,186
729	BB	TRF-0034-12D	MOORHEAD	SECT 5307: MOORHEAD PREVENTIVE MAINTENANCE	0.0	B9	PREVENTIVE MAINTENANCE	FTA	70,000	0	0	56,000	0	14,000
730	BB	TRF-0035-12	MNDOT	SECT 5311: CITY OF MORRIS TRANSIT OPERATING ASSISTANCE	0.0	OB	OPERATE BUS	FTA	444,740	0	0	325,600	0	119,140
731	BB	TRF-1131-12	MNDOT	SECT 5311: PRODUCTIVE ALTERNATIVES TRANSIT OPERATING ASSISTANCE	0.0	OB	OPERATE BUS	FTA	812,989	0	0	632,400	0	180,589
732	BB	TRF-2490-12	MNDOT	SECT 5311: MAHNOMEN CO TRANSIT OPERATING ASSISTANCE	0.0	OB	OPERATE BUS	FTA	211,989	0	0	164,900	0	47,089
733	BB	TRF-3291-12	MNDOT	SECT 5311: CLAY COUNTY TRANSIT OPERATING ASSISTANCE	0.0	OB	OPERATE BUS	FTA	127,311	0	0	108,214	0	19,097
734	BB	TRF-7067-12	MNDOT	SECT 5311: RAINBOW RIDER TRANSIT OPERATING ASSISTANCE	0.0	OB	OPERATE BUS	FTA	1,372,465	0	0	1,067,060	0	305,405
735	BB	TRF-7318-12	MNDOT	SECT 5311: BECKER CO TRANSIT OPERATING ASSISTANCE	0.0	OB	OPERATE BUS	FTA	374,805	0	0	291,550	0	83,255
736	BB	TRF-8830-12	MNDOT	SECT 5311: GRANT CO TRANSIT OPERATING ASSISTANCE	0.0	OB	OPERATE BUS	FTA	163,909	0	0	127,500	0	36,409
737	BB	TRS-0007-12	MNDOT	CITY OF BENSON, PURCHASE BUS (CLASS 400)	0.0	TR	PURCHASE BUS	STP	68,000	54,400	0	0	0	13,600
738	BB	TRS-0027-12	MNDOT	BECKER CO, PURCHASE BUS (CLASS 400)	0.0	TR	PURCHASE BUS	STP	68,000	54,400	0	0	0	13,600
739	BB	TRS-0034-12A	MOORHEAD	SECT 5307: MOORHEAD DIAL-A-RIDE TRANSIT OPERATING ASSISTANCE	0.0	B9	OPERATE BUS	FTA	388,870	0	0	0	0	388,870
740	BB	TRS-1131-12	MNDOT	PRODUCTIVE ALTERNATIVES, PURCHASE 1 BUS (CLASS 400)	0.0	TR	PURCHASE BUS	STP	68,000	54,400	0	0	0	13,600
741	BB	TRS-3291-12	MNDOT	CLAY CO, PURCHASE BUS (CLASS 500)	0.0	TR	PURCHASE BUS	STP	121,000	96,800	0	0	0	24,200
742	BB	TRS-7067-12	MNDOT	RAINBOW RIDER, PURCHASE 2 BUSES (CLASS 400)	0.0	TR	PURCHASE BUS	STP	136,000	108,800	0	0	0	27,200
743	BB	TRS-8830-12	MNDOT	GRANT CO, PURCHASE BUS (CLASS 400)	0.0	TR	PURCHASE BUS	STP	68,000	54,400	0	0	0	13,600

ATP: 4
Fiscal Year: 2012

STIP for FY 2010-2013

Seq #	Route System	Project Number	Agency	Description	Miles	Program	Type of Work	Proposed Funds	Total	FHWA	AC	FTA	TH	Other
744	RR	56-00119	MNDOT	RAIL SAFETY IMPROVEMENTS ON BNSF CORRIDOR, PERHAM TOWNSHIP (PHASE 1)	0.0	SR	RR X-ING IMPROVEMENTS	RRS	440,000	396,000	0	0	0	44,000
745	CSAH 44	03-644-10	BECKER COUNTY	BITUMINOUS OVERLAY & AGGREGATE SHOULDERING, TH 225 TO BECKER CSAH 46	9.1	RS	BITUMINOUS OVERLAY	STP	1,200,000	927,500	0	0	0	272,500
746	CSAH 10	06-610-22	BIG STONE COUNTY	RECONSTRUCTION & BIT SURFACING, BIG STONE CO RD 77 TO BIG STONE CSAH 25	5.0	RC	GRADE AND SURFACE	STP	650,000	520,000	0	0	0	130,000
747	CSAH 21	06-621-26	BIG STONE COUNTY	RECONSTRUCTION & BIT SURFACING, TH 28, CITY OF JOHNSON TO 0.1 MI N OF TRAVERSE CO LINE	1.1	RC	GRADE AND SURFACE	STP	400,000	320,000	0	0	0	80,000
748	CSAH 52	14-652-09	CLAY COUNTY	UNBONDED CONCRETE OVERLAY, CLAY CO RD 67 NEAR SABIN TO CSAH 4 (2009 APPR)	9.1	RC	UNBONDED CONCRETE OVERLAY	STP FFM	2,685,000	1,245,000	0	0	0	1,440,000
749	EN	56-090-07	OTTER TAIL COUNTY	PHELPS MILL BRIDGE RESTORATION BR L0885	0.0	EN	BRIDGE REPAIR	TEA	695,600	345,630	0	0	0	349,970
750	PED/BIKE	56-596-02	OTTER TAIL COUNTY	PEDESTRIAN/BIKE TRAIL IN CITY OF OTTERTAIL, MAPLE ST TO WILLOW ST	1.8	EN	PEDESTRIAN BIKE TRAIL	TEA	296,500	237,200	0	0	0	59,300
751	CSAH 6	78-606-24	TRAVERSE COUNTY	REPLACE BR 78502 OVER 12 MILE CREEK, 3.4 MI E OF DUMONT	0.1	BR	BRIDGE REPLACEMENT	STP	400,000	320,000	0	0	0	80,000
752	MSAS 129	117-129-10	DETROIT LAKES	RECONSTRUCTION OF TOWER ROAD IN DETROIT LAKES, BECKER CO RD 131 TO BECKER CSAH 21	1.0	RC	GRADE AND SURFACE	STP	1,959,000	651,000	0	0	0	1,308,000
753	MSAS 125	126-125-03AC2	FERGUS FALLS	LINCOLN AVE & TOWER RD REVISION WITH BR 56539 OVER OTTER TAIL RIVER (AC PAYBACK, 2 of 3)	1.0	BR	GRADE, SURFACE & BRIDGE	STP	622,500	622,500	0	0	0	0
754	MSAS 126	144-126-13	MOORHEAD	20TH ST S (6TH AVE TO 12TH AVE S) GRADING, BASE, SURFACING & CURB & GUTTER IN MOORHEAD	0.5	RC	GRADE AND SURFACE	STP	1,425,000	559,000	0	0	0	866,000
755	TH 9	1410-15AC	MNDOT	MILLING & WHITETOPPING, TH 10 TO FELTON; MILLING & BIT SURFACING, FELTON TO N CLAY COLINE (INCLUDES BR 6415, 6416 & 6417) (AC PAYBACK, 1 OF 1)	19.0	RS	MILL AND OVERLAY	STP	300,000	300,000	0	0	0	0
756	TH 12	0602-24	MNDOT	REPLACE BR 6456 OVER MINNESOTA RIVER	0.3	BR	BRIDGE REPLACEMENT	BF	2,452,200	0	0	0	0	2,452,200
757	TH 29	5609-09	MNDOT	JCT OF TH 210 TO JCT OF TH 71 IN WADENA, MILLING & BITUMINOUS SURFACING	14.2	RS	MILL AND OVERLAY	STP	7,306,500	5,845,200	0	0	1,461,300	0
758	TH 29	6105-25	MNDOT	REPLACE BR 3067 OVER OUTLET CREEK	0.4	BR	BRIDGE REPLACEMENT	BF	971,400	0	0	0	0	971,400
759	TH 32	1403-24	MNDOT	JCT TH 10 TO THE N CLAY CO LINE, MILLING & 4.5" BITUMINOUS OVERLAY	18.5	RS	MILL AND OVERLAY	STP	5,099,900	4,079,900	0	0	1,020,000	0

ATP: 4
Fiscal Year: 2012

STIP for FY 2010-2013

Seq #	Route System	Project Number	Agency	Description	Miles	Program	Type of Work	Proposed Funds	Total	FHWA	AC	FTA	TH	Other
760	I 94	1480-151	MNDOT	DOWNER TO TH 34 (WB), UNBONDED OVERLAY	7.7	RC	UNBONDED CONCRETE OVERLAY	IM	7,716,600	6,944,940	0	0	771,660	0
761	I 94	1480-157	MNDOT	BUFFALO RIVER BRIDGE # 14803 & 14804, REDECK & PAINT	0.1	BI	REDECK	BH	5,115,200	4,603,700	0	0	511,500	0
762	TH 104	3416-05	MNDOT	JCT TH 9 TO JCT CSAH 29, BITUMINOUS OVERLAY	10.6	RS	BITUMINOUS OVERLAY	SF	1,514,200	0	0	0	1,514,200	0
763	TH 104	6110-19	MNDOT	JCT CSAH 29 TO TH 28, BITUMINOUS OVERLAY	15.9	RS	BITUMINOUS OVERLAY	SF	2,617,600	0	0	0	2,617,600	0
764	TH 210	5601-31	MNDOT	TH 75 TO 1.8 MI E OF E WILKIN CO LINE, BITUMINOUS SURFACING	17.4	RS	BITUMINOUS OVERLAY	SF	5,528,200	0	0	0	5,528,200	0
765	TH 999	8824-83	MNDOT	DISTRICTWIDE SAFETY INTERSECTION LIGHTING - 2012	0.0	SH	LIGHTING	HSIP	105,000	94,500	0	0	10,500	0
766	TH 999	8824-84	MNDOT	DISTRICTWIDE SAFETY RUMBLE STRIPING PROJECT - 2012	0.0	SH	RUMBLE STRIPES	HSIP	447,000	402,300	0	0	44,700	0
767	TH 999	8804-RW-12	MNDOT	DISTRICTWIDE SETASIDES - RIGHT-OF-WAY - 2012	0.0	RW	RIGHT OF WAY	SF	500,000	0	0	0	500,000	0
768	TH 999	8804-SAS-12	MNDOT	DISTRICTWIDE SETASIDES - 2012	0.0	CA	MISCELLANEOUS	SF	4,905,000	0	0	0	4,905,000	0
769	LOCAL 999	8804-SHL-12	LOCAL	DISTRICTWIDE SETASIDES - SAFETY (LOCAL HSIP) - 2012	0.0	SH	STRIPING	HSIP	666,667	600,000	0	0	0	66,667
									\$62,824,330	\$29,437,570	\$0	\$4,616,072	\$18,884,660	\$9,886,028

ATP: 4
Fiscal Year: 2013

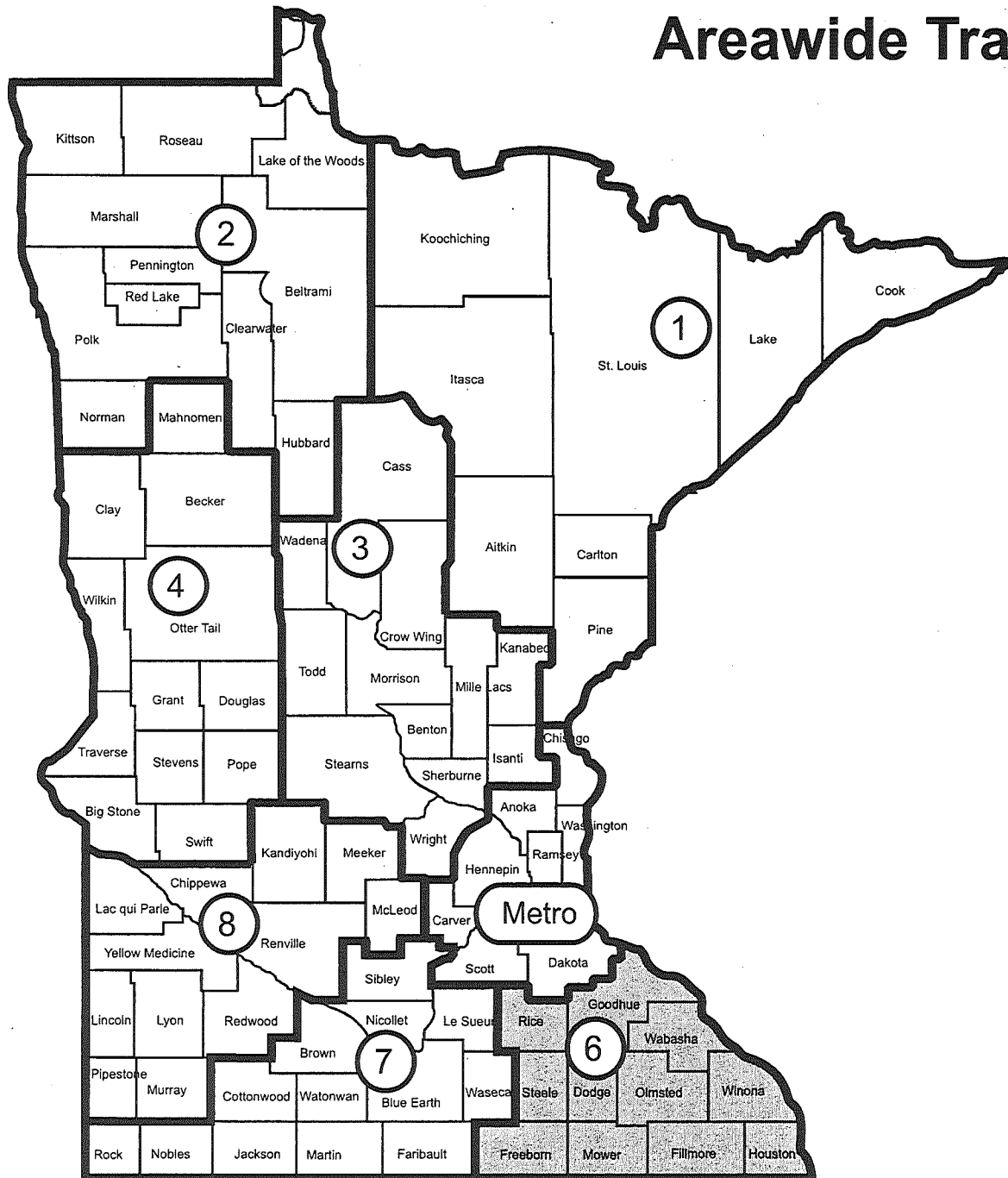
STIP for FY 2010-2013

Seq #	Route System	Project Number	Agency	Description	Miles	Program	Type of Work	Proposed Funds	Total	FHWA	AC	FTA	TH	Other
770	BB	TRF-0007-13	MNDOT	SECT 5311: CITY OF BENSON TRANSIT OPERATING ASSISTANCE	0.0	OB	OPERATE BUS	FTA	187,500	0	0	150,000	0	37,500
771	BB	TRF-0034-13B	MOORHEAD	SECT 5307: CITY OF MOORHEAD RR TRANSIT OPERATING ASSISTANCE	0.0	B9	OPERATE BUS	FTA	2,178,930	0	0	1,743,144	0	435,786
772	BB	TRF-0034-13C	MOORHEAD	SECT 5307: MOORHEAD PLANNING ASSISTANCE	0.0	B9	PLANNING	FTA	20,930	0	0	16,744	0	4,186
773	BB	TRF-0034-13D	MOORHEAD	SECT 5307: MOORHEAD PREVENTIVE MAINTENANCE	0.0	B9	PREVENTIVE MAINTENANCE	FTA	70,000	0	0	56,000	0	14,000
774	BB	TRS-0034-13F	MOORHEAD	CITY OF MOORHEAD TRANSIT PURCHASE 1 VAN	0.0	TR	PURCHASE BUS	STP	21,800	35,200	0	0	0	4,360
775	BB	TRS-0034-13G	MOORHEAD	CITY OF MOORHEAD TRANSIT PURCHASE 2 VANS	0.0	TR	PURCHASE BUS	STP	44,000	35,200	0	0	0	8,800
776	BB	TRF-0035-13	MNDOT	SECT 5311: CITY OF MORRIS TRANSIT OPERATING ASSISTANCE	0.0	OB	OPERATE BUS	FTA	407,000	0	0	325,600	0	81,400
777	BB	TRF-1131-13	MNDOT	SECT 5311: PRODUCTIVE ALTERNATIVES TRANSIT OPERATING ASSISTANCE	0.0	OB	OPERATE BUS	FTA	744,000	0	0	632,400	0	111,600
778	BB	TRF-2490-13	MNDOT	SECT 5311: MAHNOMEN CO TRANSIT OPERATING ASSISTANCE	0.0	OB	OPERATE BUS	FTA	194,000	0	0	164,900	0	29,100
779	BB	TRF-3291-13	MNDOT	SECT 5311: CLAY COUNTY TRANSIT OPERATING ASSISTANCE	0.0	OB	OPERATE BUS	FTA	131,200	0	0	111,520	0	19,680
780	BB	TRF-7067-13	MNDOT	SECT 5311: RAINBOW RIDER TRANSIT OPERATING ASSISTANCE	0.0	OB	OPERATE BUS	FTA	1,256,000	0	0	1,067,060	0	188,940
781	BB	TRF-7318-13	MNDOT	SECT 5311: BECKER CO TRANSIT OPERATING ASSISTANCE	0.0	OB	OPERATE BUS	FTA	343,000	0	0	291,550	0	51,450
782	BB	TRF-8830-13	MNDOT	SECT 5311: GRANT CO TRANSIT OPERATING ASSISTANCE	0.0	OB	OPERATE BUS	FTA	150,000	0	0	127,500	0	22,500
783	BB	TRS-0034-13A	MOORHEAD	SECT 5307: MOORHEAD DIAL-A-RIDE TRANSIT OPERATING ASSISTANCE	0.0	B9	OPERATE BUS	FTA	423,160	0	0	0	0	423,160
784	BB	TRS-0034-13E	MOORHEAD	CITY OF MOORHEAD, TRANSIT PURCHASE BUS (CLASS 400)	0.0	TR	PURCHASE BUS	STP	77,200	40,000	0	21,760	0	15,440
785	BB	TRS-0035-13	MNDOT	CITY OF MORRIS, PURCHASE BUS (CLASS 400)	0.0	TR	PURCHASE BUS	STP	70,000	56,000	0	0	0	14,000
786	BB	TRS-1131-13	MNDOT	PRODUCTIVE ALTERNATIVES, PURCHASE 1 BUS (CLASS 500)	0.0	TR	PURCHASE BUS	STP	120,000	100,000	0	0	0	20,000
787	BB	TRS-2490-13	MNDOT	MAHNOMAN CO, PURCHASE BUS (CLASS 400)	0.0	TR	PURCHASE BUS	STP	70,000	56,000	0	0	0	14,000

ATP: 4
Fiscal Year: 2013
STIP for FY 2010-2013

Seq #	Route System	Project Number	Agency	Description	Miles	Program	Type of Work	Proposed Funds	Total	FHWA	AC	FTA	TH	Other
788	BB	TRS-7067-13	MNDOT	RAINBOW RIDER, PURCHASE 3 BUSES (CLASS 400)	0.0	TR	PURCHASE BUS	STP	210,000	168,000	0	0	0	42,000
789	RR	56-00120	MNDOT	RAIL SAFETY IMPROVEMENTS ON BNSF CORRIDOR, PERHAM TOWNSHIP (PHASE 2)	0.0	SR	RR X-ING IMPROVEMENTS	RRS	440,000	396,000	0	0	0	44,000
790	CSAH 1	21-601-32	DOUGLAS COUNTY	EVENSVILLE TO 3.1 MI S, AGGREGATE BASE & BIT SURFACING	3.1	RD	GRADE AND SURFACE	STP	1,531,250	1,225,000	0	0	0	306,250
791	EN	56-090-08	OTTER TAIL COUNTY	BATTLE LAKE TO GLENDALOUGH PARK INTERCONNECTION TRAIL	1.7	EN	PEDESTRIAN BIKE TRAIL	TEA	284,049	175,000	0	0	0	109,049
792	CSAH 17	76-617-11	SWIFT COUNTY	SWIFT/CHIPPEWA CO LINE TO 0.5 MI N, REPLACE BR 7141 OVER CHIPPEWA RIVER (NEW BR 76542)	0.5	BR	GRADE,SURFACE & BRIDGE	STP	1,300,000	622,500	0	0	0	677,500
793	CSAH 17	76-617-12	SWIFT COUNTY	0.5 MI N OF SWIFT/CHIPPEWA CO LINE TO 2.5 MI N, GRADE, AGGREGATE BASE, & BIT SURFACING	2.5	RC	GRADE AND SURFACE	STP	1,500,000	1,200,000	0	0	0	300,000
794	MSAS 125	126-125-03AC3	FERGUS FALLS	LINCOLN AVE & TOWER RD REVISION WITH BR 56539 OVER OTTER TAIL RIVER (AC PAYBACK, 3 OF 3)	1.0	MC	GRADE,SURFACE & BRIDGE	STP	2,257,500	2,257,500	0	0	0	0
795	TH 10	0301-46	MNDOT	BOYER LAKE TO DETROIT LAKES (WB), UNBONDED CONCRETE OVERLAY	10.0	RC	UNBONDED CONCRETE OVERLAY	STP	14,761,300	11,809,040	0	0	2,952,260	0
796	TH 29	2102-54	MNDOT	JCT TH 55 TO JCT I-94, MILLING & BITUMINOUS SURFACING	11.7	RS	MILL AND OVERLAY	SF	5,016,500	0	0	0	5,016,500	0
797	TH 59	5618-26	MNDOT	PELICAN RAPIDS TO BECKER/OTTER TAIL CO LINE, MILLING & BITUMINOUS SURFACING	13.3	RS	MILL AND OVERLAY	STP	7,467,100	5,973,680	0	0	1,493,420	0
798	TH 113	4405-26	MNDOT	JCT TH 59 TO CSAH 4, MILLING & BITUMINOUS SURFACING	11.8	RS	MILL AND OVERLAY	STP	5,286,300	4,229,000	0	0	1,057,300	0
799	TH 999	8824-85	MNDOT	DISTRICTWIDE SAFETY IMPROVEMENTS (STATE HSIP) - 2013	0.0	SH	SAFETY TARGET	HSIP	539,200	485,280	0	0	53,920	0
800	TH 999	8804-RW-13	MNDOT	DISTRICTWIDE SETASIDES - RIGHT-OF-WAY - 2013	0.0	RW	RIGHT OF WAY	SF	500,000	0	0	0	500,000	0
801	TH 999	8804-SAS-13	MNDOT	DISTRICTWIDE SETASIDES - 2013	0.0	CA	MISCELLANEOUS	SF	7,755,000	0	0	0	7,755,000	0
802	LOCAL 999	8804-SHL-13	LOCAL	DISTRICTWIDE SETASIDES - SAFETY (LOCAL HSIP) - 2013	0.0	SH	STRIPING	HSIP	666,667	600,000	0	0	0	66,667
									\$56,023,586	\$29,463,400	\$0	\$4,708,178	\$18,828,400	\$3,041,368

Areawide Transportation Partnership (ATP) Boundaries



DISTRICT 6

Transportation District Engineer

Nelrae Succio

(507) 286-7501

2900 48th Street NW

Rochester, Minnesota 55901-5848

General Information: (507) 286-7500

FAX: (507) 286-7658

ATP: 6
Fiscal Year: 2010

STIP for FY 2010-2013

Seq #	Route System	Project Number	Agency	Description	Miles	Program	Type of Work	Proposed Funds	Total	FHWA	AC	FTA	TH	Other
803	BB	TRF-0001-10	MN/DOT	SECT 5311: CEDAR VALLEY TRANSIT OPERATING ASSISTANCE	0.0	OB	OPERATE BUS	FTA	248,000	0	0	87,058	0	160,942
804	BB	TRF-0020-10	MN/DOT	SECT 5311: CITY OF FARIBAULT TRANSIT OPERATING ASSISTANCE	0.0	OB	OPERATE BUS	FTA	173,666	0	0	56,541	0	117,125
805	BB	TRF-0039-10	MN/DOT	SECT 5311: CITY OF NORTHFIELD TRANSIT OPERATING ASSISTANCE	0.0	OB	OPERATE BUS	FTA	325,377	0	0	81,344	0	244,033
806	BB	TRF-0047-10A	ROCHESTER	SECT 5307: ROCHESTER DAR TRANSIT OPERATING ASSISTANCE	0.0	B9	OPERATE BUS	LF	704,397	0	0	0	0	704,397
807	BB	TRF-0047-10B	ROCHESTER	SECT 5307: ROCHESTER RR TRANSIT OPERATING ASSISTANCE	0.0	B9	OPERATE BUS	FTA	5,680,415	0	0	1,511,256	0	4,169,159
808	BB	TRF-0047-10C	ROCHESTER	SECT 5307: ST MARY'S HUB- DESIGN & CONSTRUCT	0.0	B9	BUS GRANT CAPITAL IMPROVEMENT	FTA	150,000	0	0	120,000	0	30,000
809	BB	TRF-0047-10D	ROCHESTER	SECTION 5307/5309: TH52/ 75TH ST NW PARK & RIDE- DESIGN, ENG /CONSTRUCT FLAT LOT	0.0	B9	BUS GRANT CAPITAL IMPROVEMENT	FTA	480,000	0	0	384,000	0	96,000
810	BB	TRF-0047-10E	ROCHESTER	SECTION 5307/5309: PHASE IV - CONSTRUCT BUS GARAGE	0.0	B9	BUS GRANT CAPITAL IMPROVEMENT	FTA	15,000,000	0	0	12,000,000	0	3,000,000
811	BB	TRF-0047-10F	ROCHESTER	SECT 5307: ITS CAMERAS & 800 MEGAHERZ RADIO SYSTEM	0.0	B9	BUS GRANT CAPITAL IMPROVEMENT	FTA	150,000	0	0	120,000	0	30,000
812	BB	TRF-0065-10	MN/DOT	SECT 5311: CITY OF WINONA TRANSIT OPERATING ASSISTANCE	0.0	OB	OPERATE BUS	FTA	474,624	0	0	118,656	0	355,968
813	BB	TRF-1977-10	MN/DOT	SECT 5311: SEMCAC TRANSIT OPERATING ASSISTANCE	0.0	OB	OPERATE BUS	FTA	231,029	0	0	57,757	0	173,272
814	BB	TRF-2497-10	MN/DOT	SECT 5311: CITY OF STEWARTVILLE TRANSIT OPERATING ASSISTANCE	0.0	OB	OPERATE BUS	FTA	71,710	0	0	23,493	0	48,217
815	BB	TRF-3342-10	MN/DOT	SECT 5311: STEELE CO TRANSIT OPERATING ASSISTANCE	0.0	OB	OPERATE BUS	FTA	419,562	0	0	137,017	0	282,545
816	BB	TRF-3780-10	LA CRESCENT	SECT 5307: LA CRESCENT TRANSIT OPERATING ASSISTANCE	0.0	B9	OPERATE BUS	FTA	552,817	0	0	177,817	0	375,000
817	BB	TRF-7071-10	MN/DOT	SECT 5311: AMCAT TRANSIT OPERATING ASSISTANCE	0.0	OB	OPERATE BUS	FTA	533,025	0	0	133,256	0	399,769
818	BB	TRF-7284-10	MN/DOT	SECT 5311: THREE RIVERS TRANSIT OPERATING ASSISTANCE	0.0	OB	OPERATE BUS	FTA	924,528	0	0	231,132	0	693,396

ATP: 6
Fiscal Year: 2010

STIP for FY 2010-2013

Seq #	Route System	Project Number	Agency	Description	Miles	Program	Type of Work	Proposed Funds	Total	FHWA	AC	FTA	TH	Other
819	BB	TRS-0001-10	MN/DOT	CVS - PURCHASE 1 BUS (CLASS 400)	0.0	TR	PURCHASE BUS	STP	64,000	51,200	0	0	0	12,800
820	BB	TRS-0020-10	MN/DOT	FARIBAULT - PURCHASE 1 BUS (CLASS 400)	0.0	TR	PURCHASE BUS	STP	64,000	51,200	0	0	0	12,800
821	BB	TRS-0039-10T	MN/DOT	NORTHFIELD - PURCHASE 1 BUS (CLASS 400)	0.0	TR	PURCHASE BUS	STP	66,000	52,800	0	0	0	13,200
822	BB	TRS-0047-10A	MN/DOT	SECTION 5307/5309: ROCHESTER REGULAR ROUTE - PURCHASE 4 BUSES (CLASS 700)	0.0	TR	PURCHASE BUS	STP FTA	1,440,000	356,800	0	795,200	0	288,000
823	BB	TRS-0047-10B	ROCHESTER	SECTION 5307/5309: ROCHESTER DIAL-A-RIDE - PURCHASE 2 BUSES (CLASS 600)	0.0	TR	PURCHASE BUS	STP	382,000	305,600	0	0	0	76,400
824	BB	TRS-0047-10C	ROCHESTER	SECTION 5307/5309: CITY OF ROCHESTER TH 63 SOUTH PARK & RIDE (PLANNING & DESIGN)	0.0	TR	BUS GRANT CAPITAL IMPROVEMENT	STP	75,000	60,000	0	0	0	15,000
825	BB	TRS-0047-10D	ROCHESTER	SECTION 5307/5309: CITY OF ROCHESTER TH 14W PARK & RIDE (PLANNING & DESIGN)	0.0	TR	BUS GRANT CAPITAL IMPROVEMENT	STP	75,000	60,000	0	0	0	15,000
826	BB	TRS-0065-10	MN/DOT	WINONA - PURCHASE 1 BUS (CLASS 600)	0.0	TR	PURCHASE BUS	STP	191,000	152,800	0	0	0	38,200
827	BB	TRS-1977-10T	MN/DOT	SEMCAC - PURCHASE 1 BUS (CLASS 400)	0.0	TR	PURCHASE BUS	STP	66,000	52,800	0	0	0	13,200
828	BB	TRS-7071-10	MN/DOT	AMCAT - PURCHASE 2 BUSES (CLASS 400)	0.0	TR	PURCHASE BUS	STP	128,000	102,400	0	0	0	25,600
829	RR	24-00126	MN/DOT	UP - FREEBORN CSAH 18, BROADWAY, ALBERT LEA, FREEBORN CO - INSTALL GATES	0.0	SR	RR X-ING IMPROVEMENTS	RRS	225,000	202,500	0	0	0	22,500
830	RR	24-00127	MN/DOT	IC&E - FREEBORN CSAH 34, 890TH ST, OAKLAND, FREEBORN CO - INSTALL GATES	0.0	SR	RR X-ING IMPROVEMENTS	RRS	225,000	202,500	0	0	0	22,500
831	RR	50-00109	MN/DOT	IC&E - MOWER CSAH 25, 540TH AVE, MOWER CO - INSTALL GATES	0.0	SR	RR X-ING IMPROVEMENTS	RRS	225,000	202,500	0	0	0	22,500
832	RR	50-00110	MN/DOT	IC&E - MOWER CSAH 27, MOWER CO - INSTALL GATES	0.0	SR	RR X-ING IMPROVEMENTS	RRS	225,000	202,500	0	0	0	22,500
833	RR	66-00113	MN/DOT	UP - 227TH ST E, TWN 45, WALCOTT TWP, FARIBAULT (1 MI S), RICE CO - INSTALL GATES	0.0	SR	RR X-ING IMPROVEMENTS	RRS	225,000	202,500	0	0	0	22,500
834	CR 118	23-598-08	FILLMORE COUNTY	REPLACE BR 692 OVER A STREAM ON FILLMORE CO RD 118 2.4 MI W OF JCT FILLMORE CSAH 11	0.2	BR	BRIDGE REPLACEMENT	BROS	173,436	90,750	0	0	0	82,686
835	CR 102	23-598-12	FILLMORE COUNTY	REPLACE BR 92462 OVER LOST CREEK ON FILLMORE CO RD 102 1.7 MI NW OF JCT FILLMORE CSAH 5	0.2	BR	BRIDGE REPLACEMENT	BROS	173,436	90,750	0	0	0	82,686

ATP: 6
Fiscal Year: 2010

STIP for FY 2010-2013

Seq #	Route System	Project Number	Agency	Description	Miles	Program	Type of Work	Proposed Funds	Total	FHWA	AC	FTA	TH	Other
836	MUN	23-599-92	FILLMORE COUNTY	REPLACE BR L4885 OVER BEAR CREEK 0.8 MI NW OF JCT FILLMORE CSAH 8	0.0	BR	BRIDGE REPLACEMENT	BROS	318,800	120,000	0	0	0	198,800
837	TWN 354	23-599-161	FILLMORE COUNTY	REPLACE BR L4883 OVER BEAR CREEK	0.2	BR	BRIDGE REPLACEMENT	BROS	600,000	400,000	0	0	0	200,000
838	LOCAL 999	24-070-05	FREEBORN COUNTY	ENHANCED PAVEMENT MARKINGS (VARIOUS LOCATIONS ON FREEBORN CSAH 46 & FREEBORN CSAH 22)	0.0	SH	SAFETY TARGET	HSIP	50,000	45,000	0	0	0	5,000
839	CSAH 5	28-605-12	HOUSTON COUNTY	HOUSTON CO RD 249 TO 0.7 MI S OF HOUSTON CSAH 14, BR 88415	3.6	RC	GRADE AND BRIDGE	STP	2,300,000	1,200,000	0	0	0	1,100,000
840	CSAH 5	28-605-13	HOUSTON COUNTY	REPLACE BR 2904 - 3.1 MI E OF JCT WITH HOUSTON CSAH 14	0.3	BR	BRIDGE REPLACEMENT	BROS	300,000	160,000	0	0	0	140,000
841	CSAH 5	28-605-14	HOUSTON COUNTY	REPLACE BR 2957 - 2.5 MI NW OF STATE LINE	0.4	BR	BRIDGE REPLACEMENT	BROS	560,000	250,000	0	0	0	310,000
842	CSAH 5	28-605-15	HOUSTON COUNTY	REPLACE BR 4044 - 1.6 MI NW OF THE JCT WITH HOUSTON CSAH 23	0.4	BR	BRIDGE REPLACEMENT	BROS	350,000	160,000	0	0	0	190,000
843	CSAH 45	50-645-06	MOWER COUNTY	GRADE, SURFACE & BR 6301, MOWER CSAH 27 TO TH 218	1.7	RC	GRADE, SURFACE & BRIDGE	STP	2,200,000	1,760,000	0	0	0	440,000
844	LOCAL 999	55-070-03	OLMSTED COUNTY	**HRRR** FURNISH AND INSTALL APPROACH GUARDRAIL AT 2 BRIDGES - BR 55536 ON CSAH 1, 2.3 MI S OF CSAH 16 OVER N BR ROOT RIVER AND BR 55528 ON CSAH 3, 0.1 MI W OF CSAH 12 OVER MIDDLE FORK ZUMBRO RIVER	0.0	SH	SAFETY TARGET	HSIP	36,000	32,400	0	0	0	3,600
845	LOCAL 999	55-070-09	OLMSTED COUNTY	EDGE LINE RUMBLE STRIPS - VARIOUS LOCATIONS IN OLMSTED COUNTY	0.0	SH	SAFETY TARGET	HSIP	169,250	152,325	0	0	0	16,925
846	LOCAL 999	55-070-10	OLMSTED COUNTY	TRAFFIC CONTROL LAYOUT (ENHANCED SIGNS AND MARKINGS) - VARIOUS LOCATIONS IN OLMSTED COUNTY	0.0	SH	SAFETY TARGET	HSIP	128,700	115,830	0	0	0	12,870
847	LOCAL 999	55-070-11	OLMSTED COUNTY	RED LIGHT RUNNING CONFIRMATION LIGHTS - VARIOUS LOCATIONS IN OLMSTED COUNTY	0.0	SH	SAFETY TARGET	HSIP	93,000	83,700	0	0	0	9,300
848	LOCAL 999	55-070-12	OLMSTED COUNTY	ENHANCED CURVE DELINEATION - VARIOUS LOCATIONS IN OLMSTED COUNTY	0.0	SH	SAFETY TARGET	HSIP	22,000	19,800	0	0	0	2,200
849	PED/BIKE	55-090-02	OLMSTED COUNTY	MAYOWOOD RD (OLMSTED CO RD 125) TRAIL & TRAILHEAD DEVELOPMENT	0.9	EN	PEDESTRIAN BIKE TRAIL	TEA	405,283	271,540	0	0	0	133,743
850	LOCAL 999	66-070-02	RICE COUNTY	ENHANCED PAVEMENT MARKINGS - VARIOUS LOCATIONS IN RICE COUNTY	0.0	SH	SAFETY TARGET	HSIP	111,111	100,000	0	0	0	11,111

ATP: 6
Fiscal Year: 2010

STIP for FY 2010-2013

Seq #	Route System	Project Number	Agency	Description	Miles	Program	Type of Work	Proposed Funds	Total	FHWA	AC	FTA	TH	Other
851	LOCAL 999	66-070-03	RICE COUNTY	ROADSIDE HAZARD REDUCTION PROGRAM - VARIOUS LOCATIONS IN RICE COUNTY	0.0	SH	SAFETY TARGET	HSIP	111,111	100,000	0	0	0	11,111
852	LOCAL 999	66-070-04	RICE COUNTY	ENHANCED INTERSECTION SIGNING - VARIOUS LOCATIONS IN RICE COUNTY	0.0	SH	SAFETY TARGET	HSIP	38,888	35,000	0	0	0	3,888
853	CSAH 45	66-645-05	RICE COUNTY	WILLOW ST/RICE CSAH 45 - GRADE, SURFACE & TRAIL	1.5	RC	GRADE AND SURFACE	STP	825,000	660,000	0	0	0	165,000
854	CSAH 7	74-607-14	STEELE COUNTY	NEW BR 74551 OVER DM&E RR (AC PROJECT PAYBACK IN 2012)	0.0	BR	GRADE, SURFACE & BRIDGE	STP	1,140,000	720,000	160,000	0	0	420,000
855	CSAH 7	74-607-15	STEELE COUNTY	GRADE & SURFACE - TH 14 TO 18TH ST SW	2.0	MC	GRADE AND SURFACE	STP	3,800,000	2,540,000	0	0	0	1,260,000
856	TWN 81	85-599-57	WINONA COUNTY	REPLACE BR L1414 OVER ROLLINGSTONE CREEK TRIB	0.2	BR	BRIDGE REPLACEMENT	BROS	324,000	171,000	0	0	0	153,000
857	LOCAL 999	88-070-08	LOCAL	2010 - EAST SIDE OF DISTRICT, EDGELINE RUMBLE STRIPES, WITH 6" WIDE PAINT ALONG BOTH SIDES OF THE ROADWAY	0.0	SH	STRIPING	HSIP	833,333	750,000	0	0	0	83,333
858	PED/BIKE	97-080-02	WINONA STATE UNIVERSITY	**MN139**CONSTRUCTION OF GRADE SEPARATED RAILROAD CROSSINGS ADJACENT TO WINONA STATE UNIVERSITY - UTILITY RELOCATION	0.2	BR	BRIDGE REPLACEMENT	HPP	90,000	72,000	0	0	0	18,000
859	PED/BIKE	97-080-03	WINONA STATE UNIVERSITY	**MN222**CONSTRUCTION OF GRADE SEPARATED RAILROAD CROSSINGS ADJACENT TO WINONA STATE UNIVERSITY - RR FORCE ACCOUNT	0.2	BR	BRIDGE REPLACEMENT	HPP	1,080,500	864,400	0	0	0	216,100
860	PED/BIKE	97-080-04	WINONA STATE UNIVERSITY	**MN139**CONSTRUCTION OF GRADE SEPARATED RAILROAD CROSSINGS ADJACENT TO WINONA STATE UNIVERSITY - CONSTRUCTION & CE	0.2	BR	BRIDGE REPLACEMENT	HPP	212,742	170,193	0	0	0	42,549
860	PED/BIKE	97-080-04A	WINONA STATE UNIVERSITY	**MN222**CONSTRUCTION OF GRADE SEPARATED RAILROAD CROSSINGS ADJACENT TO WINONA STATE UNIVERSITY - CONSTRUCTION & CE	0.2	BR	BRIDGE REPLACEMENT	HPP	1,523,194	1,218,555	0	0	0	304,639
861	PED/BIKE	97-080-05	WINONA STATE UNIVERSITY	**MN139**CONSTRUCTION OF GRADE SEPARATED RAILROAD CROSSINGS ADJACENT TO WINONA STATE UNIVERSITY - ROW	0.2	BR	BRIDGE REPLACEMENT	HPP	230,000	184,000	0	0	0	46,000
862	MSAS	104-146-02	AUSTIN	GRADE & SURFACE, 17TH ST NE TO 21ST ST NE	0.5	RC	GRADE AND SURFACE	STP	750,000	520,000	0	0	0	230,000
863	MUN	125-080-04	FARIBAULT	INTERSECTION CONSTRUCTION, 17TH ST NW AT TH 3/TH 21, GRADE & SURFACE	0.2	MC	GRADE AND SURFACE	STP	1,023,750	819,000	0	0	0	204,750

ATP: 6
Fiscal Year: 2010

STIP for FY 2010-2013

Seq #	Route System	Project Number	Agency	Description	Miles	Program	Type of Work	Proposed Funds	Total	FHWA	AC	FTA	TH	Other
864	PED/BIKE	125-090-02	FARIBAULT	NORTHERN LINK MULTI PURPOSE TRAIL	2.1	EN	PEDESTRIAN BIKE TRAIL	TEA	669,648	535,718	0	0	0	133,930
865	MUN	153-080-02	OWATONNA	OWATONNA, 32ND AVE TO 39TH AVE, GRADE & SURFACE	0.5	MC	GRADE AND SURFACE	STP	792,000	360,000	0	0	0	432,000
866	TH 14	159-010-06	ROCHESTER	GRADE & SURFACE -TH 52 TO OLMSTED CSAH 36 - ROCHESTER (CITY PORTION OF STATE PROJECT 5502-73 (TH 14)	1.8	RC	GRADE AND SURFACE	STP	1,250,000	470,000	0	0	0	780,000
867	MUN	159-080-14	ROCHESTER	20TH ST EXTENSION, OLMSTED CSAH 1 TO OLMSTED CSAH 36, GRADE, SURFACE & NEW BRIDGES OVER WILLOW CREEK (BR 55585) & BEAR CREEK (BR 55586)	0.9	MC	GRADE, SURFACE & BRIDGE	STP	7,600,000	2,280,000	0	0	0	5,320,000
868	PED/BIKE	159-090-16	ROCHESTER	DOUGLAS TRAIL EXTENSION - ALONG DM&E SPUR 7TH ST NW TO DOUGLAS TRAIL	2.1	EN	PEDESTRIAN BIKE TRAIL	TEA	1,117,050	800,000	0	0	0	317,050
869	CITY	159-591-02	ROCHESTER	SRTS - NON-INFRASTRUCTURE - ROCHESTER DRIVER FEEDBACK AND TRAFFIC CALMING SAFETY PROJECT	0.0	BT	PLANNING	SRTS	3,900	0	0	0	0	3,900
870	PED/BIKE	236-591-02	LA CRESCENT	SRTS - NON-INFRASTRUCTURE - DEVELOPMENT AND IMPLEMENT A PEDESTRIAN AND SAFETY AWARENESS CAMPAIGN FOR CITY OF LACRESCENT	0.0	BT	PEDESTRIAN BIKE TRAIL	SRTS	5,000	0	0	0	0	5,000
871	TH 14	5502-73	MN/DOT	BITUMINOUS MILL & OVERLAY, MEDIAN REPLACEMENT& REPAIR - JCT TH 52 TO MARION RD (15TH AVE SE), ROCHESTER - INTERSECTION IMPROVEMENT AT INTERSECTION OF TH 14 & OLMSTED CSAH 36 (MARION ROAD); REVISE SIGNALS AT 3RD AVE SE	2.0	RS	GRADE AND SURFACE	STP	3,200,000	2,560,000	0	0	640,000	0
872	TH 14	5502-85AC7	MN/DOT	ROC 52 DESIGN BUILD - BEST VALUE (FINAL AC PAYBACK) (AC PAYBACK, 7 OF 7)	10.8	MC	GRADE, SURFACE & BRIDGE	NHS	10,116,871	10,116,871	0	0	0	0
873	TH 14	7401-34	MN/DOT	**ELLA** FOUR-LANE ON NEW ALIGNMENT, W STEELE COLINE EAST TO BR 74001 & BR 74002 - 2009 APPR ACT FUNDS	14.2	MC	GRADE, SURFACE & BRIDGE	NHS	51,744,412	42,607,169	0	0	9,137,243	0
874	TH 16	2801-80	MN/DOT	**BP08** BITUMINOUS RECLAMATION - HOUSTON (BR 95111 - 0.091 MI E OF JCT TH 76) TO HOKAH (0.173 MI W OF JCT TH 44)	10.8	RD	BITUMINOUS RECLAMATION	BF	5,300,000	0	0	0	0	5,300,000
875	TH 19	2502-23	MN/DOT	REPLACE BRIDGE 9487 OVER TH 52 IN CANNON FALLS AND EXTEND ACCELERATION AND DECELERATION LANES FOR INTERCHANGE (ON TH 52 SOUTH OF TH 19)	0.2	BR	BRIDGE REPLACEMENT	STP	2,122,675	1,698,140	0	0	424,535	0
876	TH 19	6602-25	MN/DOT	BIT MILL & OVERLAY - JCT TH 13 TO 3RD AVE SE (LONSDALE) & I-35 SB RAMPS TO ARMSTRONG RD (NORTHFIELD) & OVERLAY & TWO-WAY TURN LANES AT I-35 & SIGNAL AT W RAMP	7.9	RS	MILL AND OVERLAY	STP	5,484,520	4,387,616	0	0	1,096,904	0

ATP: 6
Fiscal Year: 2010

STIP for FY 2010-2013

Seq #	Route System	Project Number	Agency	Description	Miles	Program	Type of Work	Proposed Funds	Total	FHWA	AC	FTA	TH	Other
877	I 35	2480-102	MN/DOT	ALBERT LEA REST AREA BUILDING AND SITE HEALTH & SAFETY CORRECTIONS	0.0	RB	REST AREA	STP	19,722	15,778	0	0	3,944	0
878	I 35	7480-114	MN/DOT	BITUMINOUS OVERLAY, 0.5 MI N TH 30 TO 1.13 MI N BR 74804 - SB LANES	8.8	RS	BITUMINOUS OVERLAY	IM	3,328,000	2,995,200	0	0	332,800	0
879	I 35	7480-119	MN/DOT	STRAIGHT RIVER REST AREA BUILDING AND SITE HEALTH & SAFETY CORRECTIONS	0.0	RB	REST AREA	STP	605,341	484,273	0	0	121,068	0
880	TH 52	2506-52PE1	MN/DOT	**MN106** ENVIRONMENTAL ASSESSMENT AND RIGHT- OF-WAY ACQUISITION AT U.S. 52 AND GOODHUE CSAH 24 INTERCHANGE, CANNON FALLS, GOODHUE CNTY, MN	0.5	MC	GRADE, SURFACE & BRIDGE	HPP	1,765,193	1,412,154	0	0	353,039	0
881	TH 52	5507-58	MN/DOT	REHAB BR 55021 & BR 55022 OVER WILLOW CREEK 0.30 MI SE OF JCT TH 63 & REPLACE DECK BR 55005 & BR 55006 - 1.0 MI SE OF JCT TH 63 (NEAR ROCHESTER)	0.0	BI	BRIDGE REPAIR	NHS	1,924,000	1,539,200	0	0	384,800	0
882	TH 52	8826-40	MN/DOT	ACCELERATION LANES, LENGTHEN TURN LANES & MEDIAN/ACCESS MODIFICATIONS, GOODHUE & OLMSTED CO	63.4	SH	GRADE AND SURFACE	HSIP	1,100,000	990,000	0	0	110,000	0
883	TH 56	2005-24	MN/DOT	BITUMINOUS MILL & OVERLAY, S CITY LIMITS OF BROWNSDALE TO 0.35 MI N DODGE CSAH 10 (DODGE CENTER)	19.3	RS	MILL AND OVERLAY	STP	5,584,376	4,467,501	0	0	1,116,875	0
884	TH 56	2006-26	MN/DOT	**BP08** WHITETOPPING, CSAH 34 TO 0.13 MI N S LIMITS OF W CONCORD	6.0	RS	PM WHITETOPPING (CONCRETE OL ON BITUMINOUS)	BF	5,900,000	0	0	0	0	5,900,000
885	TH 58	2510-37	MN/DOT	**BP08** REPLACE BR 5188 (NEW BR 25025) & BOX CULVERT 6160 OVER N FORK ZUMBRO RIVER, ZUMBROTA - BOND FUNDS	0.1	BR	BRIDGE REPLACEMENT	BF	1,768,001	0	0	0	0	1,768,001
886	TH 60	4007-07	MN/DOT	BITUMINOUS MILL & OVERLAY, TH 13 (WATERVILLE) TO TH 21 (FARIBAULT)	15.2	RS	MILL AND OVERLAY	STP	3,800,000	3,040,000	0	0	760,000	0
887	I 90	8580-156	MN/DOT	**BP08** UNBONDED CONCRETE OVERLAY FROM 2.2 MI E TH 74 TO 0.5 MI W JCT TH 43 - EB LANES	14.2	RC	UNBONDED CONCRETE OVERLAY	BF	18,000,000	0	0	0	0	18,000,000
888	TH 105	5007-25	MN/DOT	**BP08** REPLACE BR 4867 OVER WOODBURY CREEK (0.7 MI N OF S STATE LINE)	0.1	BR	BRIDGE REPLACEMENT	BF	1,240,000	0	0	0	0	1,240,000
889	TH 218	5009-30	MN/DOT	US TH 218, AUSTIN (1.5 MI. N.) - INSTALL FOUR GATE SYSTEM	0.0	SR	RR X-ING IMPROVEMENTS	RRS	196,000	176,400	0	0	19,600	0
890	TH 999	8826-61	MN/DOT	DISTRICTWIDE CURVE SIGNING (CHEVRONS & ADVANCE CURVE SIGNS ON 50 CURVES)	0.0	SH	SIGNING	HSIP	50,000	45,000	0	0	5,000	0

ATP: 6**Fiscal Year: 2010****STIP for FY 2010-2013**

Seq #	Route System	Project Number	Agency	Description	Miles	Program	Type of Work	Proposed Funds	Total	FHWA	AC	FTA	TH	Other
891	TH 999	8826-63	MN/DOT	DISTRICTWIDE RURAL INTERSECTION LIGHTING (2 UNITS PER INTERSECTION AT 8 INTERSECTIONS)	0.0	SC	LIGHTING	SF	50,000	0	0	0	50,000	0
891	TH 999	8826-63S	MN/DOT	DISTRICTWIDE RURAL INTERSECTION LIGHTING (2 UNITS PER INTERSECTION AT 8 INTERSECTIONS)	0.0	SH	LIGHTING	HSIP	66,667	60,000	0	0	6,667	0
892	TH 999	8826-73	MN/DOT	PEDESTRIAN RAMPS - VARIOUS LOCATIONS DISTRICTWIDE	0.0	SC	MISCELLANEOUS	SF	300,000	0	0	0	300,000	0
893	TH 999	8826-75	MN/DOT	**ADA** ADA IMPROVEMENTS - VARIOUS LOCATIONS DISTRICTWIDE - INSTALL APS SIGNALS; REPLACE, RETROFIT, OR INSTALL PED CURB RAMPS; AND SIDEWALK REPLACEMENT	0.0	EN	MISCELLANEOUS	TEA	625,048	500,038	0	0	125,010	0
894	TH 999	8806-RW-10	MN/DOT	DISTRICTWIDE SETASIDES - RW - FY 2010	0.0	RW	RIGHT OF WAY	SF	3,343,988	0	0	0	3,343,988	0
895	TH 999	8806-SAS-10	MN/DOT	DISTRICTWIDE SETASIDES - FY 2010	0.0	CA	MISCELLANEOUS	SF	14,683,820	0	0	0	14,683,820	0
896	LOCAL 999	8806-SHL-10	DISTRICT 6 COUNTIES	LOCAL HSIP SETASIDE - 2010	0.0	SH	SAFETY TARGET	HSIP	177,610	159,849	0	0	0	17,761
									\$203,702,526	\$97,835,250	\$160,000	\$16,034,527	\$33,015,293	\$56,817,456

ATP: 6
Fiscal Year: 2011

STIP for FY 2010-2013

Seq #	Route System	Project Number	Agency	Description	Miles	Program	Type of Work	Proposed Funds	Total	FHWA	AC	FTA	TH	Other
897	BB	TRF-0001-11	MN/DOT	SECT 5311: CEDAR VALLEY TRANSIT OPERATING ASSISTANCE	0.0	OB	OPERATE BUS	FTA	255,677	0	0	63,919	0	191,758
898	BB	TRF-0020-11	MN/DOT	SECT 5311: CITY OF FARIBAULT TRANSIT OPERATING ASSISTANCE	0.0	OB	OPERATE BUS	FTA	182,349	0	0	59,368	0	122,981
899	BB	TRF-0039-11	MN/DOT	SECT 5311: CITY OF NORTHFIELD TRANSIT OPERATING ASSISTANCE	0.0	OB	OPERATE BUS	FTA	335,711	0	0	142,047	0	193,664
900	BB	TRF-0047-11A	ROCHESTER	SECT 5307: ROCHESTER DAR TRANSIT OPERATING ASSISTANCE	0.0	B9	OPERATE BUS	LF	725,529	0	0	0	0	725,529
901	BB	TRF-0047-11B	ROCHESTER	SECT 5307: ROCHESTER RR TRANSIT OPERATING ASSISTANCE	0.0	B9	OPERATE BUS	FTA	5,850,827	0	0	1,556,594	0	4,294,233
902	BB	TRF-0047-11C	ROCHESTER	SECT 5307/5309: CITY OF ROCHESTER - NORTHWEST TRANSIT HUB - DESIGN	0.0	B9	BUS GRANT CAPITAL IMPROVEMENT	FTA	150,000	0	0	120,000	0	30,000
903	BB	TRF-0065-11	MN/DOT	SECT 5311: CITY OF WINONA TRANSIT OPERATING ASSISTANCE	0.0	OB	OPERATE BUS	FTA	488,863	0	0	122,216	0	366,647
904	BB	TRF-1977-11	MN/DOT	SECT 5311: SEMCAC TRANSIT OPERATING ASSISTANCE	0.0	OB	OPERATE BUS	FTA	237,960	0	0	59,490	0	178,470
905	BB	TRF-2497-11	MN/DOT	SECT 5311: CITY OF STEWARTVILLE TRANSIT OPERATING ASSISTANCE	0.0	OB	OPERATE BUS	FTA	75,296	0	0	24,668	0	50,628
906	BB	TRF-3342-11	MN/DOT	SECT 5311: STEELE CO TRANSIT OPERATING ASSISTANCE	0.0	OB	OPERATE BUS	FTA	432,149	0	0	108,037	0	324,112
907	BB	TRF-3780-11	LA CRESCENT	SECT 5307: LA CRESCENT TRANSIT OPERATING ASSISTANCE	0.0	B9	OPERATE BUS	FTA	222,161	0	0	90,000	0	132,161
908	BB	TRF-7071-11	MN/DOT	SECT 5311: AMCAT TRANSIT OPERATING ASSISTANCE	0.0	OB	OPERATE BUS	FTA	550,563	0	0	164,249	0	386,314
909	BB	TRF-7284-11	MN/DOT	SECT 5311: THREE RIVERS TRANSIT OPERATING ASSISTANCE	0.0	OB	OPERATE BUS	FTA	952,264	0	0	238,066	0	714,198
910	BB	TRS-0001-11	MN/DOT	CVS - PURCHASE 1 BUS (CLASS 400)	0.0	TR	PURCHASE BUS	STP	66,000	52,800	0	0	0	13,200
911	BB	TRS-0047-11A	ROCHESTER	SECT 5307: ROCHESTER RR - PURCHASE 3 BUSES (CLASS 700)	0.0	TR	PURCHASE BUS	STP FTA	1,062,000	264,000	0	586,000	0	212,000
912	BB	TRS-0047-11B	ROCHESTER	DISTRICT BUS - PURCHASE 1 BUS (CLASS 600)	0.0	TR	PURCHASE BUS	STP	203,000	162,400	0	0	0	40,600
913	BB	TRS-2497-11	STEWARTVILLE	STEWARTVILLE - PURCHASE 1 BUS (CLASS 400)	0.0	TR	PURCHASE BUS	STP	66,000	52,800	0	0	0	13,200

ATP: 6
Fiscal Year: 2011

STIP for FY 2010-2013

Seq #	Route System	Project Number	Agency	Description	Miles	Program	Type of Work	Proposed Funds	Total	FHWA	AC	FTA	TH	Other
914	BB	TRS-3342-11	STEELE COUNTY	STEELE COUNTY PUBLIC TRANSIT - PURCHASE 1 BUS (CLASS 400)	0.0	TR	PURCHASE BUS	STP	66,000	52,800	0	0	0	13,200
915	BB	TRS-7071-11	MN/DOT	AMCAT - PURCHASE 1 BUS (CLASS 400)	0.0	TR	PURCHASE BUS	STP	66,000	52,800	0	0	0	13,200
916	BB	TRS-7284-11	MN/DOT	THREE RIVERS - PURCHASE 2 BUSES (CLASS 400)	0.0	TR	PURCHASE BUS	STP	132,000	105,600	0	0	0	26,400
917	RR	24-00128	MN/DOT	IC&E - FREEBORN CSAH 38/780TH AVE, FREEBORN CO (PARK ROUTE)	0.0	SR	RR X-ING IMPROVEMENTS	RRS	225,000	202,500	0	0	0	22,500
918	RR	50-00111	MN/DOT	IC&E - 8TH AVE SE, MSAS 111 AUSTIN, MOWER CO - INSTALL GATES	0.0	SR	RR X-ING IMPROVEMENTS	RRS	225,000	202,500	0	0	0	22,500
919	RR	74-00131	MN/DOT	UP - STEELE CSAH 18, OWATONNA (0.5 MI S), STEELE CO - INSTALL GATES	0.0	SR	RR X-ING IMPROVEMENTS	RRS	225,000	202,500	0	0	0	22,500
920	TWN	20-599-95	DODGE COUNTY	260TH AVE - REPLACE BR 665, 1.0 MI S OF 670TH ST	0.2	BR	BRIDGE REPLACEMENT	BROS	550,000	340,000	0	0	0	210,000
921	CSAH 24	20-624-17	DODGE COUNTY	DODGE CSAH 24 - REPLACE BR 6628 0.1 MI N OF DODGE CSAH 22	0.2	BR	BRIDGE REPLACEMENT	BROS	585,000	420,000	0	0	0	165,000
922	PED/BIKE	23-591-01	SPRING VALLEY	SRTS - NON-INFRASTRUCTURE - KINGSLAND SCHOOLS - ST X-ING SAFETY IMPR, IMPR IN EXISTING PED/BIKEWAYS, TRAFFIC CALMING, SIGNING, BICYCLE PARKING, LIGHTING; COMMUNITY, PARENT & STUDENTS EDU & PUBLIC	0.0	BT	PED/BIKE IMPROVEMENT	SRTS	4,825	0	0	0	0	4,825
923	PED/BIKE	23-591-02	SPRING VALLEY	SRTS - INFRASTRUCTURE - KINGSLAND SCHOOLS - ST X-ING SAFETY IMPR, IMPR IN EXISTING PED/BIKEWAYS, TRAFFIC CALMING, SIGNING, BICYCLE PARKING, LIGHTING; COMMUNITY, PARENT & STUDENTS EDU & PUBLIC	0.0	BT	PED/BIKE IMPROVEMENT	SRTS	30,970	0	0	0	0	30,970
924	TWN	23-599-180	FILLMORE COUNTY	385TH AVE REPLACE BR L4736 , 0.2 MI S OF FILLMORE CSAH 23	0.2	BR	BRIDGE REPLACEMENT	BROS	320,000	200,000	0	0	0	120,000
925	PED/BIKE	50-623-01	MOWER COUNTY	REHABILITATE/RESTORE BR 5368 (ROOSEVELT BRIDGE)	0.1	EN	PEDESTRIAN BIKE BRIDGE	TEA	1,000,000	800,000	0	0	0	200,000
926	CSAH 22	55-622-49	OLMSTED COUNTY	OLMSTED CSAH 22 - MILL & OVERLAY, TH 52 TO TH 63	1.7	RS	MILL AND OVERLAY	STP	2,500,000	2,000,000	0	0	0	500,000
927	CSAH 17	85-617-22	WINONA COUNTY	REGRAIDING & SURFACING - WINONA CSAH 17, TH 43 TO VALLEY VIEW DR	1.1	RC	GRADE AND SURFACE	STP	1,750,000	1,400,000	0	0	0	350,000
928	MUN	104-101-05	AUSTIN	8TH AVE NE - 8TH ST TO IC&E RR - GRADE & SURFACE	0.2	RC	GRADE AND SURFACE	STP	500,000	370,000	0	0	0	130,000

ATP: 6
Fiscal Year: 2011

STIP for FY 2010-2013

Seq #	Route System	Project Number	Agency	Description	Miles	Program	Type of Work	Proposed Funds	Total	FHWA	AC	FTA	TH	Other
929	MUN	104-123-07	AUSTIN	8TH STREET NE - 8TH AVE TO 10TH AVE - GRADE & SURFACE	0.1	RC	GRADE AND SURFACE	STP	225,000	150,000	0	0	0	75,000
930	CSAH 45	125-020-10	FARIBAULT	WILLOW ST/RICE CSAH 45 - GRADE, SURFACE & TRAIL	1.5	RC	GRADE AND SURFACE	STP	675,000	540,000	0	0	0	135,000
931	MUN	159-156-01	ROCHESTER	20TH ST SW, OLMSTED CO RD 125 (MAYOWOOD RD) TO TH 63 - GRADE & SURFACE	1.1	RC	GRADE AND SURFACE	STP	2,250,000	1,000,000	0	0	0	1,250,000
932	MUN	159-166-01	ROCHESTER	PINEWOOD RD SE, OLMSTED CSAH 1 (11TH AVE SE) TO CSAH 36 (MARION RD) GRADE & SURFACE	1.7	RC	GRADE AND SURFACE	STP	2,000,000	1,000,000	0	0	0	1,000,000
933	PED/BIKE	236-090-01	LA CRESCENT	WAGON WHEEL TRAIL, PHASE 1	1.0	EN	PEDESTRIAN BIKE TRAIL	TEA	545,500	436,400	0	0	0	109,100
934	TH 13	2401-38	MN/DOT	**ELLA**BITUMINOUS MILL & OVERLAY, 0.4 MI N I-90 TO TH 30	14.8	RS	MILL AND OVERLAY	STP	3,694,720	2,955,776	0	0	738,944	0
935	I 35	8826-72	MN/DOT	INSTALL ITS DEVICES ON I-35 AT VARIOUS LOCATIONS IN FREEBORN, STEELE AND RICE COUNTIES: PHASE II	0.0	TM	TRAFFIC MGMT. SYSTEM	SF	1,100,000	0	0	0	1,100,000	0
936	TH 43	2307-18	MN/DOT	BITUMINOUS MILL & OVERLAY, N END BR 23022 (RUSHFORD) TO W JCT I-90)	9.4	RS	MILL AND OVERLAY	STP	1,843,925	1,475,140	0	0	368,785	0
937	TH 43	8503-43	MN/DOT	TRAFFIC SIGNAL INSTALLATION AT TH 43 (SARNIA ST) & FRANKLIN ST IN WINONA	0.0	SC	TRAFFIC SIGNAL INST.	SF LF	212,000	0	0	0	106,000	106,000
938	TH 44	2308-25	MN/DOT	REPLACE 7 BOX CULVERTS - BR 4148, 4149, 4150, 4151, 8158, 8163 & 8399, 0.2 MI W OF JCT TH 52 TO 2.8 MI NE OF N JCT OF TH 76	0.0	BR	BRIDGE REPLACEMENT	STP	2,800,000	2,240,000	0	0	560,000	0
939	TH 44	2803-29	MN/DOT	MED BIT OVERLAY, SPRING GROVE TO CALEDONIA	8.9	RS	BITUMINOUS OVERLAY	STP	2,970,000	2,376,000	0	0	594,000	0
940	TH 52	5507-57	MN/DOT	REPLACE SIGNS AT VARIOUS LOCATIONS ON TH 52, I-90 TO TH 63	5.5	SC	SIGNING	NHS	100,000	80,000	0	0	20,000	0
941	TH 60	7903-41	MN/DOT	REPLACE BR 9798 (NEW BR 79014) & APPROACH WORK - 0.6 MI W OF JCT WABASHA CSAH 32 OVER STREAM	0.0	BR	BRIDGE REPLACEMENT	STP	1,425,600	1,140,480	0	0	285,120	0
942	TH 61	2513-70	MN/DOT	REPLACE BR 6773 OVER GILBERT CREEK 1.6 MI NW OF JCT TH 63 (LAKE CITY)	0.0	BR	BRIDGE REPLACEMENT	NHS	3,250,000	2,600,000	0	0	650,000	0
943	TH 61	2513-88	MN/DOT	RED WING - TRAFFIC FLOW IMPROVEMENT PROJECT - TH 58, 61 & 63	0.3	SC	TURN LANES	SF	916,000	0	0	0	916,000	0
944	TH 61	8504-68	MN/DOT	**ELLA** MEDIUM BITUMINOUS MILL & OVERLAY, CSAH 15 LT TO 0.243 MI S TH 14 - WINONA	7.1	RS	MILL AND OVERLAY	STP	3,520,000	2,816,000	0	0	704,000	0

ATP: 6
Fiscal Year: 2011

STIP for FY 2010-2013

Seq #	Route System	Project Number	Agency	Description	Miles	Program	Type of Work	Proposed Funds	Total	FHWA	AC	FTA	TH	Other
945	TH 63	7907-13	MN/DOT	**ELLA** REPLACE BR 4342 OVER STREAM (ZUMBRO FALLS)	0.0	BR	BRIDGE REPLACEMENT	STP	500,000	400,000	0	0	100,000	0
946	TH 74	2317-10	MN/DOT	**ELLA** BITUMINOUS MILL & OVERLAY, JCT TH 52 TO WINONA CSAH 35 LT.	12.0	RS	MILL AND OVERLAY	STP	3,021,843	2,417,475	0	0	604,368	0
947	I 90	8580-152	MN/DOT	UNBONDED CONCRETE OVERLAY - 0.5 MI W OF W JCT TH 43 TO 0.8 MI W TH 76 - EB LANES - SCF - \$8,175,148	8.3	RC	UNBONDED CONCRETE OVERLAY	IM	10,218,935	9,197,041	0	0	1,021,894	0
948	TH 999	8826-64	MN/DOT	DISTRICTWIDE RURAL INTERSECTION LIGHTING (16 UNITS PER INTERCHANGE AT 6 INTERCHANGES)	0.0	SC	LIGHTING	SF	300,000	0	0	0	300,000	0
949	TH 999	8806-RW-11	MN/DOT	DISTRICTWIDE SETASIDES - R/W - 2011	0.0	RW	RIGHT OF WAY	SF	2,256,888	0	0	0	2,256,888	0
950	TH 999	8806-SAS-11	MN/DOT	DISTRICTWIDE SETASIDES - 2011	0.0	CA	MISCELLANEOUS	SF STP NHS	16,664,299	6,444,462	0	0	10,219,837	0
951	LOCAL 999	8806-SHL-11	LOCAL	HSIP/HRRR SETASIDE - LOCAL - 2011	0.0	SH	SAFETY TARGET	HSIP	1,588,236	1,429,412	0	0	0	158,824
952	TH 999	8806-SHS-11	MN/DOT	HSIP/HRRR SETASIDE (PROACTIVE) - MN/DOT 2011	0.0	SH	SAFETY TARGET	HSIP	727,778	655,000	0	0	72,778	0
953	TH 999	8806-SHS-11A	MN/DOT	HSIP/HRRR SETASIDE (REACTIVE) - MN/DOT 2011	0.0	SH	SAFETY TARGET	HSIP	1,245,000	1,120,500	0	0	124,500	0
954	RR	8806-SR-11	MN/DOT	RAIL SAFETY SETASIDE - 2011	0.0	SR	RR X-ING IMPROVEMENTS	RRS	225,000	202,500	0	0	0	22,500
									\$84,311,868	\$47,556,886	\$0	\$3,334,654	\$20,743,114	\$12,677,214

ATP: 6
Fiscal Year: 2012

STIP for FY 2010-2013

Seq #	Route System	Project Number	Agency	Description	Miles	Program	Type of Work	Proposed Funds	Total	FHWA	AC	FTA	TH	Other
955	BB	TRF-0001-12	MN/DOT	SECT 5311: CEDAR VALLEY TRANSIT OPERATING ASSISTANCE	0.0	OB	OPERATE BUS	FTA	366,347	0	0	91,587	0	274,760
956	BB	TRF-0020-12	MN/DOT	SECT 5311: CITY OF FARIBAUT TRANSIT OPERATING ASSISTANCE	0.0	OB	OPERATE BUS	FTA	187,819	0	0	46,955	0	140,864
957	BB	TRF-0039-12	MN/DOT	SECT 5311: CITY OF NORTHFIELD TRANSIT OPERATING ASSISTANCE	0.0	OB	OPERATE BUS	FTA	345,782	0	0	86,445	0	259,337
958	BB	TRF-0047-12A	ROCHESTER	SECT 5307: ROCHESTER DAR TRANSIT OPERATING ASSISTANCE	0.0	B9	OPERATE BUS	LF	747,295	0	0	0	0	747,295
959	BB	TRF-0047-12B	ROCHESTER	SECT 5307: ROCHESTER RR TRANSIT OPERATING ASSISTANCE	0.0	B9	OPERATE BUS	FTA	6,026,352	0	0	1,603,292	0	4,423,060
960	BB	TRF-0065-12	MN/DOT	SECT 5311: CITY OF WINONA TRANSIT OPERATING ASSISTANCE	0.0	OB	OPERATE BUS	FTA	503,529	0	0	125,882	0	377,647
961	BB	TRF-1977-12	MN/DOT	SECT 5311: SEMCAC TRANSIT OPERATING ASSISTANCE	0.0	OB	OPERATE BUS	FTA	245,099	0	0	61,275	0	183,824
962	BB	TRF-2497-12	MN/DOT	SECT 5311: CITY OF STEWARTVILLE TRANSIT OPERATING ASSISTANCE	0.0	OB	OPERATE BUS	FTA	77,555	0	0	19,389	0	58,166
963	BB	TRF-3342-12	MN/DOT	SECT 5311: STEELE CO TRANSIT OPERATING ASSISTANCE	0.0	OB	OPERATE BUS	FTA	445,113	0	0	111,278	0	333,835
964	BB	TRF-3780-12	LA CRESCENT	SECT 5307: LA CRESCENT TRANSIT OPERATING ASSISTANCE	0.0	B9	OPERATE BUS	FTA	228,126	0	0	92,000	0	136,126
965	BB	TRF-7071-12	MN/DOT	SECT 5311: AMCAT TRANSIT OPERATING ASSISTANCE	0.0	OB	OPERATE BUS	FTA	567,080	0	0	141,770	0	425,310
966	BB	TRF-7284-12	MN/DOT	SECT 5311: THREE RIVERS TRANSIT OPERATING ASSISTANCE	0.0	OB	OPERATE BUS	FTA	980,832	0	0	245,208	0	735,624
967	BB	TRS-0047-12	ROCHESTER	SECT 5307/5309: ROCHESTER RR - PURCHASE 6 BUSES (CLASS 700)	0.0	TR	PURCHASE BUS	STP FTA	2,190,000	392,000	0	1,360,000	0	438,000
968	BB	TRS-1977-12	MN/DOT	SEMCAC - PURCHASE 1 BUS (CLASS 400)	0.0	TR	PURCHASE BUS	STP	70,000	56,000	0	0	0	14,000
969	BB	TRS-7284-12	MN/DOT	THREE RIVERS - PURCHASE 1 BUS (CLASS 400)	0.0	TR	PURCHASE BUS	STP	70,000	56,000	0	0	0	14,000
970	RR	50-00112	MOWER COUNTY	IC&E - INSTALL GATES - CSAH 25, 224TH ST, AUSTIN, MOWER CO	0.0	SR	RR X-ING IMPROVEMENTS	RRS	275,000	247,500	0	0	0	27,500
971	RR	66-00114	RICE COUNTY	UP - UPGRADE TO GATES - CSAH 8, 130TH ST E, DUNDAS (2 MI SW), RICE CO	0.0	SR	RR X-ING IMPROVEMENTS	RRS	300,000	270,000	0	0	0	30,000

ATP: 6
Fiscal Year: 2012

STIP for FY 2010-2013

Seq #	Route System	Project Number	Agency	Description	Miles	Program	Type of Work	Proposed Funds	Total	FHWA	AC	FTA	TH	Other
972	RR	85-00140	WINONA COUNTY	DM&E - INSTALL GATES - CSAH 18, UTICA, WINONA CO	0.0	SR	RR X-ING IMPROVEMENTS	RRS	275,000	247,500	0	0	0	27,500
973	CR 249	28-598-10	HOUSTON COUNTY	REPLACE BR 6938- 9.5 MI E OF TH 44	0.0	BR	BRIDGE REPLACEMENT	BROS	400,000	170,000	0	0	0	230,000
974	TWN 252	28-599-75	HOUSTON COUNTY	REPLACE BR L5826- 0.5 MI E OF TH 76	0.0	BR	BRIDGE REPLACEMENT	BROS	450,000	215,000	0	0	0	235,000
975	CSAH 4	28-604-29	HOUSTON COUNTY	REPLACE BR 7033- 4.0 MI SW OF TH 76	0.0	BR	BRIDGE REPLACEMENT	BROS	400,000	170,000	0	0	0	230,000
976	CSAH 11	66-611-15	RICE COUNTY	GRADE & SURFACE WESTERN AVE TO 0.6 MI W - FARIBAULT	0.6	RC	GRADE AND SURFACE	STP	750,000	600,000	0	0	0	150,000
977	CSAH 7	74-607-14AC	STEELE COUNTY	NEW BR 74551 OVER DM&E RR (AC PAYBACK 1 OF 1)	0.0	MC	GRADE, SURFACE & BRIDGE	STP	160,000	160,000	0	0	0	0
978	CSAH 34	74-634-10AC	STEELE COUNTY	STEELE CSAH 1 TO STEELE CSAH 8, GRADE & SURFACE - (AC PAYBACK 1 OF 1)	1.5	RC	GRADE AND SURFACE	STP	120,000	120,000	0	0	0	0
979	CSAH 4	79-604-44	WABASHA COUNTY	GRADE, SURFACE & BRIDGE, WABASHA CSAH 25 TO OLMSTED CSAH 2	4.2	RC	GRADE, SURFACE & BRIDGE	STP	4,100,000	2,880,000	0	0	0	1,220,000
980	MUN	101-138-01	ALBERT LEA	GRADE & SURFACE: MYERS RD; TH 65 & 14TH ST	0.6	RC	GRADE AND SURFACE	STP	3,400,000	650,000	0	0	0	2,750,000
981	MUN	104-113-03	AUSTIN	GRADE & SURFACE: 14TH ST NW; OAKLAND AVE TO 8TH AVE - AUSTIN	0.5	RC	GRADE AND SURFACE	STP	750,000	600,000	0	0	0	150,000
982	MUN	125-118-04	FARIBAULT	INTERSECTION IMPROVEMENTS & SIGNAL: 1ST AVE NE & 4TH ST NE - FARIBAULT	0.2	RC	GRADE AND SURFACE	STP	1,300,000	880,000	0	0	0	420,000
983	PED/BIKE	159-090-17	ROCHESTER	TRAIL BRIDGE ACROSS OLMSTED CSAH 4/VALLEY HIGH DR	0.0	EN	ENHANCEMENT	TEA	913,000	713,000	0	0	0	200,000
984	MUN	159-132-06	ROCHESTER	TH 52 INTERCHANGE IMPROVEMENTS: 55TH ST NW - W TO E FRONTAGE RD	0.4	MC	GRADE AND SURFACE	STP	2,750,000	1,375,000	0	0	0	1,375,000
985	MUN	240-080-01	KASSON	REPLACE BR L0979 (16TH STNE)	0.0	BR	BRIDGE REPLACEMENT	BROS	1,480,345	585,236	0	0	0	895,109
986	TH 14	5501-35	MN/DOT	HEAVY BIT OVERLAY, CSAH 5 (BYRON) TO TH 52 (AC PROJECT, PAYBACK IN 2013)	16.1	RS	BITUMINOUS OVERLAY	NHS	1,000,000	0	4,000,000	0	1,000,000	0
987	TH 16	2801-82	MN/DOT	BITUMINOUS MILL & OVERLAY, S JCT TH 43 (RUSHFORD) TO 0.2 MI E W HOUSTON CITY LIMITS	10.6	RS	MILL AND OVERLAY	STP	3,193,008	2,554,406	0	0	638,602	0

ATP: 6
Fiscal Year: 2012

STIP for FY 2010-2013

Seq #	Route System	Project Number	Agency	Description	Miles	Program	Type of Work	Proposed Funds	Total	FHWA	AC	FTA	TH	Other
988	TH 30	7403-29	MN/DOT	**ELLA** MED BIT OVERLAY, TH 13 TO TWP 50 LEFT	9.0	RS	BITUMINOUS OVERLAY	SF	2,536,000	0	0	0	2,536,000	0
989	TH 42	7901-43	MN/DOT	REPLACE BR 5968, TH 42 (NEAR ELGIN)	0.0	BR	BRIDGE REPLACEMENT	SF	1,500,000	0	0	0	1,500,000	0
990	TH 43	2306-22	MN/DOT	REPLACE BR 23004 NEAR CHOICE	0.0	BR	BRIDGE REPLACEMENT	STP	1,740,000	1,392,000	0	0	348,000	0
991	TH 56	2006-25	MN/DOT	REPLACE BR 5713 (1.8 MI N OF E JCT DODGE CSAH 24) & APPROACHES - N OF WEST CONCORD	0.0	BR	BRIDGE REPLACEMENT	STP	821,500	657,200	0	0	164,300	0
992	TH 61	7904-40	MN/DOT	REPLACE BR 6461 OVER E INDIAN CREEK - 1.3 MI NW OF JCT TH 74 (AC PROJECT, PAYBACK IN 2013)	0.0	BR	BRIDGE REPLACEMENT	STP	378,000	0	1,000,000	0	378,000	0
993	TH 76	2807-18	MN/DOT	**ELLA** BITUMINOUS MILL & OVERLAY, N JCT TH 44 TO E JCT TH 16	11.2	RS	MILL AND OVERLAY	STP	2,280,399	1,824,319	0	0	456,080	0
994	TH 76	2808-18	MN/DOT	**ELLA** MED BIT OVERLAY, TH 16 (HOUSTON) TO I-90	13.7	RS	BITUMINOUS OVERLAY	STP	3,766,000	3,012,800	0	0	753,200	0
995	I 90	5580-86	MN/DOT	**ELLA** BITUMINOUS MILL & OVERLAY, 0.3 MI E TH 63 TO 1.7 MI E OLMSTED CSAH 19 - WB LANES	12.7	RS	MILL AND OVERLAY	IM	3,200,000	2,880,000	0	0	320,000	0
996	TH 218	5008-30	MN/DOT	**ELLA**BITUMINOUS MILL & OVERLAY, IOWA/MN STATE LINE TO E JCT I-90	12.2	RS	MILL AND OVERLAY	STP	3,800,000	3,040,000	0	0	760,000	0
997	TH 246	6614-26	MN/DOT	TH 3 TO CSAH 26 - THIN MILL & OVERLAY, MEDIUM MILL & OVERLAY& RECLAMATION	12.2	RS	MILL AND OVERLAY	STP	3,000,000	2,400,000	0	0	600,000	0
998	TH 248	8511-09	MN/DOT	RECLAMATION, MAIN ST (ALTURA) TO TH 61	11.3	RD	BITUMINOUS RECLAMATION	STP	4,134,060	3,307,248	0	0	826,812	0
999	TH 999	8826-65	MN/DOT	DISTRICTWIDE RURAL INTERSECTION LIGHTING (2 UNITS PER INTERSECTION AT 4 INTERSECTIONS)	0.0	SC	LIGHTING	SF	60,000	0	0	0	60,000	0
1000	TH 999	8826-74	MN/DOT	PEDESTRIAN RAMPS - VARIOUS LOCATIONS DISTRICTWIDE	0.0	SC	MISCELLANEOUS	SF	400,000	0	0	0	400,000	0
1001	LOCAL 999	8806-RC-12	DISTRICT 6 COUNTIES	LOCAL PROJECT SETASIDE	0.0	RC	GRADE AND SURFACE	STP	625,000	500,000	0	0	0	125,000
1002	TH 999	8806-RW-12	MN/DOT	DISTRICTWIDE SETASIDES - RW - 2012	0.0	RW	RIGHT OF WAY	SF	2,620,952	0	0	0	2,620,952	0
1003	LOCAL 999	8806-SHL-12	LOCAL	HSIP/HRRR SETASIDE - LOCAL - 2012	0.0	SH	SAFETY TARGET	HSIP	1,588,236	1,429,412	0	0	0	158,824
1004	TH 999	8806-SAS-12	MN/DOT	DISTRICTWIDE SETASIDES - 2012	0.0	CA	MISCELLANEOUS	SF	19,085,477	0	0	0	19,085,477	0

ATP: 6**Fiscal Year: 2012****STIP for FY 2010-2013**

Seq #	Route System	Project Number	Agency	Description	Miles	Program	Type of Work	Proposed Funds	Total	FHWA	AC	FTA	TH	Other
1005	TH 999	8806-SHS-12	MN/DOT	HSIP/HRRR SETASIDE (PROACTIVE) - MN/DOT 2012	0.0	SH	SAFETY TARGET	HSIP	727,778	655,000	0	0	72,778	0
1006	TH 999	8806-SHS-12A	MN/DOT	HSIP/HRRR SETASIDE (REACTIVE) - MN/DOT 2012	0.0	SH	SAFETY TARGET	HSIP	677,778	610,000	0	0	67,778	0
1007	BB	8806-TRS-12	MN/DOT	DISTRICTWIDE SETASIDES - TRANSIT - 2012	0.0	TR	PURCHASE BUS	STP	203,000	162,400	0	0	0	40,600
									\$88,211,462	\$34,812,021	\$5,000,000	\$3,965,081	\$32,587,979	\$16,826,381

ATP: 6
Fiscal Year: 2013

STIP for FY 2010-2013

Seq #	Route System	Project Number	Agency	Description	Miles	Program	Type of Work	Proposed Funds	Total	FHWA	AC	FTA	TH	Other
1008	BB	TRF-0001-13	MN/DOT	SECT 5311: CEDAR VALLEY TRANSIT OPERATING ASSISTANCE	0.0	OB	OPERATE BUS	FTA	377,337	0	0	94,334	0	283,003
1009	BB	TRF-0020-13	MN/DOT	SECT 5311: CITY OF FARIBAULT TRANSIT OPERATING ASSISTANCE	0.0	OB	OPERATE BUS	FTA	193,454	0	0	48,364	0	145,090
1010	BB	TRF-0039-13	MN/DOT	SECT 5311: CITY OF NORTHFIELD TRANSIT OPERATING ASSISTANCE	0.0	OB	OPERATE BUS	FTA	356,155	0	0	89,038	0	267,117
1011	BB	TRF-0047-13	ROCHESTER	SECT 5307: ROCHESTER DAR TRANSIT OPERATING ASSISTANCE	0.0	B9	OPERATE BUS	LF	769,714	0	0	0	0	769,714
1012	BB	TRF-0047-13A	ROCHESTER	SECT 5307: ROCHESTER RR TRANSIT OPERATING ASSISTANCE	0.0	B9	OPERATE BUS	FTA	6,207,143	0	0	1,651,390	0	4,555,753
1013	BB	TRF-0047-13B	ROCHESTER	SECT 5307: CONSTRUCT PARK & RIDE STRUCTURED PARKING	0.0	B9	BUS GRANT CAPITAL IMPROVEMENT	FTA	5,000,000	0	0	4,000,000	0	1,000,000
1014	BB	TRF-0065-13	MN/DOT	SECT 5311: CITY OF WINONA TRANSIT OPERATING ASSISTANCE	0.0	OB	OPERATE BUS	FTA	518,635	0	0	129,659	0	388,976
1015	BB	TRF-1977-13	MN/DOT	SECT 5311: SEMCAC TRANSIT OPERATING ASSISTANCE	0.0	OB	OPERATE BUS	FTA	252,452	0	0	63,113	0	189,339
1016	BB	TRF-2497-13	MN/DOT	SECT 5311: CITY OF STEWARTVILLE TRANSIT OPERATING ASSISTANCE	0.0	OB	OPERATE BUS	FTA	79,882	0	0	19,970	0	59,912
1017	BB	TRF-3342-13	MN/DOT	SECT 5311: STEELE CO TRANSIT OPERATING ASSISTANCE	0.0	OB	OPERATE BUS	FTA	658,466	0	0	114,616	0	543,850
1018	BB	TRF-3780-13	LA CRESCENT	SECT 5307: LA CRESCENT TRANSIT OPERATING ASSISTANCE	0.0	B9	OPERATE BUS	FTA	234,210	0	0	94,000	0	140,210
1019	BB	TRF-7071-13	MN/DOT	SECT 5311: AMCAT TRANSIT OPERATING ASSISTANCE	0.0	OB	OPERATE BUS	FTA	584,092	0	0	146,023	0	438,069
1020	BB	TRF-7284-13	MN/DOT	SECT 5311: THREE RIVERS TRANSIT OPERATING ASSISTANCE	0.0	OB	OPERATE BUS	FTA	1,010,257	0	0	252,564	0	757,693
1021	BB	TRS-0020-13	FARIBAULT	FARIBAULT - PURCHASE 1 BUS (CLASS 400)	0.0	TR	PURCHASE BUS	STP	72,000	57,600	0	0	0	14,400
1022	BB	TRS-0039-13	NORTHFIELD	NORTHFIELD - PURCHASE 1 BUS (CLASS 400)	0.0	TR	PURCHASE BUS	STP	72,000	57,600	0	0	0	14,400
1023	BB	TRS-0047-13A	ROCHESTER	ROCHESTER DAR - PURCHASE 2 BUSES (CLASS 600)	0.0	TR	PURCHASE BUS	STP	418,000	167,200	0	0	0	250,800
1024	BB	TRS-0047-13B	ROCHESTER	ROCHESTER RR - PURCHASE 2 BUSES (CLASS 700)	0.0	TR	PURCHASE BUS	STP	752,000	300,800	0	0	0	451,200
1025	BB	TRS-7071-13	AMCAT	AMCAT - PURCHASE 1 BUS (CLASS 400)	0.0	TR	PURCHASE BUS	STP	72,000	57,600	0	0	0	14,400

ATP: 6
Fiscal Year: 2013

STIP for FY 2010-2013

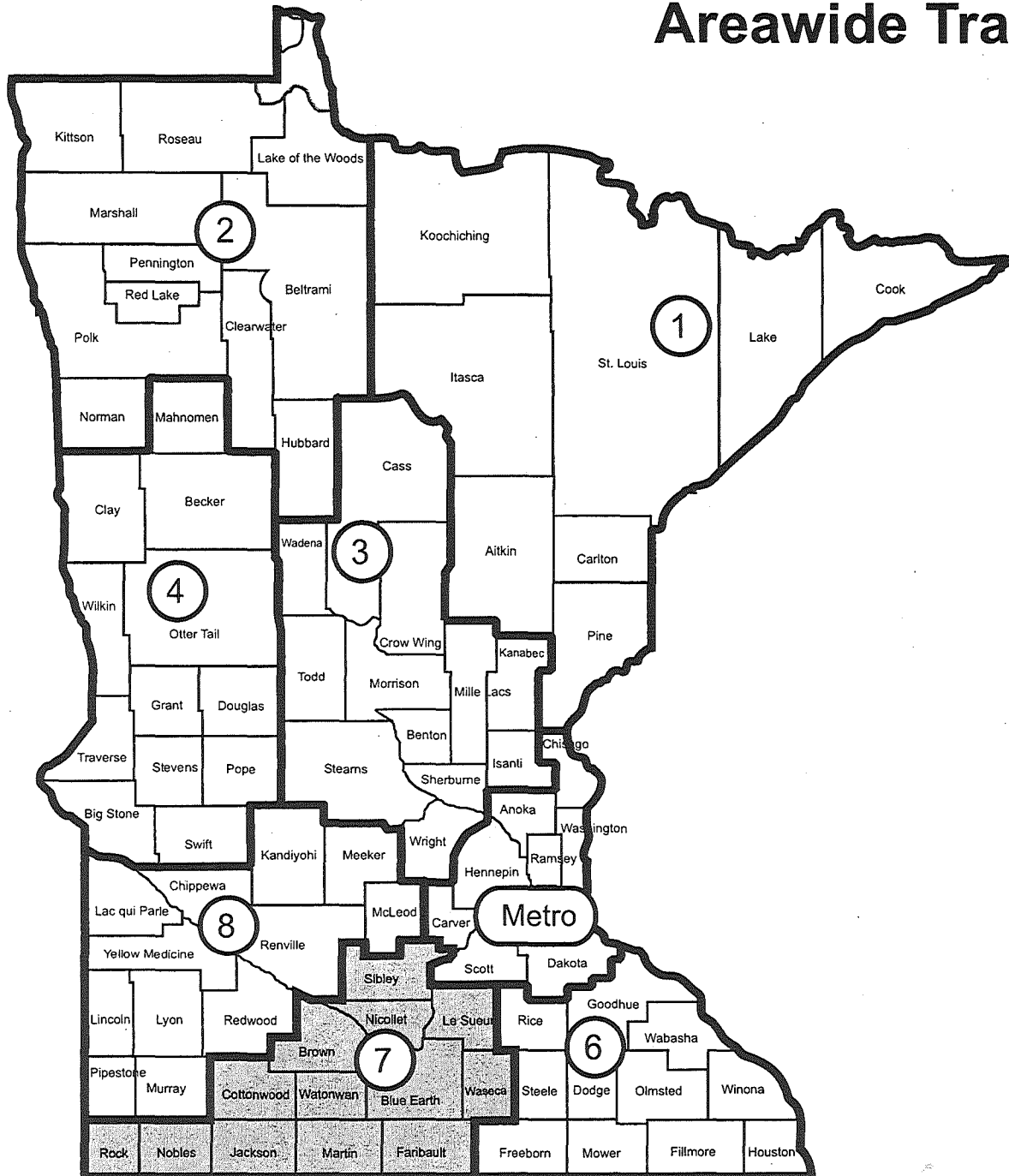
Seq #	Route System	Project Number	Agency	Description	Miles	Program	Type of Work	Proposed Funds	Total	FHWA	AC	FTA	TH	Other
1026	BB	TRS-7284-13A	THREE RIVERS	THREE RIVERS - PURCHASE 1 BUS (CLASS 400)	0.0	TR	PURCHASE BUS	STP	72,000	57,600	0	0	0	14,400
1027	BB	TRS-7284-13B	THREE RIVERS	THREE RIVERS - PURCHASE 1 BUS (CLASS 500)	0.0	TR	PURCHASE BUS	STP	125,000	100,000	0	0	0	25,000
1028	RR	24-00130	FREEBORN COUNTY	UP - INSTALL GATES, CSAH 1, 110TH ST, GORDONSVILLE, FREEBORN CO	0.0	SR	RR X-ING IMPROVEMENTS	RRS	300,000	270,000	0	0	0	30,000
1029	RR	85-00144	WINONA COUNTY	DM&E - INSTALL GATES, RICHLAND AVE, MUN 18, ST CHARLES, WINONA CO	0.0	SR	RR X-ING IMPROVEMENTS	RRS	250,000	225,000	0	0	0	25,000
1030	RR	85-00145	WINONA COUNTY	DM&E - INSTALL GATES, CSAH 34, ST CHARLES, WINONA CO	0.0	SR	RR X-ING IMPROVEMENTS	RRS	250,000	225,000	0	0	0	25,000
1031	CSAH 24	20-624-18	DODGE COUNTY	GRADE & SURFACE FROM DODGE CSAH 22 TO TH 56	3.2	RC	GRADE AND SURFACE	STP	2,500,000	2,000,000	0	0	0	500,000
1032	CSAH 22	24-622-09	FREEBORN COUNTY	BRIDGE AVENUE - RECONSTRUCTION & CONCRETE PAVEMENT BETWEEN I-90 AND FREEBORN CSAH 25	2.8	RC	GRADE AND SURFACE	STP	1,418,000	1,134,500	0	0	0	283,500
1033	TWN 229	25-599-104	GOODHUE COUNTY	TWP 229 REPLACE BR L9473 0.25 MI W OF GOODHUE CSAH 14	0.2	BR	BRIDGE REPLACEMENT	BROS	1,000,000	800,000	0	0	0	200,000
1034	CSAH 8	28-608-13	HOUSTON COUNTY	GRADING & BRIDGE REPLACEMENT FROM THE IOWA LINE TO JCT OF TH 44 AND HOUSTON CSAH 8	3.0	BR	GRADE AND SURFACE	STP	1,592,680	1,274,144	0	0	0	318,536
1035	MUN 12	50-597-07	MOWER COUNTY	MUN 12 REPLACE BR L5011 0.6 MILES EAST OF JCT TH 218	0.2	BR	BRIDGE REPLACEMENT	BROS	400,000	320,000	0	0	0	80,000
1036	CSAH 45	66-645-07	RICE COUNTY	RECONSTRUCTION FROM RICE CSAH 15 TO APPROXIMATELY 2.25 MILES NORTH	2.3	RC	GRADE AND SURFACE	STP	1,000,000	800,000	0	0	0	200,000
1037	CSAH 30	79-630-15	WABASHA COUNTY	MILL & OVERLAY FROM NORTH INTERSECTION OF TH 61 TO NORTH INTERSECTION OF WABASHA CSAH 24	3.7	RS	MILL AND OVERLAY	STP	1,400,000	1,120,000	0	0	0	280,000
1038	PED/BIKE	92-090-47	DNR	MILL TOWNS TRAIL - BRIDGE	0.1	EN	ENHANCEMENT	TEA	665,000	532,000	0	0	0	133,000
1039	PED/BIKE	104-090-06	AUSTIN	NATURE CENTER TRAIL - PHASE III	0.7	EN	ENHANCEMENT	TEA	270,490	216,392	0	0	0	54,098
1040	MUN 33	104-133-02	AUSTIN	14TH AVE NE GRADE & SURFACE FROM 4TH STREET TO 8TH STREET	0.3	RC	GRADE AND SURFACE	STP	750,000	600,000	0	0	0	150,000
1041	MUN	159-106-18	ROCHESTER	2ND ST SW CONCRETE PAVEMENT FROM 11TH AVENUE SW TO 6TH AVENUE SW	0.4	RS	CONCRETE OVERLAY	STP	3,500,000	2,500,000	0	0	0	1,000,000
1042	MUN	159-123-07	ROCHESTER	16TH ST SE CONCRETE PAVEMENT FROM TH 63 TO 3RD AVENUE SE	0.3	RS	CONCRETE OVERLAY	STP	2,200,000	1,100,000	0	0	0	1,100,000

ATP: 6
Fiscal Year: 2013

STIP for FY 2010-2013

Seq #	Route System	Project Number	Agency	Description	Miles	Program	Type of Work	Proposed Funds	Total	FHWA	AC	FTA	TH	Other
1043	TH 14	5501-35AC	MN/DOT	HEAVY BIT OVERLAY, CSAH 5 (BYRON) TO TH 52 (AC PAYBACK, 1 of 1)	16.1	RS	BITUMINOUS OVERLAY	NHS	4,000,000	4,000,000	0	0	0	0
1044	TH 14	8501-61	MN/DOT	BITUMINOUS MILL & OVERLAY FROM W JCT TH 74 TO TH 61	21.9	RS	MILL AND OVERLAY	NHS	6,300,000	5,040,000	0	0	1,260,000	0
1045	TH 19	2503-30	MN/DOT	**ELLA** BITUMINOUS RECLAMATION, 0.4 MI E ALMOND ST (CANNON FALLS) TO TH 61	15.6	RD	BITUMINOUS RECLAMATION	STP	5,017,000	4,013,600	0	0	1,003,400	0
1046	TH 44	2308-26	MN/DOT	BITUMINOUS MILL & OVERLAY, JCT TH 52 TO E CITY LIMITS OF SPRING GROVE (AC PROJECT - PAYBACK IN 2014)	13.3	RS	MILL AND OVERLAY	STP	600,000	0	2,400,000	0	600,000	0
1047	TH 44	2804-33	MN/DOT	**ELLA**BITUMINOUS MILL & OVERLAY, HOUSTON CSAH 12 (CALEDONIA) TO BUTTERFIELD RD (HOKAH)	12.6	RS	MILL AND OVERLAY	STP	3,813,068	3,050,454	0	0	762,614	0
1048	TH 52	8826-47	MN/DOT	STAGE 2 - ACCESS MANAGEMENT & AT-GRADE INTERSECTION SAFETY -IMPROVEMENTS - OLMSTED & GOODHUE CO (AC PROJECT - PAYBACK IN 2014)	31.3	SC	GRADE AND SURFACE	STP	3,676,954	2,901,563	200,000	0	775,391	0
1049	TH 56	2006-27	MN/DOT	W CONCORD TO KENYON - BITUMINOUS RECLAMATION	9.4	RD	BITUMINOUS RECLAMATION	STP	3,400,000	2,720,000	0	0	680,000	0
1050	TH 60	6606-33	MN/DOT	REPLACE BR 6639 OVER CROCKERS CK PLUS APPROACH CONST - 0.9 MI E OF I-35 -FARIBAULT	0.0	BR	BRIDGE REPLACEMENT	STP	2,648,000	2,118,400	0	0	529,600	0
1051	TH 61	2513-86	MN/DOT	BRIDGE 9450 - OVER NYMPHARA LANE	0.0	BR	BRIDGE REPLACEMENT	NHS	3,500,000	2,800,000	0	0	700,000	0
1052	TH 61	7904-40AC	MN/DOT	REPLACE BR 6461 OVER EAST INDIAN CREEK - 1.3 MI NW OF JCT TH 74 (AC PAYBACK, 1 of 1)	0.0	BR	BRIDGE REPLACEMENT	NHS	1,000,000	1,000,000	0	0	0	0
1053	I 90	8580-149	MN/DOT	**BR08** **ELLA** DRESBACH BR 9320 OVER MISSISSIPPI RIVER - BRIDGE REHABILITATION - BOND FUNDS	0.3	BR	BRIDGE REPLACEMENT	BF	97,000,000	22,000,000	53,000,000	0	0	75,000,000
1054	TH 247	5512-08	MN/DOT	BITUMINOUS MILL & OVERLAY, JCT TH 63 TO JCT TH 42 (AC PROJECT - PAYBACK IN 2014)	12.6	RS	MILL AND OVERLAY	STP	600,000	0	2,400,000	0	600,000	0
1055	TH 999	8806-RW-13	MN/DOT	DISTRICTWIDE SETASIDES - RW - 2013	0.0	RW	RIGHT OF WAY	SF	14,293,358	0	0	0	14,293,358	0
1056	TH 999	8806-SAS-13	MN/DOT	DISTRICTWIDE SETASIDES - 2013	0.0	CA	MISCELLANEOUS	STP SF	15,140,272	12,112,218	0	0	3,028,054	0
1057	LOCAL 999	8806-SHL-13	LOCAL	HSIP/HRRR SETASIDE - LOCAL - 2013	0.0	SH	SAFETY TARGET	HSIP	1,588,236	1,429,413	0	0	0	158,823
1058	TH 999	8806-SHS-13	MN/DOT	HSIP/HRRR SETASIDE - MN/DOT - 2013	0.0	SH	SAFETY TARGET	HSIP	1,000,000	900,000	0	0	100,000	0
									\$198,897,855	\$78,001,084	\$58,000,000	\$6,703,071	\$24,332,417	\$89,861,283

Areawide Transportation Partnership (ATP) Boundaries



DISTRICT 7

Transportation District Engineer

Jim Swanson

(507) 304-6101

501 S. Victory Drive

Mankato, Minnesota 56001-5302

General Information: (507) 304-6100

1-800-657-3747

FAX: (507) 304-6119

ATP: 7
Fiscal Year: 2010
STIP for FY 2010-2013

Seq #	Route System	Project Number	Agency	Description	Miles	Program	Type of Work	Proposed Funds	Total	FHWA	AC	FTA	TH	Other
1059	BB	TRF-0014-10	MNDOT	SECT 5311: COTTONWOOD CO TRANSIT OPERATING ASSISTANCE	0.0	OB	OPERATE BUS	FTA	129,574	0	0	38,646	0	90,928
1060	BB	TRF-0025-10	MNDOT	SECT 5311: CITY OF LESUEUR TRANSIT OPERATING ASSISTANCE	0.0	OB	OPERATE BUS	FTA	233,089	0	0	79,022	0	154,067
1061	BB	TRF-0028-10	MNDOT	SECT 5311: CITY OF MANKATO TRANSIT OPERATING ASSISTANCE	0.0	OB	OPERATE BUS	FTA	1,285,440	0	0	337,428	0	948,012
1062	BB	TRF-0046-10	MNDOT	SECT 5311: MARTIN CO TRANSIT OPERATING ASSISTANCE	0.0	OB	OPERATE BUS	FTA	493,576	0	0	145,106	0	348,470
1063	BB	TRF-0083-10	MNDOT	SECT 5311: WATONWAN CO TRANSIT OPERATING ASSISTANCE	0.0	OB	OPERATE BUS	FTA	221,553	0	0	56,691	0	164,862
1064	BB	TRF-0280-10	MNDOT	SECT 5311: BROWN CO TRANSIT OPERATING ASSISTANCE	0.0	OB	OPERATE BUS	FTA	618,000	0	0	211,356	0	406,644
1065	BB	TRF-2494-10	MNDOT	SECT 5311: SMOC/NOBLES TRANSIT OPERATING ASSISTANCE	0.0	OB	OPERATE BUS	FTA	295,713	0	0	87,591	0	208,122
1066	BB	TRF-2496-10	MNDOT	SECT 5311: CITY OF ST PETER TRANSIT OPERATING ASSISTANCE	0.0	OB	OPERATE BUS	FTA	249,878	0	0	75,231	0	174,647
1067	BB	TRF-3274-10	MNDOT	SECT 5311: FARIBAULT CO TRANSIT OPERATING ASSISTANCE	0.0	OB	OPERATE BUS	FTA	171,495	0	0	60,358	0	111,137
1068	BB	TRF-3331-10	MNDOT	SECT 5311: ROCK CO TRANSIT OPERATING ASSISTANCE	0.0	OB	OPERATE BUS	FTA	305,601	0	0	88,786	0	216,815
1069	PED/BIKE	17-090-01	COTTONWOOD COUNTY	BIKE/PED TRAIL AROUND MT LAKE IN COTTONWOOD CO (SURFACING)	4.4	EN	PEDESTRIAN BIKE TRAIL	TEA	500,000	400,000	0	0	0	100,000
1070	CSAH 13	17-613-38	COTTONWOOD COUNTY	IN WINDOM, FROM LAKEVIEW AVE TO CSAH 1, GRADING BASE AND SURFACING	9.4	RC	GRADE AND SURFACE	STP	3,410,400	1,000,000	0	0	0	2,410,400
1071	CSAH 6	22-606-16	FARIBAULT COUNTY	REPLACE BR 7161 OVER BLUE EARTH RIVER (AC PROJECT, PAYBACK IN 2011)	0.0	BR	BRIDGE REPLACEMENT	BROS	1,332,000	300,000	490,480	0	0	1,032,000
1072	PED/BIKE	32-090-05	JACKSON COUNTY	DES MOINES RIVER TRAIL TO FORT BELMONT - BIKE TRAIL IN JACKSON CO	1.5	EN	PEDESTRIAN BIKE TRAIL	TEA	176,600	141,280	0	0	0	35,320
1073	PED/BIKE	32-090-08	JACKSON COUNTY	CSAH 14 AND HILLS AVE TO FORT BELLMONT AND DES MOINES RIVER TRAIL IN JACKSON	1.6	EN	PEDESTRIAN BIKE TRAIL	TEA	117,000	93,600	0	0	0	23,400
1074	CSAH 23	32-623-20	JACKSON COUNTY	ASHLEY ST TO CSAH 21 IN JACKSON CO, RECONSTRUCTION	0.7	RC	GRADE AND SURFACE	STP	669,000	534,000	0	0	0	135,000
1075	PED/BIKE	52-090-03	NICOLLET COUNTY	OFF ROAD TRAIL ALONG CSAH 41/MINNEMISHINOMA FALLS AREA	0.3	EN	PEDESTRIAN BIKE TRAIL	TEA	498,000	398,400	0	0	0	99,600

ATP: 7
Fiscal Year: 2010

STIP for FY 2010-2013

Seq #	Route System	Project Number	Agency	Description	Miles	Program	Type of Work	Proposed Funds	Total	FHWA	AC	FTA	TH	Other
1076	CSAH 41	52-641-10	NICOLLET COUNTY	CSAH 41 N OF PROPOSED INTERCHANGE TO CSAH 6 IN NICOLLET CO (AC PROJECT, PAYBACK IN 2011)	0.5	MC	GRADE AND SURFACE	STP	1,172,000	100,000	100,000	0	0	1,072,000
1077	TWN 2	67-599-146	ROCK COUNTY	REPLACE BR I2187 ON TWP 2, OVER KANARANZI CREEK, 1.4 MI E OF CSAH 3	0.0	BR	BRIDGE REPLACEMENT	BROS	487,000	389,600	0	0	0	97,400
1078	CSAH 11	72-070-04	SIBLEY	INTERSECTION OF CSAH 11 AND TH 5 IN GREEN ISLE, INTERSECTION IMPROVEMENT	0.0	SH	GRADE AND SURFACE	HSIP	277,800	250,000	0	0	0	27,800
1079	CSAH 12	72-070-05	SIBLEY	INTERSECTION OF CSAH 12 AND TH 5 ON THE NORTH SIDE OF ARLINGTON, INTERSECTION IMPROVEMENT	0.0	SH	GRADE AND SURFACE	HSIP	166,700	150,000	0	0	0	16,700
1080	CSAH 3	83-070-03	WATONWAN COUNTY	FROM JCT TH 4 & TH 30 TO THE SOUTH JCT CSAH 27, PAVE SHOULDERS AND EDGE LINE RUMBLE STRIPES	1.5	SH	PAVE SHOULDER	HSIP	250,000	225,000	0	0	0	25,000
1081	CSAH 41	150-020-05	NORTH MANKATO	EXTENSION OF ROCKFORD ROAD AND HOWARD DRIVE, FROM CSAH 6 TO CARLSON DR & CARLSON DR FROM CSAH 41 TO CARLSON DR - NEW CONSTRUCTION (FED \$ CAPPED)	0.0	MC	GRADE AND SURFACE	STP	4,340,439	460,000	0	0	0	3,880,439
1082	PED/BIKE	150-020-06	NORTH MANKATO	TRAIL ALONG CSAH 41 - R/W CONNECTION TO MINNEMISHINOMA FALLS	1.3	EN	PEDESTRIAN BIKE TRAIL	TEA	423,000	338,400	0	0	0	84,600
1083	PED/BIKE	165-090-04	ST PETER	TRAIL FROM BROADWAY/GARDNER ST TO NICOLLET/JEFFERSON ST IN THE CITY OF ST PETER	0.0	EN	PEDESTRIAN BIKE TRAIL	TEA	148,050	118,440	0	0	0	29,610
1084	TH 14/15	0804-82	MN/DOT	**ADA**SIGNAL UPGRADES IN NEW ULM FOR ADA COMPLIANCE (ASSOC. 0805-62)	0.0	EN	TRAFFIC SIGNAL REVISION	TEA	250,000	200,000	0	0	50,000	0
1085	TH 14	8103-49AC10	MNDOT	**ELLA** FOUR-LANE EXPANSION FROM CSAH 2 TO WASECA-STEELE CO LINE (YEAR 2 OF 3) GRADING, PAVING AND BRIDGES (AC PAYBACK, 1 OF 2)	17.0	MC	GRADE,SURFACE & BRIDGE	NHS	18,973,213	18,973,213	0	0	0	0
1085	TH 14	8103-49SA	MNDOT	FOUR-LANE EXPANSION FROM CSAH 2 TO WASECA-STEELE CO LINE, FOR SUPPLEMENTAL AGREEMENTS ASSOCIATED TO 8103-49	0.0	MC	GRADE,SURFACE & BRIDGE	NHS	600,000	480,000	0	0	120,000	0
1086	TH 22	5205-32	MNDOT	FROM TH 111 TO CSAH 1, PAVE SHOULDERS AND ADD RUMBLE STRIPES	1.6	SH	PAVE SHOULDER	HSIP	70,246	63,221	0	0	7,025	0
1087	TH 30	0706-25	MNDOT	RECONSTRUCT UTILITIES AND PAVEMENT FROM THE WEST EDGE OF MAPLETON TO JCT TH 22 IN BLUE EARTH CO	1.0	AM	GRADE AND SURFACE	SF	3,564,000	0	0	0	2,714,000	850,000
1088	TH 60	1703-67	MNDOT	**ELLA** FROM WINDOM TO BUTTERFIELD ON TH 60 IN COTTONWOOD CO	18.6	RD	CONCRETE PAVEMENT REHAB	STP	4,789,871	3,777,598	0	0	1,012,273	0
1089	TH 60	5305-58RW	MNDOT	RIGHT OF WAY FOR RECONSTRUCT AS FOUR LANE EXPRESSWAY FROM PAUL AVE TO 1100' PAST CSAH 35	2.5	MC	RIGHT OF WAY	NHS	1,000,000	800,000	0	0	200,000	0

ATP: 7
Fiscal Year: 2010

STIP for FY 2010-2013

Seq #	Route System	Project Number	Agency	Description	Miles	Program	Type of Work	Proposed Funds	Total	FHWA	AC	FTA	TH	Other
1089	TH 60	5305-59RW	MNDOT	RIGHT OF WAY FOR RECONSTRUCT AS FOUR LANE EXPRESSWAY FROM 1100' PAST CSAH 35 TO I90 IN WORTHINGTON	1.0	MC	RIGHT OF WAY	NHS	1,500,000	1,200,000	0	0	300,000	0
1090	I 90	5380-115	MNDOT	**ELLA** EB AND WB I90 OVER TH 60, BRS 53819 AND 53820 REPAIR/PAINTING AND REPAIR BRS 53813 & 53814 OVER TH 266	0.0	BI	BRIDGE REPAIR	STP	3,715,577	3,344,019	0	0	371,558	0
1091	I 90	5380-124	MNDOT	**ELLA** BITUMINOUS ROUT AND SEAL FROM E APPROACH PANEL OF BR 53805 TO 8.75 MI E	0.0	RX	BITUMINOUS ROUT & SEAL	SF	45,970	0	0	0	45,970	0
1092	TH 111	5208-18	MNDOT	FROM NICOLLET TO TH 22, PAVE SHOULDERS AND ADD RUMBLE STRIPES	9.3	SH	PAVE SHOULDER	HSIP	408,310	367,479	0	0	40,831	0
1093	TH 999	8807-RW-10	MNDOT	DISTRICTWIDE SETASIDES - RIGHT OF WAY - 2010	0.0	RW	RIGHT OF WAY	SF	500,000	0	0	0	500,000	0
1094	TH 999	8807-SAS-10	MNDOT	DISTRICTWIDE SETASIDES - 2010	0.0	CA	MISCELLANEOUS	SF	5,600,000	0	0	0	5,600,000	0
									\$58,989,095	\$34,104,250	\$590,480	\$1,180,215	\$10,961,657	\$12,742,973

Seq #	Route System	Project Number	Agency	Description	Miles	Program	Type of Work	Proposed Funds	Total	FHWA	AC	FTA	TH	Other
1095	BB	TRF-0014-11	MNDOT	SECT 5311: COTTONWOOD CO TRANSIT OPERATING ASSISTANCE	0.0	OB	OPERATE BUS	FTA	133,461	0	0	39,805	0	93,656
1096	BB	TRF-0025-11	MNDOT	SECT 5311: CITY OF LESUEUR TRANSIT OPERATING ASSISTANCE	0.0	OB	OPERATE BUS	FTA	240,081	0	0	81,392	0	158,689
1097	BB	TRF-0028-11	MNDOT	SECT 5311: CITY OF MANKATO TRANSIT OPERATING ASSISTANCE	0.0	OB	OPERATE BUS	FTA	1,324,003	0	0	347,551	0	976,452
1098	BB	TRF-0046-11	MNDOT	SECT 5311: MARTIN CO TRANSIT OPERATING ASSISTANCE	0.0	OB	OPERATE BUS	FTA	508,384	0	0	149,460	0	358,924
1099	BB	TRF-0083-11	MNDOT	SECT 5311: WATONWAN CO TRANSIT OPERATING ASSISTANCE	0.0	OB	OPERATE BUS	FTA	228,200	0	0	58,392	0	169,808
1100	BB	TRF-0280-11	MNDOT	SECT 5311: BROWN CO TRANSIT OPERATING ASSISTANCE	0.0	OB	OPERATE BUS	FTA	636,540	0	0	217,697	0	418,843
1101	BB	TRF-2494-11	MNDOT	SECT 5311: SMOC/NOBLES TRANSIT OPERATING ASSISTANCE	0.0	OB	OPERATE BUS	FTA	304,584	0	0	90,219	0	214,365
1102	BB	TRF-2496-11	MNDOT	SECT 5311: CITY OF ST PETER TRANSIT OPERATING ASSISTANCE	0.0	OB	OPERATE BUS	FTA	257,374	0	0	77,488	0	179,886
1103	BB	TRF-3274-11	MNDOT	SECT 5311: FARIBAULT CO TRANSIT OPERATING ASSISTANCE	0.0	OB	OPERATE BUS	FTA	176,640	0	0	62,169	0	114,471
1104	BB	TRF-3331-11	MNDOT	SECT 5311: ROCK CO TRANSIT OPERATING ASSISTANCE	0.0	OB	OPERATE BUS	FTA	314,769	0	0	91,450	0	223,319
1105	BB	TRS-8807-11	MNDOT	TRANSIT SET ASIDE	0.0	TR	PURCHASE BUS	STP	287,500	230,000	0	0	0	57,500
1106	MSAS 255	07-00116	MNDOT	PINE ST IN MANKATO IN BLUE EARTH CO, CROSSING CLOSURE [FED \$ CAPPED]	0.0	SR	RR X-ING IMPROVEMENTS	RRS	250,000	250,000	0	0	0	0
1107	CR 114	07-00119	MNDOT	CO RD 114, BLUE EARTH COUNTY, INSTALL GATES [FED \$ CAPPED] 2.0 MI NE OF LAKE CRYSTAL	0.0	SR	RR X-ING IMPROVEMENTS	RRS	277,778	250,000	0	0	0	27,778
1108	CSAH 6	22-606-16AC	FARIBAULT COUNTY	REPLACE BR 7161 OVER BLUE EARTH RIVER (AC PAYBACK, 1 OF 1)	0.0	BR	BRIDGE REPLACEMENT	BROS	490,480	490,480	0	0	0	0
1109	CSAH 16	22-616-20	FARIBAULT COUNTY	TH 253 (IN FARIBAULT CO) TO FREEBORN CO, BIT OVERLAY & AGGREGATE SHOULDERS (FED \$ CAPPED)	7.2	RS	SURFACING	STP	1,271,000	1,000,000	0	0	0	271,000
1110	PED/BIKE	32-090-07	JACKSON COUNTY	LOON LAKE TRAIL IN JACKSON CO, PHASE 3	1.2	EN	PEDESTRIAN BIKE TRAIL	TEA	203,344	162,675	0	0	0	40,669
1111	CR 62	32-598-12	JACKSON COUNTY	REPLACE BR 89254 OVER W FORK LITTLE SIOUX RIVER IN JACKSON CO	0.0	BR	BRIDGE REPLACEMENT	BROS	295,000	236,000	0	0	0	59,000

ATP: 7
Fiscal Year: 2011
STIP for FY 2010-2013

Seq #	Route System	Project Number	Agency	Description	Miles	Program	Type of Work	Proposed Funds	Total	FHWA	AC	FTA	TH	Other
1112	CSAH 41	52-641-10AC	NICOLLET COUNTY	TH 14 TO CSAH 6 (NICOLLET CO), NEW CONSTRUCTION (FED \$ CAPPED)(AC PAYBACK, 1 OF 1)	0.7	MC	GRADE AND SURFACE	STP	100,000	100,000	0	0	0	0
1113	CSAH 16	67-616-03	ROCK COUNTY	REPLACE BR L2147 OVER ELK CREEK	0.0	BR	BRIDGE REPLACEMENT	BROS	241,900	193,520	0	0	0	48,380
1114	CSAH 27	83-627-20	WATONWAN COUNTY	CSAH 8 TO CSAH 6 (WATONWAN CO), OVERLAY AND PAVEMENT WIDENING (FED \$ CAPPED)	18.6	RS	PAVEMENT WIDENING	STP	1,770,000	1,000,000	0	0	0	770,000
1115	MSAS 126	165-126-05	ST PETER	DAVIS ST TO TH 22 REALIGNMENT OF N WASHINGTON AVE IN ST PETER (NICOLLET CO) (FED \$ CAPPED)	0.0	MC	GRADE AND SURFACE	STP	3,027,172	460,000	0	0	0	2,567,172
1116	TH 4	0801-31	MNDOT	REPLACE BR 6749 OVER LITTLE COTTONWOOD RIVER IN BROWN CO	0.4	BR	BRIDGE REPLACEMENT	STP	2,220,000	1,776,000	0	0	444,000	0
1117	TH 14	8103-49AC2	MNDOT	**ELLA** FOUR-LANE EXPANSION FROM CSAH 2 TO WASEC-STEELE CO LINE (YEAR 3 OF 3) GRADING, PAVING AND BRIDGES (AC PAYBACK, 2 OF 2)	17.0	MC	GRADE,SURFACE & BRIDGE	NHS	12,000,000	12,000,000	0	0	0	0
1118	TH 22	4306-15	MNDOT	FROM N. CITY LIMITS OF GAYLORD TO S. OF JCT. TH 212 IN SIBLEY CO MILL AND OVERLAY	11.5	RS	MILL AND OVERLAY	STP	2,850,000	2,280,000	0	0	570,000	0
1119	TH 59	5304-33	MNDOT	**ELLA** FRONTAGE ROAD ALIGNMENT/SIGNAL AT TH 59 RYAN'S ROAD, WORTHINGTON	0.3	RC	TRAFFIC SIGNAL INST.	STP	525,000	490,000	0	0	35,000	0
1119	TH 59	5304-33L	MNDOT	**ELLA** FRONTAGE ROAD ALIGNMENT/SIGNAL AT TH 59 RYAN'S ROAD, WORTHINGTON (LOCAL SHARE AND MATCH FOR FED \$)(177-118-01)	0.3	RC	TRAFFIC SIGNAL INST.	LF	235,000	0	0	0	0	235,000
1119	TH 59	5304-33S	MNDOT	**ELLA** FRONTAGE ROAD ALIGNMENT/SIGNAL AT TH 59 RYAN'S ROAD, WORTHINGTON	0.3	SH	TRAFFIC SIGNAL INST.	HSIP	250,000	225,000	0	0	25,000	0
1120	TH 60	3204-64	MNDOT	**ELLA** I90 TO WILDER - EB MILL AND OVERLAY	18.9	RS	MILL AND OVERLAY	NHS	5,520,000	4,416,000	0	0	1,104,000	0
1121	TH 60	5305-56	MNDOT	**ELLA** **BP08** RECONSTRUCT AS FOUR LANE EXPRESSWAY FROM 2400' NE OF CSAH 4 TO PAUL AVE IN WORTHINGTON	5.8	MC	GRADE AND SURFACE	BF	30,000,000	0	0	0	0	30,000,000
1122	TH 60	5305-58	MNDOT	**BP08** RECONSTRUCT AS FOUR LANE EXPRESSWAY FROM PAUL AVE TO 1100' PAST CSAH 35	2.5	MC	GRADE AND SURFACE	BF	30,000,000	0	0	0	0	30,000,000
1123	TH 71	1705-11	MNDOT	**ELLA** REPLACE BR 6889 OVER W. FORK OF DES MOINES RIVER 1 MI SE OF JCT TH 71/TH 60	0.3	BR	BRIDGE REPLACEMENT	STP	2,192,000	1,754,000	0	0	438,000	0
1124	I 90	8827-87	MNDOT	PRAIRIE PASSAGE, GRASS PLANTINGS AT 3 I90 REST AREAS	0.0	EN	LANDSCAPING	TEA	405,368	324,294	0	0	81,074	0

ATP: 7
Fiscal Year: 2011

STIP for FY 2010-2013

Seq #	Route System	Project Number	Agency	Description	Miles	Program	Type of Work	Proposed Funds	Total	FHWA	AC	FTA	TH	Other
1125	TH 999	8827-98	MNDOT	MITIGATION OF STORMWATER SEDIMENT RUNOFF - 8 SITES	0.0	EN	MISCELLANEOUS	TEA	365,800	292,640	0	0	73,160	0
1126	TH 999	8827-119	MNDOT	DISTRICTWIDE RUMBLE STRIPES	0.0	SH	MISCELLANEOUS	HSIP	478,556	430,700	0	0	47,856	0
1127	TH 999	8807-RW-11	MNDOT	DISTRICTWIDE SETASIDES - RIGHT OF WAY - 2011	0.0	RW	RIGHT OF WAY	SF	4,000,000	0	0	0	4,000,000	0
1128	TH 999	8807-SAS-11	MNDOT	DISTRICTWIDE SETASIDES - 2011	0.0	CA	MISCELLANEOUS	SF	7,000,000	0	0	0	7,000,000	0
1129	LOCAL 999	8807-SHL-11	LOCAL	SETASIDE FOR LOCAL HSIP PROJECTS	0.0	SH	SAFETY TARGET	HSIP	804,444	724,000	0	0	0	80,444
									\$111,184,378	\$29,085,309	\$0	\$1,215,623	\$13,818,090	\$67,065,356

ATP: 7
Fiscal Year: 2012

STIP for FY 2010-2013

Seq #	Route System	Project Number	Agency	Description	Miles	Program	Type of Work	Proposed Funds	Total	FHWA	AC	FTA	TH	Other
1130	BB	TRF-0014-12	MNDOT	SECT 5311: COTTONWOOD CO TRANSIT OPERATING ASSISTANCE	0.0	OB	OPERATE BUS	FTA	137,465	0	0	40,999	0	96,466
1131	BB	TRF-0025-12	MNDOT	SECT 5311: CITY OF LESUEUR TRANSIT OPERATING ASSISTANCE	0.0	OB	OPERATE BUS	FTA	247,284	0	0	83,834	0	163,450
1132	BB	TRF-0028-12	MNDOT	SECT 5311: CITY OF MANKATO TRANSIT OPERATING ASSISTANCE	0.0	OB	OPERATE BUS	FTA	1,363,723	0	0	357,977	0	1,005,746
1133	BB	TRF-0046-12	MNDOT	SECT 5311: MARTIN CO TRANSIT OPERATING ASSISTANCE	0.0	OB	OPERATE BUS	FTA	523,634	0	0	153,943	0	369,691
1134	BB	TRF-0083-12	MNDOT	SECT 5311: WATONWAN CO TRANSIT OPERATING ASSISTANCE	0.0	OB	OPERATE BUS	FTA	235,046	0	0	60,144	0	174,902
1135	BB	TRF-0280-12	MNDOT	SECT 5311: BROWN CO TRANSIT OPERATING ASSISTANCE	0.0	OB	OPERATE BUS	FTA	655,637	0	0	224,228	0	431,409
1136	BB	TRF-2494-12	MNDOT	SECT 5311: SMOC/NOBLES TRANSIT OPERATING ASSISTANCE	0.0	OB	OPERATE BUS	FTA	313,722	0	0	92,926	0	220,796
1137	BB	TRF-2496-12	MNDOT	SECT 5311: CITY OF ST PETER TRANSIT OPERATING ASSISTANCE	0.0	OB	OPERATE BUS	FTA	265,096	0	0	79,813	0	185,283
1138	BB	TRF-3274-12	MNDOT	SECT 5311: FARIBAUT CO TRANSIT OPERATING ASSISTANCE	0.0	OB	OPERATE BUS	FTA	181,939	0	0	64,034	0	117,905
1139	BB	TRF-3331-12	MNDOT	SECT 5311: ROCK CO TRANSIT OPERATING ASSISTANCE	0.0	OB	OPERATE BUS	FTA	324,212	0	0	94,193	0	230,019
1140	BB	TRS-8807-12	MNDOT	TRANSIT SET ASIDE	0.0	TR	PURCHASE BUS	STP	400,000	320,000	0	0	0	80,000
1141	CSAH 13	22-00114	MNDOT	430TH AVE IN DELAVAN, FARIBAUT COUNTY, INSTALL GATES [FED \$ CAPPED]	0.0	SR	RR X-ING IMPROVEMENTS	RRS	177,778	160,000	0	0	0	17,778
1142	CSAH 21	22-00115	MNDOT	510TH AVE 2 MI E OF EASTON, FARIBAUT COUNTY, INSTALL GATES [FED \$ CAPPED]	0.0	SR	RR X-ING IMPROVEMENTS	RRS	177,778	160,000	0	0	0	17,778
1143	CSAH 12	07-612-13	BLUE EARTH COUNTY	CSAH 12 FROM CSAH 3 TO CSAH 17, CONSTRUCT NEW ROAD	2.0	MC	GRADE AND SURFACE	STP	17,600,000	1,426,000	0	0	0	16,174,000
1144	TWN 183	32-599-89	JACKSON COUNTY	0.3 MI NORTH OF CSAH 18 (JACKSON CO), REPLACE BR 2628 (AC PAYBACK IN 2013) FED \$ CAPPED	0.0	BR	BRIDGE REPLACEMENT	BROS	435,000	150,000	198,000	0	0	285,000
1145	CSAH 29	32-629-42	JACKSON COUNTY	CSAH 8 TO CSAH 14 (JACKSON CO), OVERLAY AND SHOULDER WORK (FED \$ CAPPED)	4.0	RS	BITUMINOUS OVERLAY	STP	2,437,700	1,326,500	0	0	0	1,111,200
1146	PED/BIKE	53-610-08	NOBLES COUNTY	ALONG CSAH 10 FROM INT. OF CSAH 10 & CSAH 35 TO 1.47 MI SOUTH (OLSON PARK), CONSTRUCT WEST WORTHINGTON TRAIL FOR PEDS AND BIKES (FED \$ CAPPED)	1.5	EN	PEDESTRIAN BIKE TRAIL	TEA	729,997	400,000	0	0	0	329,997

ATP: 7
Fiscal Year: 2012

STIP for FY 2010-2013

Seq #	Route System	Project Number	Agency	Description	Miles	Program	Type of Work	Proposed Funds	Total	FHWA	AC	FTA	TH	Other
1147	CSAH 8	67-608-09	ROCK COUNTY	0.2 MI WEST OF CSAH 3 (ROCK CO), REPLACE BR 92760 (FED \$ CAPPED)	0.0	BR	BRIDGE REPLACEMENT	BROS	348,000	200,000	0	0	0	148,000
1148	PED/BIKE	72-090-01	SIBLEY	GAYLORD TRAIL, PHASE II AROUND CITY STORM POND TO TH 5/19 AND TO LINCOLN AVE THEN TO S EDGE GAME PROTECTIVE LEAGUE	2.0	EN	PEDESTRIAN BIKE TRAIL	TEA	438,970	260,130	0	0	0	178,840
1149	PED/BIKE	177-090-05	WORTHINGTON	FROM CENNTENIAL PARK AT THE INT OF CSAH 25 & CSAH 35 TO WORTHINGTON MIDDLE SCHOOL AT THE INT OF CSAH 10 & CSAH 35, CONSTRUCT WORTHINGTON TRAIL FOR PEDS AND BIKES	0.8	EN	PEDESTRIAN BIKE TRAIL	TEA	491,290	342,200	0	0	0	149,090
1150	MSAS 111	177-111-02	WORTHINGTON	IN THE CITY OF WORTHINGTON ON COLLEGEWAY FROM THOMPSON AVE TO CSAH 10 (NOBLES CO), RECONSTRUCT	0.4	RC	GRADE AND SURFACE	STP	761,030	493,000	0	0	0	268,030
1151	TH 4	8302-33	MNDOT	7.2 MI N. OF ST JAMES OVER WATONWAN RIVER & 5.9 MI N. OF ST JAMES OVER DITCH (WATONWAN CO), REPLACE BRS 8832, 6762, 6786	1.6	BR	BRIDGE REPLACEMENT	STP	2,340,000	1,872,000	0	0	468,000	0
1152	TH 14	8103-56	MNDOT	**ELLA** FROM CSAH 2 WEST OF WASECA TO TH 13 AND TH13 TO WASECA/STEELE COUNTY LINE, FINAL SEEDING	17.0	RB	LANDSCAPING	NHS	350,000	280,000	0	0	70,000	0
1153	TH 15	4603-42	MNDOT	IOWA BORDER TO SOUTH LIMITS OF CITY OF FAIRMONT, MILL AND OVERLAY	9.5	RS	MILL AND OVERLAY	STP	3,540,000	2,832,000	0	0	708,000	0
1154	TH 22	0704-86	MNDOT	**ELLA** BANK STABILIZATION ALONG LE SUEUR RIVER IN BLUE EARTH CO	0.0	DR	EROSION REPAIR	SF	650,000	0	0	0	650,000	0
1155	TH 30	0705-19	MNDOT	**ELLA** FROM THE BLUE EARTH/WATONWAN COUNTY LINE TO THE BLUE EARTH RIVER, CONCRETE PAVEMENT REHAB (TIED 0708-34)	8.5	RD	BITUMINOUS OVERLAY	STP	1,400,000	1,120,000	0	0	280,000	0
1156	TH 30	1702-10	MNDOT	**ELLA** 8.7 MI E. OF JCT TH 71 OVER WATONWAN RIVER, W. OF DARFUR IN COTTONWOOD CO, REPLACE BR 5834	0.0	BR	BRIDGE REPLACEMENT	SF	910,000	0	0	0	910,000	0
1157	TH 60	0708-34	MNDOT	** ELLA** IN LAKE CRYSTAL FROM 0.4 MI W OF S JCT CSAH 20 TO 0.3 MI E OF N JCT CSAH 20, CONCRETE REHAB (TIED 0705-19)	1.6	RD	CONCRETE PAVEMENT REHAB	NHS	780,000	624,000	0	0	156,000	0
1158	TH 60	5305-59	MNDOT	**BPO8** RECONSTRUCT AS FOUR LANE EXPRESSWAY FROM 1100' PAST CSAH 35 TO I90 IN WORTHINGTON	1.0	MC	GRADE AND SURFACE	BF	40,000,000	0	0	0	0	40,000,000
1159	TH 75	5905-26	MNDOT	ROCK/PIPESTONE COUNTY PRAIRIE PASSAGE PLANTING, FROM THE CSAH 20 TO CSAH 9, ALONG TH 75	2.5	EN	LANDSCAPING	TEA	215,644	172,515	0	0	43,129	0
1160	TH 83	0711-26	MNDOT	**ELLA** FROM JCT. TH 30 TO TH 22, RECLAIM, MILL & OVERLAY	23.4	RD	BITUMINOUS RECLAMATION	STP	8,510,000	6,808,000	0	0	1,702,000	0

ATP: 7**Fiscal Year: 2012****STIP for FY 2010-2013**

Seq #	Route System	Project Number	Agency	Description	Miles	Program	Type of Work	Proposed Funds	Total	FHWA	AC	FTA	TH	Other
1161	TH 169	0708-35	MNDOT	FROM CO RD 115 (CRAY CORNER) TO NORTH STAR BRIDGE IN MANKATO, MILL AND OVERLAY	7.5	RS	MILL AND OVERLAY	STP	7,180,000	5,744,000	0	0	1,436,000	0
1162	TH 258	0809-12	MNDOT	REPLACE BR 6535 OVER COTTONWOOD RIVER, 2.2 MI S OF JCT TH 14 NEAR COMFREY	9.5	BR	BRIDGE REPLACEMENT	STP	2,530,000	2,024,000	0	0	506,000	0
1163	TH 270	6706-13	MNDOT	**ELLA** 1.2 MI E. OF HILLS OVER MUD CREEK IN ROCK CO, REPLACE BR 6821	0.0	BR	BRIDGE REPLACEMENT	STP	1,070,000	856,000	0	0	214,000	0
1164	TH 999	8807-RW-12	MNDOT	DISTRICTWIDE SETASIDES - RIGHT OF WAY - 2012	0.0	RW	RIGHT OF WAY	SF	4,000,000	0	0	0	4,000,000	0
1165	TH 999	8807-SAS-12	MNDOT	DISTRICTWIDE SETASIDES - 2012	0.0	CA	MISCELLANEOUS	SF	9,000,000	1,600,000	0	0	7,400,000	0
1166	LOCAL 999	8807-SHL-12	LOCAL	SETASIDE FOR LOCAL HSIP PROJECTS	0.0	SH	SAFETY TARGET	HSIP	804,444	724,000	0	0	0	80,444
1167	TH 999	8807-SHS-12	MNDOT	DISTRICTWIDE SETASIDES - MNDOT HSIP PROJECTS	0.0	SH	SAFETY TARGET	HSIP	478,556	430,700	0	0	47,856	0
									\$112,003,945	\$30,325,045	\$198,000	\$1,252,091	\$18,590,985	\$61,835,824

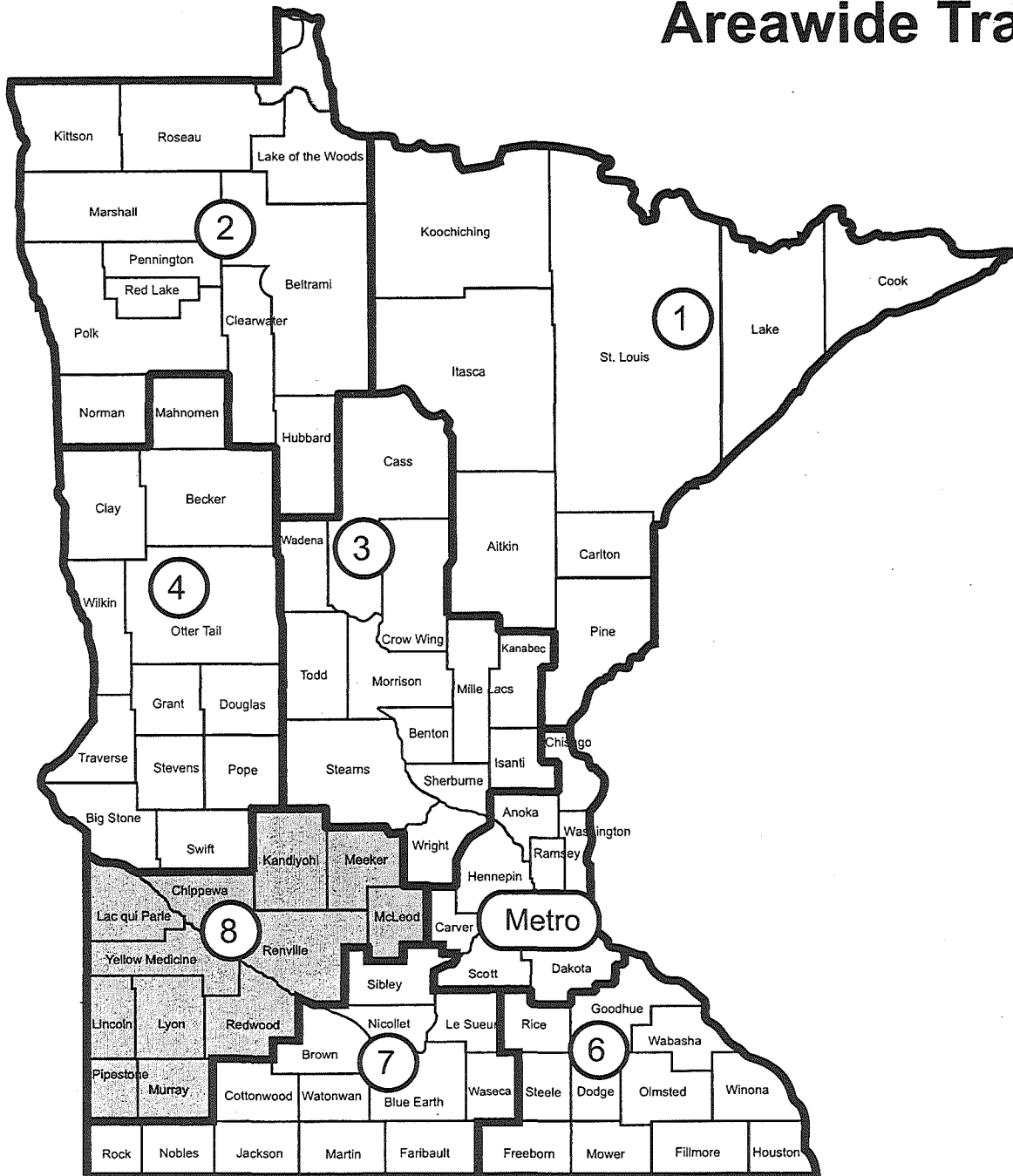
Seq #	Route System	Project Number	Agency	Description	Miles	Program	Type of Work	Proposed Funds	Total	FHWA	AC	FTA	TH	Other
1168	BB	TRF-0014-13	MNDOT	SECT 5311: COTTONWOOD CO TRANSIT OPERATING ASSISTANCE	0.0	OB	OPERATE BUS	FTA	141,589	0	0	42,229	0	99,360
1169	BB	TRF-0025-13	MNDOT	SECT 5311: CITY OF LESUEUR TRANSIT OPERATING ASSISTANCE	0.0	OB	OPERATE BUS	FTA	254,703	0	0	86,349	0	168,354
1170	BB	TRF-0028-13	MNDOT	SECT 5311: CITY OF MANKATO TRANSIT OPERATING ASSISTANCE	0.0	OB	OPERATE BUS	FTA	1,404,635	0	0	368,717	0	1,035,918
1171	BB	TRF-0046-13	MNDOT	SECT 5311: MARTIN CO TRANSIT OPERATING ASSISTANCE	0.0	OB	OPERATE BUS	FTA	539,344	0	0	158,562	0	380,782
1172	BB	TRF-0083-13	MNDOT	SECT 5311: WATONWAN CO TRANSIT OPERATING ASSISTANCE	0.0	OB	OPERATE BUS	FTA	242,097	0	0	61,948	0	180,149
1173	BB	TRF-0280-13	MNDOT	SECT 5311: BROWN CO TRANSIT OPERATING ASSISTANCE	0.0	OB	OPERATE BUS	FTA	675,305	0	0	230,954	0	444,351
1174	BB	TRF-2494-13	MNDOT	SECT 5311: SMOC/NOBLES TRANSIT OPERATING ASSISTANCE	0.0	OB	OPERATE BUS	FTA	323,133	0	0	95,713	0	227,420
1175	BB	TRF-2496-13	MNDOT	SECT 5311: CITY OF ST PETER TRANSIT OPERATING ASSISTANCE	0.0	OB	OPERATE BUS	FTA	273,048	0	0	82,207	0	190,841
1176	BB	TRF-3274-13	MNDOT	SECT 5311: FARIBAULT CO TRANSIT OPERATING ASSISTANCE	0.0	OB	OPERATE BUS	FTA	187,397	0	0	65,955	0	121,442
1177	BB	TRF-3331-13	MNDOT	SECT 5311: ROCK CO TRANSIT OPERATING ASSISTANCE	0.0	OB	OPERATE BUS	FTA	333,939	0	0	97,019	0	236,920
1178	BB	TRS-8807-13	MNDOT	TRANSIT SET ASIDE	0.0	TR	PURCHASE BUS	STP	400,000	320,000	0	0	0	80,000
1179	CSAH 4	22-604-13	FARIBAULT COUNTY	0.6 MI E OF JCT TH 169, REPLACE BRIDGE 92291	0.0	BR	BRIDGE REPLACEMENT	BROS	535,500	428,400	0	0	0	107,100
1180	TWN 183	32-599-89AC	JACKSON COUNTY	0.3 MI NORTH OF CSAH 18 (JACKSON CO), REPLACE BR 2628 (AC PAYBACK 1 OF 1)	0.0	BR	BRIDGE REPLACEMENT	BROS	198,000	198,000	0	0	0	0
1181	CSAH 29/2	40-629-06	LE SUEUR COUNTY	FROM CSAH 28 TO TH 13/21, WIDEN PAVEMENT AND OVERLY, CIR & TILE	5.5	RD	MILL AND OVERLAY	STP	1,424,000	1,326,000	0	0	0	98,000
1182	CITY	150-020-05	NORTH MANKATO	EXTENSION OF ROCKFORD ROAD AND HOWARD DRIVE, FROM CSAH 6 TO CARLSON DR & CARLSON DR FROM CSAH 41 TO CARLSON DR - NEW CONSTRUCTION	0.0	MC	GRADE AND SURFACE	STP	6,300,000	576,000	0	0	0	5,724,000
1183	TH 13	8102-25	MNDOT	FROM 4TH ST NW TO 375TH AVE IN WASECA, MILL & OVERLAY	1.7	RS	MILL AND OVERLAY	SF	855,000	0	0	0	855,000	0
1184	TH 22	5205-31	MNDOT	4.4 MI NW OF TH 169 AT ST PETER, REHAB BR 4014	0.0	BI	BRIDGE REPAIR	SF	788,000	0	0	0	788,000	0

ATP: 7
Fiscal Year: 2013

STIP for FY 2010-2013

Seq #	Route System	Project Number	Agency	Description	Miles	Program	Type of Work	Proposed Funds	Total	FHWA	AC	FTA	TH	Other
1185	TH 30	0705-21	MNDOT	FROM TH 15 TO 3 MI E & TH 169 TO 1.4 MI W, MILL & OVERLAY	4.3	RS	MILL AND OVERLAY	STP	1,830,000	1,464,000	0	0	366,000	0
1186	TH 30	8307-09	MNDOT	FROM DARFUR TO TH 4, MILL & OVERLAY	9.9	RS	MILL AND OVERLAY	STP	2,970,000	2,376,000	0	0	594,000	0
1187	TH 60	8308-44	MNDOT	FROM 3.554 MI E OF THE WATONWAN COUNTY LINE TO WEST OF ST JAMES	5.2	MC	GRADE AND SURFACE	NHS	10,000,000	8,000,000	0	0	2,000,000	0
1188	TH 68	0710-30	MNDOT	0.1 MI W OF JCT TH 169 AT MANKATO, REPLACE BRIDGE 55113	0.0	BR	BRIDGE REPLACEMENT	STP	936,000	749,000	0	0	187,000	0
1189	TH 75	5905-23	MNDOT	0.9 MI SOUTH OF TROSKY, REPLACE BRIDGE 8363	0.0	BR	BRIDGE REPLACEMENT	STP	456,000	365,000	0	0	91,000	0
1190	TH 75	5905-24	MNDOT	2.5 MI SOUTH OF TROSKY, REPLACE BRIDGE 6315	0.0	BR	BRIDGE REPLACEMENT	STP	1,054,000	843,000	0	0	211,000	0
1191	TH 86	3207-09	MNDOT	FROM THE IOWA BORDER TO I90, MILL & OVERLAY	9.7	RS	MILL AND OVERLAY	STP	2,440,000	1,952,000	0	0	488,000	0
1192	TH 169	2207-32	MNDOT	**ELLA** RECONSTRUCT IN BLUE EARTH (FARIBAULT CO) FROM S LIMITS AT 14TH ST N TO JCT CSAH 6	3.5	MC	GRADE AND SURFACE	STP	6,300,000	5,040,000	0	0	1,260,000	0
1193	TH 999	8827-97	MNDOT	VARIOUS BRIDGES ON TH 22 & I 90, BRIDGE PAINTING	0.0	BI	PAINT BRIDGE	STP	1,711,000	1,369,000	0	0	342,000	0
1194	LOCAL 999	8807-EN-13	LOCAL	SETASIDE FOR ENHANCEMENT PROJECTS - 2013	0.0	EN	ENHANCEMENT	TEA	1,125,000	900,000	0	0	0	225,000
1195	LOCAL 999	8807-RRS-13	MNDOT	SETASIDE FOR LOCAL OR MNDOT RAIL SAFETY PROJECTS - 2013	0.0	SR	RAILROAD AGREEMENT	RRS	356,000	320,000	0	0	0	36,000
1196	TH 999	8807-RW-13	MNDOT	DISTRICTWIDE SETASIDES - RIGHT OF WAY - 2013	0.0	RW	RIGHT OF WAY	SF	2,000,000	0	0	0	2,000,000	0
1197	TH 999	8807-SAS-13	MNDOT	DISTRICTWIDE SETASIDES - 2013	0.0	CA	MISCELLANEOUS	SF STP	11,300,000	4,240,000	0	0	7,060,000	0
1198	LOCAL 999	8807-SHL-13	LOCAL	SETASIDE FOR LOCAL HSIP PROJECTS - 2013	0.0	SH	ENHANCEMENT	HSIP	804,000	724,000	0	0	0	80,000
1199	TH 999	8807-SHS-13	MNDOT	DISTRICTWIDE SETASIDES - MNDOT HSIP PROJECTS	0.0	SH	SAFETY TARGET	HSIP	490,000	441,000	0	0	49,000	0
1200	LOCAL 999	8807-STP-13	LOCAL	DISTRICTWIDE SETASIDE -STP (LOCAL) - 2013	0.0	RD	MISCELLANEOUS	STP	1,326,000	1,326,000	0	0	0	0
									\$59,973,690	\$32,957,400	\$0	\$1,289,653	\$16,291,000	\$9,435,637

Areawide Transportation Partnership (ATP) Boundaries



DISTRICT 8

Transportation District Engineer

Jon Huseby

(320) 231-5497

2505 Transportation Road

Willmar, Minnesota 56201

General Information: (320) 231-5195

1-800-657-3792

FAX: (320) 214-6305

ATP: 8
Fiscal Year: 2010
STIP for FY 2010-2013

Seq #	Route System	Project Number	Agency	Description	Miles	Program	Type of Work	Proposed Funds	Total	FHWA	AC	FTA	TH	Other
1201	BB	TRF-0026-10	MNDOT	SECT 5311: LINCOLN CO TRANSIT OPERATING ASSISTANCE	0.0	OB	OPERATE BUS	FTA	174,894	0	0	59,081	0	115,813
1202	BB	TRF-0032-10	MNDOT	SECT 5311: CITY OF MONTEVIDEO TRANSIT OPERATING ASSISTANCE	0.0	OB	OPERATE BUS	FTA	124,424	0	0	42,653	0	81,771
1203	BB	TRF-1738-10	MNDOT	SECT 5311: PRAIRIE FIVE CAC TRANSIT OPERATING ASSISTANCE	0.0	OB	OPERATE BUS	FTA	657,758	0	0	154,015	0	503,743
1204	BB	TRF-2387-10	MNDOT	SECT 5311: WESTERN COMMUNITY ACTION, INC TRANSIT OPERATING ASSISTANCE	0.0	OB	OPERATE BUS	FTA	1,192,534	0	0	286,875	0	905,659
1205	BB	TRF-2486-10	MNDOT	SECT 5311: CITY OF DAWSON TRANSIT OPERATING ASSISTANCE	0.0	OB	OPERATE BUS	FTA	87,344	0	0	28,583	0	58,761
1206	BB	TRF-2488-10	MNDOT	SECT 5311: CITY OF GRANITE FALLS TRANSIT OPERATING ASSISTANCE	0.0	OB	OPERATE BUS	FTA	97,438	0	0	26,962	0	70,476
1207	BB	TRF-3312-10	MNDOT	SECT 5311: MEEKER CO TRANSIT OPERATING ASSISTANCE	0.0	OB	OPERATE BUS	FTA	395,520	0	0	90,196	0	305,324
1208	BB	TRF-3316-10	MNDOT	SECT 5311: PIPESTONE CO TRANSIT OPERATING ASSISTANCE	0.0	OB	OPERATE BUS	FTA	300,129	0	0	93,660	0	206,469
1209	BB	TRF-3325-10	MNDOT	SECT 5311: MURRAY CO TRANSIT OPERATING ASSISTANCE	0.0	OB	OPERATE BUS	FTA	99,086	0	0	28,663	0	70,423
1210	BB	TRF-3339-10	MNDOT	SECT 5311: RENVILLE CO TRANSIT OPERATING ASSISTANCE	0.0	OB	OPERATE BUS	FTA	311,472	0	0	62,801	0	248,671
1211	BB	TRF-7311-10	MNDOT	SECT 5311: TRAILBLAZER TRANSIT OPERATING ASSISTANCE	0.0	OB	OPERATE BUS	FTA	1,087,680	0	0	287,153	0	800,527
1212	BB	TRF-7340-10	MNDOT	SECT 5311: KANDIYOHI CO TRANSIT OPERATING ASSISTANCE	0.0	OB	OPERATE BUS	FTA	1,030,000	0	0	323,336	0	706,664
1213	BB	TRS-2387-10T	MNDOT	WESTERN COMMUNITY ACTION, PURCHASE 1 BUS (CLASS 400)	0.0	TR	PURCHASE BUS	STP	66,000	52,800	0	0	0	13,200
1214	RR	42-00122	MNDOT	INSTALL GATES AT CSAH 16 & 160TH ST NEAR RUSSEL	0.0	SR	RR X-ING IMPROVEMENTS	RRS	200,000	180,000	0	0	0	20,000
1215	RR	59-00114	MNDOT	INSTALL GATES AT CSAH 33 & 13TH ST SW	0.0	SR	RR X-ING IMPROVEMENTS	RRS	200,000	180,000	0	0	0	20,000
1216	LOCAL 999	34-060-05	KANDIYOHI COUNTY	GLACIAL RIDGE TRAIL-INTERPRETIVE SIGNING AND KIOSKS	0.0	PL	PLANNING	SB	108,775	87,029	0	0	0	21,746
1217	CSAH 13	41-613-22AC	LINCOLN COUNTY	MN/SD STATE LINE TO LINCOLN CSAH 7, BIT OVERLAY & AGG SHOULDERS (AC PAYBACK, 1 of 1)	15.1	RS	BITUMINOUS PAVEMENT	STP	383,503	383,503	0	0	0	0

ATP: 8
Fiscal Year: 2010

STIP for FY 2010-2013

Seq #	Route System	Project Number	Agency	Description	Miles	Program	Type of Work	Proposed Funds	Total	FHWA	AC	FTA	TH	Other
1218	CSAH 3	42-603-21	LYON COUNTY	GRADING, AGGREGATE BASE, & SURFACING, LYON CSAH 8 TO S LIMITS OF MINNEOTA	3.1	RC	GRADE AND SURFACE	STP	1,385,150	1,108,120	0	0	0	277,030
1219	CSAH 2	43-602-24	MCLEOD COUNTY	MILL & CONC OVERLAY, MCLEOD CSAH 3 TO MCLEOD CSAH 11 (AC PROJECT, PAYBACK IN 2011)	3.5	RD	CONCRETE OVERLAY	STP	1,111,973	440,366	288,027	0	0	671,607
1220	CSAH 23	43-623-05	MCLEOD COUNTY	RECONSTRUCT, MCLEOD CSAH 9 TO CARVER CO LINE	1.2	RC	GRADE AND SURFACE	STP	1,600,000	720,000	0	0	0	880,000
1221	PED/BIKE	47-090-02	MEEKER COUNTY	LAKE KORONIS TRAIL PROJECT FROM 397TH STREET TO TH 55 (NEAR THE NORTH FORK CROW RIVER BRIDGE)	1.0	EN	PEDESTRIAN BIKE TRAIL	TEA	620,000	435,000	0	0	0	185,000
1222	CSAH 6	51-606-16	MURRAY COUNTY	RECONSTRUCT, W LIMITS OF AVOCA TO TH 59	0.5	RC	GRADE AND SURFACE	STP	1,508,472	760,000	0	0	0	748,472
1223	PED/BIKE	59-600-01	MNDNR	DNR'S CASEY JONES STATE TRAIL BRIDGE PROJECT (BR 59536) , 7 MILES E. OF PIPESTONE AND 1 MILE N. OF TH 30	1.0	EN	PEDESTRIAN BIKE TRAIL	TEA	250,000	200,000	0	0	0	50,000
1224	CSAH 27	59-627-03	PIPESTONE COUNTY	RECONSTRUCT, PIPESTONE CSAH 15 (8TH AVE NW) TO PIPESTONE CSAH 30 IN PIPESTONE	0.5	RC	GRADE AND SURFACE	STP	1,750,000	544,102	0	0	0	1,205,898
1225	CSAH 6	64-606-32	REDWOOD COUNTY	1.1 MI S OF TH 14, REPLACE BR 5601	0.1	BR	BRIDGE REPLACEMENT	BROS	417,000	300,000	0	0	0	117,000
1226	LOCAL 999	88-070-11	DISTRICTWIDE	DISTRICTWIDE - LOCAL ROADWAYS, INSTALL CHEVERONS, 6" WIDE LATEX OR 4" WIDE EPOXY	0.0	SH	STRIPING	HSIP	725,303	652,773	0	0	0	72,530
1227	LOCAL 999	88-070-19	CHIPPEWA COUNTY	LOCAL ROADWAYS IN CHIPPEWA AND LAC QUI PARLE COUNTIES, INSTALL CAN DELINEATORS ON ALL RURAL CO RD INTERSECTIONS	0.0	SH	SIGNING	HSIP	28,750	25,875	0	0	0	2,875
1228	PED/BIKE	175-020-22	WILLMAR	PAVE TRAIL ALONG CSAHS 41 & 24 FROM W. EAGLES RIDGE ROAD TO COUNTRY CLUB DRIVE (WILLMAR)	1.4	EN	PEDESTRIAN BIKE TRAIL	TEA	213,584	140,000	0	0	0	73,584
1229	TH 4	4701-26	MNDOT	**ELLA** - MILL & OVERLAY, E JCT TH 12 (GROVE CITY) TO JCT TH 55 & OVERLAY, N LIMITS OF COSMOS TO 0.53 MI S OF MEEKER CSAH 23 (APPROX 3 MILES S OF GROVE CITY)	27.0	RS	BITUMINOUS PAVEMENT	STP	2,041,565	1,633,252	0	0	408,313	0
1230	TH 7	3402-19	MNDOT	**MN147** MILL & OVERLAY, SHOULDERS, & SAG CORRECTION, JCT TH 71 TO COSMOS	17.1	RS	MILL AND OVERLAY	HPP STP	3,708,000	2,966,400	0	0	741,600	0
1231	TH 19	4205-37	MNDOT	**ADA**CORRECT TRAIL/SIDEWALK & UPGRADING SIGNALS TO ADA STANDARDS FROM BRUCE STREET TO TH 23 IN MARSHALL (80/20 FUNDED BY DIST. C FUNDS)	1.0	EN	ENHANCEMENT	TEA	225,000	180,000	0	0	45,000	0
1232	TH 23	3408-15	MNDOT	W OF KANDIYOHI CSAH 6 TO W OF 263RD AVE (T-814), BUILD A BYPASS AROUND PAYNESVILLE (AC PROJECT, PAYBACK IN 2011 & 2012)	7.4	MC	GRADE,SURFACE & BRIDGE	NHS	21,042,645	12,649,395	18,718,246	0	7,841,910	551,340

ATP: 8
Fiscal Year: 2010
STIP for FY 2010-2013

Seq #	Route System	Project Number	Agency	Description	Miles	Program	Type of Work	Proposed Funds	Total	FHWA	AC	FTA	TH	Other
1232	TH 23	3408-15A	MNDOT	**MN220 & IBRD FUNDS** W OF KANDIYOHI CSAH 6 TO W OF 263RD AVE (T-814), BUILD A BYPASS AROUND PAYNESVILLE (\$300,000 IS IBRD FUNDS @ 100%).	7.4	MC	GRADE, SURFACE & BRIDGE	HPP	2,958,114	2,406,491	0	0	551,623	0
1233	TH 23	4203-46	MNDOT	**BP08** MILL & CONC OVERLAY, E LIMITS OF RUSSEL TO 0.5 MI N OF TH 19 (MARSHALL) - E & W BOUND LANES	15.3	RD	CONCRETE OVERLAY	BF	23,080,000	0	0	0	0	23,080,000
1233	TH 23	4203-46L	MNDOT	**BP08** MILL & CONC OVERLAY, E LIMITS OF RUSSEL TO N OF TH 19 (MARSHALL) - W BOUND LANES (CITY IS DOING A PED. UNDERPASS, PROJECT NUMBER IS 139-010-14) LOCAL SHARE	0.3	EN	PEDESTRIAN BIKE TRAIL	TEA	1,317,500	914,243	0	0	0	403,257
1234	TH 212	1211-18	MNDOT	W JCT TH 23 (GRANITE FALLS) TO 2.3 M E OF E JCT TH 23, MINOR CONCRETE REHAB.	5.5	RD	PM MINOR CPR	NHS	927,000	741,600	0	0	185,400	0
1235	TH 294	3419-08	MNDOT	JCT TH 294 & N JCT BUSINESS TH 71 (WILLMAR), INTERSECTION REVISION	0.0	SH	TURN LANES	HSIP	324,239	111,815	0	0	12,424	200,000
1236	TH 999	8828-101	MNDOT	**ES** - GUARDRAIL REPLACEMENTS AT VARIOUS LOCATIONS IN DISTRICT	0.0	SC	GUARD RAIL	STP	1,000,000	1,000,000	0	0	0	0
1237	TH 999	8828-102	MNDOT	INTERSECTION LIGHTING, ON TH 22/TH 212, TH 59/TH 212, TH 19/TH 68, TH 9/TH 71, TH 68/TH 71 S, TH 68/TH 71 N, TH 7/TH 40, TH 59/ LYON CO CSAH 6, & TH 22 & MCLEOD CSAH 8	0.0	SH	LIGHTING	HSIP	260,000	234,000	0	0	26,000	0
1238	TH 999	8828-103	MNDOT	INSTALL RUMBLE STRIPES AT VARIOUS LOCATIONS IN DISTRICT	0.0	SH	RUMBLE STRIPES	HSIP	101,900	91,710	0	0	10,190	0
1239	TH 999	8808-RW-10	MNDOT	DISTRICTWIDE SETASIDES - RIGHT OF WAY - 2010 (INCLUDES UNSPENT HPP FUNDS FROM FY 2009)	0.0	RW	RIGHT OF WAY	SF	2,000,000	1,400,000	0	0	600,000	0
1240	TH 999	8808-SAS-10	MNDOT	DISTRICTWIDE SETASIDES - 2010	0.0	CA	MISCELLANEOUS	SF	3,522,540	0	0	0	3,522,540	0
									\$78,635,292	\$30,538,474	\$19,006,273	\$1,483,978	\$13,945,000	\$32,667,840

ATP: 8
Fiscal Year: 2011

STIP for FY 2010-2013

Seq #	Route System	Project Number	Agency	Description	Miles	Program	Type of Work	Proposed Funds	Total	FHWA	AC	FTA	TH	Other
1241	BB	TRF-0026-11	MNDOT	SECT 5311: LINCOLN CO TRANSIT OPERATING ASSISTANCE	0.0	OB	OPERATE BUS	FTA	180,141	0	0	59,081	0	121,060
1242	BB	TRF-0032-11	MNDOT	SECT 5311: CITY OF MONTEVIDEO TRANSIT OPERATING ASSISTANCE	0.0	OB	OPERATE BUS	FTA	128,157	0	0	42,653	0	85,504
1243	BB	TRF-1738-11	MNDOT	SECT 5311: PRAIRIE FIVE CAC TRANSIT OPERATING ASSISTANCE	0.0	OB	OPERATE BUS	FTA	677,491	0	0	154,015	0	523,476
1244	BB	TRF-2387-11	MNDOT	SECT 5311: WESTERN COMMUNITY ACTION, INC TRANSIT OPERATING ASSISTANCE	0.0	OB	OPERATE BUS	FTA	1,228,310	0	0	286,875	0	941,435
1245	BB	TRF-2486-11	MNDOT	SECT 5311: CITY OF DAWSON TRANSIT OPERATING ASSISTANCE	0.0	OB	OPERATE BUS	FTA	89,964	0	0	28,583	0	61,381
1246	BB	TRF-2488-11	MNDOT	SECT 5311: CITY OF GRANITE FALLS TRANSIT OPERATING ASSISTANCE	0.0	OB	OPERATE BUS	FTA	100,361	0	0	26,962	0	73,399
1247	BB	TRF-3312-11	MNDOT	SECT 5311: MEEKER CO TRANSIT OPERATING ASSISTANCE	0.0	OB	OPERATE BUS	FTA	407,386	0	0	90,196	0	317,190
1248	BB	TRF-3316-11	MNDOT	SECT 5311: PIPESTONE CO TRANSIT OPERATING ASSISTANCE	0.0	OB	OPERATE BUS	FTA	309,132	0	0	93,660	0	215,472
1249	BB	TRF-3325-11	MNDOT	SECT 5311: MURRAY CO TRANSIT OPERATING ASSISTANCE	0.0	OB	OPERATE BUS	FTA	102,059	0	0	28,663	0	73,396
1250	BB	TRF-3339-11	MNDOT	SECT 5311: RENVILLE CO TRANSIT OPERATING ASSISTANCE	0.0	OB	OPERATE BUS	FTA	320,816	0	0	62,801	0	258,015
1251	BB	TRF-7311-11	MNDOT	SECT 5311: TRAILBLAZER TRANSIT OPERATING ASSISTANCE	0.0	OB	OPERATE BUS	FTA	1,120,310	0	0	287,153	0	833,157
1252	BB	TRF-7340-11	MNDOT	SECT 5311: KANDIYOHI CO TRANSIT OPERATING ASSISTANCE	0.0	OB	OPERATE BUS	FTA	1,060,900	0	0	323,336	0	737,564
1253	BB	TRS-1075-11	MNDOT	KANDIYOHI CO, PURCHASE 1 BUS (CLASS 400)	0.0	TR	PURCHASE BUS	STP	66,000	52,800	0	0	0	13,200
1254	BB	TRS-2387-11	MNDOT	WESTERN COMMUNITY ACTION, PURCHASE 2 BUSES (CLASS 400)	0.0	TR	PURCHASE BUS	STP	132,000	105,600	0	0	0	26,400
1255	BB	TRS-2486-11	MNDOT	CITY OF DAWSON, PURCHASE 1 BUS (CLASS 400)	0.0	TR	PURCHASE BUS	STP	66,000	52,800	0	0	0	13,200
1256	BB	TRS-3301-11	MNDOT	TRAILBLAZER, PURCHASE 2 BUSES (CLASS 400)	0.0	TR	PURCHASE BUS	STP	132,000	105,600	0	0	0	26,400
1257	RR	12-00115	MNDOT	INSTALL GATES AT PALMER CREEK/GRANITE FALLS TWP	0.0	SR	RR X-ING IMPROVEMENTS	RRS	200,000	180,000	0	0	0	20,000

ATP: 8
Fiscal Year: 2011

STIP for FY 2010-2013

Seq #	Route System	Project Number	Agency	Description	Miles	Program	Type of Work	Proposed Funds	Total	FHWA	AC	FTA	TH	Other
1258	RR	87-00104	MNDOT	INSTALL GATES AT YELLOW MEDICINE CSAH 2 (170TH AVE), YELLOW MEDICINE CO	0.0	SR	RR X-ING IMPROVEMENTS	RRS	220,000	180,000	0	0	0	40,000
1259	CSAH 7	42-607-22	LYON COUNTY	INTERSECTION REVISIONS OF LYON CSAH 7 & COUNTRY CLUB DRIVE WITH TH 23, MARSHALL	0.3	RC	GRADE, SURFACE & BRIDGE	STP	750,000	600,000	0	0	0	150,000
1260	CSAH 999	43-070-04	MCLEOD COUNTY	RURAL INTERSECTION LIGHTING IN MCLEOD COUNTY AND ITS ACTIVE WARNING SYSTEMS	0.0	SH	LIGHTING	HSIP	175,000	157,500	0	0	0	17,500
1261	CSAH 2	43-602-24AC	MCLEOD COUNTY	MILL & CONC OVERLAY, MCLEOD CSAH 3 TO MCLEOD CSAH 24(AC PAYBACK, 1 OF 1)	3.5	RD	CONCRETE OVERLAY	STP	288,027	288,027	0	0	0	0
1262	CSAH 27	47-627-07	MEEKER COUNTY	0.2 MI E OF MEEKER CSAH 19 (NEAR KINGSTON) TO MEEKER/WRIGHT CO LINE, GRADE & SURFACE	3.0	RC	GRADE AND SURFACE	STP	1,775,000	1,039,461	0	0	0	735,539
1263	CSAH 11	65-611-44	RENVILLE COUNTY	RENVILLE CSAH 16 TO TH 4 (APPROX 6 MI N OF HECTOR), GRADING, AGG BASE, & SURFACE	3.0	RC	GRADE AND SURFACE	STP	1,500,000	1,088,205	0	0	0	411,795
1264	LOCAL 999	88-070-20	DISTRICTWIDE	COUNTY DISTRICT WIDE INTERSECTION IMPROVEMENT PROJECT	0.0	SH	GRADE AND SURFACE	HSIP	351,520	316,368	0	0	0	35,152
1265	MSAS 131	133-131-02	HUTCHINSON	GRADING & SURFACING, EDMONTON AVE (FAIRGROUNDS) TO TH 15	0.5	RC	GRADE AND SURFACE	STP	1,510,000	920,000	0	0	0	590,000
1266	PED/BIKE	207-090-02	REDWOOD FALLS	REDWOOD FALLS TRAIL PROJECT II, FROM NORMANDALE STREET AND CONNECT TO THE EXISTING TRAIL THAT GOES TO RACC SCHOOLS WHICH WAS CONSTRUCTED IN 2008	1.0	EN	PEDESTRIAN BIKE TRAIL	TEA	116,622	93,298	0	0	0	23,324
1267	PED/BIKE	226-090-01	GLENCOE	RECREATIONAL TRAIL, GLENCOE TO CSAH 1	1.0	EN	PEDESTRIAN BIKE TRAIL	TEA	276,702	221,362	0	0	0	55,340
1268	TH 9	3407-22	MNDOT	TH 23 TO FIRST AVE N (NEW LONDON), MILL & OVERLAY	0.9	RS	MILL AND OVERLAY	SF	324,000	0	0	0	324,000	0
1269	TH 12	3403-67	MNDOT	6TH ST E TO 24TH ST SE (WILLMAR), MILL TO CONCRETE & BIT OVERLAY	1.3	RS	MILL AND OVERLAY	SF	432,000	0	0	0	432,000	0
1270	TH 23	3408-15AC1	MNDOT	W OF KANDIYOHI CSAH 6 TO W OF 263RD AVE (T-814), BUILD A BYPASS AROUND PAYNESVILLE (AC PAYBACK, 1 OF 2)	7.4	MC	GRADE, SURFACE & BRIDGE	NHS	12,569,089	12,569,089	0	0	0	0
1271	TH 23	8828-113	MNDOT	TH 71 TO END OF 4 LANE NEAR E JCT KANDIYOHI CSAH 31 (NEW LONDON), MICROSURFACING	5.5	PM	PREVENTIVE MAINTENANCE	SF	1,110,000	0	0	0	1,110,000	0
1272	TH 59	4209-24	MNDOT	N OF LYON CSAH 33 TO YELLOW MEDICINE CSAH 3, 1.5" OVERLAY	17.1	RS	BITUMINOUS PAVEMENT	SF	2,126,925	0	0	0	2,126,925	0

ATP: 8
Fiscal Year: 2011

STIP for FY 2010-2013

Seq #	Route System	Project Number	Agency	Description	Miles	Program	Type of Work	Proposed Funds	Total	FHWA	AC	FTA	TH	Other
1273	TH 59	8703-22	MNDOT	*ELLA* - LYON/YELLOW MEDICINE CO LINE TO S LIMITS OF CLARKFIELD, SHOULDER WIDENING (TCSP FUNDING)	10.6	SC	SHOULDER WIDENING	HPP	1,187,500	950,000	0	0	237,500	0
1274	TH 212	6511-38	MNDOT	0.1 MI E OF CSAH 16 TO CSAH 8 (BUFFALO LAKE), MILL & OVERLAY	7.6	RD	MILL AND OVERLAY	NHS	5,292,000	4,233,600	0	0	1,058,400	0
1275	TH 999	8828-105	MNDOT	INTERSECTION LIGHTING, TH 29/TH 40 E, TH 29/TH 40 W, TH 4/TH 12 W, TH 4/TH 12 E, TH 4/TH 55, TH 68/LYON CSAH 33, TH 212/MORNINGSIDE DRIVE, & TH 23/KANDIYOHI CSAH 1	0.0	SH	LIGHTING	HSIP	208,000	187,200	0	0	20,800	0
1276	TH 999	8828-114	MNDOT	DISRTICT SAFETY PLAN	0.0	SH	MISCELLANEOUS	HSIP	108,000	97,200	0	0	10,800	0
1277	TH 999	8808-RW-11	MNDOT	DISTRICTWIDE SETASIDES - RIGHT OF WAY - 2011	0.0	RW	RIGHT OF WAY	SF	600,000	0	0	0	600,000	0
1278	TH 999	8808-SAS-11	MNDOT	DISTRICTWIDE SETASIDES - 2011	0.0	CA	MISCELLANEOUS	SF	5,175,476	0	0	0	5,175,476	0
1279	TH 999	8808-SHS-11	MNDOT	DISTRICTWIDE SETASIDES - HSIP - 2011	0.0	SH	SAFETY TARGET	HSIP	40,989	36,890	0	0	4,099	0
									\$42,457,877	\$23,475,000	\$0	\$1,483,978	\$11,100,000	\$6,398,899

ATP: 8
Fiscal Year: 2012

STIP for FY 2010-2013

Seq #	Route System	Project Number	Agency	Description	Miles	Program	Type of Work	Proposed Funds	Total	FHWA	AC	FTA	TH	Other
1280	BB	TRF-0026-12	MNDOT	SECT 5311: LINCOLN CO TRANSIT OPERATING ASSISTANCE	0.0	OB	OPERATE BUS	FTA	185,545	0	0	59,081	0	126,464
1281	BB	TRF-0032-12	MNDOT	SECT 5311: CITY OF MONTEVIDEO TRANSIT OPERATING ASSISTANCE	0.0	OB	OPERATE BUS	FTA	132,001	0	0	42,653	0	89,348
1282	BB	TRF-1738-12	MNDOT	SECT 5311: PRAIRIE FIVE CAC TRANSIT OPERATING ASSISTANCE	0.0	OB	OPERATE BUS	FTA	697,815	0	0	154,015	0	543,800
1283	BB	TRF-2387-12	MNDOT	SECT 5311: WESTERN COMMUNITY ACTION, INC TRANSIT OPERATING ASSISTANCE	0.0	OB	OPERATE BUS	FTA	1,265,159	0	0	286,875	0	978,284
1284	BB	TRF-2486-12	MNDOT	SECT 5311: CITY OF DAWSON TRANSIT OPERATING ASSISTANCE	0.0	OB	OPERATE BUS	FTA	92,663	0	0	28,583	0	64,080
1285	BB	TRF-2488-12	MNDOT	SECT 5311: CITY OF GRANITE FALLS TRANSIT OPERATING ASSISTANCE	0.0	OB	OPERATE BUS	FTA	103,372	0	0	26,962	0	76,410
1286	BB	TRF-3312-12	MNDOT	SECT 5311: MEEKER CO TRANSIT OPERATING ASSISTANCE	0.0	OB	OPERATE BUS	FTA	419,607	0	0	90,196	0	329,411
1287	BB	TRF-3316-12	MNDOT	SECT 5311: PIPESTONE CO TRANSIT OPERATING ASSISTANCE	0.0	OB	OPERATE BUS	FTA	318,406	0	0	93,660	0	224,746
1288	BB	TRF-3325-12	MNDOT	SECT 5311: MURRAY CO TRANSIT OPERATING ASSISTANCE	0.0	OB	OPERATE BUS	FTA	105,120	0	0	28,663	0	76,457
1289	BB	TRF-3339-12	MNDOT	SECT 5311: RENVILLE CO TRANSIT OPERATING ASSISTANCE	0.0	OB	OPERATE BUS	FTA	330,441	0	0	62,801	0	267,640
1290	BB	TRF-7311-12	MNDOT	SECT 5311: TRAILBLAZER TRANSIT OPERATING ASSISTANCE	0.0	OB	OPERATE BUS	FTA	1,153,920	0	0	287,153	0	866,767
1291	BB	TRF-7340-12	MNDOT	SECT 5311: KANDIYOHI CO TRANSIT OPERATING ASSISTANCE	0.0	OB	OPERATE BUS	FTA	1,092,727	0	0	323,336	0	769,391
1292	BB	TRS-1738-12	MNDOT	PRAIRIE FIVE, PURCHASE 2 BUSES (CLASS 400)	0.0	TR	PURCHASE BUS	STP	136,000	108,800	0	0	0	27,200
1293	BB	TRS-2387-12	MNDOT	WESTERN COMMUNITY ACTION, PURCHASE 3 BUSES (CLASS 400)	0.0	TR	PURCHASE BUS	STP	204,000	163,200	0	0	0	40,800
1294	BB	TRS-3301-12	MNDOT	TRAILBLAZER, PURCHASE 1 BUS (CLASS 400)	0.0	TR	PURCHASE BUS	STP	68,000	54,400	0	0	0	13,600
1295	BB	TRS-3312-12	MNDOT	AUGUSTANA, PURCHASE 1 BUS (CLASS 400)	0.0	TR	PURCHASE BUS	STP	68,000	54,400	0	0	0	13,600
1296	BB	TRS-3339-12	MNDOT	RENVILLE CO, PURCHASE 1 BUS (CLASS 400)	0.0	TR	PURCHASE BUS	STP	68,000	54,400	0	0	0	13,600

ATP: 8
Fiscal Year: 2012
STIP for FY 2010-2013

Seq #	Route System	Project Number	Agency	Description	Miles	Program	Type of Work	Proposed Funds	Total	FHWA	AC	FTA	TH	Other
1297	RR	34-00122	MNDOT	INSTALL GATES, 75TH ST NW, PENNOCK (KANDIYOHI CO)	0.0	SR	RR X-ING IMPROVEMENTS	RRS	285,000	256,500	0	0	0	28,500
1298	RR	47-00114	MNDOT	UPGRADE FLASHERS, LITCHFIELD URBAN BOUNDARY (MEEKER CO)	0.0	SR	RR X-ING IMPROVEMENTS	RRS	285,000	256,500	0	0	0	28,500
1299	PED/BIKE	12-090-05	CHIPPEWA COUNTY	CLARA CITY, CONSTRUCT BIKE/PED TRAIL, WOLVERINE DRIVE TO DIVISION STREET TO TH 23 (CLARA CITY)	2.4	EN	PEDESTRIAN BIKE TRAIL	TEA	750,000	225,000	0	0	0	525,000
1300	CSAH 5	34-605-20	KANDIYOHI COUNTY	0.72 MI S OF CO RF 75 TO JCT TH 7, GRADING, BASE, & SURFACING	2.8	RC	GRADE AND SURFACE	STP	2,065,000	1,652,000	0	0	0	413,000
1301	CSAH 7	41-607-39	LINCOLN COUNTY	GRADING & AGGREGATE BASE, LINCOLN CO CSAH 18 TO LINCOLN/YELLOW MEDICINE CO LINE	5.0	RC	GRADE AND SURFACE	STP	1,000,000	800,000	0	0	0	200,000
1302	CSAH 12	51-612-13	MURRAY COUNTY	JCT MURRAY CSAH 30 TO JCT TH 59, GRADING, BASE, & SURFACING	4.0	RC	GRADE AND SURFACE	STP	2,000,000	1,600,000	0	0	0	400,000
1303	TH 23	3408-15AC2	MNDOT	W OF KANDIYOHI CSAH 6 TO W OF 263RD AVE (T-814), BUILD A BYPASS AROUND PAYNESVILLE (AC PAYBACK, 2 OF 2)	7.4	MC	GRADE, SURFACE & BRIDGE	NHS	6,149,157	6,149,157	0	0	0	0
1304	TH 59	4208-55	MNDOT	0.2 MI N OF N JCT TH 30 TO JCT TH 14, MINOR CPR	11.6	RS	PREVENTIVE MAINTENANCE	STP	2,166,000	1,732,800	0	0	433,200	0
1305	TH 59	5105-21	MNDOT	0.6 MI N OF S JCT TH 30 TO 0.2 MI N OF N JCT TH 30, MILL & OVERLAY PLUS FIX "S" CURVE	5.9	RD	MILL AND OVERLAY	STP	4,104,000	3,283,200	0	0	820,800	0
1306	TH 68	4210-40	MNDOT	MILL & OVERLAY, W LIMITS OF MINNEOTA TO JCT TH 59, MARSHALL (A PORTION OF THIS PROJECT \$S IS FROM BACKFILLING BONDING PROJECT)	12.3	RS	MILL AND OVERLAY	SF	4,104,000	0	0	0	4,104,000	0
1307	TH 75	4107-18	MNDOT	PIPESTONE CREEK TO LAKE BENTON, OVERLAY	12.1	RS	BITUMINOUS PAVEMENT	SF	1,482,000	0	0	0	1,482,000	0
1308	TH 212	4309-31	MNDOT	JCT CSAH 8 (BUFFALO LAKE) TO JCT TH 15 (BROWNTON), MILL & OVERLAY	12.3	RS	MILL AND OVERLAY	NHS	7,524,000	6,019,200	0	0	1,504,800	0
1309	TH 999	8808-RW-12	MNDOT	DISTRICTWIDE SETASIDES - RIGHT OF WAY - 2012	0.0	RW	RIGHT OF WAY	SF	50,000	0	0	0	50,000	0
1310	TH 999	8808-SAS-12	MNDOT	DISTRICTWIDE SETASIDES - 2012	0.0	CA	MISCELLANEOUS	SF	7,346,643	0	0	0	7,346,643	0
1311	TH 999	8808-SHS-12	MNDOT	DISTRICTWIDE SETASIDES - HSIP - 2012	0.0	SH	SAFETY TARGET	HSIP	489,000	440,100	0	0	48,900	0
1312	LOCAL 999	88-SHL-12	DISTRICTWIDE	DISTRICTWIDE LOCAL SETASIDES - HSIP - 2012	0.0	SH	SAFETY TARGET	HSIP	733,333	660,000	0	0	0	73,333
									\$46,973,909	\$23,509,657	\$0	\$1,483,978	\$15,790,343	\$6,189,931

ATP: 8
Fiscal Year: 2013

STIP for FY 2010-2013

Seq #	Route System	Project Number	Agency	Description	Miles	Program	Type of Work	Proposed Funds	Total	FHWA	AC	FTA	TH	Other
1313	BB	TRF-0026-13	MNDOT	SECT 5311: LINCOLN CO TRANSIT OPERATING ASSISTANCE	0.0	OB	OPERATE BUS	FTA	191,111	0	0	59,081	0	132,030
1314	BB	TRF-0032-13	MNDOT	SECT 5311: CITY OF MONTEVIDEO TRANSIT OPERATING ASSISTANCE	0.0	OB	OPERATE BUS	FTA	135,961	0	0	42,653	0	93,308
1315	BB	TRF-1738-13	MNDOT	SECT 5311: PRAIRIE FIVE CAC TRANSIT OPERATING ASSISTANCE	0.0	OB	OPERATE BUS	FTA	718,750	0	0	154,015	0	564,735
1316	BB	TRF-2387-13	MNDOT	SECT 5311: WESTERN COMMUNITY ACTION, INC TRANSIT OPERATING ASSISTANCE	0.0	OB	OPERATE BUS	FTA	1,303,114	0	0	286,875	0	1,016,239
1317	BB	TRF-2486-13	MNDOT	SECT 5311: CITY OF DAWSON TRANSIT OPERATING ASSISTANCE	0.0	OB	OPERATE BUS	FTA	95,443	0	0	28,583	0	66,860
1318	BB	TRF-2488-13	MNDOT	SECT 5311: CITY OF GRANITE FALLS TRANSIT OPERATING ASSISTANCE	0.0	OB	OPERATE BUS	FTA	106,473	0	0	26,962	0	79,511
1319	BB	TRF-3312-13	MNDOT	SECT 5311: MEEKER CO TRANSIT OPERATING ASSISTANCE	0.0	OB	OPERATE BUS	FTA	432,195	0	0	90,196	0	341,999
1320	BB	TRF-3316-13	MNDOT	SECT 5311: PIPESTONE CO TRANSIT OPERATING ASSISTANCE	0.0	OB	OPERATE BUS	FTA	327,959	0	0	93,660	0	234,299
1321	BB	TRF-3325-13	MNDOT	SECT 5311: MURRAY CO TRANSIT OPERATING ASSISTANCE	0.0	OB	OPERATE BUS	FTA	108,274	0	0	28,663	0	79,611
1322	BB	TRF-3339-13	MNDOT	SECT 5311: RENVILLE CO TRANSIT OPERATING ASSISTANCE	0.0	OB	OPERATE BUS	FTA	340,354	0	0	62,801	0	277,553
1323	BB	TRF-7311-13	MNDOT	SECT 5311: TRAILBLAZER TRANSIT OPERATING ASSISTANCE	0.0	OB	OPERATE BUS	FTA	1,188,537	0	0	287,153	0	901,384
1324	BB	TRF-7340-13	MNDOT	SECT 5311: KANDIYOHI CO TRANSIT OPERATING ASSISTANCE	0.0	OB	OPERATE BUS	FTA	1,125,509	0	0	323,336	0	802,173
1325	BB	TRS-0032-13	MNDOT	CITY OF MONTEVIDEO, PURCHASE 1 BUS (CLASS 400)	0.0	TR	PURCHASE BUS	STP	70,000	51,200	0	0	0	18,800
1326	BB	TRS-1075-13	MNDOT	KANDIYOHI CO, PURCHASE 1 BUS (CLASS 500)	0.0	TR	PURCHASE BUS	STP	115,000	92,000	0	0	0	23,000
1327	BB	TRS-2387-13	MNDOT	WESTERN COMMUNITY ACTION, PURCHASE 1 BUS (CLASS 400)	0.0	TR	PURCHASE BUS	STP	70,000	51,200	0	0	0	18,800
1328	BB	TRS-3301-13	MNDOT	TRAILBLAZER, PURCHASE 4 BUSES (CLASS 400)	0.0	TR	PURCHASE BUS	STP	280,000	224,000	0	0	0	56,000
1329	BB	TRS-3312-13	MNDOT	MEEKER CO, PURCHASE 1 BUS (CLASS 400)	0.0	TR	PURCHASE BUS	STP	70,000	56,000	0	0	0	14,000
1330	BB	TRS-3316-13	MNDOT	PIPESTONE CO, PURCHASE 2 BUSES (CLASS 400)	0.0	TR	PURCHASE BUS	STP	140,000	102,400	0	0	0	37,600

ATP: 8
Fiscal Year: 2013

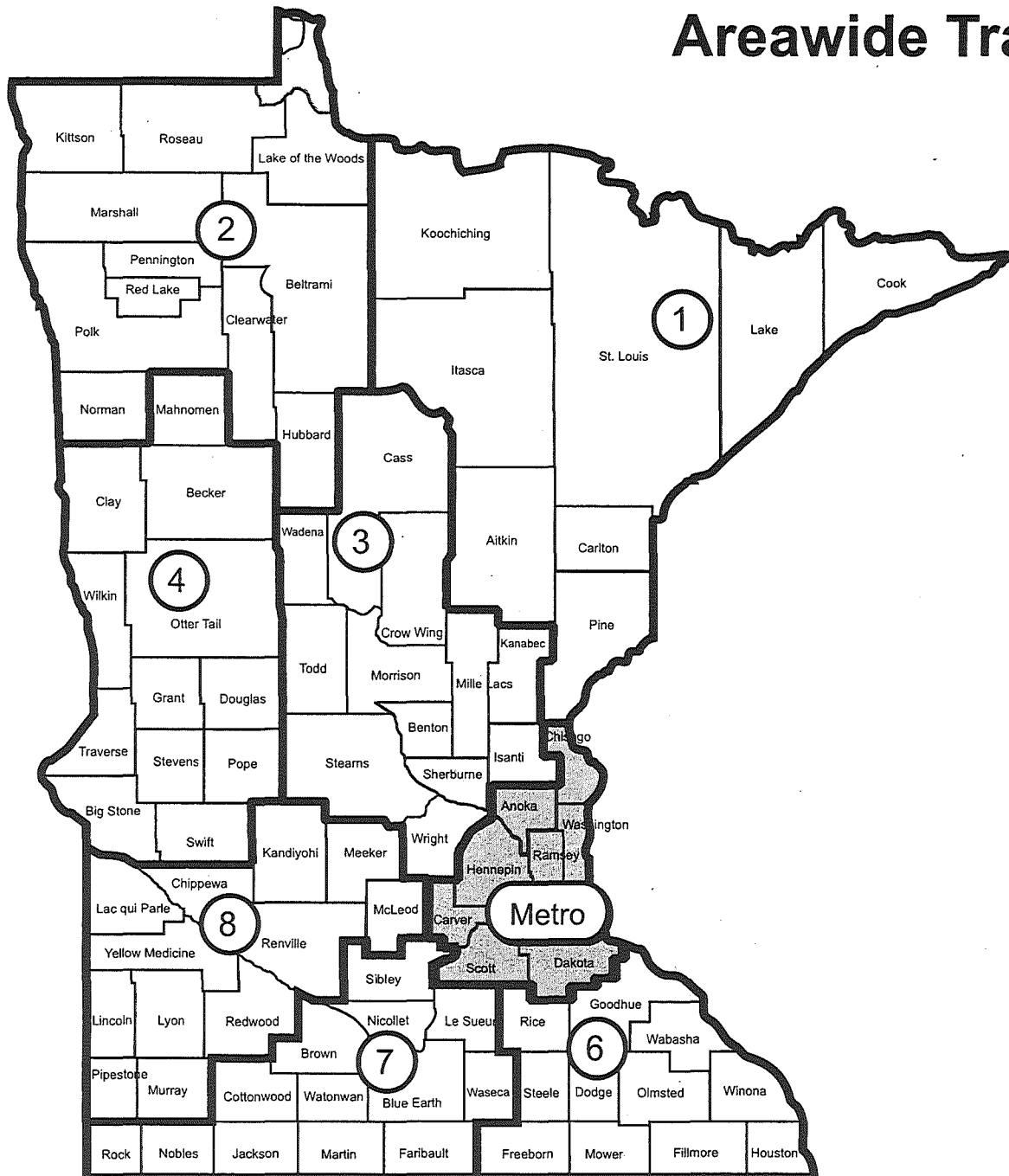
STIP for FY 2010-2013

Seq #	Route System	Project Number	Agency	Description	Miles	Program	Type of Work	Proposed Funds	Total	FHWA	AC	FTA	TH	Other
1331	BB	TRS-3339-13	MNDOT	RENVILLE CO, PURCHASE 1 BUS (CLASS 400)	0.0	TR	PURCHASE BUS	STP	70,000	56,000	0	0	0	14,000
1332	RR	34-00124	MNDOT	KANDIYOHI MSAS 104, WILLMAR (TROTT AVE), INSTALL GATES (UPGRADE)	0.0	SR	RR X-ING IMPROVEMENTS	RRS	285,000	256,500	0	0	0	28,500
1333	RR	41-00105	MNDOT	LYON CSAH 21 (BENTON ST), LAKE BENTON, INSTALL FOUR-GATE SYSTEM	0.0	SR	RR X-ING IMPROVEMENTS	RRS	325,000	292,500	0	0	0	32,500
1334	CSAH 42	12-642-01	CHIPPEWA COUNTY	MINOR GRADING, SURFACING, & C&G, MAIN STREET, MONTEVIDEO TO TH 212	0.8	RC	SURFACING	STP	890,000	660,000	0	0	0	230,000
1335	CSAH 10	42-610-34	LYON COUNTY	AGG BASE & SURFACING, TH 59 TO COTTONWOOD	6.6	RC	SURFACING	STP	2,650,000	2,070,000	0	0	0	580,000
1336	CSAH 2	64-602-21	REDWOOD COUNTY	AGG BASE & SURFACING, REDWOOD CSAH 24 TO 305TH ST	3.9	RC	SURFACING	STP	1,375,000	802,000	0	0	0	573,000
1337	PED/BIKE	139-090-04	LYON COUNTY	TH 19 TO CLARICE AVE (MARSHALL E TRAIL), CONSTRUCT BIKE/PED TRAIL (PHASE III)	1.2	EN	PEDESTRIAN BIKE TRAIL	TEA	261,000	174,870	0	0	0	86,130
1338	PED/BIKE	175-090-05	WILLMAR	DOWNTOWN WILLMAR TO ROBBINS ISLAND CONNECTION, CONSTRUCT BIKE/PED TRAIL	1.0	EN	PEDESTRIAN BIKE TRAIL	TEA	177,017	135,064	0	0	0	41,953
1339	PED/BIKE	226-090-01	GLENCOE	MCLEOD CSAH 1 TO BUFFALO CREEK (BUFFALO HIGHLAND RECREATIONAL TRAIL), GLENCOE, CONSTRUCT BIKE/PED TRAIL	1.5	EN	PEDESTRIAN BIKE TRAIL	TEA	411,875	185,000	0	0	0	226,875
1340	TH 7	1201-30	MNDOT	OVERLAY & PAVE SHLDS, MILAN TO MONTEVIDEO	15.0	RS	BITUMINOUS OVERLAY	STP	2,499,000	1,999,200	0	0	499,800	0
1341	TH 7	1201-31M	MNDOT	**D4 PROJECT** - OVERLAY FROM SWIFT/CHIPPEWA COUNTY LINE TO JCT. TH 40 (MILAN) (DISTRICT 4 IS THE LEAD AND THIS IS ATP 8'S FUNDING FOR THE PROJECT)	4.0	RS	BITUMINOUS OVERLAY	STP	892,500	714,000	0	0	178,500	0
1342	TH 7	4703-26	MNDOT	MILL & OVERLAY WITH 3" BIT. FROM JCT TH 4 (COSMOS) TO W. JCT TH 22	9.8	RD	MILL AND OVERLAY	STP	5,712,000	4,569,600	0	0	1,142,400	0
1343	TH 12	4705-42	MNDOT	MILL & OVERLAY, 0.3 MI E OF MEEKER CSAH 34 (LITCHFIELD) TO 0.4 MI W OF MEEKER CSAH 24 (DARWIN)	4.6	RS	MILL AND OVERLAY	SF	2,261,000	0	0	0	2,261,000	0
1344	TH 19	4104-14	MNDOT	OVERLAY, TH 75 (IVANHOE) TO LYON CO RD 5 (MARSHALL)	18.9	RS	BITUMINOUS OVERLAY	STP	2,499,000	1,999,200	0	0	499,800	0
1345	TH 19	4204-37	MNDOT	MILL & OVERLAY & REHAB BRIDGES, LYON CSAH 7 TO 4TH ST, MARSHALL	1.1	RS	MILL AND OVERLAY	SF	1,785,000	0	0	0	1,785,000	0
1346	TH 22	4308-30	MNDOT	MODIFY "Y" INTERSECTION AT JCT OF TH 7 & TH 22	0.5	SC	GRADE AND SURFACE	SF	2,618,000	0	0	0	2,618,000	0

ATP: 8**Fiscal Year: 2013****STIP for FY 2010-2013**

Seq #	Route System	Project Number	Agency	Description	Miles	Program	Type of Work	Proposed Funds	Total	FHWA	AC	FTA	TH	Other
1347	TH 68	4106-21	MNDOT	MILL & OVERLAY, W OF PRAIRIE AVE (PORTER) TO W LIMITS OF MINNEOTA	10.2	RS	MILL AND OVERLAY	STP	4,760,000	3,808,000	0	0	952,000	0
1348	TH 212	4309-32	MNDOT	MILL & OVERLAY, JCT TH 15 (BROWNTON) TO W JCT TH 22	8.2	RS	MILL AND OVERLAY	NHS	4,165,000	3,332,000	0	0	833,000	0
1349	LOCAL 999	8808-SHL-13	DISTRICTWIDE	DISTRICTWIDE LOCAL SETASIDES - HSIP - 2013	0.0	SH	SAFETY TARGET	HSIP	733,333	660,000	0	0	0	73,333
1350	TH 999	8808-RW-13	MNDOT	DISTRICTWIDE SETASIDES - RIGHT OF WAY - 2013	0.0	RW	RIGHT OF WAY	SF	300,000	0	0	0	300,000	0
1351	TH 999	8808-SAS-13	MNDOT	DISTRICTWIDE SETASIDES - 2013	0.0	CA	MISCELLANEOUS	SF	5,449,570	0	0	0	5,449,570	0
1352	TH 999	8808-SHS-13	MNDOT	DISTRICTWIDE SETASIDES - HSIP - 2013	0.0	SH	SAFETY TARGET	HSIP	490,196	441,176	0	0	49,020	0
									\$47,428,171	\$22,731,910	\$0	\$1,483,978	\$16,568,090	\$6,644,193

Areawide Transportation Partnership (ATP) Boundaries



METRO DISTRICT

Metro District Engineer

Scott McBride

(651) 234-7700

Waters Edge Building

1500 W. County Road B-2

Roseville, Minnesota 55113-3174

General Information: (651) 234-7500

FAX: (651) 234-7786

ATP: M
Fiscal Year: 2010

STIP for FY 2010-2013

Seq #	Route System	Project Number	Agency	Description	Miles	Program	Type of Work	Proposed Funds	Total	FHWA	AC	FTA	TH	Other
1353	BB	TRF-0009-10	MN/DOT	SECT 5311: CARVER CO TRANSIT OPERATING ASSISTANCE	0.0	OB	OPERATE BUS	FTA	641,709	0	0	88,100	0	553,609
1354	BB	TRF-0018-10	MNDOT	SECT 5316: TWIN CITIES AREA MNDOT-JOB ACCESS/REVERSE COMMUTE PROJECTS (MET COUNCIL VAN-GO FOR COLLAR CO)-TBD	0.0	JA	BUS GRANT CAPITAL IMPROVEMENT	FTA	250,000	0	0	125,000	0	125,000
1355	BB	TRF-0051-10	MN/DOT	SECT 5311: SCOTT CO TRANSIT OPERATING ASSISTANCE	0.0	OB	OPERATE BUS	FTA	1,885,440	0	0	98,700	0	1,786,740
1356	BB	TRF-3703-10	MN/DOT	SECT 5311: CITY OF HASTINGS TRANSIT OPERATING ASSISTANCE	0.0	OB	OPERATE BUS	FTA	397,433	0	0	42,600	0	354,833
1357	BB	TRF-9028-09	MN/DOT	SECT 5309: NORTHSTAR CORRIDOR -CONSTRUCTION & START UP COSTS	0.0	B3	PLANNING	FTA	90,200,000	0	0	71,200,000	0	19,000,000
1358	BB	TRF-RCRRA-06	RAMSEY COUNTY	SECT 5339: RED ROCK/RUSH LINE/CENTRAL CORRIDOR STUDIES-ALTERNATIVE ANALYSES	0.0	PL	BUS GRANT CAPITAL IMPROVEMENT	FTA	2,475,000	0	0	1,980,000	0	495,000
1359	BB	TRF-RCRRA-07	RAMSEY COUNTY	SECT 5339: RED ROCK/RUSH LINE/CENTRAL CORRIDOR STUDIES-ALTERNATIVE ANALYSES	0.0	PL	BUS GRANT CAPITAL IMPROVEMENT	FTA	2,475,000	0	0	1,980,000	0	495,000
1360	BB	TRF-RCRRA-07A	RAMSEY COUNTY	SECT 5309: UNION DEPOT MULTIMODAL TRANSIT FACILITY, ST PAUL	0.0	B3	BUS GRANT CAPITAL IMPROVEMENT	FTA	501,600	0	0	401,280	0	100,320
1361	BB	TRF-RCRRA-08A	RAMSEY COUNTY	SECT 5309: UNION DEPOT MULTIMODAL TRANSIT FACILITY, ST PAUL	0.0	B3	BUS GRANT CAPITAL IMPROVEMENT	FTA	543,400	0	0	434,720	0	108,680
1362	BB	TRF-RCRRA-09	RAMSEY COUNTY	SECT 5309: RED ROCK CORRIDOR INTERMODAL BUS & BUS FACILITIES, NEWPORT (2009 APPROPRIATIONS ACT-BUSES & BUS FACILITIES)	0.0	B3	BUS GRANT CAPITAL IMPROVEMENT	FTA	475,000	0	0	475,000	0	0
1363	BB	TRF-RCRRA-09A	RAMSEY COUNTY	SECT 5309: UNION DEPOT MULTIMODAL TRANSIT FACILITY, ST PAUL	0.0	B3	BUS GRANT CAPITAL IMPROVEMENT	FTA	564,300	0	0	451,440	0	112,860
1364	BB	TRF-RLTF-07	MNDOT	SECT 5309: RUSHLINE CORRIDOR-CONSTRUCT BUS AMENITIES(2006 APPROPRIATION)	0.0	B3	BUS GRANT CAPITAL IMPROVEMENT	FTA	376,200	0	0	300,960	0	75,240
1365	BB	TRF-RLTF-08	MNDOT	SECT 5309: RUSHLINE CORRIDOR-CONSTRUCT BUS AMENITIES(2006 APPROPRIATION)	0.0	B3	BUS GRANT CAPITAL IMPROVEMENT	FTA	407,550	0	0	326,040	0	81,510
1366	BB	TRF-RLTF-09	MNDOT	SECT 5309: RUSHLINE CORRIDOR-CONSTRUCT BUS AMENITIES(2006 APPROPRIATION)	0.0	B3	BUS GRANT CAPITAL IMPROVEMENT	FTA	423,225	0	0	338,580	0	84,645

ATP: M
Fiscal Year: 2010

STIP for FY 2010-2013

Seq #	Route System	Project Number	Agency	Description	Miles	Program	Type of Work	Proposed Funds	Total	FHWA	AC	FTA	TH	Other
1367	BB	TRF-TCMT-10	MET COUNCIL-MT	SECT 5307: TWIN CITIES MET COUNCIL MT-BUS ACQUISITION	0.0	B9	PURCHASE BUS	FTA	50,000,000	0	0	40,000,000	0	10,000,000
1368	BB	TRF-TCMT-10A	MET COUNCIL-MT	SECT 5307: TWIN CITIES MET COUNCIL MT-ASSOCIATED CAPITAL MAINTENANCE	0.0	B9	BUS GRANT CAPITAL IMPROVEMENT	FTA	2,495,245	0	0	1,996,196	0	499,049
1369	BB	TRF-TCMT-10B	MET COUNCIL-MT	SECT 5307: TWIN CITIES MET COUNCIL MT-LRVS FOR 3 CAR TRAIN (PARTIAL FOR 17 VEHICLES, BALANCE ON FG)	0.0	B9	BUS GRANT CAPITAL IMPROVEMENT	FTA	30,000,000	0	0	24,000,000	0	6,000,000
1370	BB	TRF-TCMT-10C	MET COUNCIL-MT	SECT 5307: TWIN CITIES MET COUNCIL MT-FTH2	0.0	B9	BUS GRANT CAPITAL IMPROVEMENT	FTA	60,000,000	0	0	48,000,000	0	12,000,000
1371	BB	TRF-TCMT-10D	MET COUNCIL-MT	SECT 5307: TWIN CITIES MET COUNCIL MT-PREVENTIVE MAINTENANCE	0.0	B9	BUS GRANT CAPITAL IMPROVEMENT	FTA	37,500,000	0	0	30,000,000	0	7,500,000
1372	BB	TRF-TCMT-10E	MET COUNCIL-MT	SECT 5307: TWIN CITIES MET COUNCIL MT-CAPITAL LEASE-TIRES	0.0	B9	PURCHASE BUS	FTA	1,912,280	0	0	1,529,824	0	382,456
1373	BB	TRF-TCMT-10F	MET COUNCIL-MT	SECT 5307: TWIN CITIES MET COUNCIL MT-SECURITY/PROJECT MEETING 1% REQUIREMENT	0.0	B9	BUS GRANT CAPITAL IMPROVEMENT	FTA	700,000	0	0	560,000	0	140,000
1374	BB	TRF-TCMT-10G	MET COUNCIL-MTS	SECT 5307: TWIN CITIES MET COUNCIL MTS-VANGO CAP COST OF CONTRACTING	0.0	B9	BUS GRANT CAPITAL IMPROVEMENT	FTA	625,000	0	0	500,000	0	125,000
1375	BB	TRF-TCMT-10H	MET COUNCIL-MT	SECT 5307: TWIN CITIES MET COUNCIL MT-TRANSIT ENHANCEMENTS PROJECTS MEETING 1% REQUIREMENT	0.0	B9	BUS GRANT CAPITAL IMPROVEMENT	FTA	700,000	0	0	560,000	0	140,000
1376	BB	TRF-TCMT-10J	MET COUNCIL-MTS	SECT 5307: TWIN CITIES MET COUNCIL MTS-SW TRANSIT STATION - COP	0.0	B9	BUS GRANT CAPITAL IMPROVEMENT	FTA	379,516	0	0	303,613	0	75,903
1377	BB	TRF-TCMT-10K	MET COUNCIL-MT	SECT 5307: TWIN CITIES MET COUNCIL MT-TRANSIT BUSINESS COMPUTER SYSTEMS(HW & SW)	0.0	B9	BUS GRANT CAPITAL IMPROVEMENT	FTA	1,250,000	0	0	1,000,000	0	250,000
1378	BB	TRF-TCMT-10L	MET COUNCIL-U OFM	SECT 5307: TWIN CITIES MET COUNCIL U OF M-U OF MN BUS ACQUISITION	0.0	B9	PURCHASE BUS	FTA	375,000	0	0	300,000	0	75,000
1379	BB	TRF-TCMT-10M	MET COUNCIL-MTS	SECT 5307: TWIN CITIES MET COUNCIL MTS-MTS BUS ACQUISITION	0.0	B9	PURCHASE BUS	FTA	10,000,000	0	0	8,000,000	0	2,000,000

ATP: M
Fiscal Year: 2010

STIP for FY 2010-2013

Seq #	Route System	Project Number	Agency	Description	Miles	Program	Type of Work	Proposed Funds	Total	FHWA	AC	FTA	TH	Other
1380	BB	TRF-TCMT-10N	MET COUNCIL-MTS	SECT 5307: TWIN CITIES MET COUNCIL MTS-METRO MOBILITY CAPITAL COST OF CONTRACTING FOR SERVICES	0.0	B9	BUS GRANT CAPITAL IMPROVEMENT	FTA	6,250,000	0	0	5,000,000	0	1,250,000
1381	BB	TRF-TCMT-10P	MET COUNCIL-MTS	SECT 5307: TWIN CITIES MET COUNCIL MTS-REGIONAL FLEET CAPITAL COST OF CONTRACTING	0.0	B9	BUS GRANT CAPITAL IMPROVEMENT	FTA	3,125,000	0	0	2,500,000	0	625,000
1382	BB	TRF-TCMT-10Q	MET COUNCIL-MT	SECT 5309: FIXED GUIDEWAY: 3 CAR TRAIN PROGRAM- CONSTRUCTION OF LRT O&M FACILITY EXPANSION	0.0	B3	BUS GRANT CAPITAL IMPROVEMENT	FTA	10,985,000	0	0	8,788,000	0	2,197,000
1383	BB	TRF-TCMT-10R	MET COUNCIL-MT	SECT 5309: TWIN CITIES MET COUNCIL MT-LIGHT RAIL VEHICLES FOR 3 CAR TRAIN	0.0	B3	BUS GRANT CAPITAL IMPROVEMENT	FTA	36,000,000	0	0	28,800,000	0	7,200,000
1384	BB	TRF-TCMT-10S	MET COUNCIL-MT	SECT 5309 FIXED GUIDEWAY: TWIN CITIES MET COUNCIL MT-LRT ASSOCIATED CAPITAL MAINTENANCE	0.0	B3	BUS GRANT CAPITAL IMPROVEMENT	FTA	1,250,000	0	0	1,000,000	0	250,000
1385	BB	TRF-TCMT-10T	MET COUNCIL-MTS	SECT 5316: TWIN CITIES MET COUNCIL MTS-JOB ACCESS/REVERSE COMMUTE PROJECTS TBD	0.0	JA	BUS GRANT CAPITAL IMPROVEMENT	FTA	1,125,000	0	0	900,000	0	225,000
1386	BB	TRF-TCMT-10U	MET COUNCIL-MTS	SECT 5317: TWIN CITIES MET COUNCIL MTS-NEW FREEDOMS PROJECTS TBD-2010	0.0	NF	BUS GRANT CAPITAL IMPROVEMENT	FTA	875,000	0	0	700,000	0	175,000
1387	BB	TRF-TCMT-10V	MET COUNCIL-MT	SECT 5309 FIXED GUIDEWAY: TWIN CITIES MET COUNCIL MT-NORTHSTAR RAIL VEHICLES COACH OR LOCOMOTIVE	0.0	B3	BUS GRANT CAPITAL IMPROVEMENT	FTA	3,000,000	0	0	2,400,000	0	600,000
1388	BB	TRF-TCMT-10W	MET COUNCIL-MT	SECT 5309 FIXED GUIDEWAY: TWIN CITIES MET COUNCIL MT-NORTHSTAR EXTENSION SUBSTATION	0.0	B3	BUS GRANT CAPITAL IMPROVEMENT	FTA	3,000,000	0	0	2,400,000	0	600,000
1389	BB	TRF-TCMT-10X	MET COUNCIL-MT	SECT 5309 FIXED GUIDEWAY: TWIN CITIES MET COUNCIL MT-MOA SUBSTATION	0.0	B3	BUS GRANT CAPITAL IMPROVEMENT	FTA	3,000,000	0	0	2,400,000	0	600,000
1390	BB	TRS-7068-10A	MNDOT	HEARTLAND EXPRESS-PURCHASE CLASS 400 BUS	0.0	TR	PURCHASE BUS	STP	64,000	51,200	0	0	0	12,800
1391	BB	TRS-MVTA-10	MET COUNCIL-MTS	MVTA: PURCHASE 12 BUSES FOR DEDICATED OPERATION & DEPLOY ITS COMPONENTS FOR STATION-TO-STATION SERVICE ON CEDAR AVE BUSWAY(OTHER \$\$ ARE FROM 2005/2006 STATE BONDS)	0.0	TR	BUS GRANT CAPITAL IMPROVEMENT	CMAQ	6,142,500	4,914,000	0	0	0	1,228,500
1392	BB	TRS-SMTC-10A	SMTC	PURCHASE OF 10 BUSES FOR SERVICE EXPANSION	0.0	TR	PURCHASE BUS	CMAQ	5,457,000	4,365,600	0	0	0	1,091,400

Seq #	Route System	Project Number	Agency	Description	Miles	Program	Type of Work	Proposed Funds	Total	FHWA	AC	FTA	TH	Other
1393	BB	TRS-TCMT-10A	MET COUNCIL-MT	TRANSIT SERVICE EXPANSION TO PROVIDE NEW WEEKDAY PEAK PERIOD SERVICE ON NEW ROUTE 375, LAKE ELMO/WOODBURY & MPLS-FY 2010	0.0	TR	BUS GRANT CAPITAL IMPROVEMENT	CMAQ	322,156	257,725	0	0	0	64,431
1394	BB	TRS-TCMT-10B	MET COUNCIL-MT	PURCHASE 6 ARTIC BUSES & RELATED SPARE PARTS & EQUIPMENT FOR EXPANDED WEEKDAY SERVICE ON RTE 673, MINNETONKA & MPLS	0.0	TR	BUS GRANT CAPITAL IMPROVEMENT	CMAQ	3,402,600	2,722,080	0	0	0	680,520
1395	BB	TRS-TCMT-10C	MET COUNCIL-MT	PURCHASE OF 15 BUSES TO SUPPORT EXPRESS SERVICE ROUTES	0.0	TR	PURCHASE BUS	CMAQ	7,356,250	5,885,000	0	0	0	1,471,250
1396	RR	27-00292	MN/DOT	HENNEPIN CSAH 10, BASS LAKE RD, HENNEPIN CO-INSTALL 4-GATE SYSTEM(AC PROJECT, PAYBACK IN 2011)	0.0	SR	RAILROAD SURF/SIGNALS	RRS	35,425	0	318,825	0	0	35,425
1397	RR	19-00136	MNDOT	UPPER 71ST ST, INVER GROVE HTS-INSTALL GATES	0.0	SR	RR X-ING IMPROVEMENTS	RRS	240,750	216,675	0	0	0	24,075
1398	RR	27-00281	MNDOT	HENNEPIN CSAH 52, HENNEPIN AVE IN MINNEAPOLIS-INSTALL CANTILEVERS & GATES	0.0	SR	RR X-ING IMPROVEMENTS	RRS	262,500	236,250	0	0	0	26,250
1399	RR	27-00283	MNDOT	HENNEPIN CSAH 66, BROADWAY ST NE, MPLS-INSTALL CANTILEVERS & GATES	0.0	SR	RR X-ING IMPROVEMENTS	RRS	267,500	240,750	0	0	0	26,750
1400	RR	27-00284	MNDOT	MUN 1629, CEDAR LAKE BLVD, MPLS-INSTALL GATES	0.0	SR	RR X-ING IMPROVEMENTS	RRS	240,750	216,675	0	0	0	24,075
1401	RR	27-00287AC	MNDOT	MUN 859, E ISLAND AVE, MINNEAPOLIS-INSTALL GATES(AC PAYBACK, 1 OF 1)	0.0	SR	RR X-ING IMPROVEMENTS	RRS	216,675	216,675	0	0	0	0
1402	RR	27-00288AC	MNDOT	MUN 866, W ISLAND AVE, MINNEAPOLIS-INSTALL GATES(AC PAYBACK, 1 OF 1)	0.0	SR	RR X-ING IMPROVEMENTS	RRS	216,675	216,675	0	0	0	0
1403	RR	70-00118	MNDOT	PARK BLVD & ACORN WAY, ST LAWRENCE TWP-ELIMINATE AT-GRADE X-ING & CLOSE ACORN WAY X-ING	0.0	SR	RR X-ING IMPROVEMENTS	RRS	288,750	288,750	0	0	0	0
1404	RR	70-00119	MNDOT	MUN 38, SCOTT ST, SHAKOPEE-INSTALL FLASHERS	0.0	SR	RR X-ING IMPROVEMENTS	RRS	214,000	192,600	0	0	0	21,400
1405	RR	70-00120	MNDOT	MSAS 101, APGAR ST, SHAKOPEE-INSTALL GATES	0.0	SR	RR X-ING IMPROVEMENTS	RRS	240,750	216,675	0	0	0	24,075
1406	CR 132	02-596-07	ANOKA COUNTY	ANOKA CO RD 132 (85TH AVE) AT SPRINGBROOK DR, COON RAPIDS-CHANNELIZATION, TRAFFIC SIGNAL UPGRADE, ETC	0.0	SH	SPOT IMPROVEMENT	HSIP	1,070,000	963,000	0	0	0	107,000
1407	CR	02-596-09	ANOKA COUNTY	**MN130**RIGHT OF WAY ACQUISITION FOR MISSISSIPPI RIVER BRIDGE CONNECTING I-94 AND TH 10 BETWEEN TH 169 & TH 101	0.0	RW	RIGHT OF WAY	HPP	1,125,000	719,921	0	0	0	405,079

ATP: M
Fiscal Year: 2010

STIP for FY 2010-2013

Seq #	Route System	Project Number	Agency	Description	Miles	Program	Type of Work	Proposed Funds	Total	FHWA	AC	FTA	TH	Other
1408	CSAH 14	02-614-28	ANOKA COUNTY	21ST AVE TO OTTER LAKE RD INCLUDING INTERCHANGE RECONSTRUCTION AT I-35E, LINO LAKES-INTERCHANGE RECONSTRUCTION, BRIDGE WIDENING, ETC	0.5	RC	GRADE,SURFACE & BRIDGE	UG	10,175,000	5,775,000	0	0	0	4,400,000
1408	CSAH 14	02-614-28ES	ANOKA COUNTY	\$\$\$21ST AVE TO OTTER LAKE RD INCLUDING INTERCHANGE RECONSTRUCTION AT I-35E, LINO LAKES-INTERCHANGE RECONSTRUCTION, BRIDGE WIDENING, ETC (MNDOT PORTION OF PROJECT UNDER 0282-25)	0.5	RC	GRADE,SURFACE & BRIDGE	ES	2,412,500	2,412,500	0	0	0	0
1409	CSAH 14	02-614-32	ANOKA COUNTY	THRUSH ST TO CRANE ST, COON RAPIDS-WIDEN TO 4-LANE DIVIDED HWY-INTERSECTION IMPROVEMENTS, PED WKWY, ETC	1.1	RC	GRADE AND SURFACE	UG	9,200,000	5,885,000	0	0	0	3,315,000
1410	CSAH 116	02-652-05	ANOKA COUNTY	BUNKER LK BLVD(ANOKA CSAH 116),TH 65 TO RADISSON RD & ON RADISSON RD(ANOKA CSAH 52), BUNKER LK BLVD TO CSAH 14, HAM LAKE & BLAINE-RECONSTRUCT SEGMENTS, 2-LANE RURAL 4-LANE DIVIDED RDWY, TRAIL, ETC	2.6	RC	GRADE AND SURFACE	UG	12,300,000	7,723,221	0	0	0	4,576,779
1411	PED/BIKE	10-090-01	CARVER COUNTY	MAYER TO HENN/CARVER CO LINE-CONSTRUCT CARVER CO DAKOTA RAIL LINE PED/BIKE TRAIL ON ABANDONED DAKOTA RAIL LINE CORRIDOR	7.0	EN	PEDESTRIAN BIKE TRAIL	TEA	1,483,780	1,044,320	0	0	0	439,460
1411	PED/BIKE	10-090-01ES	CARVER COUNTY	\$\$\$MAYER TO HENN/CARVER CO LINE-CONSTRUCT CARVER CO DAKOTA RAIL LINE PED/BIKE TRAIL ON ABANDONED DAKOTA RAIL LINE CORRIDOR	7.0	EN	PEDESTRIAN BIKE TRAIL	ES	550,680	550,680	0	0	0	0
1412	TH 25	10-596-04	WATERTOWN	\$\$\$WHITE ST TO STATE ST IN WATERTOWN-RECONSTRUCT INCLUDING BITUMINOUS TRAIL	0.2	RC	GRADE AND SURFACE	ES	880,000	704,000	0	0	0	176,000
1413	CSAH 10	10-610-39	CARVER COUNTY	\$\$\$FOUR LOCATIONS WITHIN CARVER COUNTY-MILL & OVERLAY	0.0	RS	MILL AND OVERLAY	ES	1,395,500	1,116,400	0	0	0	279,100
1414	CSAH 30	10-630-27	MAYER	\$\$\$COMPOST SITE ACCESS-CONSTRUCT TURN LANES	0.0	SC	MILL AND OVERLAY	ES	120,000	96,000	0	0	0	24,000
1415	CR 40	10-640-09	CARVER	\$\$\$AT MAIN ST BRIDGE OVER SPRING CREEK-REPLACE BRIDGE #L2783 & ASSOCIATED ROADWORK	0.1	BR	BRIDGE REPLACEMENT	ES	500,000	460,000	0	0	0	40,000
1416	PED/BIKE	19-090-08	DAKOTA COUNTY	SPRING LAKE PARK RESERVE, NININGER TO EXISTING TRAILS, HASTINGS-CONSTRUCT E SEGMENT OF MISS RIVER REGIONAL TRAIL	3.4	EN	PEDESTRIAN BIKE TRAIL	TEA	1,050,000	762,533	0	0	0	287,467
1417	PED/BIKE	19-090-10	DAKOTA COUNTY	SPRING LAKE PARK RESERVE, NININGER TO EXISTING TRAILS, HASTINGS-PURCHASE RW FOR E SEGMENT OF MISS RIVER REGIONAL TRAIL	3.4	EN	RIGHT OF WAY	TEA	100,000	80,000	0	0	0	20,000
1418	BB	19-596-06A	DAKOTA COUNTY	SECT 5309: CEDAR AVE BUSWAY, DAKOTA CO-CONSTRUCTION (2006 APPROPRIATIONS ACT-OTHER \$\$ ARE FROM 2005/2006 STATE BONDS)	0.0	B3	BUS GRANT CAPITAL IMPROVEMENT	FTA	937,500	0	0	750,000	0	187,500

ATP: M

Fiscal Year: 2010

STIP for FY 2010-2013

Seq #	Route System	Project Number	Agency	Description	Miles	Program	Type of Work	Proposed Funds	Total	FHWA	AC	FTA	TH	Other
1419	CR 96	19-596-08	DAKOTA COUNTY	\$\$\$ESL\$\$\$RECONSTRUCT & PAVE 2 MILES OF DAKOTA CR 96, IMPROVE INTERSECTION AT DAKOTA CSAH 23-TIED WITH RR PROJECT 19-00137	2.0	RC	GRADE AND SURFACE	ES	1,890,217	1,890,217	0	0	0	0
1420	BB	19-623-27	DAKOTA COUNTY	**MN170**CEDAR AVE BUSWAY, DAKOTA CO-RIGHT OF WAY ACQUISITION	0.0	RW	RIGHT OF WAY	HPP	5,399,400	4,319,520	0	0	0	1,079,880
1420	BB	19-623-27A	DAKOTA COUNTY	**MN218**CEDAR AVE BUSWAY, DAKOTA CO-RIGHT OF WAY ACQUISITION	0.0	RW	RIGHT OF WAY	HPP	4,209,600	3,367,680	0	0	0	841,920
1421	CSAH 42	19-642-44	DAKOTA COUNTY	**MN223**AT TH 52 INTERCHANGE IN ROSEMOUNT-RIGHT OF WAY FOR RECONSTRUCTION OF INTERCHANGE	0.0	RW	RIGHT OF WAY	HPP	2,700,000	1,462,238	0	0	0	1,237,762
1422	CSAH 42	19-642-45	DAKOTA COUNTY	**MN223**AT TH 52 INTERCHANGE IN ROSEMOUNT-PRELIMINARY ENGINEERING FOR RECONSTRUCTION OF INTERCHANGE	0.0	PL	PLANNING	HPP	2,000,000	1,462,337	0	0	0	537,663
1423	PED/BIKE	27-090-22	HENNEPIN COUNTY	**MN242**FRANCE AVE TO MISSISSIPPI RIVER-RAILING & RETAINING WALL ALONG MIDTOWN GREENWAY CORRIDOR(2006 APPROPRIATIONS ACT)	0.6	BT	PEDESTRIAN BIKE BRIDGE	HPP	950,512	950,512	0	0	0	0
1424	PED/BIKE	27-090-23	HENNEPIN COUNTY	\$\$\$ESEN\$\$\$ALONG 3RD AVE, 12TH ST N TO 7TH ST N, MPLS-CONSTRUCT CEDAR LAKE TR THIRD AVE N CONN, ETC(ARRA EN \$\$\$)	0.2	EN	GRADE AND SURFACE	ES	1,513,000	1,193,000	0	0	0	320,000
1425	TH 55	27-596-05	HENNEPIN COUNTY	**MN120**RIGHT OF WAY ACQUISITION FOR TH 55 CORRIDOR PROTECTION PROJECT	21.0	RW	RIGHT OF WAY	HPP	867,249	693,799	0	0	0	173,450
1426	TH 55	27-596-06	HENNEPIN COUNTY	**MN120**ENVIRONMENTAL STUDIES FOR TH 55 CORRIDOR PROTECTION PROJECT	21.0	PL	PLANNING	HPP	700,000	560,000	0	0	0	140,000
1427	CSAH 3	27-603-43	HENNEPIN COUNTY	EXCELSIOR BLVD(HENNEPIN CSAH 3) OVER MINNEHAHA CREEK, ST LOUIS PARK-REPLACE BR 90455(TOTAL COST INCLUDES SAP 27-603-50(GRADING) SO CONSTRUCTION COULD BE COORDINATED)	0.0	BR	BRIDGE REPLACEMENT	BR	4,200,000	718,962	0	0	0	3,481,038
1428	CSAH 3	27-603-52	HENNEPIN COUNTY	**MN061**LAKE ST ACCESS TO I-35W, MPLS-PRELIMINARY ENGINEERING(2001 APPROPRIATIONS ACT)	0.0	PL	PLANNING	HPP	1,050,000	840,000	0	0	0	210,000
1429	CSAH 22	27-622-03	HENNEPIN COUNTY	LYNDALE AVE(HENNEPIN CSAH 22) OVER MINNEHAHA CREEK, MPLS-REPLACE BR 90444	0.0	BR	BRIDGE REPLACEMENT	BR	2,400,000	1,449,157	0	0	0	950,843
1430	CSAH 81	27-681-27	HENNEPIN COUNTY	N OF TH 100 TO N OF HENNEPIN CSAH 10, CRYSTAL-RECONSTRUCT TO 6-LANE DIVIDED RDW, PED/BIKE PATH, INTERSECTION IMPROVEMENTS, ETC(AC PROJECT, PAYBACK IN 2011)	1.4	RC	GRADE AND SURFACE	UG	18,177,500	0	5,885,000	0	0	18,177,500
1430	PED/BIKE	27-681-27A	HENNEPIN COUNTY	PEDESTRIAN SAFETY ENHANCEMENTS ALONG HENNEPIN CSAH 81, ROBBINSDALE("OTHER FHWA" IS TCSP FUNDS)	1.4	BT	PEDESTRIAN BIKE BRIDGE	FFM	937,500	750,000	0	0	0	187,500

ATP: M
Fiscal Year: 2010

STIP for FY 2010-2013

Seq #	Route System	Project Number	Agency	Description	Miles	Program	Type of Work	Proposed Funds	Total	FHWA	AC	FTA	TH	Other
1431	CSAH 153	27-753-16	HENNEPIN COUNTY	\$\$\$ESL\$LOWRY AVE OVER MISSISSIPPI RIVER-REPLACE BRIDGE #2723 INCLUDING APPROACHES & STORMWATER QUALITY IMPROVEMENTS	0.2	BR	BRIDGE REPLACEMENT	ES	65,000,000	10,000,000	0	0	0	55,000,000
1431	CSAH 153	27-753-16A	HENNEPIN COUNTY	LOWRY AVE BRIDGE #2723 REPLACEMENT, MPLS (2009 APPROPRIATIONS ACT-TCSP)	0.0	BR	BRIDGE REPLACEMENT	HPP	593,750	475,000	0	0	0	118,750
1432	CSAH 31	62-631-05	RAMSEY COUNTY	MARYLAND AVE AT RICE ST, ST PAUL-RECONSTRUCTION, WIDENING, UPGRADE TRAFFIC SIGNAL, ETC	0.0	SH	SPOT IMPROVEMENT	HSIP	1,600,000	708,750	0	0	0	891,250
1433	CSAH 31	62-631-06	RAMSEY COUNTY	MARYLAND AVE, PROSPERITY AVE, ST PAUL-RECONSTRUCTION, WIDENING, SIGNAL UPGRADE, ETC	0.0	SH	SPOT IMPROVEMENT	HSIP	1,600,000	722,250	0	0	0	877,750
1434	CSAH 65	62-665-44	RAMSEY COUNTY	WHITE BEAR AVE, N OF RADATZ AVE TO N OF RAMSEY CO RD D, MAPLEWOOD, RECONSTRUCT 4-LANE TO 6-LANES WITH LEFT TURN LN & ADJACENT ST CONNECTIONS	0.7	RC	GRADE AND SURFACE	UG	9,000,000	7,161,532	0	0	0	1,838,468
1435	CSAH 16	70-616-24	SCOTT COUNTY	SCOTT CSAH 16(MCCOLL DR), GLENDALE RD, SAVAGE-CONSTRUCT MULTI-LANE ROUNDABOUT	0.0	SH	SPOT IMPROVEMENT	HSIP	1,500,000	770,400	0	0	0	729,600
1436	CSAH 21	70-621-24	SCOTT COUNTY	FROM SCOTT CSAH 42 IN PRIOR LAKE TO SCOTT CSAH 16 IN SHAKOPEE-GRADING, DRAINAGE, BRIDGE, ETC(AC PROJECT, PAYBACK IN 2011)	1.5	MC	GRADE,SURFACE & BRIDGE	UG	3,749,916	2,484,916	1,515,084	0	0	1,265,000
1437	CSAH 21	70-621-25	SCOTT COUNTY	SCOTT CSAH 16 TO SCOTT CSAH 18, SHAKOPEE-GRADING, DRAINAGE, BRS, ETC	0.6	RC	GRADE,SURFACE & BRIDGE	UG	4,535,000	2,500,000	0	0	0	2,035,000
1438	CSAH 21	70-621-27	SCOTT COUNTY	FROM SCOTT CSAH 16 TO SCOTT CSAH 18 IN SHAKOPEE-SURFACING, SIGNALS, ETC	0.6	MC	SURFACING	UG	3,484,916	2,484,916	0	0	0	1,000,000
1438	CSAH 21	70-621-27ES	SCOTT COUNTY	\$\$\$ESL\$FROM SCOTT CSAH 16 TO SCOTT CSAH 18 IN SHAKOPEE-SURFACING, SIGNALS, ETC	0.6	MC	SURFACING	ES	5,283,647	5,283,647	0	0	0	0
1439	CSAH 21	70-621-28	SCOTT COUNTY	FROM SCOTT CSAH 42 IN PRIOR LAKE TO SCOTT CSAH 16 IN SHAKOPEE-SURFACING, SIGNALS, ETC	1.5	MC	SURFACING	UG	3,176,000	2,540,000	0	0	0	636,000
1439	CSAH 21	70-621-28ES	SCOTT COUNTY	\$\$\$ESL\$FROM SCOTT CSAH 42 IN PRIOR LAKE TO SCOTT CSAH 16 IN SHAKOPEE-SURFACING, SIGNALS, ETC	1.5	MC	SURFACING	ES	2,040,353	2,040,353	0	0	0	0
1440	PED/BIKE	82-090-01	WASHINGTON COUNTY	HARDWOOD CREEK REGIONAL TRAIL, FOREST LAKE-CONSTRUCT PED/BIKE BR 82523 OVER WASHINGTON CSAH 2 (BROADWAY AVE)	0.0	EN	PEDESTRIAN BIKE BRIDGE	TEA	961,893	769,514	0	0	0	192,379
1441	CR 83	82-596-04	WASHINGTON COUNTY	\$\$\$ESL\$AT OVERPASS OF I35-CONSTRUCT BRIDGE & RETAINING WALLS	0.0	MC	NEW BRIDGE	ES	10,000,000	5,000,000	0	0	0	5,000,000
1442	CSAH 2	82-602-14	WASHINGTON COUNTY	WASHINGTON CSAH 2 (W BDWY AVE) & 12TH ST NW, FOREST LAKE-MEDIAN INSTALLATION & TRAFFIC SIGNAL PHASING	0.0	SH	SPOT IMPROVEMENT	HSIP	1,070,000	963,000	0	0	0	107,000

ATP: M

Fiscal Year: 2010

STIP for FY 2010-2013

Seq #	Route System	Project Number	Agency	Description	Miles	Program	Type of Work	Proposed Funds	Total	FHWA	AC	FTA	TH	Other
1443	CSAH 2	82-602-16	WASHINGTON COUNTY	**MN165**I-35 INTERCHANGE, FOREST LAKE-RIGHT OF WAY ACQUISITION	0.0	RW	RIGHT OF WAY	HPP	1,758,279	824,279	0	0	0	934,000
1444	CSAH 2	82-602-17	WASHINGTON COUNTY	**MN165**I-35 INTERCHANGE, FOREST LAKE-CONSTRUCTION	0.0	RC	GRADE AND SURFACE	HPP	869,351	695,481	0	0	0	173,870
1445	LOCAL 999	91-060-67	MPLS PARK/REC BOARD	GRAND ROUNDS MISSISSIPPI GORGE-PICNIC/OBSERVATION AREA(SCENIC BYWAYS 2007 APPROPRIATION ACT)	0.0	RB	REST AREA	SB	170,000	136,000	0	0	0	34,000
1446	LOCAL 999	91-060-79	MPLS PARK/REC BOARD	MPLS GRAND ROUNDS VICTORY MEMORIAL(SCENIC BYWAYS 2007 APPROPRIATION ACT)	0.0	PL	PLANNING	SB	112,500	90,000	0	0	0	22,500
1447	LOCAL 999	91-060-83	MPLS PARK/REC BOARD	GRAND ROUNDS MISSISSIPPI GORGE-RESTROOMS FACILITY(SCENIC BYWAYS 2007 APPROPRIATION ACT)	0.0	RB	REST AREA	SB	300,000	200,000	0	0	0	100,000
1448	CMAQ	91-080-06	SMTc	COMPLETION OF SMTc MARKET STREET STATION, CHANHASSEN PARK-N-RIDE EXPANSION FACILITY	0.0	TR	BUS GRANT CAPITAL IMPROVEMENT	CMAQ	9,000,000	5,575,000	0	0	0	3,425,000
1449	PED/BIKE	91-090-43	ANOKA CO PARK & REC DEPT	S OF GOLDEN LAKE ELEM SCHOOL IN CIRCLE PINES TO LINO LAKES TOWN CENTER DEVELOPMENT-CONSTRUCT RICE CREEK NORTH REGIONAL TRAIL EXPANSION	4.0	EN	PEDESTRIAN BIKE TRAIL	TEA	3,348,450	1,050,000	0	0	0	2,298,450
1450	PED/BIKE	91-090-46	ST PAUL PARK/REC	BRUCE VENTO NATURE SANCTUARY/INDIAN MOUNDS REG PARK TR/STAIR CONN, ST PAUL-CONSTRUCT NEW STAIRWAY & BIKEWALK THAT WILL TRAVERSE 110 FEET OF VERTICAL BLUFF	0.0	EN	PED/BIKE IMPROVEMENT	TEA	1,312,500	1,050,000	0	0	0	262,500
1451	PED/BIKE	91-090-47	DAKOTA COUNTY	PINE BEND BLUFFS TRAILHEAD TO 117TH ST, INVER GROVE HTS-CONSTRUCT MISS RIVER REGIONAL PED/BIKE TRAIL	1.5	EN	PEDESTRIAN BIKE TRAIL	TEA	1,179,140	943,312	0	0	0	235,828
1452	PED/BIKE	91-090-48	DAKOTA COUNTY	CAHILL AVE TO PINE BEND BLUFFS TRAILHEAD, INVER GROVE HTS-CONSTRUCT MISS RIVER REGIONAL PED/BIKE TRAIL	1.0	EN	PEDESTRIAN BIKE TRAIL	TEA	606,000	484,800	0	0	0	121,200
1453	PED/BIKE	91-090-50	SAINT PAUL	**MN181**BIKE TR/BRIDGE OVER RR & WARNER RD, BRUCE VENTO REGIONAL TRAIL TO MISS RIVER CORR TRAIL, ST PAUL-CONSTRUCTION	0.0	BT	GRADE AND SURFACE	HPP	999,850	799,880	0	0	0	199,970
1454	PED/BIKE	91-090-63	DAKOTA COUNTY	CAHILL AVE TO PINE BEND BLUFFS TRAILHEAD, INVER GROVE HTS-PURCHASE RW	1.0	EN	RIGHT OF WAY	TEA	60,000	48,000	0	0	0	12,000
1455	PED/BIKE	91-090-66	MPLS PARK/REC BOARD	\$\$\$ESEN\$\$\$OVER MINNEHAHA CREEK AT BRYANT AVE, MPLS-REHAB PEDESTRIAN BRIDGE #L6393 (ARRA EN \$\$\$)	0.1	EN	BRIDGE REPAIR OTHER	ES	477,000	382,000	0	0	0	95,000
1456	BB	91-595-20	RAMSEY COUNTY	SECT 1301: UNION DEPOT MULTIMODAL TRANSIT FACILITY, ST PAUL-RIGHT OF WAY ACQUISITION-THIS WAS SP 62-595-01	0.0	RW	MISCELLANEOUS	HPP	50,000,000	20,000,000	0	0	0	30,000,000

ATP: M
Fiscal Year: 2010

STIP for FY 2010-2013

Seq #	Route System	Project Number	Agency	Description	Miles	Program	Type of Work	Proposed Funds	Total	FHWA	AC	FTA	TH	Other
1457	BB	91-595-22	RAMSEY COUNTY	SECT 5309: UNION DEPOT MULTIMODAL TRANSIT FACILITY, ST PAUL-PRELIMINARY ENGINEERING (2008 APPROPRIATIONS ACT-TRANSIT)	0.0	B3	BUS GRANT CAPITAL IMPROVEMENT	FTA	820,750	0	0	656,600	0	164,150
1458	BB	91-595-23	RAMSEY COUNTY	SECT 1301: UNION DEPOT MULTIMODAL TRANSIT FACILITY, ST PAUL-CONSTRUCTION	0.0	TR	MISCELLANEOUS	HPP	32,500,000	26,000,000	0	0	0	6,500,000
1459	BB	91-595-24	RAMSEY COUNTY	SECT 1301: UNION DEPOT MULTIMODAL TRANSIT FACILITY, ST PAUL-PRELIMINARY ENGINEERING	0.0	PL	PLANNING	HPP	5,000,000	4,000,000	0	0	0	1,000,000
1460	CMAQ	91-596-01	MET COUNCIL-MT	300-CAR EXPANSION OF EXISTING PARK-RIDE LOT ON LAND TO BE PURCHASED ABUTTING THE N EDGE OF AN EXISTING LOT AT I-35W/95TH AVE NE, BLAINE	0.0	TR	BUS GRANT CAPITAL IMPROVEMENT	CMAQ	802,500	642,000	0	0	0	160,500
1461	PED/BIKE	92-090-45	DNR	SEEN\$OVER TH 120, N ST PAUL & OAKDALE- CONSTRUCT GATEWAY TRAIL BRIDGE(ARRA EN \$)	0.3	EN	GRADE,SURFACE & BRIDGE	ES	1,943,500	1,300,000	0	0	0	643,500
1462	PED/BIKE	92-090-48	DNR	OVER WASHINGTON CSAH 15(MANNING AVE) IN GRANT- REASSEMBLE BR 5721 & PLACE GATEWAY TRAIL BRIDGE 82524 OVER WASHINGTON CSAH 15	0.0	EN	GRADE,SURFACE & BRIDGE	TEA	709,767	567,814	0	0	0	141,953
1463	CITY	98-080-34	NEWPORT	**MN34**NEWPORT NORTH RAVINE, STERLING TO HASTINGS AVE, NEWPORT-EROSION & RATE CONTROL PROJECT TO PROVIDE RELIEF TO WAKOTA STORM WATER SYSTEM	0.4	DR	GRADE AND SURFACE	HPP	1,700,000	650,000	0	0	0	1,050,000
1464	TH 10	103-010-16	ANOKA COUNTY	**MN196**US 10 CORRIDOR IMPROVEMENTS, CITY OF ANOKA - PE	3.0	PL	PLANNING	HPP	899,900	719,920	0	0	0	179,980
1464	TH 10	103-010-16A	ANOKA	**MN092**TH 10, ANOKA-DESIGN(2005 APPROPRIATIONS ACT)	3.0	PL	PLANNING	HPP	0	0	0	0	0	0
1465	PED/BIKE	107-591-01	BLOOMINGTON	**SRTS IN** SAFE ROUTES TO SCHOOL -CONSTRUCT NEW SIDEWALK TO FILL GAPS IN ROUTES TO 5 SCHOOLS IN BLOOMINGTON	0.0	BT	GRADE AND SURFACE	SRTS	131,000	131,000	0	0	0	0
1466	PED/BIKE	107-591-02	BLOOMINGTON	**SRTS NI** SAFE ROUTES TO SCHOOL - ENCOURAGEMENT ACTIVITIES TO PROMOTE BICYCLING AND WALKING EDUCATION IN BLOOMINGTON	0.0	BT	PLANNING	SRTS	5,000	5,000	0	0	0	0
1467	PED/BIKE	107-591-03	BLOOMINGTON	**SRTS IN** SAFE ROUTES TO SCHOOL -PRELIMINARY ENGINEERING TO CONSTRUCT NEW SIDEWALK TO FILL GAPS IN ROUTES TO 5 SCHOOLS IN BLOOMINGTON	0.0	BT	PLANNING	SRTS	39,000	39,000	0	0	0	0
1468	CSAH 10	109-020-12	BROOKLYN CENTER	SESL\$ALONG HENNEPIN CSAH 10, BROOKLYN BLVD TO TH 100-PED/BIKE TRAIL	0.8	BT	PEDESTRIAN BIKE TRAIL	ES	2,500,000	2,000,000	0	0	0	500,000
1469	TH 65	113-010-15	COLUMBIA HTS	SESL\$TH 65 & APPROACHES IN VICINITY OF 49TH AVE- REPLACE PED BRIDGE #02021 CROSSING	0.1	BR	BRIDGE REPLACEMENT	ES	2,800,000	2,520,000	0	0	0	280,000

ATP: M

Fiscal Year: 2010

STIP for FY 2010-2013

Seq #	Route System	Project Number	Agency	Description	Miles	Program	Type of Work	Proposed Funds	Total	FHWA	AC	FTA	TH	Other
1469	TH 65	113-010-15A	COLUMBIA HTS	49TH AVE, COLUMBIA HTS-PEDESTRIAN BRIDGE # 02021 REPLACEMENT (2009 APPROPRIATIONS ACT-TCSP)	0.0	BR	BRIDGE REPLACEMENT	FFM	312,500	250,000	0	0	0	62,500
1470	TH 65	113-010-16	COLUMBIA HTS	49TH AVE, COLUMBIA HTS-RIGHT OF WAY FOR PEDESTRIAN BRIDGE #02021 REPLACEMENT (2009 APPROPRIATIONS ACT-TCSP)	0.0	RW	RIGHT OF WAY	FFM	281,250	225,000	0	0	0	56,250
1471	PED/BIKE	114-020-40	COON RAPIDS	SEEN\$SALONG MAIN ST, ROUND LAKE BLVD TO WEDGEWOOD DR, COON RAPIDS-CONSTRUCT BIT TRAIL, ETC(ARRA EN \$S)	0.3	EN	GRADE AND SURFACE	ES	229,000	229,000	0	0	0	0
1472	CITY	114-030-10	COON RAPIDS	ESL\$CITYWIDE-CONVERT SEVERAL TRAFFIC SIGNALS TO LED ALONG WITH PED SIGNALS AND PUSH BUTTONS	0.0	SC	TRAFFIC SIGNAL REVISION	ES	225,000	180,000	0	0	0	45,000
1473	MSAS 302	127-302-16	FRIDLEY	ESL\$ON 61ST AVE FROM MAIN ST TO CENTRAL AVE-MILL & OVERLAY AND STRIPE FOR BIKE LANES	1.5	RS	MILL AND OVERLAY	ES	350,000	262,500	0	0	0	87,500
1474	PED/BIKE	138-010-17	MAPLEWOOD	SEEN\$SALONG TH 5(STILLWATER RD), LAKEWOOD DR TO CENTURY AVE IN MAPLEWOOD-CONSTRUCT BITUMINOUS TRAIL, DRAINAGE, ETC(ARRA EN \$S)	0.8	EN	GRADE AND SURFACE	ES	1,060,000	800,000	0	0	0	260,000
1475	MSAS 103	140-103-16	MENDOTA HTS	ESL\$VISITATION DR & MENDOTA HTS RD & LAKE DR & MENDOTA HTS RD-CONSTRUCT INTERSECTION CONTROL	0.0	SC	TRAFFIC SIGNAL INST.	ES	400,000	310,000	0	0	0	90,000
1476	CMAQ	141-030-18	MINNEAPOLIS	UPGRADES & ENHANCEMENTS TO CITY TRAFFIC MANAGEMENT CENTER & INTELLIGENT TRANSPORTATION SYSTEM CAPABILITIES	0.0	TM	TRAFFIC MGMT. SYSTEM	CMAQ	5,460,500	4,368,400	0	0	0	1,092,100
1477	CMAQ	141-080-39	MINNEAPOLIS	OPTIMIZE SIGNAL TIMING AT SIGNALIZED INTERSECTIONS, OLSON HWY, MPLS	0.0	TM	TRAFFIC SIGNAL REVISION	CMAQ	31,250	25,000	0	0	0	6,250
1478	CMAQ	141-080-46	MINNEAPOLIS	TRAFFIC SIGNAL IMPROVEMENTS TO DOWNTOWN ST SYSTEM TO PROVIDE DAILY ENHANCED PREFERRED TREATMENT FOR BUS & LRT TRANSIT PATRONS	0.0	TR	TRAFFIC SIGNAL REVISION	CMAQ	525,000	420,000	0	0	0	105,000
1479	CMAQ	141-080-47	MINNEAPOLIS	DEVELOPMENT & IMPLEMENTATION OF TRAFFIC SIGNAL TIMING PLANS & STRATEGIES FOR N SIDE INTERSECTIONS, MPLS(AC PROJECT,PAYBACK IN 2011)	0.0	TM	TRAFFIC SIGNAL REVISION	CMAQ	125,000	0	400,000	0	0	125,000
1480	PED/BIKE	141-090-22	MINNEAPOLIS	ROYALSTON AVE TO W RIVER PKWY, MPLS, CEDAR LAKE TRAIL(PHASE 3)	1.0	BT	PEDESTRIAN BIKE TRAIL	UG	3,425,000	2,561,976	0	0	0	863,024
1481	PED/BIKE	141-090-26	MINNEAPOLIS	MARSHALL ST NE TO MONROE ST NE, MPLS-CONSTRUCT 18TH AVE NE TRAIL PHASE 2-LIGHTING, RETAINING WALLS, FENCING, SIGNAGE, ETC	1.1	EN	PED/BIKE IMPROVEMENT	TEA	1,337,500	1,070,000	0	0	0	267,500
1482	PED/BIKE	141-090-27	MINNEAPOLIS	I-35W TO W RIVER PKWY, MPLS-CONSTRUCT RIVERLAKE GREENWAY ALONG E 40TH AND 42ND ST INCLUDING TRAFFIC CALMING, LANDSCAPING & STREETScape AMENITIES	2.5	EN	PED/BIKE IMPROVEMENT	TEA	1,337,500	1,070,000	0	0	0	267,500

ATP: M
Fiscal Year: 2010

STIP for FY 2010-2013

Seq #	Route System	Project Number	Agency	Description	Miles	Program	Type of Work	Proposed Funds	Total	FHWA	AC	FTA	TH	Other
1482	PED/BIKE	141-090-27A	TRANSIT FOR LIV COMM	SECT 1807: NON-MOTORIZED PILOT PROGRAM IN TWIN CITIES-MPLS-RIVER LAKE GREENWAY, I35W EAST TO W RIVER PKWY-TIED TO 141-090-27 (THIS IS REMAINING FROM SP 141-091-08)	0.0	BT	PED/BIKE IMPROVEMENT	FFM	150,000	150,000	0	0	0	0
1483	PED/BIKE	141-090-31	MINNEAPOLIS	SECT 1807: NON-MOTORIZED PILOT PROGRAM IN TWIN CITIES	0.0	BT	GRADE AND SURFACE	FFM	5,312,500	5,312,500	0	0	0	0
1484	PED/BIKE	141-091-06	TRANSIT FOR LIV COMM	SECT 1807: NON-MOTORIZED PILOT PROGRAM IN TWIN CITIES-PRE ENGINEERING FOR MPLS LRT TRAIL PROJECTS(BIKE ROUNDABOUT & DOWNTOWN CONNECTION)	0.0	PL	PLANNING	FFM	45,000	45,000	0	0	0	0
1485	PED/BIKE	141-091-07	TRANSIT FOR LIV COMM	SECT 1807: NON-MOTORIZED PILOT PROGRAM IN TWIN CITIES-PRE ENG FOR MPLS-U OF MN TRAIL, BR 9 TO OAK ST ALONG RR CORRIDOR	0.0	PL	PLANNING	FFM	95,000	95,000	0	0	0	0
1486	PED/BIKE	141-091-11	TRANSIT FOR LIV COMM	SECT 1807: NON-MOTORIZED PILOT PROGRAM IN TWIN CITIES-BIKE & PED PROGRAM FOR MPLS-YEAR 3	0.0	BT	PLANNING	FFM	315,000	315,000	0	0	0	0
1487	PED/BIKE	141-091-13	MINNEAPOLIS	SECT 1807: NON-MOTORIZED PILOT PROGRAM IN TWIN CITIES-CONSTRUCT BIKE/WALK CORRIDOR ALONG 6TH & FILLMORE, MPLS	0.0	BT	GRADE AND SURFACE	FFM	275,000	275,000	0	0	0	0
1488	PED/BIKE	141-091-15	MINNEAPOLIS	SECT 1807: NON-MOTORIZED PILOT PROGRAM IN TWIN CITIES-MPLS OPERATIONS PROJECTS(BIKE LANES & BLVD TREATMENTS ALONG 5 CORRIDORS-CONSTRUCTION, CE, AND EDUCATIONAL ACTIVITIES	0.0	BT	GRADE AND SURFACE	FFM	605,220	605,220	0	0	0	0
1489	PED/BIKE	141-091-16	MINNEAPOLIS	SECT 1807: NON-MOTORIZED PILOT PROGRAM IN TWIN CITIES-MPLS-U OF MN TRAIL FROM BR 9 TO OAK ST ALONG RR CORRIDOR	0.0	BT	GRADE AND SURFACE	FFM	2,405,000	2,405,000	0	0	0	0
1490	PED/BIKE	141-091-19	MINNEAPOLIS	SECT 1807: NON-MOTORIZED PILOT PROGRAM IN TWIN CITIES-MPLS LRT TRAIL PROJECTS(BIKE ROUNDABOUT & DOWNTOWN CONNECTION)	0.0	BT	GRADE AND SURFACE	FFM	860,000	815,000	0	0	0	45,000
1491	PED/BIKE	141-091-20	MINNEAPOLIS	SECT 1807: NON-MOTORIZED PILOT PROGRAM IN TWIN CITIES-MPLS OPERATIONS PROJECTS(BIKE LANES & BLVD TREATMENTS ALONG 12 CORRIDORS)-CONSTRUCTION, CE, AND EDUCATIONAL ACTIVITIES	0.0	BT	GRADE AND SURFACE	FFM	1,009,780	1,009,780	0	0	0	0
1492	MSAS 262	141-262-14	MINNEAPOLIS	\$\$\$ESL\$\$\$42ND AVE N/37TH AVE NE, LYNDAL AVE N TO ST ANTHONY PKWY-BRIDGE REHABILITATION	0.0	BI	BRIDGE REPAIR	ES	13,500,000	10,000,000	0	0	0	3,500,000
1493	CITY	141-366-15	MINNEAPOLIS	31ST ST, 9 LOCATIONS, HENNEPIN TO 2ND AVE, MPLS-OVERHEAD SIGNAL INDICATIONS-PHASE 1	0.0	SH	TRAFFIC SIGNAL REVISION	HSIP	472,500	425,250	0	0	0	47,250
1494	PED/BIKE	141-591-04	MINNEAPOLIS	**SRTS IN** SAFE ROUTES TO SCHOOL - SIGNING, BIKE RACKS, PAVEMENT MARKINGS IN MINNEAPOLIS	0.0	BT	GRADE AND SURFACE	SRTS	63,000	63,000	0	0	0	0

ATP: M
Fiscal Year: 2010

STIP for FY 2010-2013

Seq #	Route System	Project Number	Agency	Description	Miles	Program	Type of Work	Proposed Funds	Total	FHWA	AC	FTA	TH	Other
1495	PED/BIKE	141-591-05	MINNEAPOLIS	**SRTS NI** SAFE ROUTES TO SCHOOL - BICYCLE AND PEDESTRIAN SAFETY EDUCATION AND ENFORCEMENT IN MINNEAPOLIS	0.0	BT	PLANNING	SRTS	5,000	5,000	0	0	0	0
1496	PED/BIKE	141-591-06	MINNEAPOLIS	**SRTS IN** SAFE ROUTES TO SCHOOL - PRELIMINARY ENGINEERING OF MAPPING OF SAFE ROUTES TO EACH SCHOOL AND DISTRIBUTING THE MAPS IN MINNEAPOLIS	0.0	BT	PLANNING	SRTS	57,000	57,000	0	0	0	0
1497	CITY	145-030-01	MOUND	\$\$\$ESL\$\$\$ON SHORELINE BLVD & COMMERCE BLVD, E CITY LIMITS TO W CITY LIMITS-REPLACE/RECONSTRUCT STREET LIGHTING & RECONSTRUCT SIDEWALK	3.0	SC	LIGHTING	ES	700,000	630,000	0	0	0	70,000
1498	PED/BIKE	147-591-04	NEW BRIGHTON	**SRTS IN** SAFE ROUTES TO SCHOOL - CONSTRUCTION OF TRAILS NEAR HIGHVIEW MIDDLE SCHOOL AND HANSEN PARK IN NEW BRIGHTON	0.0	BT	GRADE AND SURFACE	SRTS	74,000	74,000	0	0	0	0
1499	MSAS 159	155-159-04	PLYMOUTH	\$\$\$ESL\$\$\$ON CAMPUS DR/26TH AVE FROM HENNEPIN CR 61 TO SYCAMORE LN-MILL& OVERLAY, RECONSTRUCT AND REPLACE CULVERT	0.3	RS	MILL AND OVERLAY	ES	433,200	346,560	0	0	0	86,640
1500	PED/BIKE	155-591-03	PLYMOUTH	**SRTS IN** SAFE ROUTES TO SCHOOL - SIDEWALK AND TRAIL CONSTRUCTION AND INTERSECTION IMPROVEMENTS IN PLYMOUTH	0.0	BT	GRADE AND SURFACE	SRTS	172,500	172,500	0	0	0	0
1501	PED/BIKE	155-591-04	PLYMOUTH	**SRTS NI** SAFE ROUTES TO SCHOOL - DEVELOPMENT AND DELIVERY OF BIKE AND PEDESTRIAN EDUCATIONAL MATERIALS IN PLYMOUTH	0.0	BT	PLANNING	SRTS	2,500	2,500	0	0	0	0
1502	PED/BIKE	157-091-04	RICHFIELD	SECT 1807: NON-MOTORIZED PILOT PROGRAM IN TWIN CITIES-PURCHASE RW FOR OLIVER AVE BIKE ST, RICHFIELD	0.0	RW	RIGHT OF WAY	FFM	50,000	50,000	0	0	0	0
1503	PED/BIKE	157-091-05	RICHFIELD	SECT 1807: NON-MOTORIZED PILOT PROGRAM IN TWIN CITIES-CONSTRUCT OLIVER AVE BIKE ST, RICHFIELD	0.0	BT	GRADE AND SURFACE	FFM	37,475	37,475	0	0	0	0
1504	PED/BIKE	157-091-06	RICHFIELD	SECT 1807: NON-MOTORIZED PILOT PROGRAM IN TWIN CITIES-CONSTRUCT RICHFIELD PARKWAY TRAIL	0.0	BT	GRADE AND SURFACE	FFM	89,900	89,900	0	0	0	0
1505	PED/BIKE	160-091-02	ROSEVILLE	SECT 1807: NON-MOTORIZED PILOT PROGRAM IN TWIN CITIES-CONSTRUCT NE SUBURBAN CAMPUS CONNECTOR, ROSEVILLE	0.0	BT	GRADE AND SURFACE	FFM	937,000	937,000	0	0	0	0
1506	TH 100	163-090-02	SAINT LOUIS PARK	**MN241**TH 100 IMPROVEMENTS, ST LOUIS PARK (2006 APPROPRIATIONS ACT)	0.0	BT	PEDESTRIAN BIKE BRIDGE	HPP	792,000	792,000	0	0	0	0
1507	TH 51	164-010-62	SAINT PAUL	**MN253**SNELLING AVE PEDESTRIAN MEDIAN, ST PAUL-IMPROVE PEDESTRIAN SAFETY (2009 APPROPRIATIONS ACT-STP)	0.0	EN	GRADE AND SURFACE	HPP	475,000	475,000	0	0	0	0

ATP: M
Fiscal Year: 2010

STIP for FY 2010-2013

Seq #	Route System	Project Number	Agency	Description	Miles	Program	Type of Work	Proposed Funds	Total	FHWA	AC	FTA	TH	Other
1508	CITY	164-020-100	SAINT PAUL	EDGE CUMBE RD OVER RAVINE, HIGHLAND PARK, ST PAUL- REPLACE BR L8804 & APPROACHES	0.0	BR	BRIDGE REPLACEMENT	BR	1,050,000	630,000	0	0	0	420,000
1509	CITY	164-020-101	SAINT PAUL	WARNER RD OVER BNSF & UP RR & CHILDS RD, ST PAUL- REMOVE & REPLACE EXISTING BR 5950(AC PROJECT, PAYBACK IN 2011)	0.0	BR	BRIDGE REPLACEMENT	BR	7,700,000	3,150,000	2,200,000	0	0	4,550,000
1510	CITY	164-070-08	SAINT PAUL	**MN219**RIGHT OF WAY FOR TWIN CITIES BIOSCIENCE CORRIDOR, ST PAUL	0.0	RW	GRADE AND SURFACE	HPP	1,337,250	1,069,800	0	0	0	267,450
1511	CITY	164-070-09	SAINT PAUL	**MN219**CONSTRUCTION OF TWIN CITIES BIOSCIENCE CORRIDOR, ST PAUL	0.0	RC	GRADE AND SURFACE	HPP	1,395,771	1,116,617	0	0	0	279,154
1512	PED/BIKE	164-090-10	SAINT PAUL	W SIDE OF LEXINGTON PKWY, MINNEHAHA AVE TO ENERGY PARK DR, ST PAUL-CONSTRUCT OFF-ROAD PED/BIKE FACILITY, LIGHTING, SIGNING, ETC	0.5	EN	PEDESTRIAN BIKE TRAIL	TEA	1,712,000	1,070,000	0	0	0	642,000
1513	PED/BIKE	164-091-03	TRANSIT FOR LIV COMM	SECT 1807: NON-MOTORIZED PILOT PROGRAM IN TWIN CITIES - MARSHALL AVE FROM MISSISSIPPI BLVD TO CRETIN AVE - STRIPING ON ROAD BIKE LANES	0.0	BT	PED/BIKE IMPROVEMENT	FFM	495,000	495,000	0	0	0	0
1514	PED/BIKE	164-091-07	SAINT PAUL	SECT 1807: NON-MOTORIZED PILOT PROGRAM IN THE TWIN CITIES-CONSTRUCT ST PAUL-COMO AVE PROJECT TO IMPROVE PED & BIKE SAFETY WITH BIKE LANES AND BUMPOUTS	0.0	BT	GRADE AND SURFACE	FFM	351,800	351,800	0	0	0	0
1515	MSAS 235	164-235-22	SAINT PAUL	\$\$\$ESL\$\$\$IN VICINITY OF WABASHA ST & CHANNEL ST- RECONSTRUCT PED BRIDGE & TOWER	0.0	BT	BRIDGE REPAIR OTHER	ES	2,000,000	1,900,000	0	0	0	100,000
1516	MSAS 117	166-117-03	SHAKOPEE	\$\$\$ESL\$\$\$OVER TH 169 & FULLER ST, APPOLOOSA AVE TO VIERLING DR-CONSTRUCT PED BRIDGE & TRAIL CONNECTION	0.4	BT	PEDESTRIAN BIKE BRIDGE	ES	875,000	700,000	0	0	0	175,000
1517	MSAS 114	169-114-05	STILLWATER	\$\$\$ESL\$\$\$WASHINGTON AVE, TH 36 TO ORLEANS-MILL & OVERLAY & STORM SEWER WORK	0.5	RS	MILL AND OVERLAY	ES	350,000	280,000	0	0	0	70,000
1518	PED/BIKE	178-020-19	INVER GROVE HEIGHTS	\$\$\$ESEN\$\$\$OVER MISSISSIPPI RIVER, INVER GROVE HEIGHTS-RESTORE ROCK ISLAND SWING BRIDGE #5600 & CONSTRUCT BIKE TRAIL (ARRA EN \$\$\$)	0.2	EN	BRIDGE REPAIR OTHER	ES	1,300,000	1,300,000	0	0	0	0
1519	CR 5	179-020-28AC	BURNSVILLE	**MN190**AT TH 13 IN BURNSVILLE-RIGHT OF WAY ACQUISITION FOR RECONSTRUCTION OF INTERSECTION(AC PAYBACK, 1 OF 1)	0.0	RW	RIGHT OF WAY	HPP	449,528	449,528	0	0	0	0
1520	CR 5	179-020-29	BURNSVILLE	**MN190**AT TH 13, BURNSVILLE-PRELIMINARY ENGINEERING FOR RECONSTRUCTION OF INTERSECTION(HY10 FUNDS)	0.0	PL	PLANNING	HPP	513,284	410,627	0	0	0	102,657
1521	CR 5	179-020-30	BURNSVILLE	**MN257**TH13/CO RD 5 INTERCHANGE, BURNSVILLE (2009 APPROPRIATIONS ACT-STP)	0.0	MC	GRADE, SURFACE & BRIDGE	HPP	950,000	950,000	0	0	0	0

Seq #	Route System	Project Number	Agency	Description	Miles	Program	Type of Work	Proposed Funds	Total	FHWA	AC	FTA	TH	Other
1522	MSAS 109	182-109-06	NEW HOPE	\$\$\$ESL\$ON WINNETKA AVE N FROM HENNEPIN CSAH 10 TO 62ND AVE N-RECONSTRUCT WINNETKA AVE N	0.1	RC	GRADE AND SURFACE	ES	1,382,000	834,000	0	0	0	548,000
1523	MSAS 105	183-105-03	SPRING LAKE PARK	\$\$\$ESL\$TERRACE RD, ANOKA CSAH 8 TO SANBURNOL DR & ABLE ST, ANOKA CSAH 8 TO ANOKA CSAH 10-OVERLAY/RECONDITIONING	2.0	RS	BITUMINOUS OVERLAY	ES	1,835,600	1,468,480	0	0	0	367,120
1524	MSAS 121	185-121-19	OAKDALE	\$\$\$ESL\$ON HADLEY AVE N FROM HUDSON BLVD N TO 11TH ST N-OVERLAY HADLEY AVE N	1.1	RS	BITUMINOUS OVERLAY	ES	461,000	368,800	0	0	0	92,200
1525	MSAS 104	186-104-21	APPLE VALLEY	\$\$\$ESL\$140TH ST W, 134TH ST TO GUILD AVE & GARDENVIEW SEGMENT, APPLE VALLEY-BITUMINOUS MILL & OVERLAY	1.1	RS	MILL AND OVERLAY	ES	701,250	561,000	0	0	0	140,250
1526	CITY	187-591-01	ARDEN HILLS	**SRTS IN** SAFE ROUTES TO SCHOOL - INFRASTRUCTURE (CROSSWALK MARKING, WALKWAY) - VALENTINE HILLS ELEMENTARY SCHOOL, ARDEN HILLS (2008 PROGRAM)	0.0	BT	PED./BIKE IMPROVEMENT	SRTS	240,550	174,000	0	0	0	66,550
1527	CITY	187-591-01ES	ARDEN HILLS	\$\$\$ESL\$SAFE ROUTES TO SCHOOL - INFRASTRUCTURE (CROSSWALK MARKING, WALKWAY) - VALENTINE HILLS ELEMENTARY SCHOOL, ARDEN HILLS (2008 PROGRAM)	0.0	BT	PED./BIKE IMPROVEMENT	ES	528,826	462,326	0	0	0	66,500
1528	CITY	187-591-02	ARDEN HILLS	**SRTS IN** SAFE ROUTES TO SCHOOL - NON-INFRASTRUCTURE (EDUCATION PROGRAM, ETC) - VALENTINE HILLS ELEMENTARY SCHOOL, ARDEN HILLS (2008 PROGRAM)	0.0	PL	PED./BIKE IMPROVEMENT	SRTS	1,000	1,000	0	0	0	0
1529	MSAS 105	188-105-02	LAKEVILLE	\$\$\$ESL\$ON HOLYOKE/HIGHVIEW AVE FROM HERITAGE DR TO DODD BLVD (DAKOTA CSAH 9)-MILL & OVERLAY	2.0	RS	MILL AND OVERLAY	ES	948,000	853,200	0	0	0	94,800
1530	PED/BIKE	188-591-01	LAKEVILLE	**SRTS IN** SAFE ROUTES TO SCHOOL - PRELIMINARY ENGINEERING TO CONSTRUCT TRAILS/SIDEWALKS, CROSSWALKS, INNOVATIVE PED SIGNING AND BIKE RACKS IN LAKEVILLE	0.0	BT	PLANNING	SRTS	29,000	29,000	0	0	0	0
1531	PED/BIKE	188-591-02	LAKEVILLE	**SRTS IN** SAFE ROUTES TO SCHOOL - CONSTRUCT TRAILS/SIDEWALKS, CROSSWALKS, INNOVATIVE PED SIGNING AND BIKE RACKS IN LAKEVILLE	0.0	BT	GRADE AND SURFACE	SRTS	146,000	146,000	0	0	0	0
1532	CSAH 10	189-020-20	MAPLE GROVE	VICKSBURG LANE TO PEONY LN IN MAPLE GROVE-RECONSTRUCT TO 4-LANE DIVIDED RDWY, TRAILS, ETC(AC PROJECT,PAYBACK IN 2012)	0.9	RC	GRADE AND SURFACE	UG	11,380,000	2,920,000	3,920,000	0	0	8,460,000
1533	CMAQ	189-080-03	MAPLE GROVE	E OF I-94 OFF MAPLE GROVE PKWY-CONSTRUCTION OF PARK & RIDE FACILITY, ETC(AC PROJECT, PAYBACK IN 2011)	0.0	TR	BUS GRANT CAPITAL IMPROVEMENT	CMAQ	817,589	0	2,436,461	0	0	817,589

ATP: M
Fiscal Year: 2010

STIP for FY 2010-2013

Seq #	Route System	Project Number	Agency	Description	Miles	Program	Type of Work	Proposed Funds	Total	FHWA	AC	FTA	TH	Other
1534	MSAS	192-101-10	WOODBURY	\$\$\$ESL\$MINOR ARTERIAL ROADWAY IMPROVEMENTS INCLUDING CURB REPAIR, UTILITY REPAIR & MILL & OVERLAY	0.3	RX	MILL AND OVERLAY	ES	1,667,000	1,250,250	0	0	0	416,750
1535	CITY	195-114-07	EAGAN	**MN088**RING ROAD SYSTEM FOR I-35E, DUCKWOOD DRIVE IN EAGAN-PRELIMINARY ENGINEERING(2005 APPROPRIATIONS ACT)	0.0	MC	GRADE AND SURFACE	HPP	495,000	495,000	0	0	0	0
1536	TH 41	196-010-16	CHASKA	\$\$\$ESL\$INTERSECTION OF TH 41 & SECOND ST & MEDIAN AT FIRST, THIRD & FIFTH STREETS-SIGNAL INSTALLATION	0.0	SC	TRAFFIC SIGNAL INST.	ES	600,000	540,000	0	0	0	60,000
1537	TH 10	199-010-09AC2	RAMSEY	**MN196**US 10 CORRIDOR IMPROVEMENTS IN THE CITY OF RAMSEY-DESIGN & RW ACQUISITION(AC PAYBACK, 1 OF 1)	5.0	PL	PLANNING	HPP	172,078	172,078	0	0	0	0
1538	CMAQ	199-080-02	RAMSEY	CONSTRUCT TRANSIT FACILITY TO PROVIDE 200 ADDITIONAL PARK-N-RIDE STALLS, RAMSEY	0.0	TR	BUS GRANT CAPITAL IMPROVEMENT	CMAQ	4,378,500	3,502,800	0	0	0	875,700
1539	MSAS 118	201-118-01	PRIOR LAKE	\$\$\$ESL\$SCOTT CSAH 42 & MCKENNA RD-INSTALL TRAFFIC SIGNAL	0.0	SC	TRAFFIC SIGNAL INST.	ES	250,000	175,000	0	0	0	75,000
1540	CITY	208-080-01	ROSEMOUNT	\$\$\$ESL\$ON AKRON AVE, DAKOTA CSAH 42 TO BONAIRE PATH-RECONSTRUCT	1.1	RC	GRADE AND SURFACE	ES	3,700,000	2,960,000	0	0	0	740,000
1541	PED/BIKE	208-591-01	ROSEMOUNT	**SRTS NI** SAFE ROUTES TO SCHOOL - DEVELOPMENT AND DELIVERY OF BIKE AND PEDESTRIAN EDUCATIONAL MATERIALS AND ENFORCEMENT IN ROSEMOUNT	0.0	BT	PLANNING	SRTS	35,000	35,000	0	0	0	0
1542	TH 13	211-010-07	SAVAGE	VERNON AVE TO LYNN AVE, SAVAGE-ACCESS CLOSURES & IMPROVEMENTS, BUS SHOULDERS, ETC	0.9	RC	GRADE AND SURFACE	UG	6,250,000	3,937,500	0	0	0	2,312,500
1543	MSAS 100	219-010-01	MAHTOMEDI	\$\$\$ESL\$TH 244, OLD WILDWOOD RD-CONSTRUCT RIGHT TURN LANE & BYPASS LANE	0.0	SC	TURN LANES	ES	195,000	156,000	0	0	0	39,000
1544	TH 95	225-010-04	NORTH BRANCH	**MN150**OVER I-35, NORTH BRANCH-RECONSTRUCTION OF INTERCHANGE, INCLUDING BR 13809 OVER I-35, ETC	0.0	MC	GRADE,SURFACE & BRIDGE	HPP	4,077,673	2,892,959	0	0	723,240	461,474
1544	TH 95	225-010-04A	NORTH BRANCH	**MN256**TH 95 BRIDGE PROJECT, NORTH BRANCH (2009 APPROPRIATIONS ACT-STP)	0.0	RC	GRADE,SURFACE & BRIDGE	HPP	1,425,000	1,425,000	0	0	0	0
1544	TH 95	225-010-04B	NORTH BRANCH	OVER I-35, NORTH BRANCH-RECONSTRUCTION OF INTERCHANGE, I-35/TH 95-(2008 APPROPRIATIONS ACT-IMD)	0.0	MC	GRADE,SURFACE & BRIDGE	FFM	1,507,567	1,356,810	0	0	150,757	0
1544	TH 95	225-010-04ESL	NORTH BRANCH	\$\$\$ESL\$OVER I-35, NORTH BRANCH-RECONSTRUCTION OF INTERCHANGE, INCLUDING BR 13809 OVER I-35(MNDOT PORTION IS 1307-19)	0.0	RC	GRADE,SURFACE & BRIDGE	ES	4,500,000	4,500,000	0	0	0	0

ATP: M

Fiscal Year: 2010

STIP for FY 2010-2013

Seq #	Route System	Project Number	Agency	Description	Miles	Program	Type of Work	Proposed Funds	Total	FHWA	AC	FTA	TH	Other
1544	TH 95	225-010-04S	NORTH BRANCH	**MN214**OVER I-35, NORTH BRANCH-RECONSTRUCTION OF INTERCHANGE, I-35/TH 95	0.0	RC	GRADE,SURFACE & BRIDGE	HPP	843,656	674,925	0	0	168,731	0
1545	TH 95	225-010-05	NORTH BRANCH	**MN150**OVER I-35, NORTH BRANCH-RIGHT OF WAY FOR RECONSTRUCTION OF INTERCHANGE, I-35/TH 95	0.0	RW	GRADE,SURFACE & BRIDGE	HPP	250,000	200,000	0	0	0	50,000
1546	CITY	225-591-03	NORTH BRANCH	**SRTS IN** SAFE ROUTES TO SCHOOL - INFRASTRUCTURE (CONSTRUCT TWO TRAIL SEGMENTS)- COMPLETE LOOP SYSTEM, NORTH BRANCH (2008 PROGRAM)	0.0	BT	PED./BIKE IMPROVEMENT	SRTS	131,500	131,500	0	0	0	0
1547	PED/BIKE	225-591-04	NORTH BRANCH	**SRTS IN** SAFE ROUTES TO SCHOOL - SIDEWALK/TRAIL CONSTRUCTION, SIGNING, INTERSECTION IMPROVEMENTS IN NORTH BRANCH	0.0	BT	GRADE AND SURFACE	SRTS	40,000	40,000	0	0	0	0
1548	PED/BIKE	225-591-05	NORTH BRANCH	**SRTS IN** SAFE ROUTES TO SCHOOL - CROSSING GUARD PROGRAM AND BICYCLE /PEDESTRIAN SAFETY EDUCATION PROGRAM IN NORTH BRANCH	0.0	BT	PLANNING	SRTS	1,500	1,500	0	0	0	0
1549	PED/BIKE	225-591-06	NORTH BRANCH	**SRTS IN** SAFE ROUTES TO SCHOOL - PRELIMINARY ENGINEERING FOR SIDEWALK/TRAIL CONSTRUCTION, SIGNING, INTERSECTION IMPROVEMENTS IN NORTH BRANCH	0.0	BT	PLANNING	SRTS	12,000	12,000	0	0	0	0
1550	TH 101	238-010-02	ROGERS	I-94 WB OFF RAMP TO N OF S DIAMOND LAKE RD-EXTEND RAMP & GRADE SEPARATION OVER S DIAMOND LAKE RD, ETC	0.4	RC	GRADE,SURFACE & BRIDGE	UG	9,540,000	7,630,000	0	0	0	1,910,000
1550	TH 101	238-010-02ESL	ROGERS	\$\$\$ESL\$I-94 WB OFF RAMP TO N OF S DIAMOND LAKE RD-EXTEND RAMP & GRADE SEPARATION OVER S DIAMOND LAKE RD, ETC	0.4	RC	GRADE,SURFACE & BRIDGE	ES	3,780,000	3,780,000	0	0	0	0
1551	CSAH 81	238-020-02	ROGERS	S OF INTERSECTION WITH THE I-94 EB RAMPS, ROGERS-REALIGN TO ADD LANES, TURN LANES, & PED/BIKE PATH	0.5	RC	GRADE AND SURFACE	UG	2,205,000	1,764,000	0	0	0	441,000
1552	CITY	238-591-02	ROGERS	**SRTS IN** SAFE ROUTES TO SCHOOL - INFRASTRUCTURE (CONSTRUCT TRAIL) CO RD 144 TO ROGERS MIDDLE SCHOOL (2008 PROGRAM)	0.0	BT	PED./BIKE IMPROVEMENT	SRTS	151,150	151,150	0	0	0	0
1553	MSAS 112	239-080-01	BELLE PLAINE	\$\$\$ESL\$\$\$ SCOTT CSAH 5 TO SCOTT CSAH 3 & S ST FROM TH 169 TO O'BRIAN PKWY-CONSTRUCT S FRONTAGE RD	0.8	RC	GRADE AND SURFACE	ES	2,500,000	2,000,000	0	0	0	500,000
1554	BB	CCLRT-020	MET TRANSIT	SECT 5309: CENTRAL CORRIDOR LIGHT RAIL TRANSIT PROJECT (2009 APPROPRIATIONS ACT-NEW STARTS & SMALL STARTS)	0.0	B3	PLANNING	FTA	20,000,000	0	0	20,000,000	0	0

ATP: M
Fiscal Year: 2010

STIP for FY 2010-2013

Seq #	Route System	Project Number	Agency	Description	Miles	Program	Type of Work	Proposed Funds	Total	FHWA	AC	FTA	TH	Other
1555	CMAQ	CM-05-09A1	MET COUNCIL-MT	TDM ACTIVITIES TO REDUCE SOV USE BY VAN POOLS, CAR POOL & RIDE MATCHING PROGRAMS, MARKETING, TRANSIT RIDERSHIP INCENTIVES BY SUPPORTING SEVERAL TRANSPORTATION MANAGEMENT ORGANIZATIONS	0.0	TM	PLANNING	CMAQ	3,678,125	2,942,500	0	0	0	735,625
1556	CMAQ	CM-05-10AC2	RAMSEY	PROVIDE EXPRESS BUS SERVICE BETWEEN CITY OF RAMSEY & MPLS(AC PAYBACK, 2 OF 3)	0.0	TR	BUS GRANT CAPITAL IMPROVEMENT	CMAQ	416,300	416,300	0	0	0	0
1557	PL	RTBI-09	METRO COUNCIL	\$\$\$METROWIDE-REGIONAL TRAVEL BEHAVIOR INVENTORY(LOCAL PORTION)	0.0	PL	PLANNING	ES	2,350,000	1,750,000	0	0	0	600,000
1557	PL	RTBI-09A	METRO COUNCIL	\$\$\$METROWIDE-REGIONAL TRAVEL BEHAVIOR INVENTORY(MNDOT PORTION)	0.0	PL	PLANNING	ES	1,750,000	1,750,000	0	0	0	0
1558	TH 3	1921-83	MN/DOT	\$\$\$0.5MI S OF DAKOTA CSAH 42, ROSEMOUNT TO TH 149, INVER GROVE HTS-BITUMINOUS MILL & OVERLAY, SHOULDERS, DRAINAGE, GUARDRAIL, ETC	6.3	RS	MILL AND OVERLAY	ES	2,930,000	2,930,000	0	0	0	0
1559	TH 3	1921-89	MNDOT	143RD ST & 145TH ST, ROSEMOUNT-SB RT TURN LN, 143RD & TRAFFIC SIGNAL RECONSTRUCTION, 145TH	0.2	AM	SPOT IMPROVEMENT	SF	289,900	0	0	0	289,900	0
1560	TH 5	1002-80	MNDOT	POWERS BLVD/CARVER CSAH 17, CHANHASSEN-ADD NORTHBOUND TO EASTBOUND ACCELERATION LANE	0.0	SH	GRADE AND SURFACE	HSIP	240,000	216,000	0	0	24,000	0
1561	TH 5	1002-93	MNDOT	MAIN ST (CARVER CSAH 30) TO SCANDIA RD NEAR CITY OF WACONIA - LANDSCAPING	1.6	RB	LANDSCAPING	SF	50,000	0	0	0	50,000	0
1562	TH 5	6201-84	MNDOT	\$\$\$FROM DAVERN ST IN ST PAUL TO MCKNIGHT RD IN MAPLEWOOD & ON TH 61 FROM TH 5 TO WHELOCK PKWY IN ST PAUL-ADA COMPLIANT CURB RAMPS, SIDEWALK, PED X-ING, ETC(ARRA\$)	12.0	RD	CURB & GUTTER	ES	745,000	745,000	0	0	0	0
1563	TH 5	8214-145	MNDOT	JAMACA AVE/STILLWATER BLVD, LAKE ELMO-CONSTRUCT ROUNDABOUT	0.0	SH	GRADE AND SURFACE	HSIP	1,440,000	900,000	0	0	100,000	440,000
1564	TH 10	0214-41	MN/DOT	\$\$\$TH 65, BLAINE TO N JCT I-35W, MOUNDS VIEW-BITUMINOUS MILL & OVERLAY, GUARDRAIL, ETC	2.7	RS	MILL AND OVERLAY	ES	4,200,000	4,200,000	0	0	0	0
1565	TH 10	0215-59AC1	MN/DOT	HANSON BLVD, COON RAPIDS-RECONSTRUCT INTERCHANGE-DEBT MGMT(AC PAYBACK FROM FY 2007) (AC PAYBACK,1 OF 2)	0.4	RC	GRADE,SURFACE & BRIDGE	NHS	3,300,000	3,300,000	0	0	0	0
1566	TH 10	0215-70	MN/DOT	HANSON BLVD TO EGRET, COON RAPIDS-INSTALL CABLE MEDIAN BARRIER	1.4	SH	GUARD RAIL	HSIP	169,432	152,489	0	0	16,943	0
1567	TH 10	8202-28	MN/DOT	JCT TH 61, DENMARK TWP-REBUILD TRAFFIC SIGNAL	0.0	SC	TRAFFIC SIGNAL REVISION	SF	250,000	0	0	0	250,000	0

ATP: M
Fiscal Year: 2010

STIP for FY 2010-2013

Seq #	Route System	Project Number	Agency	Description	Miles	Program	Type of Work	Proposed Funds	Total	FHWA	AC	FTA	TH	Other
1568	TH 12	2713-95	MN/DOT	WAYZATA BLVD, WAYZATA & HENNEPIN CSAH 6, ORONO, LANDSCAPING	2.1	RB	LANDSCAPING	SF	50,530	0	0	0	50,530	0
1569	TH 12	2713-101	MN/DOT	OLD TH 12, HENNEPIN CSAH 6, ORONO TO WAYZATA BLVD, WAYZATA-BITUMINOUS MILL & OVERLAY, ETC	5.0	RS	MILL AND OVERLAY	SF	1,500,000	0	0	0	1,500,000	0
1570	TH 13	1901-152	MN/DOT	\$\$\$\$\$ DIFFLEY RD/CEDARBRIDGE AVE & RIVER HILLS DR/MSAS 119, BURNSVILLE-TRAFFIC SIGNAL REPLACEMENTS (INCLUDES OLD SP 1901-151)	0.2	SC	TRAFFIC SIGNAL REVISION	ES LF	500,000	250,000	0	0	0	250,000
1571	TH 13	1901-159	MNDOT	I494 TO TH55, MENDOTA HTS - INSTALL CABLE MEDIAN BARRIER(SEAT BELT INCENTIVE \$\$)	1.4	SC	MEDIAN BARRIER	FFM	208,000	208,000	0	0	0	0
1572	TH 19	7013-02	MNDOT	SCOTT CSAH 23 & SCOTT CSAH 86, CEDAR LAKE TWP- CONSTRUCT ROUNDABOUT, ETC	0.0	AM	GRADE AND SURFACE	SF	594,000	0	0	0	594,000	0
1573	I 35	1980-78	MN/DOT	DAKOTA CSAH 70 TO 0.5 MI N OF DAKOTA CSAH 50, LAKEVILLE-INSTALL CABLE MEDIAN BARRIER	4.2	SC	MEDIAN BARRIER	DPS SF	545,000	0	0	0	54,500	490,500
1574	I 35E	0282-25	MNDOT	\$\$\$\$\$21ST AVE TO OTTER LAKE RD INCLUDING INTERCHANGE RECONSTRUCTION AT I-35E, LINO LAKES- INTERCHANGE RECONSTRUCTION, BRIDGE WIDENING, ETC(LOCAL PORTION OF PROJECT UNDER 02-614-28)	0.3	RC	GRADE, SURFACE & BRIDGE	ES	2,412,500	2,412,500	0	0	0	0
1575	I 35E	1982-143	MN/DOT	S JCT I-35/I-35W, BURNSVILLE TO DAKOTA CSAH 31(PILOT KNOB RD), EAGAN-REPAIR/REPLACE CULVERTS, CATCH BASINS, ETC	8.9	DR	STORM SEWER REPAIR	SF	250,000	0	0	0	250,000	0
1576	I 35E	1982-149	MN/DOT	S JCT I-35E/I-35W, BURNSVILLE TO WAGON WHEEL TRAIL, MENDOTA HTS-INSTALL MEDIAN CABLE BARRIER	12.3	SH	MEDIAN BARRIER	HSIP	1,388,800	1,249,920	0	0	138,880	0
1577	I 35E	1982-156	MNDOT	\$\$\$\$\$ AT WB I494 AND EB I494 TO SB I35E - INTERCHANGE RAMP MODIFICATION	0.4	SC	GRADE AND SURFACE	ES	781,737	781,737	0	0	0	0
1578	I 35E	6280-308A	MN/DOT	**MN171**I-94 TO MARYLAND AVE, ST PAUL-SOIL BORING & INVESTIGATION OF POTENTIAL RW PURCHASES	1.8	RW	RIGHT OF WAY	HPP	500,000	400,000	0	0	100,000	0
1579	I 35E	6280-356	MNDOT	\$\$\$\$\$35E@THOMPSON AVE, ST PAUL TO OUTLET NEAR ST PETER/SHEPARD RD AT MISSISSIPPI RIVER-STORM TUNNEL RESTORATION	0.5	DR	STORM SEWER REPAIR	ES	3,650,000	3,650,000	0	0	0	0
1580	I 35W	0280-61	MN/DOT	\$\$\$\$\$N OF I694, ARDEN HILLS TO 0.1 MI N OF LAKE DRIVE, BLAINE - BITUMINOUS MILL & OVERLAY, DECK REPAIR ON 9603, ETC	5.0	RS	MILL AND OVERLAY	ES	9,090,000	9,090,000	0	0	0	0
1581	I 35W	0280-62	MN/DOT	I-694, NEW BRIGHTON TO LEXINGTON AVE, BLAINE-STUDY FOR FUTURE INVESTMENTS(2008 APPROP ACT-IMD)	6.8	PL	PLANNING	FFM	402,580	362,322	0	0	40,258	0
1582	I 35W	0280-65	MN/DOT	95TH AVE, BLAINE TO N JCT I-35/35E, COLUMBUS TWP- INSTALL CABLE MEDIAN BARRIER	11.1	SC	MEDIAN BARRIER	DPS SF	1,440,000	0	0	0	144,000	1,296,000

ATP: M
Fiscal Year: 2010

STIP for FY 2010-2013

Seq #	Route System	Project Number	Agency	Description	Miles	Program	Type of Work	Proposed Funds	Total	FHWA	AC	FTA	TH	Other
1583	I 35W	0280-66	MNDOT	I35W N CONGESTION MITIGATION & DESIGN - ON NB, LAKE DRIVE TO 95TH, BLAINE(2009 APPROPRIATIONS ACT-IMD)	4.0	PL	PLANNING	FFM	1,055,555	950,000	0	0	105,555	0
1584	I 35W	1981-112	MN/DOT	BETWEEN TH 13 & CLIFF RD, BURNSVILLE - CABLE CONCRETE LINING OF DITCH, CULVERT EXT/REALIGN, POND EXC, BERM STABILIZATION, ETC	0.2	RD	CULVERT EXTENSION	SF	717,430	0	0	0	717,430	0
1585	I 35W	2782-281AC3	MN/DOT	66TH ST, RICHFIELD TO MINNEHAHA CREEK, MPLS-GRADING, SURFACING, BRS, ETC & HOV LANE(AC PAYBACK, 3 OF 3)	2.7	MC	GRADE,SURFACE & BRIDGE	IM	6,900,000	6,900,000	0	0	0	0
1586	I 35W	6284-140	MNDOT	RAMSEY CO RD C TO I-694, ROSEVILLE, NEW BRIGHTON, & ARDEN HILLS-CONTINUOUS LIGHTING	3.1	SH	LIGHTING	HSIP	652,700	587,430	0	0	65,270	0
1587	I 35W	6284-141	MN/DOT	TH 10, ARDEN HILLS TO ANOKA CSAH 23(LAKE DR), BLAINE-CONSTRUCT SB AUXILIARY LANE(2008 APPROPRIATIONS ACT-IMD)	2.2	SC	GRADE AND SURFACE	HPP	500,000	450,000	0	0	50,000	0
1588	TH 36	6211-89	MNDOT	TH61, MAPLEWOOD TO I694, OAKDALE - INSTALL CABLE MEDIAN BARRIER(SEAT BELT INCENTIVE \$\$)	4.8	SC	MEDIAN BARRIER	FFM	725,000	725,000	0	0	0	0
1589	TH 36	8214-114MIT10	MN/DOT	**MN217**OVER ST CROIX RIVER NEAR STILLWATER-ENDOWMENT FUND-MITIGATION ITEMS FOR REPLACEMENT OF RIVER BRIDGE 4654	0.2	BR	BRIDGE REPLACEMENT	HPP	100,000	80,000	0	0	20,000	0
1590	TH 41	1008-67	CHASKA	INTERSECTION OF TH 41 & SECOND ST & MEDIAN AT FIRST, THIRD & FIFTH ST-SIGNAL INSTALLATION & ACCESS RESTRICTIONS	0.0	AM	TRAFFIC SIGNAL INST.	SF	30,000	0	0	0	30,000	0
1591	TH 47	0206-63	MNDOT	ANOKA CO RD 66(CLEARY LN NW),BURNS TWP-CHANNELIZATION, TURN LANES, ETC	0.0	AM	SPOT IMPROVEMENT	SF	175,542	0	0	0	175,542	0
1592	TH 47	0206-64	MNDOT	ANOKA CO RD 27(179TH LN NW), RAMSEY-RECONSTRUCT TH 47 TO LOWER PROFILE	0.0	AM	GRADE AND SURFACE	SF	269,268	0	0	0	269,268	0
1593	TH 47	2726-71	MNDOT	\$\$\$FROM I-35W TO 27TH AVE NE IN MPLS-ADA COMPLIANT CURB RAMPS, SIDEWALK, PED X-ING, ETC(ARRAS)	2.8	RD	CURB & GUTTER	ES	280,000	280,000	0	0	0	0
1594	TH 51	6215-92	MN/DOT	SNELLING AVE, ST CLAIR TO GRAND AVE, ST PAUL-ACCESS CLOSURES, RAISED MEDIAN, ETC	0.4	AM	SPOT IMPROVEMENT	SF	197,000	0	0	0	197,000	0
1595	TH 51	6215-94	MNDOT	SELBY AVE, ST PAUL-RECONSTRUCT TRAFFIC SIGNAL	0.0	AM	TRAFFIC SIGNAL REVISION	SF	96,980	0	0	0	96,980	0
1596	TH 52	1905-31	MN/DOT	0.5 MI S OF PINE BEND TR TO DAKOTA CSAH 86, ROSEMOUNT & HAMPTON TOWNSHIP - REPAIR STORMWATER PIPES & MANHOLES	15.9	RD	CULVERT REPLACEMENT	SF	190,000	0	0	0	190,000	0

ATP: M

Fiscal Year: 2010

STIP for FY 2010-2013

Seq #	Route System	Project Number	Agency	Description	Miles	Program	Type of Work	Proposed Funds	Total	FHWA	AC	FTA	TH	Other
1597	TH 52	1906-58	MNDOT	0.4 MI S OF DAKOTA CSAH 46 TO 0.3 MI N OF DAKOTA CSAH 46, COATES - LANDSCAPING	0.7	RB	LANDSCAPING	SF	40,000	0	0	0	40,000	0
1598	TH 52	1907-70	MN/DOT	\$\$\$\$\$S OF S JCT TH 55 TO S OF N JCT TH 55, ROSEMOUNT & INVER GROVE HTS-BITUMINOUS OVERLAY, ETC	4.9	RS	MILL AND OVERLAY	ES	4,985,000	4,985,000	0	0	0	0
1599	TH 52	1907-9108	MN/DOT	\$\$\$\$\$OVER UPRR, INVER GROVE HTS-DECK REPAIR ON BR 19078, 9109, 19079 & 9108	0.4	BI	BRIDGE REPAIR	ES	470,000	470,000	0	0	0	0
1600	TH 52	6244-30RW1	MNDOT	PLATO BLVD TO I-94-RIGHT OF WAY FOR REPLACEMENT OF LAFAYETTE BRIDGE	0.9	RW	RIGHT OF WAY	SF	9,000,000	0	0	0	9,000,000	0
1601	TH 52	6244-35	MNDOT	FROM FILMORE AVE E TO I-94 IN THE CITY OF ST PAUL-STATIC PILE LOAD TESTING FOR FOUNDATIONS STUDY FOR THE LAFAYETTE BRIDGE (BR #9800 & BRS 62017 & 62018)	0.7	BR	BRIDGE REPLACEMENT	SF	500,000	0	0	0	500,000	0
1602	TH 55	1909-92	MN/DOT	MENDOTA HTS RD, MENDOTA HEIGHTS-CHANNELIZE MENDOTA HTS RD & SIGNAL REVISIONS	0.0	AM	TRAFFIC SIGNAL REVISION	SF	424,821	0	0	0	424,821	0
1603	TH 55	1909-93	MNDOT	TH110 TO JUST NORTH OF MENDOTA HTS RD, MENDOTA HTS - INSTALL CABLE MEDIAN BARRIER(SEAT BELT INCENTIVE \$\$)	1.3	SC	MEDIAN BARRIER	FFM	194,000	194,000	0	0	0	0
1604	TH 61	1302-19	MN/DOT	4TH AVE, FOREST LAKE TO JCT W RAMPS I-35, WYOMING-HYDRAULIC INFRASTRUCTURE REPAIRS, ETC	4.2	RD	STORM SEWER REPAIR	SF	200,000	0	0	0	200,000	0
1605	TH 61	1913-64	MN/DOT	**BP08**OVER MISSISSIPPI RIVER, RR & STREET, HASTINGS-REPLACE BR 5895 & APPROACHES(AC PROJECT, PAYBACK IN 2011, 2012, 2013, AND FUTURE CONVERSIONS POST 2013)	0.8	BR	BRIDGE REPLACEMENT	BR	53,000,000	0	212,000,000	0	0	53,000,000
1605	TH 61	1913-64A	MN/DOT	**BP08** HASTINGS BRIDGE (2009 APPROPRIATIONS ACT-TCSP)	0.8	BR	BRIDGE REPLACEMENT	FFM	2,375,000	1,900,000	0	0	0	475,000
1605	TH 61	1913-64RW1	MN/DOT	PURCHASE RW FOR REPLACEMENT OF BRIDGE OVER MISSISSIPPI RIVER, RR, & STREET IN HASTINGS	0.8	RW	RIGHT OF WAY	SF	8,000,000	0	0	0	8,000,000	0
1606	TH 61	1913-66	MN/DOT	VERMILLION RD(DAKOTA CSAH 46/47), HASTINGS-REBUILD TRAFFIC SIGNAL	0.0	SC	TRAFFIC SIGNAL REVISION	SF LF	200,000	0	0	0	134,000	66,000
1607	TH 61	1913-67	MN/DOT	4TH ST, HASTINGS-REBUILD TRAFFIC SIGNAL	0.0	SC	TRAFFIC SIGNAL REVISION	SF LF	250,000	0	0	0	125,000	125,000
1608	TH 61	1913-70	MN/DOT	CANNON ST TO 4TH ST, HASTINGS - BITUMINOUS MILL & OVERLAY	2.1	PM	MILL AND OVERLAY	SF	950,000	0	0	0	950,000	0

ATP: M
Fiscal Year: 2010

STIP for FY 2010-2013

Seq #	Route System	Project Number	Agency	Description	Miles	Program	Type of Work	Proposed Funds	Total	FHWA	AC	FTA	TH	Other
1609	TH 61	6220-70	MNDOT	**MN34** 20TH ST, NEWPORT TO CARVER AVE, ST PAUL, INCLUDING I494/TH61 INTERCHANGE (WAKOTA PROJECT), NEWPORT - LANDSCAPING	2.0	RB	LANDSCAPING	HPP	250,000	83,073	0	0	166,927	0
1610	TH 61	6222-160	MN/DOT	**BP08** OVER BNSF RR, WHITE BEAR LAKE-REPLACE BR 6688	0.1	BR	BRIDGE REPLACEMENT	FFM BF	8,330,000	3,177,000	0	0	0	5,153,000
1611	TH 61	6222-161	MN/DOT	0.2 MI S OF ROSELAWN AVE, MAPLEWOOD TO 0.15 MI S OF WHITE BEAR AVE, WHITE BEAR LAKE-BITUMINOUS MILL & OVERLAY, REPLACE SIGNAL, WHITE BEAR AVE, BUS SHOULDERS, GUARDRAIL, ETC	5.7	RS	MILL AND OVERLAY	NHS	7,100,000	5,680,000	0	0	1,420,000	0
1611	TH 61	6222-161S	MN/DOT	0.2 MI S OF ROSELAWN AVE, MAPLEWOOD TO 0.15 MI S OF WHITE BEAR AVE, WHITE BEAR LAKE-MEDIAN CLOSURES, TURN LANE MODIFICATIONS, NEW TURN LANES, ETC AT SEVERAL LOCATIONS	5.7	SH	TURN LANES	HSIP	980,000	477,000	0	0	53,000	450,000
1612	TH 61	8207-59	MNDOT	2ND AVE SE TO 3RD AVE NW, FOREST LAKE-ROUNDABOUT, C & G, SIDEWALK, LIGHTING, ETC	0.4	AM	GRADE AND SURFACE	SF	594,000	0	0	0	594,000	0
1613	TH 62	2773-03	MN/DOT	\$\$\$W JCT TH 212, EDEN PRAIRIE TO GLEASON RD, EDINA-REPLACE LIGHTING	1.0	SC	LIGHTING	ES	820,000	820,000	0	0	0	0
1614	TH 65	0208-127	MNDOT	E SIDE OF TH 65, 153RD AVE TO 159TH AVE, HAM LAKE-ACCESS CLOSURES, ETC(\$1.3M OF ACCESS MANAGEMENT FUNDS)	0.8	SC	GRADE AND SURFACE	SF	1,300,000	0	0	0	1,300,000	0
1615	TH 77	1929-43	MN/DOT	0.3 MI S OF DAKOTA CSAH 38 TO I-35E, APPLE VALLEY-INSTALL CABLE MEDIAN BARRIER (OTHER FUNDS ARE DPS SECT 164)	1.5	SC	MEDIAN BARRIER	DPS SF	200,000	0	0	0	20,000	180,000
1616	TH 77	2758-66	MN/DOT	OLD SHAKOPEE RD(HENNEPIN CSAH 1) RAMP TERMINII, BLOOMINGTON-REBUILD TRAFFIC SIGNAL	0.0	SC	TRAFFIC SIGNAL REVISION	SF LF	250,000	0	0	0	125,000	125,000
1617	TH 77	2758-70	MNDOT	I494 TO TH 62, RICHFIELD - INSTALL CABLE MEDIAN BARRIER(SEAT BELT INCENTIVE \$\$)	1.5	SC	MEDIAN BARRIER	FFM	250,000	250,000	0	0	0	0
1618	TH 77	2758-71	MNDOT	MINNESOTA RIVER, BLOOMINGTON-LONG MEADOW - MAINTENANCE ACCESS RD	0.0	AM	GRADE AND SURFACE	SF	171,072	0	0	0	171,072	0
1619	I 94	2780-64	MN/DOT	\$\$\$WRIGHT/HENNEPIN CO LINE TO 0.2MI E OF I-494, MAPLE GROVE-CONCRETE PAVEMENT REPAIR, ETC	11.7	RS	CONCRETE PAVEMENT REHAB	ES	14,125,000	14,125,000	0	0	0	0
1620	I 94	2780-69	MN/DOT	\$\$\$TH 101, ROGERS-REPLACE LIGHTING SYSTEM	0.4	SC	LIGHTING	ES	140,000	140,000	0	0	0	0
1621	I 94	2780-78	MN/DOT	SB TH 101 TO WB I-94, ROGERS-CONSTRUCT ACCELERATION LANE	0.5	SH	SPOT IMPROVEMENT	HSIP	845,000	760,500	0	0	84,500	0

ATP: M
Fiscal Year: 2010

STIP for FY 2010-2013

Seq #	Route System	Project Number	Agency	Description	Miles	Program	Type of Work	Proposed Funds	Total	FHWA	AC	FTA	TH	Other
1622	I 94	2780-80	MN/DOT	TH 101, ROGERS-CONSTRUCT EB CO RD FOR SB TH 101 TRAFFIC	0.7	SH	GRADE AND SURFACE	HSIP	1,925,000	1,732,500	0	0	192,500	0
1623	I 94	2781-27003A	MN/DOT	UNDER WHITNEY PED BR, MPLS-REPLACE TIMBER DECK & WOODEN STAIRS, BR 27003A	0.0	BI	REDECK	SF	200,000	0	0	0	200,000	0
1624	I 94	2781-27549AA	MN/DOT	UNDER 42ND AVE N(CAMDEN BR), MPLS-REPAIR BR 27549A	0.0	BI	BRIDGE REPAIR	SF	400,000	0	0	0	400,000	0
1625	I 94	2781-27836A	MNDOT	UNDER LASALLE AVE, MPLS-REDECK BR 27836	0.0	BI	REDECK	IM	1,200,000	1,080,000	0	0	120,000	0
1626	I 94	2786-125	MNDOT	\$\$\$JCT I494, MAPLE GROVE TO BROOKLYN BLVD, BROOKLYN PARK - LANDSCAPING	5.5	MC	LANDSCAPING	ES	200,000	200,000	0	0	0	0
1627	I 94	6282-187	MNDOT	HENNEPIN/RAMSEY CO LINE TO KELLOGG BLVD EXIT, ST PAUL-BITUMINOUS MILL & OVERLAY, GUARDRAIL, MEDIAN BARRIER, ETC	4.3	RS	MILL AND OVERLAY	IM	10,270,000	9,243,000	0	0	1,027,000	0
1628	I 94	8281-02A	MN/DOT	WB OVER ST CROIX RIVER, HUDSON-PAINT BR 9400 (WISCONSIN PROJECT)	0.0	AM	PAINT BRIDGE	IM	4,400,000	3,960,000	0	0	440,000	0
1629	I 94	8282-103	MNDOT	W JUNCTION TH 95/WASHINGTON CSAH 15 RAMP TERMINI, WOODBURY, AFTON, LAKE ELMO, & W LAKELAND TWP-TRAFFIC SIGNAL INSTALLATION, DUAL LEFT TURN LANES, ETC(\$850K-SC)-THIS IS AN ASSOCIATED SP TO 8208-33	0.0	SH	TRAFFIC SIGNAL INST.	HSIP	1,200,000	1,080,000	0	0	120,000	0
1630	TH 95	1307-19	MNDOT	\$\$\$AT TH 95 INTERCHANGE, NORTH BRANCH-RECONSTRUCT INTERCHANGE, APPROACHES, FRONTAGE RDS, ETC(LOCAL PORTION IS 225-010-04)	0.0	MC	GRADE,SURFACE & BRIDGE	ES	4,500,000	4,500,000	0	0	0	0
1630	TH 95	1307-19CE	MNDOT	**MN150**AT TH 95 INTERCHANGE, NORTH BRANCH-CONSTRUCTION ENGINEERING FOR RECONSTRUCT INTERCHANGE, APPROACHES, FRONTAGE RDS, ETC	0.0	MC	GRADE,SURFACE & BRIDGE	HPP	2,369,550	1,835,000	0	0	458,750	75,800
1631	TH 95	8208-33	MN/DOT	HUDSON RD, AFTON & WOODBURY-TRAFFIC SIGNAL INSTALLATION, APPROACH LANES, ETC	0.0	SH	SPOT IMPROVEMENT	HSIP LF	1,125,000	900,000	0	0	100,000	125,000
1632	TH 95	8210-95	MN/DOT	\$\$\$0.2 MI N OF TH 97, NEW SCANDIA TWP TO 0.1 MI S OF NELSON ST, STILLWATER-BITUMINOUS MILL & OVERLAY, ETC	15.9	RS	MILL AND OVERLAY	ES	4,835,175	4,835,175	0	0	0	0
1633	TH 100	2755-89	MNDOT	I694 TO BROOKLYN BLVD, BROOKLYN CENTER - INSTALL CABLE MEDIAN BARRIER(SEAT BELT INCENTIVE \$\$)	1.6	SC	MEDIAN BARRIER	FFM	250,000	250,000	0	0	0	0
1634	TH 149	1917-40	MN/DOT	WENTWORTH AVE TO EMERSON AVE, MENDOTA HEIGHTS-CULVERT REPLACEMENT, GUARDRAIL, ETC	0.5	RD	CULVERT REPLACEMENT	SF	275,000	0	0	0	275,000	0
1635	TH 156	1912-55	MN/DOT	AT ARMOUR AVE, S ST PAUL-REBUILD TRAFFIC SIGNAL	0.0	SC	TRAFFIC SIGNAL REVISION	SF LF	200,000	0	0	0	134,000	66,000

ATP: M
Fiscal Year: 2010

STIP for FY 2010-2013

Seq #	Route System	Project Number	Agency	Description	Miles	Program	Type of Work	Proposed Funds	Total	FHWA	AC	FTA	TH	Other
1636	TH 169	2772-81	MN/DOT	SB EXIT RAMP TO MEDICINE LAKE RD, PLYMOUTH-RECONSTRUCT RAMP, EXTEND DECEL, ETC	0.0	SH	SPOT IMPROVEMENT	HSIP	714,561	643,105	0	0	71,456	0
1637	TH 169	2772-87	MNDOT	108TH ST, BLOOMINGTON TO TH62, EDINA - INSTALL CABLE MEDIAN BARRIER(SEAT BELT INCENTIVE \$\$)	5.8	SC	MEDIAN BARRIER	FFM	623,266	623,266	0	0	0	0
1638	TH 169	2776-03A	MN/DOT	HIGHWAY 169/I494 INTERCHANGE IMPROVEMENTS, MN (2009 APPROPRIATIONS ACT-TCSP)	0.2	MC	GRADE,SURFACE & BRIDGE	FFM	593,750	475,000	0	0	118,750	0
1639	TH 169	7008-45AC1	MN/DOT	SCOTT CR 64/TH 25, BELLE PLAINE-GRADING, SURFACING & BRS 70043, 70044-NEW INTERCHANGE, ETC(AC PAYBACK, 1 OF 2)	2.0	MC	GRADE,SURFACE & BRIDGE	NHS	10,000,000	10,000,000	0	0	0	0
1640	TH 212	1017-16	MNDOT	\$\$\$STH 101 & POWERS BLVD/CARVER CSAH 17 INTERCHANGES, CHANHASSEN - LANDSCAPING	0.5	RB	LANDSCAPING	ES	200,000	200,000	0	0	0	0
1641	TH 212	1017-17	MNDOT	\$\$\$TH 41, ENGLER BLVD/CARVER CSAH 10 & CARVER CSAH 11 INTERCHANGES, CHASKA - LANDSCAPING	0.5	RB	LANDSCAPING	ES	300,000	300,000	0	0	0	0
1642	TH 212	2744-64	MNDOT	\$\$\$AT I494/TH212/TH5 INTERCHANGE IN EDEN PRAIRIE-WB I494 TO WB 212/5 INTERCHANGE MODIFICATION, ADD LANE, ETC	0.8	SC	GRADE AND SURFACE	ES	1,193,021	1,193,021	0	0	0	0
1643	TH 212	2762-28	MNDOT	\$\$\$HENNEPIN CSAH 4 & DELL ROAD, EDEN PRAIRIE - LANDSCAPING	0.5	RB	LANDSCAPING	ES	200,000	200,000	0	0	0	0
1644	TH 212	2763-44	MNDOT	SHADY OAK RD TO E JCT OF TH 62, EDEN PRAIRIE - INSTALL CABLE MEDIAN BARRIER(SEAT BELT INCENTIVE \$\$)	2.2	SC	MEDIAN BARRIER	FFM	559,052	559,052	0	0	0	0
1645	TH 243	1311-04	MN/DOT	OVER ST CROIX RIVER AT OSCEOLA-REPAIR DECK ON BR 6347	0.0	BI	BRIDGE REPAIR	SF LF	1,400,000	0	0	0	700,000	700,000
1646	TH 252	2748-55	MN/DOT	\$\$\$I-94 TO 0.4 MI N OF I-94, BROOKLYN CENTER-MAINLINE & RAMP CONCRETE REHABILITATION	0.4	RS	CONCRETE PAVEMENT REHAB	ES	690,000	690,000	0	0	0	0
1647	TH 252	2748-56	MN/DOT	\$\$\$NB ENT RAMP, I-694, BROOKLYN CENTER TO TH 610, BROOKLYN PARK-REHAB SHOULDERS FOR BUS USAGE	4.0	TM	GRADE AND SURFACE	ES	2,165,000	2,165,000	0	0	0	0
1648	TH 252	2748-60	MNDOT	0.2 M S OF 85TH AVE TO WB RAMP TO TH 610, BROOKLYN PARK-3RD LN, BUS SHOULDER, SIGNALS, ETC(INCLUDES \$100K OF TEAM TRANSIT \$\$ & \$500,000 OF SC \$\$)	0.8	AM	GRADE AND SURFACE	SF	1,194,000	0	0	0	1,194,000	0
1649	I 494	2785-330B	MNDOT	**MN199**I-494 LANE ADDITION, HENNEPIN CO	5.7	PL	PLANNING	HPP	986,570	789,256	0	0	197,314	0
1649	I 494	2785-330C	MNDOT	**MN199**I-494 LANE ADDITION, HENNEPIN CO	5.7	PL	PLANNING	HPP	150,000	120,000	0	0	30,000	0

ATP: M
Fiscal Year: 2010

STIP for FY 2010-2013

Seq #	Route System	Project Number	Agency	Description	Miles	Program	Type of Work	Proposed Funds	Total	FHWA	AC	FTA	TH	Other
1650	I 494	8285-89	MN/DOT	TH 61 INTERCHANGE, NEWPORT-LANDSCAPING	0.0	RB	LANDSCAPING	SF	300,000	0	0	0	300,000	0
1651	I 494	8285-94	MN/DOT	**BP08**I-94, OAKDALE, TO S OF LAKE RD, MAPLEWOOD-REPLACE CONCRETE PAVEMENT, CONNECT AUXILIARY LANES, ETC(PHASE 2)	3.6	RC	CONCRETE PAVEMENT	BF	22,000,000	0	0	0	0	22,000,000
1652	TH 610	2771-37D	MN/DOT	**MN254**TH 169 IN BROOKLYN PARK TO I94 IN MAPLE GROVE-ROADWAY IMPROVEMENTS (2009 APPROPRIATIONS ACT-STP)	0.0	MC	GRADE,SURFACE & BRIDGE	HPP	1,520,000	1,520,000	0	0	0	0
1653	TH 610	2771-38	MN/DOT	\$\$\$ESTH 169, BROOKLYN PARK TO HENNEPIN CSAH 81, MAPLE GROVE-GRADING, BRS 27233, 27234, 27240, 27247, 27248, 27249, 27250, ETC	0.0	MC	GRADE,SURFACE & BRIDGE	ES	60,000,000	60,000,000	0	0	0	0
1653	TH 610	2771-38L	MN/DOT	\$\$ESL\$TH 169 IN BROOKLYN PARK TO HENNEPIN CSAH 81 IN MAPLE GROVE-GRADING, BRS 27233, 27234, 27240, 27247, 27248, 27249, 27250, ETC	0.0	MC	GRADE,SURFACE & BRIDGE	ES	2,000,000	2,000,000	0	0	0	0
1653	TH 610	2771-38S1	MNDOT	**MN211**TH 169, BROOKLYN PARK TO HENNEPIN CSAH 81, MAPLE GROVE-GRADING, BRS 27233, 27234, 27240, 27247, 27248, 27249, 27250, ETC	1.0	MC	GRADE,SURFACE & BRIDGE	HPP	8,016,711	6,413,369	0	0	1,603,342	0
1653	TH 610	2771-38S2	MNDOT	**MN226**TH 169, BROOKLYN PARK TO HENNEPIN CSAH 81, MAPLE GROVE-GRADING, BRS 27233, 27234, 27240, 27247, 27248, 27249, 27250, ETC	1.0	MC	GRADE,SURFACE & BRIDGE	HPP	7,125,966	5,700,773	0	0	1,425,193	0
1653	TH 610	2771-38T	MNDOT	**MN235**TH 169, BROOKLYN PARK TO HENNEPIN CSAH 81, MAPLE GROVE-GRADING, BRS 27233, 27234, 27240, 27247, 27248, 27249, 27250, ETC	1.0	MC	GRADE,SURFACE & BRIDGE	HPP	4,894,823	3,915,858	0	0	978,965	0
1654	I 694	6285-140	MNDOT	I35W, ARDEN HILLS TO RICE ST, SHOREVIEW - INSTALL CABLE MEDIAN BARRIER(SEAT BELT INCENTIVE \$\$)	4.1	SC	MEDIAN BARRIER	FFM	620,000	620,000	0	0	0	0
1655	I 694	6286-53	MN/DOT	US 61, VADNAIS HEIGHTS TO 50TH ST N, OAKDALE - INSTALL CABLE MEDIAN BARRIER	4.6	SH	MEDIAN BARRIER	HSIP	1,000,000	900,000	0	0	100,000	0
1656	I 694	8286-64	MNDOT	I94 TO 50TH ST, OAKDALE-UNBONDED CONCRETE OVERLAY, GUARDRAIL & DRAINAGE REPAIRS, ETC & REHAB BR 82805,82806,82807,& 82808 OVER UP RR & OVER TH 5	3.6	RC	GRADE,SURFACE & BRIDGE	IM	25,175,000	22,657,500	0	0	2,517,500	0
1656	I 694	8286-64S	MNDOT	I94 TO 50TH ST, OAKDALE-INSTALL MEDIAN CABLE BARRIER(ORIGINALLY PART OF SP 6286-53, SEQ # 2060 IN 2009-2012 STIP)	3.6	SH	MEDIAN BARRIER	HSIP	825,000	742,500	0	0	82,500	0
1657	TH 999	7000-07	MN/DOT	REHABILITATION OF BR 4175 OVER MINNESOTA RIVER FOR USE AS PED/BIKE FACILITY, SHAKOPEE	0.0	EN	BRIDGE REPAIR OTHER	TEA	1,400,000	1,120,000	0	0	280,000	0

ATP: M
Fiscal Year: 2010

STIP for FY 2010-2013

Seq #	Route System	Project Number	Agency	Description	Miles	Program	Type of Work	Proposed Funds	Total	FHWA	AC	FTA	TH	Other
1657	TH 999	7000-07ES	MN/DOT	\$\$\$\$\$REHABILITATION OF BR 4175 OVER MINNESOTA RIVER FOR USE AS PED/BIKE FACILITY, SHAKOPEE(\$5M MDOT ARRA, \$1.3M ARRA EN)	0.0	EN	BRIDGE REPAIR OTHER	ES	6,300,000	6,300,000	0	0	0	0
1658	TH 999	8825-237	MN/DOT	NORTHEAST QUADRANT OF METRO AREA-RELAMP FIXTURES	0.0	SC	LIGHTING	SF	400,000	0	0	0	400,000	0
1659	TH 999	8825-250	MN/DOT	METROWIDE-REFURBISH/UPGRADE SHELTER/CABINETS OF TMS SYSTEMS	0.0	TM	TRAFFIC MGMT. SYSTEM	SF	200,000	0	0	0	200,000	0
1660	TH 999	8825-251	MN/DOT	METROWIDE-REFURBISH CHANGEABLE MESSAGE SIGNS AND ACCESS IMPROVEMENTS	0.0	TM	TRAFFIC MGMT. SYSTEM	SF	250,000	0	0	0	250,000	0
1661	TH 999	8825-305	MN/DOT	METROWIDE-REPLACE CANTILEVER SIGNS	0.0	SC	SIGNING	SF	500,000	0	0	0	500,000	0
1662	TH 999	8825-343	MNDOT	\$\$\$\$\$METROWIDE - REPLACING SIGNAL AND LIGHTING CABINETS	0.0	SC	TRAFFIC SIGNAL REVISION	ES	833,200	833,200	0	0	0	0
1663	TH 999	8825-348	MNDOT	\$\$\$\$\$ METROWIDE - CMS & SHELTERS	0.0	SC	TRAFFIC MGMT. SYSTEM	ES	762,000	762,000	0	0	0	0
1664	TH 999	8825-359	MNDOT	\$\$\$\$\$ E SIDE OF METRO - GUARDRAIL IMPROVEMENT & REPLACEMENT	0.0	SC	GUARD RAIL	ES	300,000	300,000	0	0	0	0
1665	TH 999	8825-361	MNDOT	\$\$\$\$\$ W SIDE OF METRO - GUARDRAIL IMPROVEMENT & REPLACEMENT	0.0	SC	GUARD RAIL	ES	300,000	300,000	0	0	0	0
1666	TH 999	8825-369	MNDOT	\$\$\$\$\$METROWIDE-ADA COMPLIANT UPGRADES AT VARIOUS LOCATIONS IN METRO AREA(ARRAS)	0.0	RD	CURB & GUTTER	ES	975,000	975,000	0	0	0	0
1667	TH 952A	1908-75	MN/DOT	THOMPSON AVE, W ST PAUL-REBUILD TRAFFIC SIGNAL	0.0	SC	TRAFFIC SIGNAL REVISION	SF LF	250,000	0	0	0	125,000	125,000
1668	TH 952A	1908-81	MN/DOT	MARIE AVE TO BUTLER AVE, W ST PAUL-UPDATE TO ADA STANDARDS	0.0	SC	MISCELLANEOUS	SF	144,400	0	0	0	144,400	0
1669	TH 952A	6217-42	MNDOT	AT CESAR CHAVEZ ST IN ST PAUL-TRAFFIC SIGNAL RECONSTRUCTION	0.0	AM	TRAFFIC SIGNAL REVISION	SF	112,439	0	0	0	112,439	0
1670	TH 999	880M-RW-10	MN/DOT	METRO SETASIDE FOR RIGHT OF WAY FOR FY 2010	0.0	RW	RIGHT OF WAY	SF	22,800,000	0	0	0	22,800,000	0
1671	TH 999	880M-SAS-10	MN/DOT	METRO SETASIDE -2010	0.0	CA	MISCELLANEOUS	SF	31,534,000	0	0	0	31,534,000	0
1672	TH 999	880M-SRS1-09	MNDOT	SAFE ROUTES TO SCHOOL INFRASTRUCTURE	0.0	BT	PEDESTRIAN BIKE TRAIL	SRTS	400,000	400,000	0	0	0	0
1673	TH 999	880M-SRS2-09	MNDOT	SAFE ROUTES TO SCHOOL NON-INFRASTRUCTURE	0.0	PL	PLANNING	SRTS	100,000	100,000	0	0	0	0

ATP: M

Fiscal Year: 2010

STIP for FY 2010-2013

Seq #	Route System	Project Number	Agency	Description	Miles	Program	Type of Work	Proposed Funds	Total	FHWA	AC	FTA	TH	Other
1674	TH 999	TRLF-RW-10	MN/DOT	REPAYMENT IN FY 2010 OF TRLF LOANS USED FOR RIGHT OF WAY PURCHASE ON TH 212 & 65	0.0	RW	RIGHT OF WAY	SF	4,239,000	0	0	0	4,239,000	0
									\$1,299,308,982	\$525,250,648	\$228,675,370	\$311,286,653	\$103,242,213	\$359,529,468

ATP: M
Fiscal Year: 2011

STIP for FY 2010-2013

Seq #	Route System	Project Number	Agency	Description	Miles	Program	Type of Work	Proposed Funds	Total	FHWA	AC	FTA	TH	Other
1675	BB	TRF-0009-11	MN/DOT	SECT 5311: CARVER CO TRANSIT OPERATING ASSISTANCE	0.0	OB	OPERATE BUS	FTA	660,960	0	0	88,100	0	572,860
1676	BB	TRF-0018-11	MNDOT	SECT 5316: TWIN CITIES AREA MNDOT-JOB ACCESS/REVERSE COMMUTE PROJECTS(MET COUNCIL VAN-GOFOR COLLAR COUNTIES)-TBD	0.0	JA	BUS GRANT CAPITAL IMPROVEMENT	FTA	250,000	0	0	125,000	0	125,000
1677	BB	TRF-0051-11	MN/DOT	SECT 5311: SCOTT CO TRANSIT OPERATING ASSISTANCE	0.0	OB	OPERATE BUS	FTA	1,942,003	0	0	98,700	0	1,843,303
1678	BB	TRF-3703-11	MN/DOT	SECT 5311: CITY OF HASTINGS TRANSIT OPERATING ASSISTANCE	0.0	OB	OPERATE BUS	FTA	409,356	0	0	42,600	0	366,756
1679	BB	TRF-TCMT-11	MET COUNCIL-MT	SECT 5307: TWIN CITIES MET COUNCIL MT-REPLACEMENT BUSES-ARTICULATED & 40-FOOT	0.0	B9	PURCHASE BUS	FTA	51,220,130	0	0	40,976,104	0	10,244,026
1680	BB	TRF-TCMT-11A	MET COUNCIL-MT	SECT 5307: TWIN CITIES MET COUNCIL MT-I35E & CO RD 14 PARK & RIDE (LINO LAKES)	0.0	B9	BUS GRANT CAPITAL IMPROVEMENT	FTA	1,500,000	0	0	1,200,000	0	300,000
1681	BB	TRF-TCMT-11B	MET COUNCIL-MT	SECT 5307: TWIN CITIES MET COUNCIL MT-WOODBURY PARK & RIDE EXPANSION	0.0	B9	BUS GRANT CAPITAL IMPROVEMENT	FTA	15,000,000	0	0	12,000,000	0	3,000,000
1682	BB	TRF-TCMT-11C	MET COUNCIL-MT	SECT 5307: TWIN CITIES MET COUNCIL MT-ASSOCIATED CAPITAL MAINTENANCE-BUS	0.0	B9	BUS GRANT CAPITAL IMPROVEMENT	FTA	2,600,000	0	0	2,080,000	0	520,000
1683	BB	TRF-TCMT-11D	MET COUNCIL-MTS	SECT 5307: TWIN CITIES MET COUNCIL MTS-VANGO CAP COST OF CONTRACTING	0.0	B9	BUS GRANT CAPITAL IMPROVEMENT	FTA	625,000	0	0	500,000	0	125,000
1684	BB	TRF-TCMT-11E	MET COUNCIL-MT	SECT 5309 FIXED GUIDEWAY: TWIN CITIES MET COUNCIL MT-LRT ASSOCIATED CAPITAL MAINTENANCE	0.0	B3	BUS GRANT CAPITAL IMPROVEMENT	FTA	1,250,000	0	0	1,000,000	0	250,000
1685	BB	TRF-TCMT-11F	MET COUNCIL-MT	SECT 5307: TWIN CITIES MET COUNCIL MT-PREVENTIVE MAINTENANCE	0.0	B9	BUS GRANT CAPITAL IMPROVEMENT	FTA	37,500,000	0	0	30,000,000	0	7,500,000
1686	BB	TRF-TCMT-11G	MET COUNCIL-MT	SECT 5307: TWIN CITIES MET COUNCIL MT-CAPITAL LEASE-TIRES	0.0	B9	PURCHASE BUS	FTA	2,004,829	0	0	1,603,863	0	400,966
1687	BB	TRF-TCMT-11H	MET COUNCIL-MT	SECT 5307: TWIN CITIES MET COUNCIL MT-SECURITY/SAFETY FOR 1%	0.0	B9	BUS GRANT CAPITAL IMPROVEMENT	FTA	700,000	0	0	560,000	0	140,000
1688	BB	TRF-TCMT-11J	MET COUNCIL-MT	SECT 5307: TWIN CITIES MET COUNCIL MT-0.5% FOR MT STAFF TRAINING/CERTIFICATION	0.0	B9	BUS GRANT CAPITAL IMPROVEMENT	FTA	318,750	0	0	255,000	0	63,750

ATP: M
Fiscal Year: 2011

STIP for FY 2010-2013

Seq #	Route System	Project Number	Agency	Description	Miles	Program	Type of Work	Proposed Funds	Total	FHWA	AC	FTA	TH	Other
1689	BB	TRF-TCMT-11K	MET COUNCIL-MT	SECT 5307: TWIN CITIES MET COUNCIL MT-TRANSIT ENHANCEMENTS 1%	0.0	B9	BUS GRANT CAPITAL IMPROVEMENT	FTA	700,000	0	0	560,000	0	140,000
1690	BB	TRF-TCMT-11L	MET COUNCIL-U OFM	SECT 5307: TWIN CITIES MET COUNCIL U OF M-U OF M BUS ACQUISITION	0.0	B9	PURCHASE BUS	FTA	375,000	0	0	300,000	0	75,000
1691	BB	TRF-TCMT-11M	MET COUNCIL-MT	SECT 5307: TWIN CITIES MET COUNCIL MT-TRANSIT BUSINESS COMPUTER SYSTEMS(HW & SW)	0.0	B9	BUS GRANT CAPITAL IMPROVEMENT	FTA	2,500,000	0	0	2,000,000	0	500,000
1692	BB	TRF-TCMT-11N	MET COUNCIL-MT	SECT 5309: TWIN CITIES MET COUNCIL MT-LRT REVERSE SIGNALIZATION	0.0	B3	BUS GRANT CAPITAL IMPROVEMENT	FTA	3,750,000	0	0	3,000,000	0	750,000
1693	BB	TRF-TCMT-11P	MET COUNCIL-MTS	SECT 5307: TWIN CITIES MET COUNCIL MTS-MTS BUS ACQUISITION	0.0	B9	PURCHASE BUS	FTA	9,000,000	0	0	7,200,000	0	1,800,000
1694	BB	TRF-TCMT-11Q	MET COUNCIL-MTS	SECT 5307: TWIN CITIES MET COUNCIL MTS-METRO MOBILITY CAPITAL COST OF CONTRACTING FOR SERVICES	0.0	B9	BUS GRANT CAPITAL IMPROVEMENT	FTA	5,000,000	0	0	4,000,000	0	1,000,000
1695	BB	TRF-TCMT-11R	MET COUNCIL-MTS	SECT 5307: TWIN CITIES MET COUNCIL MTS-REGIONAL FLEET CAPITAL COST OF CONTRACTING	0.0	B9	BUS GRANT CAPITAL IMPROVEMENT	FTA	3,125,000	0	0	2,500,000	0	625,000
1696	BB	TRF-TCMT-11S	MET COUNCIL-MTS	SECT 5316: TWIN CITIES MET COUNCIL MTS-JOB ACCESS/REVERSE COMMUTE PROJECTS TBD	0.0	JA	BUS GRANT CAPITAL IMPROVEMENT	FTA	3,000,000	0	0	1,500,000	0	1,500,000
1697	BB	TRF-TCMT-11T	MET COUNCIL-MTS	SECT 5317: TWIN CITIES MET COUNCIL MTS-NEW FREEDOMS PROJECTS TBD-2011	0.0	NF	BUS GRANT CAPITAL IMPROVEMENT	FTA	2,000,000	0	0	1,000,000	0	1,000,000
1698	BB	TRF-TCMT-11U	MET COUNCIL-MTS	SECT 5307: TWIN CITIES MET COUNCIL MTS-SW TRANSIT STATION - COP	0.0	B9	BUS GRANT CAPITAL IMPROVEMENT	FTA	281,658	0	0	225,326	0	56,332
1699	BB	TRF-TCMT-11V	MET COUNCIL-MT	SECT 5309: TWIN CITIES MET COUNCIL MT-LRT PAINT BOOTH POLLUTION CONTROL EQUIPMENT	0.0	B3	BUS GRANT CAPITAL IMPROVEMENT	FTA	1,500,000	0	0	1,200,000	0	300,000
1700	BB	TRF-TCMT-11W	MET COUNCIL-MT	SECT 5309: TWIN CITIES MET COUNCIL MT-HWY 62 & PENN PARK & RIDE	0.0	B3	BUS GRANT CAPITAL IMPROVEMENT	FTA	4,710,000	0	0	3,768,000	0	942,000
1701	BB	TRF-TCMT-11X	MET COUNCIL-MT	SECT 5309 FIXED GUIDEWAY: TWIN CITIES MET COUNCIL MT-NEXTFARE (CUBIC) UPGRADE SYSTEM & DEVICES	0.0	B3	BUS GRANT CAPITAL IMPROVEMENT	FTA	3,000,000	0	0	2,400,000	0	600,000

ATP: M
Fiscal Year: 2011

STIP for FY 2010-2013

Seq #	Route System	Project Number	Agency	Description	Miles	Program	Type of Work	Proposed Funds	Total	FHWA	AC	FTA	TH	Other
1702	BB	TRS-7068-11	MNDOT	HEARTLAND EXPRESS-PURCHASE CLASS 500 BUS	0.0	TR	PURCHASE BUS	STP	117,000	93,600	0	0	0	23,400
1703	BB	TRS-MVTA-11	MVTA	PURCHASE 8 LOW-FLOOR BRT-SPECIFIC BUSES, & PROVIDE STARTUP OPERATING FUNDING IN SUPPORT OF I-35 BRT PROJECT	0.0	TR	BUS GRANT CAPITAL IMPROVEMENT	CMAQ	5,843,230	4,601,144	0	0	0	1,242,086
1704	BB	TRS-SWT-11	SOUTHWEST TRANSIT	PURCHASE 15 BUSES FOR EXPRESS SERVICE	0.0	TR	BUS GRANT CAPITAL IMPROVEMENT	CMAQ	8,250,000	6,600,000	0	0	0	1,650,000
1705	BB	TRS-TCMT-11A	MET COUNCIL-MT	TRANSIT SERVICE EXPANSION TO PROVIDE NEW WEEKDAY PEAK PERIOD SERVICE, NEW ROUTE 375 BETWEEN LAKE ELMO/WOODBURY & MPLS-FY 2011	0.0	TR	BUS GRANT CAPITAL IMPROVEMENT	CMAQ	322,156	257,725	0	0	0	64,431
1706	RR	27-00290	MN/DOT	N NATHAN LN, MSAS 160, PLYMOUTH, HENNEPIN CO-INSTALL GATES	0.0	SR	RAILROAD SURF/SIGNALS	RRS	272,500	245,250	0	0	0	27,250
1707	RR	27-00291	MN/DOT	XERXES AVE S, MSAS 409, BLOOMINGTON-INSTALL CANTILEVERS/GATES	0.0	SR	RAILROAD SURF/SIGNALS	RRS	299,750	269,775	0	0	0	29,975
1708	RR	27-00292AC	MN/DOT	HENNEPIN CSAH 10, BASS LAKE RD, HENNEPIN CO-INSTALL 4-GATE SYSTEM(AC PAYBACK, 1 OF 1)	0.0	SR	RAILROAD SURF/SIGNALS	RRS	318,825	318,825	0	0	0	0
1709	RR	70-00121	MN/DOT	SYNDICATE ST, MSAS 105, JORDAN, SCOTT CO-INSTALL GATES	0.0	SR	RAILROAD SURF/SIGNALS	RRS	272,500	245,250	0	0	0	27,250
1710	RR	70-00122	MN/DOT	VALLEY VIEW DR, TWP 87, JORDAN (0.25 MI N), SAND CREEK TWP, SCOTT CO-INSTALL GATES	0.0	SR	RAILROAD SURF/SIGNALS	RRS	272,500	245,250	0	0	0	27,250
1711	RR	82-00136	MN/DOT	ZEP@WASHINGTON CSAH 15, MANNING AVE N, WASHINGTON COUNTY, INSTALL SIGNALS & GATES	0.0	SR	RR X-ING IMPROVEMENTS	RRS	325,026	292,523	0	0	0	32,503
1712	CR 57	02-596-11	ANOKA COUNTY	ANOKA CO RD 57(SUNFISH LK BLVD) & ALPINE DR, RAMSEY-TRAFFIC SIGNAL INSTALLATION, TURN LANES, ETC	0.0	SH	SPOT IMPROVEMENT	HSIP	1,090,000	981,000	0	0	0	109,000
1713	CSAH 14	02-614-32AC	ANOKA COUNTY	THRUSH ST TO CRANE ST, COON RAPIDS-WIDEN TO 4-LANE DIVIDED HWY-INTERSECTION IMPROVEMENTS, PED WKWY, ETC(AC PAYBACK, 1 OF 1)	1.1	RC	GRADE AND SURFACE	UG	0	0	0	0	0	0
1714	CSAH 116	02-716-11	ANOKA COUNTY	ANOKA CO RD 57(SUNFISH LAKE BLVD), RAMSEY TO GERMANIUM ST, RAMSEY & ANOKA-RECONSTRUCT TO 4-LANE DIVIDED RDWY INCLUDING PED/BIKE TRAIL	1.0	RC	GRADE AND SURFACE	UG	5,900,000	3,680,800	0	0	0	2,219,200
1715	PED/BIKE	10-090-03	CARVER COUNTY	W PARKING LOT, MINNEWASHTA REG PARK, TO MINNETONKA W MIDDLE SCHOOL INCLUDING UNDERPASS, TH 41, CHANHASSEN-CONSTRUCT PED/BIKE TRAIL, UNDERPASS, ETC	2.6	EN	PEDESTRIAN BIKE TRAIL	TEA	1,362,500	1,090,000	0	0	0	272,500

ATP: M

Fiscal Year: 2011

STIP for FY 2010-2013

Seq #	Route System	Project Number	Agency	Description	Miles	Program	Type of Work	Proposed Funds	Total	FHWA	AC	FTA	TH	Other
1716	CSAH 11	10-611-06	CARVER COUNTY	CARVER CSAH 10 TO TH 212, CHASKA-RECONSTRUCT WITH PORTION ON NEW ALIGNMENT, INCLUDES PED/BIKE TRAIL, ETC	1.5	RC	GRADE AND SURFACE	UG	3,507,460	2,805,968	0	0	0	701,492
1717	CSAH 23	19-623-23	DAKOTA COUNTY	147TH ST, APPLE VALLEY TO 1/4 MI S OF 160TH ST(DAKOTA CSAH 46), LAKEVILLE-RECONSTRUCT TO 6-LANE RDWY, INTERSECTION IMPROVEMENTS, ETC	1.5	RC	GRADE AND SURFACE	UG	17,600,000	5,775,000	0	0	0	11,825,000
1718	BB	19-623-23A	DAKOTA COUNTY	**MN218**CEDAR AVE BUSWAY, DAKOTA CO-CONSTRUCTION	0.0	TR	BUS GRANT CAPITAL IMPROVEMENT	HPP	9,000,000	1,131,820	0	0	0	7,868,180
1718	BB	19-623-23B	DAKOTA COUNTY	SECT 5309: CEDAR AVE BUS RAPID TRANSIT CONSTRUCTION(2009 APPROPRIATIONS ACT-BUSES & BUS FACILITIES)	0.0	B3	BUS GRANT CAPITAL IMPROVEMENT	FTA	1,200,000	0	0	950,000	0	250,000
1719	CSAH 23	19-623-24	DAKOTA COUNTY	DAKOTA CSAH 42 TO N OF 138TH ST, APPLE VALLEY-RECONSTRUCT, WIDENING, SHOULDERS FOR BRT, ETC(AC PROJECT, PAYBACK IN 2012)	1.2	RC	GRADE AND SURFACE	UG	2,960,000	0	7,840,000	0	0	2,960,000
1720	CSAH 3	27-603-49	HENNEPIN COUNTY	**MN061**LAKE ST ACCESS TO I-35W, MPLS-PURCHASE RW(2003 APPROPRIATIONS ACT)	0.0	RW	RIGHT OF WAY	HPP	4,000,000	4,000,000	0	0	0	0
1721	CSAH 19	27-619-19	HENNEPIN COUNTY	HENNEPIN CSAH 19/NORTH SHORE DR OVER W ARM CHANNEL, ORONO-REPLACE EXISTING BR 90480	0.0	BR	BRIDGE REPLACEMENT	BR	470,800	376,640	0	0	0	94,160
1722	CSAH 35	27-635-26	HENNEPIN COUNTY	PORTLAND AVE(HENNEPIN CSAH 35) OVER HCRRA CORRIDOR, MPLS-REPLACE BR 90494	0.0	BR	BRIDGE REPLACEMENT	BR	2,500,000	1,505,326	0	0	0	994,674
1723	CSAH 81	27-681-27AC	HENNEPIN COUNTY	N OF TH 100 TO N OF HENNEPIN CSAH 10, CRYSTAL-RECONSTRUCT TO 6-LANE DIVIDED RDW, PED/BIKE PATH, INTERSECTION IMPROVEMENTS, ETC(AC PAYBACK, 1 OF 1)	1.4	RC	GRADE AND SURFACE	UG	5,885,000	5,885,000	0	0	0	0
1724	CSAH 109	27-709-21	HENNEPIN COUNTY	WEAVER LAKE RD/85TH AVE, MAPLE GROVE & BROOKLYN PARK, E OF MAIN ST TO E OF JEFFERSON HWY-CONSTRUCT SECOND HALF OF 4-LANE DIVIDED RDWY INCLUDING PED/BIKE PATH	2.0	MC	GRADE AND SURFACE	UG	8,132,000	5,885,000	0	0	0	2,247,000
1725	CSAH 152	27-752-18	HENNEPIN COUNTY	CEDAR AVE(HENNEPIN CSAH 152) OVER HCRRA CORRIDOR,MPLS-REPLACE BR 90437	0.0	BR	BRIDGE REPLACEMENT	BR	2,200,000	1,370,521	0	0	0	829,479
1726	CSAH 96	62-596-03S	RAMSEY COUNTY	TH 10, ARDEN HILLS-CONSTRUCT INTERCHANGE, ETC	0.4	SH	GRADE,SURFACE & BRIDGE	HSIP	2,222,222	2,000,000	0	0	0	222,222
1726	CSAH 96	62-596-03UG	RAMSEY COUNTY	TH 10, ARDEN HILLS-CONSTRUCT INTERCHANGE, ETC	0.4	MC	GRADE,SURFACE & BRIDGE	UG	10,203,778	5,630,000	0	0	0	4,573,778
1727	CR B2	62-678-12	RAMSEY COUNTY	FAIRVIEW AVE TO TH 51(SNELLING AVE), ROSEVILLE-RECONSTRUCT TO 6-LANE RDWY, INCLUDING SIGNAL & TURN LANE IMPROVEMENTS	0.5	RC	GRADE AND SURFACE	UG	2,992,500	2,394,000	0	0	0	598,500

ATP: M
Fiscal Year: 2011

STIP for FY 2010-2013

Seq #	Route System	Project Number	Agency	Description	Miles	Program	Type of Work	Proposed Funds	Total	FHWA	AC	FTA	TH	Other
1728	CSAH 21	70-621-24AC	SCOTT COUNTY	SCOTT CSAH 42, PRIOR LAKE TO SCOTT CSAH 16, SHAKOPEE-GRADING, DRAINAGE, BRIDGE, ETC(AC PAYBACK, 1 OF 1)	1.5	MC	GRADE,SURFACE & BRIDGE	UG	1,515,084	1,515,084	0	0	0	0
1729	PED/BIKE	82-090-02	WASHINGTON COUNTY	OVER WASHINGTON CO RD 83(11TH AVE SW), FOREST LAKE-CONSTRUCT MULTI-MODAL BR FOR HARDWOOD CREEK REG TRAIL, ETC	0.2	EN	PEDESTRIAN BIKE TRAIL	TEA	926,500	741,200	0	0	0	185,300
1730	TH 36	82-596-03	WASHINGTON COUNTY	LAKE ELMO AVE (WASHINGTON CSAH 17), LAKE ELMO-CONSTRUCT OVERPASS, N & S FRONTAGE ROADS, ETC	0.0	MC	GRADE,SURFACE & BRIDGE	UG	4,239,340	3,391,472	0	0	0	847,868
1731	CSAH 2	82-602-15	WASHINGTON COUNTY	W BDWY(WASHINGTON CSAH 2), 19TH ST SW TO 12TH ST SW INCLUDING I-35 INTERCHANGE, FOREST LAKE-RECONSTRUCTION, ACCESS IMPROVEMENTS, RAISED MEDIAN, ETC	0.7	RC	GRADE,SURFACE & BRIDGE	UG	10,710,000	5,775,000	0	0	0	4,935,000
1732	CSAH 2	82-602-19	WASHINGTON COUNTY	12TH SW TO TH 61, FOREST LAKE-RECONSTRUCT TO DIVIDED SECTION, TRAIL, ETC	0.7	RC	GRADE AND SURFACE	UG	4,469,000	3,575,200	0	0	0	893,800
1733	CSAH 22	82-622-08	WASHINGTON COUNTY	WASHINGTON CSAH 22 & HARDWOOD AVE, COTTAGE GROVE-INSTALL TRAFFIC SIGNAL & LEFT TURN LANES	0.0	SH	SPOT IMPROVEMENT	HSIP	479,600	431,640	0	0	0	47,960
1734	PED/BIKE	91-090-49	THREE RIVERS PARK DISTRICT	BELTLINE BLVD, ST LOUIS PARK-CONSTRUCT BRIDGE ON HOPKINS TO MIDTOWN GREENWAY REGIONAL LRT TRAIL	0.0	EN	PEDESTRIAN BIKE BRIDGE	TEA	1,284,000	1,027,200	0	0	0	256,800
1735	PED/BIKE	91-090-55	SAINT PAUL	SAMUEL H MORGAN REGIONAL TRAIL, TH 5 TO I-3E, ST PAUL-UPGRADE & ENHANCE CURRENT FACILITY, ETC	1.7	EN	PEDESTRIAN BIKE TRAIL	TEA	1,041,200	830,667	0	0	0	210,533
1735	PED/BIKE	91-090-55ES	SAINT PAUL	\$\$\$ESEN\$\$\$SAMUEL H MORGAN REGIONAL TRAIL, TH 5 TO I-3E, ST PAUL-UPGRADE & ENHANCE CURRENT FACILITY, ETC(ARRA ENS)	1.7	EN	PEDESTRIAN BIKE TRAIL	ES	448,800	448,800	0	0	0	0
1736	PED/BIKE	91-090-56	SAINT PAUL PARKS & REC	CHEROKEE REGIONAL PARK-CONSTRUCT PED/BIKE TRAIL, OVERLOOKS, ETC ALONG S BLUFF OF MISS RIVER	1.3	EN	PEDESTRIAN BIKE TRAIL	TEA	1,880,250	1,090,000	0	0	0	790,250
1737	PED/BIKE	91-090-59	DAKOTA COUNTY	MISS RIVER REG TR, 117TH ST TO SPRING LK REG PARK, ROSEMOUNT-CONSTRUCT PED/BIKE TRAIL, ETC	3.7	EN	PEDESTRIAN BIKE TRAIL	TEA	1,592,763	1,090,000	0	0	0	502,763
1738	PED/BIKE	91-090-60	RAMSEY COUNTY PARKS	ALONG LOWER AFTON RD, MCKNIGHT RD TO PT DOUGLAS RD, ST PAUL-CONSTRUCT PAVED PED/BIKE TRAIL	1.0	EN	PEDESTRIAN BIKE TRAIL	TEA	981,000	784,800	0	0	0	196,200
1739	CMAQ	103-080-02	ANOKA	CONSTRUCT - 400- STALL STRUCTURED PARKING FACILITY ADJACENT TO PROPOSED NORTHSTAR COMMUTER RAIL STATION	0.0	TR	BUS GRANT CAPITAL IMPROVEMENT	CMAQ	11,000,000	5,885,000	0	0	0	5,115,000
1740	PED/BIKE	107-090-05	BLOOMINGTON	LONG MEADOW LAKE, BLOOMINGTON-REPLACE BR 3145 ON OLD CEDAR AVE WITH A PED/BIKE BOARDWALK	0.0	EN	PED./BIKE IMPROVEMENT	TEA	3,210,000	1,070,000	0	0	0	2,140,000

ATP: M

Fiscal Year: 2011

STIP for FY 2010-2013

Seq #	Route System	Project Number	Agency	Description	Miles	Program	Type of Work	Proposed Funds	Total	FHWA	AC	FTA	TH	Other
1741	PED/BIKE	107-090-06	BLOOMINGTON	20TH AVE TO 22ND AVE, BLOOMINGTON-CONSTRUCT PED/BIKE BRIDGE OVER KILLEBREW DR SO OF MALL OF AMERICA	0.0	EN	PEDESTRIAN BIKE BRIDGE	TEA	1,980,000	1,008,000	0	0	0	972,000
1742	PED/BIKE	120-020-37	EDINA	LYNMAR LANE TO E OF FRANCE AVE NEAR 72ND ST S, EDINA-CONSTRUCT PED/BIKE BRIDGE OVER FRANCE AVE, 600 FT TRAIL, ETC	0.1	EN	PED/BIKE IMPROVEMENT	TEA	2,180,000	1,090,000	0	0	0	1,090,000
1743	EN	138-010-12	RAM-WASH METRO WATER DIST	KELLER LAKE WATER-QUALITY IMPROVEMENT PROJECT-MITIGATE HWY 36 & HWY 61 RUNOFF BY CHANNELING STORMWATER THROUGH 3 WETLAND TREATMENT PONDS	0.0	EN	ENHANCEMENT	TEA	310,322	248,258	0	0	0	62,064
1744	PED/BIKE	141-020-107	MINNEAPOLIS	ALONG CEDAR & FRANKLIN AVES, MPLS-IMPROVE PED ACCESS & SAFETY BY INSTALLING LIGHTING, IMPROVING STREET X-INGS, SIGNING, ETC	0.0	EN	SPOT IMPROVEMENT	TEA	1,412,250	840,000	0	0	0	572,250
1745	CITY	141-020-108	MINNEAPOLIS	CEDAR AVE BETWEEN I-94 & TH 55 IN MPLS-INTERSECTION SAFETY & CAPACITY IMPROVEMENTS INCLUDING AT FRANKLIN, MINNEHAHA, & 20TH AVES(INCLUDES \$1.0M OF TIPPED FUNDING)	0.3	RC	GRADE AND SURFACE	UG	2,358,800	1,887,040	0	0	0	471,760
1746	CMAQ	141-080-44	MINNEAPOLIS	OPERATION & MAINTENANCE OF TRAF MGMT CTR-ADDITIONAL PERSONNEL FOR OPERATIONS & MAINT OF ITS, MPLS(AC PROJECT, PAYBACK IN 2012)	0.0	TM	TRAFFIC MGMT. SYSTEM	CMAQ	375,000	250,000	250,000	0	0	125,000
1747	CMAQ	141-080-45	MINNEAPOLIS	TRAF MGMT CTR & ITS UPGRADES-PHASE 3, REPLACE ELECTROMECHANICAL CONTROLLERS AT INTERSECTIONS, INSTALLATION OF CCTV CAMERAS & VIDEO SHARING SOFTWARE(AC PROJECT, PAYBACK IN 2012)	0.0	TM	TRAFFIC SIGNAL REVISION	CMAQ	4,100,000	2,400,000	2,400,000	0	0	1,700,000
1748	CMAQ	141-080-47AC	MINNEAPOLIS	DEVELOPMENT & IMPLEMENTATION OF TRAFFIC SIGNAL TIMING PLANS & STRATEGIES FOR N SIDE INTERSECTIONS, MPLS(AC PAYBACK, 1 OF 1)	0.0	TM	TRAFFIC SIGNAL REVISION	CMAQ	400,000	400,000	0	0	0	0
1749	CMAQ	141-080-48	MINNEAPOLIS	OPTIMIZE SIGNAL TIMING, SIGNALIZED INTERSECTIONS, HIAWATHA AVE, LYNDALE AVE S, E/W LAKE ST & HENNEPIN AVE S	0.0	TM	TRAFFIC SIGNAL REVISION	CMAQ	236,250	189,000	0	0	0	47,250
1750	CMAQ	141-080-49	MINNEAPOLIS	DEVELOPMENT & IMPLEMENTATION OF TRAFFIC SIGNAL TIMING PLANS & STRATEGIES FOR SOUTH SIDE INTERSECTIONS, MPLS	0.0	TM	TRAFFIC SIGNAL REVISION	CMAQ	525,000	400,000	0	0	0	125,000
1751	TH 7	163-010-38	SAINT LOUIS PARK	LOUISIANA AVE, ST LOUIS PARK-CONSTRUCT INTERCHANGE, ETC	0.2	MC	GRADE,SURFACE & BRIDGE	UG	18,400,000	7,630,000	0	0	0	10,770,000
1752	CITY	164-020-101AC	SAINT PAUL	WARNER RD OVER BNSF & UP RR & CHILDS RD, ST PAUL-REMOVE & REPLACE EXISTING BR 5950(AC PAYBACK, 1 OF 1)	0.0	BR	BRIDGE REPLACEMENT	BR	2,200,000	2,200,000	0	0	0	0

ATP: M
Fiscal Year: 2011

STIP for FY 2010-2013

Seq #	Route System	Project Number	Agency	Description	Miles	Program	Type of Work	Proposed Funds	Total	FHWA	AC	FTA	TH	Other
1753	CMAQ	164-070-11	SAINT PAUL	ARTERIAL RDWY TRAFFIC FLOW IMPROVEMENTS, INSTALL FIBER OPTIC CABLE & TIMING OPTIMIZATION OF 62 TRAFFIC SIGNAL SYSTEMS, ST PAUL	0.0	TM	TRAFFIC MGMT. SYSTEM	CMAQ	1,675,000	1,340,000	0	0	0	335,000
1754	PED/BIKE	164-090-11	SAINT PAUL	W CITY LIMITS TO PRIOR AVE, ST PAUL-CONSTRUCT PED/BIKE PATH-ST PAUL EXTENSION(PHASE I) OF MIDTOWN GREENWAY	0.5	BT	PEDESTRIAN BIKE BRIDGE	UG	4,042,500	3,234,000	0	0	0	808,500
1755	CMAQ	189-080-03AC	MAPLE GROVE	E OF I-94 OFF OF MAPLE GROVE PKWY-CONSTRUCTION OF PARK & RIDE FACILITY, ETC(AC PAYBACK, 1 OF 1)	0.0	TR	BUS GRANT CAPITAL IMPROVEMENT	CMAQ	2,436,461	2,436,461	0	0	0	0
1756	CMAQ	CM-05-10AC3	RAMSEY	PROVIDE EXPRESS BUS SERVICE BETWEEN CITY OF RAMSEY & MPLS(AC PAYBACK, 3 OF 3)	0.0	TR	BUS GRANT CAPITAL IMPROVEMENT	CMAQ	416,300	416,300	0	0	0	0
1757	CMAQ	TDM-2011	MET COUNCIL-MT	TDM ACTIVITIES TO REDUCE SOV USE BY VAN POOLS, CAR POOL & RIDE MATCHING PROGRAMS, MARKETING, TRANSIT RIDERSHIP INCENTIVES BY SUPPORTING SEVERAL TRANSPORTATION MANAGEMENT ORGANIZATIONS	0.0	TM	PLANNING	CMAQ	4,375,000	3,500,000	0	0	0	875,000
1758	TH 5	1002-88	MN/DOT	TH 284/CARVER CSAH 57, WACONIA-TRAFFIC SIGNAL REPLACEMENT	0.0	SC	TRAFFIC SIGNAL REVISION	SF LF	270,000	0	0	0	135,000	135,000
1759	TH 5	1002-89	MN/DOT	0.2 MI W OF CARVER CSAH 11, VICTORIA TO 0.1 MI E OF TH 41, CHANHASSEN - BITUMINOUS MILL & OVERLAY, ADD TURN LANES, ETC	3.8	RS	MILL AND OVERLAY	STP	4,760,000	3,748,000	0	0	937,000	75,000
1760	TH 5	6201-80	MNDOT	TH 5(W 7TH ST), ALTON ST, ST PAUL-INSTALL CANTILEVERS & GATES, CLOSE ALTON ST	0.0	SR	RR X-ING IMPROVEMENTS	RRS	262,500	262,500	0	0	0	0
1761	TH 7	2704-28	MNDOT	KINGS POINT RD TO HENNEPIN CSAH 44, MINNETRISTA-CONSTRUCT FRONTAGE RD(\$0.5M ACCESS MANAGEMENT FUNDS)	0.4	SC	GRADE AND SURFACE	SF	500,000	0	0	0	500,000	0
1762	TH 7	2706-217	MN/DOT	BAKER RD & LAKE ST EXT, MINNETONKA-REPLACE LIGHTING SYSTEM	0.4	SC	LIGHTING	SF	125,000	0	0	0	125,000	0
1763	TH 10	0215-59AC2	MN/DOT	HANSON BLVD, COON RAPIDS-RECONSTRUCT INTERCHANGE-DEBT MGMT(AC PAYBACK FROM FY 2007) (AC PAYBACK, 2 OF 2)	0.4	RC	GRADE,SURFACE & BRIDGE	NHS	3,200,000	3,200,000	0	0	0	0
1764	TH 10	0215-63	MN/DOT	NB EXIT TO SB FOLEY BLVD, COON RAPIDS-REMOVE FREE RIGHT, ADD DUAL RIGHT TURN LANES, REVISE SIGNAL, ETC	0.1	SH	SPOT IMPROVEMENT	HSIP	470,000	423,000	0	0	47,000	0
1765	TH 10	0215-64	MN/DOT	7TH AVE RAMPS, ANOKA-REBUILD TRAFFIC SIGNAL	0.0	SC	TRAFFIC SIGNAL REVISION	SF LF	400,000	0	0	0	200,000	200,000

ATP: M
Fiscal Year: 2011

STIP for FY 2010-2013

Seq #	Route System	Project Number	Agency	Description	Miles	Program	Type of Work	Proposed Funds	Total	FHWA	AC	FTA	TH	Other
1766	TH 10	6205-37	MN/DOT	I35W TO I694, ARDEN HILLS & MOUNDS VIEW - MILL & OVERLAY, DRAINAGE, ETC	2.0	RS	MILL AND OVERLAY	NHS	2,700,000	2,160,000	0	0	540,000	0
1767	TH 12	2713-97	MAPLE PLAIN	N SIDE, HOWARD AVE TO HENNEPIN CSAH 29, MAPLE PLAIN-CONSTRUCT FRONTAGE RD	0.2	AM	GRADE AND SURFACE	SF	300,000	0	0	0	300,000	0
1768	TH 13	1901-154	MN/DOT	0.2 MI S OF I-494 TO I-494, EAGAN-BITUMINOUS OVERLAY	0.3	RS	BITUMINOUS OVERLAY	SF	290,000	0	0	0	290,000	0
1769	TH 25	7003-12	MN/DOT	E FOREST ST TO UP RR, BELLE PLAINE-EROSION REPAIR, RETAINING WALL, ETC	0.2	RD	EROSION REPAIR	SF	640,000	0	0	0	640,000	0
1770	I 35	0283-25	MN/DOT	**ELLA**N JCT I-35E/35W, COLUMBUS TWP TO WASHINGTON-CHISAGO CO LINE, FOREST LAKE-REPLACE SIGNING	5.5	SC	SIGNING	SF	430,000	0	0	0	430,000	0
1771	I 35W	0280-58	MN/DOT	I-694 IN NEW BRIGHTON/ARDEN HILLS TO N JCT I-35/I-35E, COLUMBUS TWP-REPLACE SIGNING(ASSOCIATED SP 6284-139)	15.0	SC	SIGNING	SF	700,000	0	0	0	700,000	0
1772	I 35W	1981-111	MN/DOT	BURNSVILLE PKWY, BURNSVILLE, TO I-494, BLOOMINGTON-REPLACE SIGNING	7.0	SC	SIGNING	IM	450,000	405,000	0	0	45,000	0
1773	I 35W	1981-120	MN/DOT	**BP08**NB ONLY, S JCT I35E/35W TO BURNSVILLE PKWY, BURNSVILLE-TIE INTO EXISTING HOV LANE BY CONSTRUCTING MEDIAN BARRIER & HOT LANE IN MEDIAN(CHAPTER 152 FOR TRANSIT ADVAN)	2.2	MC	GRADE AND SURFACE	BF	15,000,000	0	0	0	0	15,000,000
1774	I 35W	2783-114	MN/DOT	I-94 TO INDUSTRIAL BLVD, MPLS-REPLACE SIGNING	4.7	SC	SIGNING	IM	350,000	315,000	0	0	35,000	0
1775	TH 36	6212-159	MN/DOT	HAMLIN AVE/COMMERCE ST, ROSEVILLE-REBUILD TRAFFIC SIGNAL	0.0	SC	TRAFFIC SIGNAL REVISION	SF LF	250,000	0	0	0	31,250	218,750
1776	TH 36	8214-114B	MNDOT	**MN191**ST CROIX RIVER X-ING, STILLWATER-(MN)TH 36/(WI) TH 64-DESIGN, RIGHT OF WAY & CONSTRUCTION OF UTILITY RELOCATION FOR REPLACEMENT OF BR 4654	2.3	RW	RIGHT OF WAY	HPP	168,625	134,900	0	0	33,725	0
1776	TH 36	8214-114L	STILLWATER	**MN191**ST CROIX RIVER X-ING, STILLWATER-(MN)TH 36/(WI) TH 64-DESIGN, RIGHT OF WAY & CONSTRUCTION OF UTILITY RELOCATION FOR REPLACEMENT OF BR 4654	2.3	RW	RIGHT OF WAY	HPP	4,330,875	3,464,700	0	0	0	866,175
1776	TH 36	8214-114MIT11	MN/DOT	**BP08**OVER ST CROIX RIVER NEAR STILLWATER-MITIGATION ITEMS FOR REPLACEMENT OF RIVER BRIDGE 4654	0.2	BR	BRIDGE REPLACEMENT	BF	3,465,000	0	0	0	0	3,465,000
1777	TH 41	1008-65	MN/DOT	4TH ST, CHASKA-REBUILD TRAFFIC SIGNAL	0.0	SC	TRAFFIC SIGNAL REVISION	SF LF	300,000	0	0	0	225,000	75,000

ATP: M
Fiscal Year: 2011

STIP for FY 2010-2013

Seq #	Route System	Project Number	Agency	Description	Miles	Program	Type of Work	Proposed Funds	Total	FHWA	AC	FTA	TH	Other
1778	TH 50	1923-11	MN/DOT	**ELLA**INTERSECTION WITH TH 20, DOUGLAS TWP-REPAIR PIPE & VAULT	0.0	RD	STORM SEWER REPAIR	SF	370,000	0	0	0	370,000	0
1779	TH 51	6215-93	MN/DOT	**MN250**SNELLING AVE, UNIVERSITY AVE, ST PAUL-INTERSECTION REDESIGN(2008 APPROPRIATIONS ACT-STP)	0.0	PL	PLANNING	FFM	490,000	490,000	0	0	0	0
1780	TH 52	1928-54	MN/DOT	PED BR, LEWIS ST, OVER CONCORD, PED BRIDGE, WINIFRED & OVER EATON ST-PAINT BR 19025, 62045, 62023 & 62026	1.1	BI	PAINT BRIDGE	NHS	1,740,000	1,392,000	0	0	348,000	0
1781	TH 52	1928-55	MN/DOT	LOCATIONS I-494, INVER GROVE HTS, TO BELVEDERE ST, ST PAUL-DECK REPAIR ON BR 19015, 19016, 19018, 19019, 19020, 19021, 19855, 19856 & 62044	3.4	BI	BRIDGE REPAIR	NHS	1,350,000	1,080,000	0	0	270,000	0
1782	TH 52	6244-30	MN/DOT	**BPO8** PLATO BLVD TO I-94-REPLACE BR 9800(LAFAYETTE) & APPROACHES(AC PROJECT-PAYBACKS IN 2012 & 2013)	1.4	BR	GRADE,SURFACE & BRIDGE	BR	81,000,000	44,000,000	104,000,000	0	0	37,000,000
1782	TH 52	6244-30RW2	MNDOT	PLATO BLVD TO I-94-RIGHT OF WAY FOR REPLACEMENT OF LAFAYETTE BRIDGE	0.9	RW	RIGHT OF WAY	SF	4,000,000	0	0	0	4,000,000	0
1783	TH 52	6244-62026C	MN/DOT	OVER EATON & UP RR & OVER CONCORD ST, ST PAUL-REDECK BR 62026 & DECK REPAIR ON BR 62045	0.4	BI	REDECK	NHS	6,800,000	5,440,000	0	0	1,360,000	0
1784	TH 52	6244-62027A	MN/DOT	OVER PLATO BLVD, ST PAUL-REDECK BR 62027	0.0	BI	REDECK	NHS	1,000,000	800,000	0	0	200,000	0
1785	TH 61	1913-64AC1	MN/DOT	OVER MISSISSIPPI RIVER, RR & STREET, HASTINGS-REPLACE BR 5895 & APPROACHES(AC PAYBACK, 1 OF 3)	0.8	BR	BRIDGE REPLACEMENT	BR	15,000,000	15,000,000	0	0	0	0
1786	TH 61	1913-64RW2	MN/DOT	PURCHASE RW FOR REPLACEMENT OF BRIDGE OVER MISSISSIPPI RIVER, RR & ST, HASTINGS	0.8	RW	RIGHT OF WAY	SF	4,000,000	0	0	0	4,000,000	0
1787	TH 61	6222-159	MN/DOT	BEAM AVE, MAPLEWOOD-REBUILD TRAFFIC SIGNAL(DEBT MANAGEMENT)	0.0	SC	TRAFFIC SIGNAL REVISION	SF	121,329	0	0	0	121,329	0
1788	TH 62	2775-14	MN/DOT	TH 77, MPLS-REPLACE LIGHTING SYSTEM	0.2	SC	LIGHTING	SF	435,000	0	0	0	435,000	0
1789	TH 62	2775-7269	MN/DOT	**ELLA**UNDER PORTLAND AVE, RICHFIELD-REPLACE DECK ON BR 7269	0.0	BI	BRIDGE REPAIR	SF	1,100,000	0	0	0	1,100,000	0
1790	TH 77	1925-43	MN/DOT	DIFFLEY RD, EAGAN-REBUILD TRAFFIC SIGNAL	0.0	SC	TRAFFIC SIGNAL REVISION	SF LF	400,000	0	0	0	200,000	200,000
1791	TH 77	2758-67	MN/DOT	**ELLA**N OF OLD SHAKOPEE RD(HENNEPIN CSAH 1), BLOOMINGTON TO TH 62, RICHFIELD-REPLACE SIGNING	3.5	SC	SIGNING	SF	400,000	0	0	0	400,000	0
1792	TH 77	2758-69	MN/DOT	UNDER OLD SHAKOPEE RD(HENNEPIN CSAH 1), BLOOMINGTON-REPAIR DECK ON BR 27062	0.0	BI	BRIDGE REPAIR	SF	540,000	0	0	0	540,000	0

ATP: M
Fiscal Year: 2011

STIP for FY 2010-2013

Seq #	Route System	Project Number	Agency	Description	Miles	Program	Type of Work	Proposed Funds	Total	FHWA	AC	FTA	TH	Other
1793	I 94	2781-415	MNDOT	**ELLA**NICOLLET AVE, MPLS TO HENNEPIN/RAMSEY CO LINE-BITUMINOUS MILL & OVERLAY, DRAINAGE, ETC	3.8	RS	MILL AND OVERLAY	IM	5,715,000	5,143,500	0	0	571,500	0
1794	I 94	2781-417	MN/DOT	SHINGLE CREEK PKWY RAMP TERMINII, BROOKLYN CENTER-REBUILD TRAFFIC SIGNALS	0.0	SC	TRAFFIC SIGNAL REVISION	SF LF	500,000	0	0	0	225,000	275,000
1795	I 94	2781-419	MN/DOT	UNDER PED BR, SHINGLE CRK PKWY, 694 ON-RAMP,HUMBOLDT, TH 100, DUPONT, 57TH, 53RD, 49TH, CP RAIL, 42ND, 41ST & OVER TH 252, BROOKLYN CENTER & MPLS-PARTIAL PAINT BR 27864, 27910, 27960, 27913, 27914, 27962, 27982, 27929, 27734, 27805, 27806, 27807 & 27808	2.8	BI	PAINT BRIDGE	IM	2,475,000	2,227,500	0	0	247,500	0
1796	I 94	2781-27861	MN/DOT	**ELLA**WB OFF RAMP OVER LRT & CITY ST; WB OFF RAMP OVER I-35W, MPLS-REDECK BR 27861 & REPAIR DECK ON BR 27877	0.1	BI	REDECK	IM	780,000	702,000	0	0	78,000	0
1797	TH 96	6225-10	MN/DOT	**ELLA**TH 61, WHITE BEAR LAKE TO TH 95, STILLWATER-BITUMINOUS MILL & OVERLAY, INTERSECTION IMPROVEMENTS, GUARDRAIL, ETC	10.2	RS	MILL AND OVERLAY	STP	4,870,000	3,896,000	0	0	974,000	0
1798	TH 100	2734-44	MN/DOT	W 50TH ST, EDINA TO TH 55, GOLDEN VALLEY-REPLACE SIGNING	5.4	SC	SIGNING	NHS	450,000	360,000	0	0	90,000	0
1799	TH 100	2755-83	MN/DOT	HENNEPIN CSAH 152 TO I-694,BROOKLYN CENTER-UPGRADE LIGHTING, PARTIAL TO CONTINUOUS	2.2	SH	LIGHTING	HSIP	327,000	294,300	0	0	32,700	0
1800	TH 101	8608-26	MN/DOT	WRIGHT CSAH 36 TO WRIGHT CSAH 39, OTSEGO-TRAFFIC MGMT SYSTEM(ADDITIONAL CCTV, ETC)	3.7	TM	TRAFFIC MGMT. SYSTEM	SF	150,000	0	0	0	150,000	0
1801	TH 120	6227-57	MN/DOT	I-94 TO CONWAY AVE, MAPLEWOOD, FRONTAGE RD EXTENSION, TRAFFIC SIGNAL REVISION, ETC(INCLUDES \$1.53M ACCESS MANAGEMENT FUNDS)	0.5	SC	SPOT IMPROVEMENT	UG	2,530,000	1,044,320	0	0	1,485,680	0
1802	TH 120	6227-65	MN/DOT	**ELLA**CENTURY COLLEGE ENTRANCE, WHITE BEAR LAKE/MAHTOMEDI-REBUILD TRAFFIC SIGNAL	0.0	SC	TRAFFIC SIGNAL REVISION	SF	250,000	0	0	0	250,000	0
1803	TH 156	1912-56	MN/DOT	GRAND AVE, SOUTH ST PAUL-REBUILD TRAFFIC SIGNAL	0.0	SC	TRAFFIC SIGNAL REVISION	SF LF	200,000	0	0	0	100,000	100,000
1804	TH 169	7005-88	MN/DOT	MARSCHALL RD(SCOTT CSAH 17) TO SB 3RD LANE DROP, SHAKOPEE-TRAFFIC MGMT SYSTEM	3.5	TM	TRAFFIC MGMT. SYSTEM	SF	500,000	0	0	0	500,000	0
1805	TH 169	7008-45AC2	MN/DOT	SCOTT CO RD 64/TH 25, BELLE PLAINE-GRADING, SURFACING & BR 70043 & 70044-NEW INTERCHANGE, ETC(AC PAYBACK, 2 OF 2 & OTHER-DEBT MGMT)	2.0	MC	GRADE,SURFACE & BRIDGE	NHS	10,000,000	1,750,000	0	0	0	8,250,000
1806	TH 169	7008-54	MNDOT	SCOTT CO RD 64, BELLE PLAINE - LANDSCAPING	1.2	MC	LANDSCAPING	SF	50,000	0	0	0	50,000	0

ATP: M
Fiscal Year: 2011

STIP for FY 2010-2013

Seq #	Route System	Project Number	Agency	Description	Miles	Program	Type of Work	Proposed Funds	Total	FHWA	AC	FTA	TH	Other
1807	TH 212	1013-79A	MNDOT	**MN163**NORWOOD YOUNG AMERICA TO CARVER CO RD 147, CARVER-PRELIMINARY ENGINEERING, RW ACQUISITION, ACCESS MGMT, AND CONSTRUCTION OF EXPANDED RDWY	14.0	PL	PLANNING	HPP	899,901	719,921	0	0	179,980	0
1807	TH 212	1013-79B	MNDOT	NORWOOD YOUNG AMERICA TO CHASKA-US HIGHWAY 212 EXPANSION(2008 APPROP ACT-TCSP)	14.0	PL	PLANNING	HPP	755,911	604,729	0	0	151,182	0
1808	TH 284	1014-15	MN/DOT	E 10TH ST, WACONIA-CONSTRUCT ROUNDABOUT	0.1	SC	SPOT IMPROVEMENT	SF LF	1,215,000	0	0	0	607,500	607,500
1809	I 494	2785-362	MN/DOT	**ELLA**UNDER NICOLLET AVE & UNDER 2ND AVE PED BRIDGE IN RICHFIELD & BLOOMINGTON-REDECK BR 9077 & REPAIR STAIRS ON BR 9078	0.2	BI	REDECK	SF	1,200,000	0	0	0	1,200,000	0
1810	I 694	8286-67	MN/DOT	WASHINGTON CSAH 10(10TH ST/MINNEHAHA), OAKDALE-REPLACE LIGHTING SYSTEM	0.4	SC	LIGHTING	SF	115,000	0	0	0	115,000	0
1811	TH 999	2700-54	MN/DOT	INTEGRATED CORRIDOR SIGNAL COORDINATION, I-394 CORRIDOR INCLUDING THE 55, TH 7, ETC, DEPLOYMENT OF TRANSIT SIGNAL PRIORITY, CCTV CAMERAS & VARIABLE MESSAGE SIGNS	0.0	TM	TRAFFIC MGMT. SYSTEM	CMAQ	2,405,852	1,924,681	0	0	481,171	0
1812	TH 999	8825-239	MN/DOT	ONE QUADRANT METROWIDE-RELAMP LIGHTING SYSTEM	0.0	SC	LIGHTING	SF	400,000	0	0	0	400,000	0
1813	TH 999	8825-304	MN/DOT	METROWIDE-REPLACE POPULATION SIGNS	0.0	SC	SIGNING	SF	200,000	0	0	0	200,000	0
1814	TH 999	8825-313	MN/DOT	METROWIDE-CMS REFURBISHMENTS & ACCESS IMPROVEMENTS	0.0	TM	TRAFFIC MGMT. SYSTEM	SF	280,000	0	0	0	280,000	0
1815	TH 999	8825-314	MN/DOT	METROWIDE-SHELTER REFURBISHMENTS & SECURITY UPGRADES	0.0	TM	TRAFFIC MGMT. SYSTEM	SF	220,000	0	0	0	220,000	0
1816	TH 999	880M-RW-11	MN/DOT	METRO SETASIDE FOR RIGHT OF WAY FOR FY 2011	0.0	RW	RIGHT OF WAY	SF	14,500,000	0	0	0	14,500,000	0
1817	TH 999	880M-SAS-11	MN/DOT	METRO SETASIDE - 2011	0.0	CA	MISCELLANEOUS	SF STP	36,560,000	480,000	0	0	36,080,000	0
1818	TH 999	TRLF-RW-11	MN/DOT	REPAYMENT IN FY 2011 OF TRLF LOANS USED FOR RIGHT OF WAY PURCHASE ON TH'S 212 & 65	0.0	RW	RIGHT OF WAY	SF	3,107,000	0	0	0	3,107,000	0
									\$592,406,846	\$216,267,590	\$114,490,000	\$121,132,693	\$80,834,517	\$174,172,046

ATP: M
Fiscal Year: 2012

STIP for FY 2010-2013

Seq #	Route System	Project Number	Agency	Description	Miles	Program	Type of Work	Proposed Funds	Total	FHWA	AC	FTA	TH	Other
1819	BB	TRF-0009-12	MN/DOT	SECT 5311: CARVER CO TRANSIT OPERATING ASSISTANCE	0.0	OB	OPERATE BUS	FTA	680,789	0	0	88,100	0	592,689
1820	BB	TRF-0018-12	MNDOT	SECT 5316: TWIN CITIES AREA MNDOT-JOB ACCESS/REVERSE COMMUTE PROJECTS(MET COUNCIL VAN-GO FOR COLLAR COUNTIES)-TBD	0.0	JA	BUS GRANT CAPITAL IMPROVEMENT	FTA	250,000	0	0	125,000	0	125,000
1821	BB	TRF-0051-12	MN/DOT	SECT 5311: SCOTT CO TRANSIT OPERATING ASSISTANCE	0.0	OB	OPERATE BUS	FTA	2,000,263	0	0	98,700	0	1,901,563
1822	BB	TRF-3703-12	MN/DOT	SECT 5311: CITY OF HASTINGS TRANSIT OPERATING ASSISTANCE	0.0	OB	OPERATE BUS	FTA	421,637	0	0	42,600	0	379,037
1823	BB	TRF-TCMT-12	MET COUNCIL-MT	SECT 5307: TWIN CITIES MET COUNCIL MT-BUS ACQUISITION	0.0	B9	PURCHASE BUS	FTA	50,199,891	0	0	40,159,913	0	10,039,978
1824	BB	TRF-TCMT-12A	MET COUNCIL-MT	SECT 5307: TWIN CITIES MET COUNCIL MT-PREVENTIVE MAINTENANCE	0.0	B9	BUS GRANT CAPITAL IMPROVEMENT	FTA	37,500,000	0	0	30,000,000	0	7,500,000
1825	BB	TRF-TCMT-12B	MET COUNCIL-MT	SECT 5307: TWIN CITIES MET COUNCIL MT-ASSOCIATED CAPITAL MAINTENANCE-BUS	0.0	B9	BUS GRANT CAPITAL IMPROVEMENT	FTA	2,600,000	0	0	2,080,000	0	520,000
1826	BB	TRF-TCMT-12C	MET COUNCIL-MT	SECT 5307: TWIN CITIES MET COUNCIL MT-SECURITY/SAFETY FOR 1%	0.0	B9	BUS GRANT CAPITAL IMPROVEMENT	FTA	700,000	0	0	560,000	0	140,000
1827	BB	TRF-TCMT-12D	MET COUNCIL-MT	SECT 5307: TWIN CITIES MET COUNCIL MT-CAPITAL LEASE-TIRES	0.0	B9	PURCHASE BUS	FTA	2,100,678	0	0	1,680,542	0	420,136
1828	BB	TRF-TCMT-12E	MET COUNCIL-MT	SECT 5307: TWIN CITIES MET COUNCIL MT-0.5% FOR MT STAFF TRAINING/CERTIFICATION	0.0	B9	BUS GRANT CAPITAL IMPROVEMENT	FTA	337,500	0	0	270,000	0	67,500
1829	BB	TRF-TCMT-12F	MET COUNCIL-MT	SECT 5307: TWIN CITIES MET COUNCIL MT-TRANSIT ENHANCEMENTS 1%	0.0	B9	BUS GRANT CAPITAL IMPROVEMENT	FTA	700,000	0	0	560,000	0	140,000
1830	BB	TRF-TCMT-12G	MET COUNCIL-MTS	SECT 5307: TWIN CITIES MET COUNCIL MTS-BUS ACQUISITIONS	0.0	B9	PURCHASE BUS	FTA	9,000,000	0	0	7,200,000	0	1,800,000
1831	BB	TRF-TCMT-12H	MET COUNCIL-MTS	SECT 5307: TWIN CITIES MET COUNCIL MTS-METRO MOBILITY CAPITAL COST OF CONTRACTING FOR SERVICES	0.0	B9	BUS GRANT CAPITAL IMPROVEMENT	FTA	5,000,000	0	0	4,000,000	0	1,000,000
1832	BB	TRF-TCMT-12J	MET COUNCIL-MTS	SECT 5307: TWIN CITIES MET COUNCIL MTS-REGIONAL FLEET CAPITAL COST OF CONTRACTING	0.0	B9	BUS GRANT CAPITAL IMPROVEMENT	FTA	3,125,000	0	0	2,500,000	0	625,000

ATP: M
Fiscal Year: 2012

STIP for FY 2010-2013

Seq #	Route System	Project Number	Agency	Description	Miles	Program	Type of Work	Proposed Funds	Total	FHWA	AC	FTA	TH	Other
1833	BB	TRF-TCMT-12K	MET COUNCIL-MTS	SECT 5307: TWIN CITIES MET COUNCIL MTS-VANGO CAP COST OF CONTRACTING	0.0	B9	BUS GRANT CAPITAL IMPROVEMENT	FTA	625,000	0	0	500,000	0	125,000
1834	BB	TRF-TCMT-12L	MET COUNCIL-MT	SECT 5307: TWIN CITIES MET COUNCIL MT-HWY 610 & NOBLE PARK & RIDE EXPANSION	0.0	B9	BUS GRANT CAPITAL IMPROVEMENT	FTA	9,000,000	0	0	7,200,000	0	1,800,000
1835	BB	TRF-TCMT-12M	MET COUNCIL-MT	SECT 5309: TWIN CITIES MET COUNCIL MT-BUS/BUS CAPITAL	0.0	B3	BUS GRANT CAPITAL IMPROVEMENT	FTA	3,625,000	0	0	2,900,000	0	725,000
1836	BB	TRF-TCMT-12N	MET COUNCIL-MT	SECT 5309 FIXED GUIDEWAY: TWIN CITIES MET COUNCIL MT-LRT ASSOCIATED CAPITAL MAINTENANCE	0.0	B3	BUS GRANT CAPITAL IMPROVEMENT	FTA	1,250,000	0	0	1,000,000	0	250,000
1837	BB	TRF-TCMT-12P	MET COUNCIL-MT	SECT 5309 FIXED GUIDEWAY: TWIN CITIES MET COUNCIL MT-LIGHT RAIL VEHICLES	0.0	B3	BUS GRANT CAPITAL IMPROVEMENT	FTA	17,500,000	0	0	14,000,000	0	3,500,000
1838	BB	TRF-TCMT-12Q	MET COUNCIL-MTS	SECT 5316: TWIN CITIES MET COUNCIL MTS-JOB ACCESS/REVERSE COMMUTE PROJECTS TBD	0.0	JA	BUS GRANT CAPITAL IMPROVEMENT	FTA	3,000,000	0	0	1,500,000	0	1,500,000
1839	BB	TRF-TCMT-12R	MET COUNCIL-MTS	SECT 5317: TWIN CITIES MET COUNCIL MTS-NEW FREEDOMS PROJECTS TBD-2012	0.0	NF	BUS GRANT CAPITAL IMPROVEMENT	FTA	2,000,000	0	0	1,000,000	0	1,000,000
1840	BB	TRF-TCMT-12S	MET COUNCIL-MT	SECT 5307: TWIN CITIES MET COUNCIL MT-MAPLEWOOD MALL PARK & RIDE EXPANSION	0.0	B9	BUS GRANT CAPITAL IMPROVEMENT	FTA	15,000,000	0	0	12,000,000	0	3,000,000
1841	BB	TRF-TCMT-12T	MET COUNCIL-U OFM	SECT 5307: TWIN CITIES MET COUNCIL U OF M-U OF M BUS ACQUISITION	0.0	B9	PURCHASE BUS	FTA	375,000	0	0	300,000	0	75,000
1842	BB	TRF-TCMT-12U	MET COUNCIL-MTS	SECT 5307: TWIN CITIES MET COUNCIL MTS-SW TRANSIT STATION - COP	0.0	B9	BUS GRANT CAPITAL IMPROVEMENT	FTA	281,658	0	0	225,326	0	56,332
1843	BB	TRS-7068-12	MNDOT	HEARTLAND EXPRESS-PURCHASE CLASS 400 BUS	0.0	TR	PURCHASE BUS	STP	68,000	54,400	0	0	0	13,600
1844	BB	TRS-TCMT-12A	MET COUNCIL-MTS	PURCHASE 16 BUSES FOR EXPANSION OF REGIONAL TRANSIT FLEET FOR EXPRESS SERVICE	0.0	TR	BUS GRANT CAPITAL IMPROVEMENT	CMAQ	8,400,000	6,720,000	0	0	0	1,680,000
1845	BB	TRS-TCMT-12B	MET COUNCIL-MT	NE QUADRANT OF 610 & NOBLES PKWY, BROOKLYN PARK- CONSTRUCT 1000 STRUCTURED STALL PARK & RIDE FACILITY	0.0	TR	BUS GRANT CAPITAL IMPROVEMENT	CMAQ	14,560,000	7,840,000	0	0	0	6,720,000

ATP: M
Fiscal Year: 2012

STIP for FY 2010-2013

Seq #	Route System	Project Number	Agency	Description	Miles	Program	Type of Work	Proposed Funds	Total	FHWA	AC	FTA	TH	Other
1846	RR	27-00293	MN/DOT	14TH AVE NE, MUN 283, MPLS-INSTALL GATES(MULTI-TRACK)	0.0	SR	RAILROAD SURF/SIGNALS	RRS	336,000	302,400	0	0	0	33,600
1847	RR	27-00294	MN/DOT	39TH & ½ AVE, ROBBINSDALE, HENNEPIN CO-INSTALL GATES	0.0	SR	RAILROAD SURF/SIGNALS	RRS	280,000	252,000	0	0	0	28,000
1848	RR	27-00295	MN/DOT	W 92ND ST, MUN 527, BLOOMINGTON-INSTALL GATES	0.0	SR	RAILROAD SURF/SIGNALS	RRS	280,000	252,000	0	0	0	28,000
1849	RR	27-00296	MN/DOT	LAKE ST, MSAS 281, ST LOUIS PARK, HENNEPIN CO-INSTALL GATES & ONE SET OF FLASHERS	0.0	SR	RAILROAD SURF/SIGNALS	RRS	308,000	277,200	0	0	0	30,800
1850	RR	27-00297	MN/DOT	26TH AVE N, MSAS 301, MPLS, HENNEPIN CO-INSTALL GATES	0.0	SR	RAILROAD SURF/SIGNALS	RRS	280,000	252,000	0	0	0	28,000
1851	RR	27-00298	MN/DOT	17TH AVE N, MSAS 310, MPLS-INSTALL GATES	0.0	SR	RAILROAD SURF/SIGNALS	RRS	280,000	252,000	0	0	0	28,000
1852	RR	27-00299	MN/DOT	ALABAMA AVE, MSAS 305, ST LOUIS PARK, HENNEPIN CO-INSTALL GATES	0.0	SR	RAILROAD SURF/SIGNALS	RRS	280,000	252,000	0	0	0	28,000
1853	RR	27-00300	MN/DOT	22ND AVE N, MSAS 311, MPLS-INSTALL GATES	0.0	SR	RAILROAD SURF/SIGNALS	RRS	280,000	252,000	0	0	0	28,000
1854	PED/BIKE	02-090-01	ANOKA COUNTY	LAMOTTE DR TO WESTVIEW ST & CENTERVILLE RD, CENTERVILLE-CONSTRUCT CENTERVILLE REGIONAL TRAIL LINK, ETC	0.5	EN	PEDESTRIAN BIKE TRAIL	TEA	1,055,040	791,280	0	0	0	263,760
1855	CSAH 7	02-607-19	ANOKA COUNTY	ANOKA CSAH 7(7TH AVE) & ANOKA CSAH 14(MAIN ST), ANOKA-REPLACE TRAFFIC SIGNAL, TURN LANES, ETC	0.0	SH	SPOT IMPROVEMENT	HSIP	1,680,000	1,512,000	0	0	0	168,000
1856	CSAH 17	02-617-18	ANOKA COUNTY	ANOKA CSAH 14 (MAIN ST), BLAINE TO 1,000 FT N OF ANOKA CSAH 116(BUNKER LAKE BLVD), HAM LAKE-RECONSTRUCT TO 6-LANE DIVIDED RDWY, BLAINE & A 4-LANE DIVIDED RDWY, HAM LAKE INCLUDING PED/BIKE FACILITIES	2.2	RC	GRADE AND SURFACE	UG	12,000,000	5,837,920	0	0	0	6,162,080
1857	CSAH 116	02-716-12	ANOKA COUNTY	ANOKA CSAH 7 TO 38TH AVE, ANOKA & ANDOVER-RECONSTRUCT TO 4-LANE DIVIDED RDWY, PED/BIKE TRAIL, ETC	1.0	RC	GRADE AND SURFACE	UG	5,885,600	4,708,480	0	0	0	1,177,120
1858	PED/BIKE	10-090-02	CARVER COUNTY	MAYER TO CARVER/MCLEOD CO LINE-CONSTRUCT CARVER CO DAKOTA RAIL LINE PED/BIKE TRAIL ON ABANDONED DAKOTA RAIL LINE CORRIDOR	6.0	EN	PEDESTRIAN BIKE TRAIL	TEA	1,478,400	1,120,000	0	0	0	358,400
1859	CSAH 23	19-623-24AC	DAKOTA COUNTY	DAKOTA CSAH 42 TO N OF 138TH ST, APPLE VALLEY-RECONSTRUCT, WIDENING, SHOULDERS FOR BRT, ETC(AC PAYBACK, 1 OF 1)	1.2	RC	GRADE AND SURFACE	UG	7,840,000	7,840,000	0	0	0	0

ATP: M
Fiscal Year: 2012

STIP for FY 2010-2013

Seq #	Route System	Project Number	Agency	Description	Miles	Program	Type of Work	Proposed Funds	Total	FHWA	AC	FTA	TH	Other
1860	CSAH 3	27-603-53	HENNEPIN COUNTY	**MN061**LAKE ST ACCESS TO I-35W, MPLS-CONSTRUCTION & CE(2001 APPROPRIATIONS ACT)	0.0	MC	GRADE,SURFACE & BRIDGE	HPP	1,682,440	1,345,952	0	0	0	336,488
1860	CSAH 3	27-603-53A	HENNEPIN COUNTY	**MN237**LAKE ST ACCESS TO I-35W, MPLS-CONSTRUCTION & CE	0.0	MC	GRADE,SURFACE & BRIDGE	HPP	6,796,043	5,436,834	0	0	0	1,359,209
1861	CSAH 81	27-681-29	HENNEPIN COUNTY	N OF HENNEPIN CSAH 10, CRYSTAL TO N OF 63RD AVE N, BROOKLYN PARK-RECONSTRUCT TO 6-LANE DIVIDED RDWY, ETC	1.2	RC	GRADE AND SURFACE	UG	10,080,000	7,840,000	0	0	0	2,240,000
1862	TH 13	70-596-03	SCOTT COUNTY	ZINRAN AVE S TO LOUISIANA AVE S, SAVAGE-RECONSTRUCT TH 13/101 INCLUDING BR 70003 FOR EB 101 TRAFFIC, ETC (TIED TO 7001-103)	3.6	RC	GRADE,SURFACE & BRIDGE	UG	10,080,000	7,840,000	0	0	0	2,240,000
1863	CSAH 68	70-668-02	SCOTT COUNTY	SCOTT CSAH 68 AT SCOTT CSAH 91, CREDIT RIVER TWP-CONSTRUCT ROUNDABOUT	0.0	SH	GRADE AND SURFACE	HSIP	784,000	705,600	0	0	0	78,400
1864	CR 10	90-610-01	SOUTHWEST TRANSIT	NE QUADRANT OF TH 212 & CO RD 10, CHASKA-ACQUIRE RW & CONSTRUCT 450 STRUCTURED STALL PARK & RIDE FACILITY	0.0	TR	BUS GRANT CAPITAL IMPROVEMENT	CMAQ	9,785,978	7,828,782	0	0	0	1,957,196
1865	EN	91-070-15	ST PAUL PARK/REC	INTERPRETIVE SITE OF PEDESTRIAN BR L-5853 OVER FORMER COMO/HARRIET STREETCAR LINE, COMO PARK	0.0	EN	ENHANCEMENT	TEA	1,214,080	719,488	0	0	0	494,592
1866	PED/BIKE	91-090-57	DAKOTA COUNTY	MISS RIVER REG TR, SCHARRS BLUFF TO MISS RIVER, SPRING LK PARK RESERVE, NININGER TWP-CONSTRUCT PED/BIKE TR & TRAILHEAD FACILITY, ETC	1.6	EN	PED/BIKE IMPROVEMENT	TEA	1,290,240	1,032,192	0	0	0	258,048
1867	PED/BIKE	91-090-58	DAKOTA COUNTY	TH 110 TO GARLOUGH ELEMENTARY, WEST ST PAUL-CONSTRUCT N URBAN REG TR INCLUDING UNDERPASS	1.1	EN	PEDESTRIAN BIKE TRAIL	TEA	992,600	794,080	0	0	0	198,520
1868	EN	141-080-42	MINNEAPOLIS	HENN AVE TO CEDAR AVE, MPLS-REHABILITATE/PRESERVE HISTORIC BRS WHICH ARE OVER MIDTOWN GREENWAY	0.0	EN	BRIDGE REPAIR OTHER	TEA	1,400,000	1,120,000	0	0	0	280,000
1869	CMAQ	141-080-44AC	MINNEAPOLIS	OPERATION & MAINTENANCE OF TRAF MGMT CTR-ADDITIONAL PERSONNEL FOR OPERATIONS & MAINT OF ITS, MPLS(AC PAYBACK, 1 OF 1)	0.0	TM	TRAFFIC MGMT. SYSTEM	CMAQ	250,000	250,000	0	0	0	0
1870	CMAQ	141-080-45AC	MINNEAPOLIS	TRAF MGMT CTR & ITS UPGRADES-PHASE 3, REPLACE ELECTROMECHANICAL CONTROLLERS AT INTERSECTIONS, INSTALLATION OF CCTV CAMERAS & VIDEO SHARING SOFTWARE(AC PAYBACK, 1 OF 1)	0.0	TM	TRAFFIC SIGNAL REVISION	CMAQ	2,400,000	2,400,000	0	0	0	0
1871	MSAS 165	141-165-30	MINNEAPOLIS	CHICAGO AVE, MPLS, 33RD ST TO 54TH ST(EXCLUDING 46TH & 48TH)-INSTALL OVERHEAD SIGNAL INDICATIONS AT 9 LOCATIONS	2.0	SH	TRAFFIC SIGNAL INST.	HSIP	554,400	498,960	0	0	0	55,440
1872	CITY	141-454-01	MINNEAPOLIS	COLUMBIA AVE NE TO TH 47 ACCESS RAMP-REPLACE BR 90664 OVER BNSF NORTHTOWN YARD & APPROACHES	0.0	BR	BRIDGE REPLACEMENT	BR	12,208,000	8,960,000	0	0	0	3,248,000

ATP: M
Fiscal Year: 2012

STIP for FY 2010-2013

Seq #	Route System	Project Number	Agency	Description	Miles	Program	Type of Work	Proposed Funds	Total	FHWA	AC	FTA	TH	Other
1873	CSAH 10	146-020-11	MOUNDS VIEW	RAMSEY CSAH 10 & RAMSEY CO RD H, MOUNDS VIEW-REPLACE TRAFFIC SIGNAL, TURN LANES, ETC	0.0	SH	SPOT IMPROVEMENT	HSIP	700,000	630,000	0	0	0	70,000
1874	PED/BIKE	164-020-109	SAINT PAUL	RAYMOND AVE, UNIVERSITY AVE TO HAMPDEN ST, ST PAUL-PEDESTRIAN STREETScape IMPROVEMENTS, ETC	0.4	EN	PED/BIKE IMPROVEMENT	TEA	1,344,000	1,075,200	0	0	0	268,800
1875	PED/BIKE	164-090-12	SAINT PAUL	MIDTOWN GREENWAY-ST PAUL, PHASE 2 FROM CP RR CORR, PRIOR AVE TO CP RR CORR AT AYD MILL TRAIL, ST PAUL-RW ACQUISITION, CONSTRUCT PED/BIKE TRAIL, ETC	1.5	BT	PEDESTRIAN BIKE TRAIL	UG	7,700,000	6,160,000	0	0	0	1,540,000
1876	CITY	164-158-20	SAINT PAUL	300 FT W OF TO 300 FT E OF MARKET ST, ST PAUL-REPLACE KELLOGG ST BR 92798 OVER RAVINE & APPROACHES	0.1	BR	BRIDGE REPLACEMENT	BR	2,447,200	1,400,000	0	0	0	1,047,200
1877	CSAH 10	189-020-20AC	MAPLE GROVE	VICKSBURG LN TO PEONY LN, MAPLE GROVE-RECONSTRUCT TO 4-LANE DIVIDED RDWY, TRAILS, ETC(AC PAYBACK, 1 OF 1)	0.9	RC	GRADE AND SURFACE	UG	3,920,000	3,920,000	0	0	0	0
1878	CMAQ	TDM-2012	MET COUNCIL-MT	TDM ACTIVITIES TO REDUCE SOV USE BY VAN POOLS, CAR POOL & RIDE MATCHING PROGRAMS, MARKETING, TRANSIT RIDERSHIP INCENTIVES BY SUPPORTING SEVERAL TRANSPORTATION MANAGEMENT ORGANIZATIONS.	0.0	TM	PLANNING	CMAQ	4,375,000	3,500,000	0	0	0	875,000
1879	TH 3	1921-87	MN/DOT	194TH ST, EMPIRE TWP TO 0.7 MI N OF DAKOTA CSAH 46, ROSEMOUNT-REPLACE OR REPAIR CULVERTS, ETC	4.2	RD	STORM SEWER REPAIR	SF	240,000	0	0	0	240,000	0
1880	TH 5	2732-93	MN/DOT	E JCT I-494, BLOOMINGTON TO WHEELER AVE, ST PAUL-MAINLINE CONC REHAB, BIT MILL & OVERLAY RAMPS & SHOULDERS, DECK & TILE REPAIR ON BR 9155, 27027, 9300, 9489, 9490 & 9491, ETC	2.2	RS	CONCRETE PAVEMENT REHAB	SF	2,600,000	0	0	0	2,600,000	0
1881	TH 7	2706-221	MN/DOT	VINE HILL RD, SHOREWOOD-REPLACE TRAFFIC SIGNAL	0.0	SC	TRAFFIC SIGNAL REVISION	SF LF	300,000	0	0	0	175,000	125,000
1882	TH 8	1301-98	MNDOT	**MN137**SHOQUIST LN TO E OF CHISAGO CSAH 25, LINDSTROM-CONSTRUCTION OF CAPACITY & SAFETY IMPROVEMENTS(\$1.25M FROM ACCESS MGMT)	1.9	RC	GRADE AND SURFACE	HPP	6,479,281	5,183,425	0	0	1,295,856	0
1882	TH 8	1301-98A	MN/DOT	**MN255**TH 8 IN LINDSTROM SHOQUIST LN TO E OF CHISAGO CSAH 25-CONSTRUCTION OF CAPACITY & SAFETY IMPROVEMENTS(2009 APPROPRIATIONS ACT-STP)	1.9	RC	GRADE AND SURFACE	HPP	950,000	950,000	0	0	0	0
1882	TH 8	1301-98S	MNDOT	0.2M W OF CHISAGO CSAH 14 TO BR 570, LINDSTROM-FRONTAGE RD, ACCESS CLOSURES, ETC	0.2	SH	GRADE AND SURFACE	HSIP	1,500,000	1,350,000	0	0	150,000	0
1883	TH 8	1301-13001	MN/DOT	OVER STREAM 0.4 MI W OF CHISAGO CSAH 20, LINDSTROM-REPLACE BR 570	0.0	BR	BRIDGE REPLACEMENT	SF	900,000	0	0	0	900,000	0

ATP: M
Fiscal Year: 2012

STIP for FY 2010-2013

Seq #	Route System	Project Number	Agency	Description	Miles	Program	Type of Work	Proposed Funds	Total	FHWA	AC	FTA	TH	Other
1884	TH 10	0202-91	MN/DOT	THURSTON AVE, ANOKA TO I-35W, MOUNDS VIEW-REPLACE SIGNING	13.6	SC	SIGNING	SF	450,000	0	0	0	450,000	0
1885	TH 12	2713-100	MN/DOT	OLD CRYSTAL BAY RD, ORONO-REPLACE TRAFFIC SIGNAL	0.0	SC	TRAFFIC SIGNAL REVISION	SF LF	250,000	0	0	0	125,000	125,000
1886	TH 12	2713-88	MN/DOT	HENNEPIN CSAH 83 TO BOUNDARY AVE, MAPLE PLAIN, MEDIAN, INTERSECTION IMPROVEMENTS, ACCESS CLOSURES, ETC(\$1.5M-ACCESS MGMT PROJECT)	0.8	SC	GRADE AND SURFACE	SF	1,900,000	0	0	0	1,900,000	0
1887	TH 13	1902-53	MN/DOT	0.2 MI N OF TH 110, MENDOTA HTS TO I-35E, LILYDALE-CLEAN/LINE CULVERTS, DRAIN TILE, DITCHES, ETC	1.7	RD	STORM SEWER REPAIR	SF	645,000	0	0	0	645,000	0
1888	TH 13	7001-103	MN/DOT	ZINRAN AVE TO LOUISIANA AVE, SAVAGE-RECONSTRUCT INCLUDING TH 13 OVERPASS-BR 70003-(2012 SC FUNDS-TIE TO SP 70-596-03)	3.6	AM	GRADE AND SURFACE	SF	885,000	0	0	0	885,000	0
1889	TH 20	1903-07	MN/DOT	TH 19, CANNON FALLS TO TH 50, DOUGLAS TWP-REPLACE SIGNING	7.5	SC	SIGNING	SF	400,000	0	0	0	400,000	0
1890	I 35	1380-63	MN/DOT	0.8 MI N OF TH 8, WYOMING TO TH 95, NORTH BRANCH - PAVEMENT PRESERVATION, MISC DRAINAGE & SAFETY IMPROVEMENTS	15.4	RS	MILL AND OVERLAY	IM	18,665,000	16,798,500	0	0	1,866,500	0
1891	I 35	1380-67	MN/DOT	CHISAGO CSAH 22, WYOMING, CHISAGO CSAH 19, STACY & AT CHISAGO CSAH 10 AT HARRIS & AT TH 95, NORTH BRANCH-LIGHTING REPLACEMENT	17.0	SC	LIGHTING	SF	320,000	0	0	0	320,000	0
1892	I 35	1980-68AC1	MN/DOT	DAKOTA CSAH 70, LAKEVILLE-RECONSTRUCT INTERCHANGE-DEBT MGMT(AC PAYBACK FROM FY 2008) (AC PAYBACK, 1 OF 2)	0.4	RC	GRADE,SURFACE & BRIDGE	NHS	2,500,000	2,500,000	0	0	0	0
1893	I 35E	1982-148	MN/DOT	TH 110 E & W RAMPS, MENDOTA HEIGHTS-REBUILD TRAFFIC SIGNAL	0.0	SC	TRAFFIC SIGNAL REVISION	SF	300,000	0	0	0	300,000	0
1894	I 35E	1982-150	MN/DOT	0.2 MI S OF DAKOTA CSAH 26(LONE OAK RD), EAGAN TO DAKOTA/RAMSEY CO LINE, ST PAUL- 4" OVERLAY & CONCRETE PAVEMENT REPAIR	5.2	RS	MILL AND OVERLAY	IM	7,720,000	6,948,000	0	0	772,000	0
1895	I 35E	2782-294	MNDOT	I-35W/TH 62 COMMONS AREA (BR 27932 TO BR 27940) - CROSSTOWN LANDSCAPING, PHASE I	4.0	RB	LANDSCAPING	SF	300,000	0	0	0	300,000	0
1896	I 35E	6280-347	MN/DOT	MARYLAND AVE TO ROSELAWN AVE, ST PAUL-REPLACE LIGHTING	1.4	SC	LIGHTING	SF	430,000	0	0	0	430,000	0
1897	I 35E	6280-354	MNDOT	RAMSEY CO RD E TO EDGERTON RD & ON I694, TH 61 TO EDGERTON RD (UNWEAVE THE WEAVE) - LANDSCAPING	2.0	RB	LANDSCAPING	SF	337,500	0	0	0	337,500	0
1898	I 35E	6280-355	MNDOT	EDGERTON RD TO LITTLE CANADA RD & I694, EDGERTON RD TO RICE ST (UNWEAVE THE WEAVE) - LANDSCAPING	1.7	RB	LANDSCAPING	SF	337,500	0	0	0	337,500	0

ATP: M
Fiscal Year: 2012

STIP for FY 2010-2013

Seq #	Route System	Project Number	Agency	Description	Miles	Program	Type of Work	Proposed Funds	Total	FHWA	AC	FTA	TH	Other
1899	I 35W	2782-300	MN/DOT	BLACKDOG RD TO I-494, BLOOMINGTON-REPLACE OR REPAIR CULVERTS, ETC	4.4	RD	STORM SEWER REPAIR	SF	325,000	0	0	0	325,000	0
1900	I 35W	2783-128	MN/DOT	NB, UNDER HENN AVE TO STINSON BLVD EXIT RAMP, MPLS - INSTALL DRAINAGE SYSTEM, NB SHOULDER/DITCH	0.3	RS	MILL AND OVERLAY	IM	900,000	810,000	0	0	90,000	0
1901	I 35W	6284-144	MN/DOT	RAMSEY CO RD D RAMP TERMINII, ROSEVILLE-REBUILD TRAFFIC SIGNALS	0.0	SC	TRAFFIC SIGNAL REVISION	SF LF	450,000	0	0	0	202,500	247,500
1902	I 35W	6284-145	MN/DOT	TH 888A(OLD TH 8), RAMSEY CO RD D TO I-35W-BITUMINOUS OVERLAY	0.7	RS	BITUMINOUS OVERLAY	SF	560,000	0	0	0	560,000	0
1903	I 35W	6284-159	MN/DOT	UNDER S JCT TH 10, ARDEN HILLS-REPLACE BR 9585 & 9586 & APPROACHES	0.2	BR	BRIDGE REPLACEMENT	IM	8,800,000	7,920,000	0	0	880,000	0
1904	TH 36	6211-88	MNDOT	WHITE BEAR AVE, MAPLEWOOD TO TH 120, NORTH ST PAUL - LANDSCAPING	2.0	RB	LANDSCAPING	SF	100,000	0	0	0	100,000	0
1905	TH 36	6212-5715	MN/DOT	OVER KELLER LAKE, MAPLEWOOD-REPLACE BR 5715 & APPROACHES	0.1	BR	BRIDGE REPLACEMENT	SF	2,200,000	0	0	0	2,200,000	0
1906	TH 36	8204-55	MN/DOT	HILTON TRAIL, PINE SPRINGS-RECONSTRUCT INTERSECTION	0.5	MC	GRADE,SURFACE & BRIDGE	UG	9,350,000	7,480,000	0	0	1,870,000	0
1907	TH 36	8214-144	MNDOT	**MN126**ST CROIX RIVER X-ING AT STILLWATER-(MN)TH 36/(WI) TH 64-PRE ENG & STUDY OF LONG TERM ALTERNATIVES IN MN (ORIGINALLY CUT/COVER APPROACH FOR CROSSING)	4.0	PL	PLANNING	HPP	100,000	80,000	0	0	20,000	0
1907	TH 36	8214-144L	OAK PARK HEIGHTS	**MN126**ST CROIX RIVER X-ING AT STILLWATER-(MN)TH 36/(WI) TH 64-PRE ENG & STUDY OF LONG TERM ALTERNATIVES IN MN (ORIGINALLY CUT/COVER APPROACH FOR CROSSING)	4.0	PL	PLANNING	HPP	349,950	279,960	0	0	0	69,990
1907	TH 36	8214-114MIT12	MN/DOT	**BP08** OVER ST CROIX RIVER NEAR STILLWATER-MITIGATION ITEMS FOR REPLACEMENT OF RIVER BRIDGE 4654	0.2	BR	BRIDGE REPLACEMENT	BF	300,000	0	0	0	0	300,000
1908	TH 47	0205-96	MN/DOT	37TH AVE NE, COLUMBIA HEIGHTS-REPLACE TRAFFIC SIGNAL	0.0	SC	TRAFFIC SIGNAL REVISION	SF LF	250,000	0	0	0	125,000	125,000
1909	TH 51	6215-90	MN/DOT	PIERCE BUTLER, ST PAUL TO TH 36, ROSEVILLE-MAINLINE & RAMP CONCRETE REHABILITATION, ETC(\$500,000 FROM PM)	2.8	RS	CONCRETE PAVEMENT REHAB	SF	1,700,000	0	0	0	1,700,000	0
1910	TH 51	6215-91	MN/DOT	TH 5 TO DAYTON AVE, ST PAUL-BITUMINOUS MILL & OVERLAY, ETC	2.8	RS	MILL AND OVERLAY	SF	1,335,000	0	0	0	1,335,000	0

ATP: M
Fiscal Year: 2012

STIP for FY 2010-2013

Seq #	Route System	Project Number	Agency	Description	Miles	Program	Type of Work	Proposed Funds	Total	FHWA	AC	FTA	TH	Other
1911	TH 52	1906-55	MN/DOT	TH 50 TO DAKOTA CSAH 47, HAMPTON-CONSTRUCT FRONTAGE RD, ACCESS CLOSURES, ETC("OLD" ACCESS MANAGEMENT FUNDS(\$1.04M) & 2012 SC (\$0.41M)	1.2	SC	GRADE AND SURFACE	SF	1,450,000	0	0	0	1,450,000	0
1912	TH 52	1907-73	MN/DOT	INVER GROVE TR TO CONCORD BLVD, INVER GROVE HTS-CONSTRUCT W FRONTAGE RD	0.6	SC	GRADE AND SURFACE	SF	1,305,000	0	0	0	1,305,000	0
1913	TH 52	6244-30AC1	MN/DOT	PLATO BLVD TO I-94-REPLACE BR 9800(LAFAYETTE) & APPROACHES(AC PAYBACK, 1 OF 2)	1.4	BR	GRADE, SURFACE & BRIDGE	BR	74,000,000	74,000,000	0	0	0	0
1914	TH 55	1909-91	MN/DOT	N JCT TH 149(DODD RD), EAGAN-REBUILD TRAFFIC SIGNAL	0.0	SC	TRAFFIC SIGNAL REVISION	SF LF	250,000	0	0	0	187,500	62,500
1915	TH 55	2722-78	MN/DOT	PINTO DRIVE, MEDINA-CONSTRUCT BACKAGE RD, CLOSE ACCESSSES, ETC	0.2	SC	GRADE AND SURFACE	SF	590,000	0	0	0	590,000	0
1916	TH 55	2723-117	MN/DOT	DOUGLAS DR(HENNEPIN CSAH 102), GOLDEN VALLEY-REPLACE TRAFFIC SIGNAL	0.0	SC	TRAFFIC SIGNAL REVISION	SF LF	300,000	0	0	0	150,000	150,000
1917	TH 61	1913-64AC2	MN/DOT	OVER MISSISSIPPI RIVER, RR, & STREET, HASTINGS-REPLACE BR 5895 & APPROACHES(AC PAYBACK, 2 OF 3)	0.8	BR	BRIDGE REPLACEMENT	BR	7,000,000	7,000,000	0	0	0	0
1918	TH 61	6222-165	MN/DOT	0.25 MI N OF TH 96, WHITE BEAR LAKE TO 0.5 MI S OF TH 97, FOREST LAKE-MILL AND OVERLAY, REPLACE TRAFFIC SIGNAL, BUFFALO, DRAINAGE & GUARDRAIL REPAIRS, ETC	10.8	RS	MILL AND OVERLAY	NHS	9,875,000	7,900,000	0	0	1,975,000	0
1919	TH 65	0207-93	MN/DOT	50TH AVE IN COLUMBIA HEIGHTS-REBUILD TRAFFIC SIGNAL	0.0	SC	TRAFFIC SIGNAL REVISION	SF LF	250,000	0	0	0	125,000	125,000
1920	TH 65	0207-94	MN/DOT	INTEGRATED CORRIDOR SIGNAL COORDINATION, TH 65, ANOKA CO BETWEEN I-694 & 237TH AVE NE-DEPLOYMENT OF CCTV CAMERAS & VARIABLE MESSAGE SIGNS	23.0	TM	TRAFFIC MGMT. SYSTEM	CMAQ	1,293,590	1,034,872	0	0	258,718	0
1921	TH 65	0207-95	MN/DOT	WASHINGTON AVE IN MPLS TO 53RD AVE N IN COLUMBIA HTS(NOT INCLUDING 27TH TO 37TH AVE)-MILL & OVERLAY, DRAINAGE & GUARDRAIL REPAIRS, ETC	7.0	RS	MILL AND OVERLAY	SF	5,250,000	0	0	0	5,250,000	0
1922	TH 65	0208-132	MN/DOT	169TH AVE NE, HAM LAKE-CONVERT INTERSECTION TO A DIRECTIONAL CROSSOVER WITH MEDIAN U-TURNS	0.0	SH	GRADE AND SURFACE	HSIP	1,050,000	945,000	0	0	105,000	0
1923	TH 65	0208-140	MNDOT	0.7 MI S OF ANOKA CSAH 14 TO 1.3 MI N OF ANOKA CSAH 14, BLAINE - LANDSCAPING	2.2	RB	LANDSCAPING	SF	125,000	0	0	0	125,000	0
1924	194	2781-420	MN/DOT	I-94, LORING PARK TO I-35W COMMONS & I-35W, 39TH ST TO MISS RIVER-REPAIR STORM SEWER TUNNEL	1.3	DR	STORM SEWER REPAIR	LF	2,000,000	0	0	0	0	2,000,000
1925	194	6282-190	MN/DOT	PRIOR AVE TO FAIRVIEW AVE, ST PAUL-NOISE WALL CONSTRUCTION	0.3	NO	NOISE ABATEMENT	SF LF	1,040,000	0	0	0	730,000	310,000

ATP: M
Fiscal Year: 2012

STIP for FY 2010-2013

Seq #	Route System	Project Number	Agency	Description	Miles	Program	Type of Work	Proposed Funds	Total	FHWA	AC	FTA	TH	Other
1926	I 94	6282-193	MN/DOT	JOHN IRELAND BLVD, ST PAUL TO WASHINGTON CSAH 13(RADIO DR), WOODBURY-REPLACE SIGNING	10.3	SC	SIGNING	SF	500,000	0	0	0	500,000	0
1927	I 94	8282-109	MN/DOT	WASHINGTON CSAH 15, WOODBURY TO ST CROIX RIVER-TRAFFIC MGMT SYSTEM	5.1	TM	TRAFFIC MGMT. SYSTEM	SF	350,000	0	0	0	350,000	0
1928	TH 95	1305-23	MN/DOT	TH 8, FRANCONIA TWP TO 0.1 MI N OF TH 97, NEW SCANDIA TWP - MILL & OVERLAY, DRAINAGE & GUARDRAIL REPAIR, ETC	10.3	RS	MILL AND OVERLAY	STP	4,305,000	3,444,000	0	0	861,000	0
1929	TH 95	1306-40	MN/DOT	BR 13005 OVER SUNRISE RIVER TO E JCT TH 8, TAYLORS FALLS-MILL & OVERLAY, DRAINAGE & GUARDRAIL REPAIRS, ETC	13.5	RS	MILL AND OVERLAY	STP	4,965,000	3,972,000	0	0	993,000	0
1930	TH 110	1918-102	MN/DOT	0.2 MI W OF I-35E TO 0.2 MI E OF I-35E, MENDOTA HTS-MAINLINE CONC REHAB, BIT MILL & OVERLAY RAMPS & SHOULDERS, DECK REPAIR ON BR 9537 & 9538, ETC	0.4	RS	CONCRETE PAVEMENT REHAB	SF	1,300,000	0	0	0	1,300,000	0
1931	TH 120	6227-67	MN/DOT	3M RD, MAPLEWOOD-REBUILD TRAFFIC SIGNAL	0.0	SC	TRAFFIC SIGNAL REVISION	SF LF	250,000	0	0	0	125,000	125,000
1932	TH 156	1912-57	MN/DOT	WENTWORTH AVE, SOUTH ST PAUL-REBUILD TRAFFIC SIGNAL	0.0	SC	TRAFFIC SIGNAL REVISION	SF LF	200,000	0	0	0	134,000	66,000
1933	TH 169	2750-71	MNDOT	HENNEPIN CSAH 81 & HENNEPIN CSAH 109, BROOKLYN PARK (TRIANGLE PROJECT) - LANDSCAPING	0.2	RB	LANDSCAPING	SF	150,000	0	0	0	150,000	0
1934	TH 169	2772-83	MN/DOT	22ND ST TO 23RD ST, ST LOUIS PARK-CLOSE ENTRANCE/EXIT TO TH 169 & CONSTRUCT NOISE WALL	0.2	SC	GRADE AND SURFACE	SF	525,000	0	0	0	525,000	0
1935	TH 169	2776-03RW6	MNDOT	**MN192**I-494, BLOOMINGTON-PRELIMINARY ENGINEERING, RW FOR RECONSTRUCTION OF INTERCHANGE	0.2	RW	RIGHT OF WAY	HPP	1,530,991	1,224,793	0	0	306,198	0
1935	TH 169	2776-03RW7	MNDOT	**MN221**I-494, BLOOMINGTON-PRELIMINARY ENGINEERING, RW FOR RECONSTRUCTION OF INTERCHANGE	0.2	RW	RIGHT OF WAY	HPP	468,258	374,607	0	0	93,651	0
1936	TH 169	7009-67	MN/DOT	NEAR OLD SCOTT CO RD 63(LYNVILLE DR), SAND CREEK TWP-RECONSTRUCT DRAINAGE DITCH	0.1	RD	EROSION REPAIR	SF	45,000	0	0	0	45,000	0
1937	I 394	2789-131	MN/DOT	W OF TH 100, GOLDEN VALLEY TO I94, MPLS-GATE ARM BATTERY BACKUP	3.0	TM	TRAFFIC MGMT. SYSTEM	SF	250,000	0	0	0	250,000	0
1938	I 494	8285-84	MNDOT	E & W OF MISSISSIPPI RIVER, NEWPORT & S ST PAUL-LANDSCAPING	0.8	RB	LANDSCAPING	SF	100,000	0	0	0	100,000	0
1939	I 494	8285-92	MN/DOT	MAXWELL AVE(WASHINGTON CSAH 38) RAMPS-TRAFFIC SIGNAL INSTALLATION	0.0	SC	TRAFFIC SIGNAL INST.	SF LF	320,000	0	0	0	105,600	214,400

ATP: M
Fiscal Year: 2012

STIP for FY 2010-2013

Seq #	Route System	Project Number	Agency	Description	Miles	Program	Type of Work	Proposed Funds	Total	FHWA	AC	FTA	TH	Other
1940	TH 610	2771-38E	MNDOT	**MN119**TH 169 IN BROOKLYN PARK TO I94 IN MAPLE GROVE-GRADING, BRS, ETC	1.0	MC	GRADE,SURFACE & BRIDGE	HPP	936,516	749,213	0	0	187,303	0
1940	TH 610	2771-38F	MN/DOT	**MN082**TH 169 IN BROOKLYN PARK TO I94 IN MAPLE GROVE-GRADING, BRS, ETC(2004 APPROPRIATIONS ACT)	0.0	MC	GRADE,SURFACE & BRIDGE	HPP	1,313,018	1,313,018	0	0	0	0
1940	TH 610	2771-38S1A	MNDOT	**MN211**TH 169 IN BROOKLYN PARK TO I94 IN MAPLE GROVE-GRADING, BRS, ETC	1.0	MC	GRADE,SURFACE & BRIDGE	HPP	2,107,164	1,685,731	0	0	421,433	0
1940	TH 610	2771-38S2A	MNDOT	**MN226**TH 169 IN BROOKLYN PARK TO I94 IN MAPLE GROVE-GRADING, BRS, ETC	1.0	MC	GRADE,SURFACE & BRIDGE	HPP	1,873,034	1,498,427	0	0	374,607	0
1940	TH 610	2771-38TA	MNDOT	**MN235**TH 169 IN BROOKLYN PARK TO I94 IN MAPLE GROVE-GRADING, BRS, ETC	1.0	MC	GRADE,SURFACE & BRIDGE	HPP	4,166,568	3,333,254	0	0	833,314	0
1941	TH 243	1310-12	MN/DOT	TH 95 TO ST CROIX RIVER BR 6347 - MILL & OVERLAY, DRAINAGE & GUARDRAIL REPAIRS, ETC	1.2	RS	MILL AND OVERLAY	SF	1,110,000	0	0	0	1,110,000	0
1942	TH 952A	2770-01	MN/DOT	3RD AVE RAMP, MPLS, NW END OF BR 27816 N TO JCT OF I94 & WB RAMP, WASHINGTON AVE - BUS SHOULDER REPLACEMENT	1.1	RD	SHOULDER REPLACEMENT	SF	1,115,000	0	0	0	1,115,000	0
1943	TH 999	8825-277	MN/DOT	SW METRO QUADRANT-RELAMP LIGHTING SYSTEM	0.0	SC	LIGHTING	SF	500,000	0	0	0	500,000	0
1944	TH 999	8825-308	MNDOT	METROWIDE ADA SIGNAL UPGRADES	0.0	SC	TRAFFIC SIGNAL REVISION	SF	100,000	0	0	0	100,000	0
1945	TH 999	8825-315	MN/DOT	METROWIDE-RAMP METERS & CMS GAP FILL-INS	0.0	TM	TRAFFIC MGMT. SYSTEM	SF	500,000	0	0	0	500,000	0
1946	TH 999	8825-316	MN/DOT	METROWIDE-TMS FIBER OPTIC CABLE REFURBISH/REPLACEMENT	0.0	TM	TRAFFIC MGMT. SYSTEM	SF	250,000	0	0	0	250,000	0
1947	TH 999	880M-RW-12	MN/DOT	METRO SETASIDE FOR RIGHT OF WAY FOR FY 2012	0.0	RW	RIGHT OF WAY	SF	21,000,000	0	0	0	21,000,000	0
1948	TH 999	880M-SAS-12	MN/DOT	METRO SETASIDE - 2012	0.0	CA	MISCELLANEOUS	SF	54,150,000	0	0	0	54,150,000	0
1949	TH 999	TRLF-RW-12	MN/DOT	REPAYMENT IN FY 2012 OF TRLF LOANS USED FOR RIGHT OF WAY PURCHASE ON TH'S 212 & 65	0.0	RW	RIGHT OF WAY	SF	2,386,000	0	0	0	2,386,000	0
									\$590,241,807	\$260,747,568	\$0	\$129,990,181	\$124,854,180	\$74,649,878

ATP: M
Fiscal Year: 2013

STIP for FY 2010-2013

Seq #	Route System	Project Number	Agency	Description	Miles	Program	Type of Work	Proposed Funds	Total	FHWA	AC	FTA	TH	Other
1950	BB	TRF-0018-13	MNDOT	SECT 5316: TWIN CITIES AREA MNDOT-JOB ACCESS/REVERSE COMMUTE PROJECTS(MET COUNCIL VAN-GO FOR COLLAR COUNTIES)-TBD	0.0	JA	BUS GRANT CAPITAL IMPROVEMENT	FTA	250,000	0	0	125,000	0	125,000
1951	BB	TRF-0051-13	MN/DOT	SECT 5311: SCOTT/CARVER CO TRANSIT OPERATING ASSISTANCE	0.0	OB	OPERATE BUS	FTA	2,602,963	0	0	186,800	0	2,416,163
1952	BB	TRF-3703-13	MN/DOT	SECT 5311: CITY OF HASTINGS TRANSIT OPERATING ASSISTANCE	0.0	OB	OPERATE BUS	FTA	409,356	0	0	42,600	0	366,756
1953	BB	TRF-TCMT-13	MET COUNCIL-MT	SECT 5307: TWIN CITIES MET COUNCIL MT-ASSOCIATED CAPITAL MAINTENANCE-BUS	0.0	B9	BUS GRANT CAPITAL IMPROVEMENT	FTA	2,600,000	0	0	2,080,000	0	520,000
1954	BB	TRF-TCMT-13A	MET COUNCIL-MT	SECT 5307: TWIN CITIES MET COUNCIL MT-BUS ACQUISITION	0.0	B9	PURCHASE BUS	FTA	47,770,100	0	0	38,216,080	0	9,554,020
1955	BB	TRF-TCMT-13B	MET COUNCIL-MT	SECT 5307: TWIN CITIES MET COUNCIL MT-SECURITY/SAFETY FOR 1%	0.0	B9	BUS GRANT CAPITAL IMPROVEMENT	FTA	700,000	0	0	560,000	0	140,000
1956	BB	TRF-TCMT-13C	MET COUNCIL-MT	SECT 5307: TWIN CITIES MET COUNCIL MT-PREVENTIVE MAINTENANCE	0.0	B9	BUS GRANT CAPITAL IMPROVEMENT	FTA	12,500,000	0	0	10,000,000	0	2,500,000
1957	BB	TRF-TCMT-13D	MET COUNCIL-MT	SECT 5307: TWIN CITIES MET COUNCIL MT-I35E, CO RD 96 PARK & RIDE	0.0	B9	BUS GRANT CAPITAL IMPROVEMENT	FTA	3,910,000	0	0	3,128,000	0	782,000
1958	BB	TRF-TCMT-13E	MET COUNCIL-MT	SECT 5307: TWIN CITIES MET COUNCIL MT-CAPITAL LEASE-TIRES	0.0	B9	PURCHASE BUS	FTA	2,196,645	0	0	1,757,316	0	439,329
1959	BB	TRF-TCMT-13F	MET COUNCIL-MT	SECT 5307: TWIN CITIES MET COUNCIL MT-I35W, 96 PARK & RIDE (CO H REPLACEMENT)	0.0	B9	BUS GRANT CAPITAL IMPROVEMENT	FTA	10,680,000	0	0	8,544,000	0	2,136,000
1960	BB	TRF-TCMT-13G	MET COUNCIL-MTS	SECT 5307: TWIN CITIES MET COUNCIL MTS-VANGO CAP COST OF CONTRACTING	0.0	B9	BUS GRANT CAPITAL IMPROVEMENT	FTA	625,000	0	0	500,000	0	125,000
1961	BB	TRF-TCMT-13H	MET COUNCIL-MTS	SECT 5307: TWIN CITIES MET COUNCIL MTS-METRO MOBILITY CAPITAL COST OF CONTRACTING FOR SERVICES	0.0	B9	BUS GRANT CAPITAL IMPROVEMENT	FTA	5,000,000	0	0	4,000,000	0	1,000,000
1962	BB	TRF-TCMT-13J	MET COUNCIL-MTS	SECT 5307: TWIN CITIES MET COUNCIL MTS-REGIONAL FLEET CAPITAL COST OF CONTRACTING	0.0	B9	BUS GRANT CAPITAL IMPROVEMENT	FTA	3,125,000	0	0	2,500,000	0	625,000
1963	BB	TRF-TCMT-13K	MET COUNCIL-U OFM	SECT 5307: TWIN CITIES MET COUNCIL U OF M-U OF MN BUS ACQUISITION	0.0	B9	PURCHASE BUS	FTA	375,000	0	0	300,000	0	75,000

ATP: M
Fiscal Year: 2013

STIP for FY 2010-2013

Seq #	Route System	Project Number	Agency	Description	Miles	Program	Type of Work	Proposed Funds	Total	FHWA	AC	FTA	TH	Other
1964	BB	TRF-TCMT-13L	MET COUNCIL-MTS	SECT 5307: TWIN CITIES MET COUNCIL MTS-SW TRANSIT STATION - COP	0.0	B9	BUS GRANT CAPITAL IMPROVEMENT	FTA	281,658	0	0	225,326	0	56,332
1965	BB	TRF-TCMT-13M	MET COUNCIL-MTS	SECT 5307: TWIN CITIES MET COUNCIL MTS-MTS BUS ACQUISITION	0.0	B9	PURCHASE BUS	FTA	9,000,000	0	0	7,200,000	0	1,800,000
1966	BB	TRF-TCMT-13N	MET COUNCIL-MT	SECT 5309: TWIN CITIES MET COUNCIL MT-BUS/BUS CAPITAL	0.0	B3	BUS GRANT CAPITAL IMPROVEMENT	FTA	3,625,000	0	0	2,900,000	0	725,000
1967	BB	TRF-TCMT-13P	MET COUNCIL-MT	SECT 5309 FIXED GUIDEWAY: TWIN CITIES MET COUNCIL MT-LRT ASSOCIATED CAPITAL MAINTENANCE	0.0	B3	BUS GRANT CAPITAL IMPROVEMENT	FTA	1,250,000	0	0	1,000,000	0	250,000
1968	BB	TRF-TCMT-13Q	MET COUNCIL-MT	SECT 5309: TWIN CITIES MET COUNCIL MT-COMMUTER RAIL VEHICLE	0.0	B3	BUS GRANT CAPITAL IMPROVEMENT	FTA	3,000,000	0	0	2,400,000	0	600,000
1969	BB	TRF-TCMT-13R	MET COUNCIL-MT	SECT 5309 FIXED GUIDEWAY: TWIN CITIES MET COUNCIL MT-LRVs	0.0	B3	BUS GRANT CAPITAL IMPROVEMENT	FTA	17,500,000	0	0	14,000,000	0	3,500,000
1970	BB	TRF-TCMT-13S	MET COUNCIL-MTS	SECT 5316: TWIN CITIES MET COUNCIL MTS-JOB ACCESS/REVERSE COMMUTE PROJECTS TBD	0.0	JA	BUS GRANT CAPITAL IMPROVEMENT	FTA	3,000,000	0	0	1,500,000	0	1,500,000
1971	BB	TRF-TCMT-13T	MET COUNCIL-MTS	SECT 5317: TWIN CITIES MET COUNCIL MTS-NEW FREEDOMS PROJECTS TBD	0.0	NF	BUS GRANT CAPITAL IMPROVEMENT	FTA	2,000,000	0	0	1,000,000	0	1,000,000
1972	BB	TRS-7068-13	MNDOT	HEARTLAND EXPRESS-PURCHASE CLASS 400 BUS	0.0	TR	PURCHASE BUS	STP	70,000	56,000	0	0	0	14,000
1973	TH 3	1908-79	MNDOT	0.14 MI N OF ANNE MARIE TR, INVER GROVE HTS TO TH 110, SUNFISH LAKE-MILL & OVERLAY, DRAINAGE & GUARDRAIL REPAIRS, ETC	3.7	RS	MILL AND OVERLAY	SF	2,275,000	0	0	0	2,275,000	0
1974	TH 13	1902-54	MNDOT	N OF 2ND ST/TH13 INTERSECTION, MENDOTA HEIGHTS - STORM WATER POND CONSTRUCTION	0.0	DR	STORM SEWER REPAIR	SF	580,000	0	0	0	580,000	0
1975	I 35	1980-68AC2	MN/DOT	CSAH 70, LAKEVILLE-RECONSTRUCT INTERCHANGE-DEBT MGMT(AC PAYBACK FROM FY 2008) (AC PAYBACK, 2 OF 2)	0.4	RC	GRADE,SURFACE & BRIDGE	NHS	2,410,000	2,410,000	0	0	0	0
1976	I 35	1980-79	MNDOT	DAKOTA CO RD 50, LAKEVILLE TO S JCT I35E/I35W, BURNSVILLE-CONSTRUCT NEW BUS SHOULDERS, NB & SB	2.6	RD	MILL AND OVERLAY	SF	1,235,000	0	0	0	1,235,000	0
1977	I 35E	1982-158	MNDOT	S JCT I35E/W TO MN77 - SIGN REPLACEMENT	4.7	SC	SIGNING	SF	350,000	0	0	0	350,000	0

ATP: M
Fiscal Year: 2013

STIP for FY 2010-2013

Seq #	Route System	Project Number	Agency	Description	Miles	Program	Type of Work	Proposed Funds	Total	FHWA	AC	FTA	TH	Other
1978	I 35W	0280-63	MNDOT	E OF I-35W, N OF LAKE DR ALONG RESIDENTIAL AREA (MANUFACTURED HOME COMMUNITY), BLAINE - NOISE WALL	0.8	NO	NOISE ABATEMENT	SF LF	2,340,000	0	0	0	2,110,000	230,000
1979	I 35W	2782-293	MNDOT	60TH ST TO 42ND ST, MPLS - CROSSTOWN LANDSCAPING, PHASE 1	4.0	RB	LANDSCAPING	SF	250,000	0	0	0	250,000	0
1980	I 35W	2782-319	MNDOT	60TH ST TO 42ND ST, MPLS-GATEWAY STRUCTURES-CROSSTOWN LANDSCAPING	0.0	RB	LANDSCAPING	SF	250,000	0	0	0	250,000	0
1981	TH 36	6212-164	MNDOT	JUST E OF SNELLING AVE, ROSEVILLE - REPLACE OR LINE CULVERT & INSTALL NEW APRONS ON BOTH SIDES OF CULVERT	0.0	DR	CULVERT REPLACEMENT	SF	240,000	0	0	0	240,000	0
1982	TH 36	8204-56	MNDOT	TH 120 TO TH 95 - REPAIR OR REPLACE DETERIORATING PIPES, STRUCTURES & APRONS	9.4	DR	STORM SEWER REPAIR	SF	825,000	0	0	0	825,000	0
1983	TH 36	8214-114CC	MNDOT	**MN217**ST CROIX RIVER X-ING AT STILLWATER-(MN)TH 36/(WI) TH 64-DESIGN, MITIGATION IMPLEMENTATION, CONSTRUCT, & ACQUIRE RW	2.3	BR	GRADE,SURFACE & BRIDGE	HPP	4,929,774	3,943,819	0	0	985,955	0
1983	TH 36	8214-114MIT13	MN/DOT	**BP08** OVER ST CROIX RIVER NEAR STILLWATER-MITIGATION ITEMS FOR REPLACEMENT OF RIVER BRIDGE	0.2	BR	BRIDGE REPLACEMENT	BF	7,250,000	0	0	0	0	7,250,000
1984	TH 47	0205-97	MNDOT	40TH AVE NE/ANOKA CO CSAH 2 - SIGNAL REPLACEMENT	0.0	SC	TRAFFIC SIGNAL REVISION	SF LF	250,000	0	0	0	125,000	125,000
1985	TH 47	2726-69	MNDOT	TH 65(CENTRAL AVE) TO 27TH AVE NE, MPLS - MILL & OVERLAY, DRAINAGE REPAIRS, ETC	2.2	RS	MILL AND OVERLAY	SF	3,530,000	0	0	0	3,530,000	0
1986	TH 52	6244-30AC2	MN/DOT	PLATO BLVD TO I-94-REPLACE BR 9800(LAFAYETTE) & APPROACHES(AC PAYBACK, 2 OF 2)	1.4	BR	GRADE,SURFACE & BRIDGE	BR	30,000,000	30,000,000	0	0	0	0
1987	TH 61	1913-64AC3	MN/DOT	OVER MISSISSIPPI RIVER, RR, & STREET, HASTINGS-REPLACE BR 5895 & APPROACHES(AC PAYBACK, 3 OF 3)	0.8	BR	BRIDGE REPLACEMENT	BR	15,000,000	15,000,000	0	0	0	0
1988	TH 61	1913-72	MNDOT	TH 55, HASTINGS - SIGNAL REPLACEMENT	0.0	SC	TRAFFIC SIGNAL REVISION	SF LF	175,000	0	0	0	131,000	44,000
1989	TH 65	0207-96	MNDOT	49TH AVE NE/ANOKA CSAH 4 - SIGNAL REPLACEMENT	0.0	SC	TRAFFIC SIGNAL REVISION	SF LF	250,000	0	0	0	125,000	125,000
1990	I 94	6283-172	MN/DOT	NB TH 61 TO WHITE BEAR AVE, ST PAUL-CONSTRUCT EB AUXILIARY LANE & RAMP METER	0.4	SC	GRADE AND SURFACE	SF	2,275,000	0	0	0	2,275,000	0
1991	I 94	6283-174	MNDOT	TH 61 TO MCKNIGHT & ON TH 120 FROM CONWAY AVE TO I94 - REPAIR OR REPLACE DETERIORATING PIPES, STRUCTURES & APRONS	2.0	DR	STORM SEWER REPAIR	SF	680,000	0	0	0	680,000	0

ATP: M
Fiscal Year: 2013

STIP for FY 2010-2013

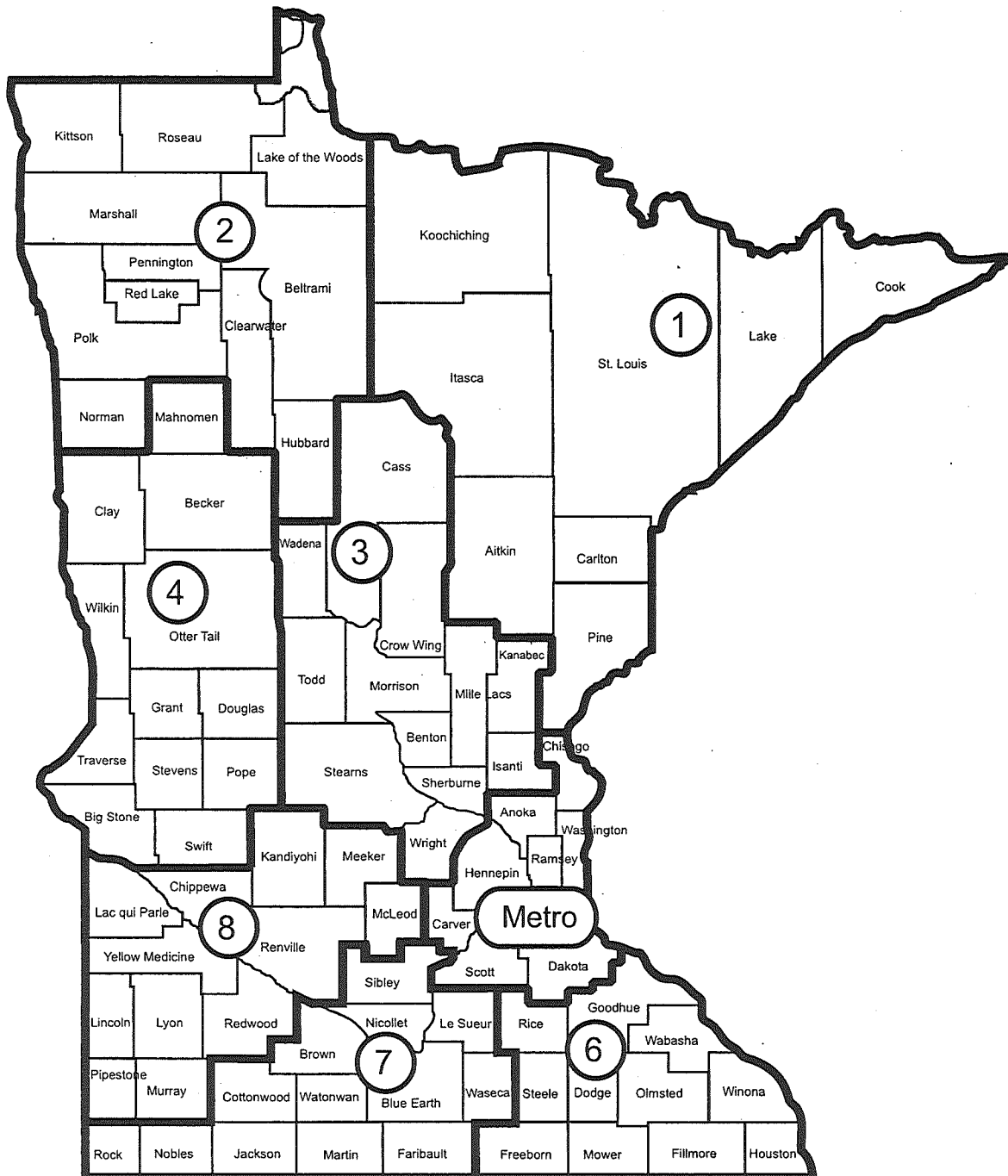
Seq #	Route System	Project Number	Agency	Description	Miles	Program	Type of Work	Proposed Funds	Total	FHWA	AC	FTA	TH	Other
1992	TH 95	1305-24	MNDOT	ISANTI CO LINE TO I94 - SIGN REPLACEMENT	57.8	SC	SIGNING	SF	500,000	0	0	0	500,000	0
1993	TH 95	1306-42	MNDOT	FOREST BLVD/CHISAGO CSAH 30, NORTH BRANCH - SIGNAL REPLACEMENT	0.0	SC	TRAFFIC SIGNAL REVISION	SF LF	250,000	0	0	0	125,000	125,000
1994	TH 149	1917-42	MNDOT	TH 110 TO SMITH AVE - SIGN REPLACEMENT	2.6	SC	SIGNING	SF	250,000	0	0	0	250,000	0
1995	TH 252	2748-59	MNDOT	66TH AVE N, BROOKLYN CENTER-REPLACE EB 66TH AVE FREE RIGHT AT TH 252 WITH DUAL RIGHT TURN LANES & REPLACE TRAFFIC SIGNAL	0.0	SC	GRADE AND SURFACE	SF	440,000	0	0	0	290,000	150,000
1996	TH 280	6241-60	MNDOT	ENERGY PARK DR, ST PAUL TO BROADWAY, LAUDERDALE - LANDSCAPING	3.4	RC	LANDSCAPING	SF	50,000	0	0	0	50,000	0
1997	TH 361	1304-25	MNDOT	I35 JCT TO CHISAGO-PINE CO LINE - SIGN REPLACEMENT	4.6	SC	SIGNING	SF	350,000	0	0	0	350,000	0
1998	I 394	2789-133	MN/DOT	WB TO I494 NB & SB EXIT RAMP, MINNETONKA - MODIFY CO RD-CONVERT TO INDIVIDUAL EXITS FOR I394 WB TO I494 NB & SB	0.3	SC	GRADE AND SURFACE	SF	595,000	0	0	0	595,000	0
1999	I 494	2785-337	MN/DOT	TH 5 TO 1000' W OF GOLDEN TRIANGLE DRIVE (BEG 169 EXIT RAMP) TH 169, EDEN PRAIRIE - I494 LANDSCAPING	0.7	RB	LANDSCAPING	NHS	300,000	240,000	0	0	60,000	0
2000	I 494	2785-367	MNDOT	0.5 MI W OF 34TH AVE TO 0.5 MI W OF FRANCE AVE, BLOOMINGTON-MILL & OVERLAY, CONSTRUCT WB AUX LANE, PORTLAND AVE TO NICOLLET AVE, MEDIAN BARRIER, ETC	6.7	RS	MILL AND OVERLAY	IM	17,340,000	15,606,000	0	0	1,734,000	0
2001	TH 952	1908-82	MNDOT	EAST BERNARD ST/DAKOTA MSAS 114, WEST ST PAUL - SIGNAL REPLACEMENT	0.0	SC	TRAFFIC SIGNAL REVISION	SF LF	250,000	0	0	0	125,000	125,000
2002	TH 999	8825-212	MN/DOT	METROWIDE-RELAMP IN ONE QUADRANT	0.0	SC	LIGHTING	SF	450,000	0	0	0	450,000	0
2003	TH 999	8825-356	MNDOT	METROWIDE ADA SIGNAL UPGRADES	0.0	SC	TRAFFIC SIGNAL REVISION	SF	100,000	0	0	0	100,000	0
2004	TH 999	880M-RW-13	MN/DOT	METRO SETASIDE FOR RIGHT OF WAY FOR FY 2013	0.0	RW	RIGHT OF WAY	SF	12,400,000	0	0	0	12,400,000	0
2005	LOCAL 999	880M-SASL-13	MET COUNCIL	METRO ATP LOCAL SETASIDES - 2013	0.0	NA	SETASIDE	FFM	96,819,000	77,700,000	0	0	0	19,119,000
2006	TH 999	880M-SAS-13	MN/DOT	METRO SETASIDE - 2013	0.0	CA	MISCELLANEOUS	SF NHS	138,820,000	49,500,000	0	0	89,320,000	0
2007	LOCAL 999	880M-SHL-13	MN/DOT	METRO ATP SETASIDE FOR HSIP PROJECTS YET TO BE SELECTED FOR FY 2013	0.0	SH	SPOT IMPROVEMENT	HSIP	10,111,000	9,100,000	0	0	0	1,011,000
2008	TH 999	TRLF-RW-13	MN/DOT	REPAYMENT, FY 2013, TRLF LOANS USED FOR RIGHT OF WAY PURCHASE ON THS 212 & 65	0.0	RW	RIGHT OF WAY	SF	2,386,000	0	0	0	2,386,000	0

ATP: M
Fiscal Year: 2013

STIP for FY 2010-2013

Seq #	Route System	Project Number	Agency	Description	Miles	Program	Type of Work	Proposed Funds	Total	FHWA	AC	FTA	TH	Other
2008	TH 999	TRLF-RW-13	MN/DOT	REPAYMENT, FY 2013, TRLF LOANS USED FOR RIGHT OF WAY PURCHASE ON THS 212 & 65	0.0	RW	RIGHT OF WAY	SF	2,386,000	0	0	0	2,386,000	0
									\$488,976,496	\$203,555,819	\$0	\$102,165,122	\$124,701,955	\$58,553,600

STATEWIDE RESERVES



DISTRICT C

For Information Contact the
Office of Investment Management
395 John Ireland Blvd
MS 440
Saint Paul, MN 55155-1899
(651) 366-3798
FAX: (651) 366-3790

ATP: C
Fiscal Year: 2010

STIP for FY 2010-2013

Seq #	Route System	Project Number	Agency	Description	Miles	Program	Type of Work	Proposed Funds	Total	FHWA	AC	FTA	TH	Other
2009	REC TRAIL	0001-09-4D	RICE COUNTY	PURCHASE SNOWMOBILE TRAIL GROOMING EQUIPMENT.	0.0	RT	PURCHASE EQUIPMENT	RT	110,000	0	0	0	0	110,000
2010	REC TRAIL	0002-09-1C	LAKE OF THE WOODS COUNTY	PURCHASE SNOWMOBILE TRAIL GROOMING EQUIPMENT.	0.0	RT	PURCHASE EQUIPMENT	RT	155,000	0	0	0	0	155,000
2011	REC TRAIL	0003-09-3A	STEARNS COUNTY PARKS	CONSTRUCT 14 MILES OF ABANDONED RAIL CORRIDOR INTO A YEAR ROUND GRAVEL SURFACED MULTIPLE USE TRAIL.	14.0	RT	CONSTRUCT TRAIL	RT	500,000	0	0	0	0	500,000
2012	REC TRAIL	0004-09-2B	CHISHOLM	CONSTRUCT 10 MILES OF ATV TRAIL BETWEEN THE CITY OF CHISHOLM AND THE INTERSECTION OF CONNORS ROAD (CO. RD. 469) AND CO. HWY 5.	10.0	RT	CONSTRUCT TRAIL	RT	176,000	0	0	0	0	176,000
2013	REC TRAIL	0007-09-2C	SUPERIOR HIKING TRAIL ASSN	MAINTAIN AND REHABILITATE PORTIONS OF THE SUPERIOR HIKING TRAIL.	0.0	RT	REHAB TRAIL	RT	78,000	0	0	0	0	78,000
2014	REC TRAIL	0010-09-2A	ITASCA COUNTY	PURCHASE SNOWMOBILE TRAIL GROOMING EQUIPMENT.	0.0	RT	PURCHASE EQUIPMENT	RT	175,000	0	0	0	0	175,000
2015	REC TRAIL	0016-09-S	MINNESOTA TRAIL RIDERS ASSN	MAINTAIN AND ENHANCE EQUESTRIAN TRAILS AND FACILITIES IN PUBLIC PARKS, FORESTS AND ON TRAILS.	0.0	RT	TRAIL PRESERVATION	RT	16,000	0	0	0	0	16,000
2016	REC TRAIL	0023-09-3B	CHISAGO COUNTY	ACQUIRE 3.4 MILES OF THE SWEDISH IMMIGRANT TRAIL FROM TAYLORS FALLS THROUGH INTERSTATE PARK TO TERN AVENUE.	3.4	RT	ACQUIRE TRAIL	RT	147,000	0	0	0	0	147,000
2017	REC TRAIL	0025-09-1C	NORMAN COUNTY	PURCHASE SNOWMOBILE TRAIL GROOMING EQUIPMENT.	0.0	RT	PURCHASE EQUIPMENT	RT	182,723	0	0	0	0	182,723
2018	REC TRAIL	0028-09-1D	CASS COUNTY	CONSTRUCT A BRIDGE OVER MOSQUITO CREEK.	0.0	RT	CONSTRUCT TRAIL BRIDGE	RT	48,432	0	0	0	0	48,432
2019	REC TRAIL	0030-09-1B	OTTER TAIL COUNTY	PURCHASE SNOWMOBILE TRAIL GROOMING EQUIPMENT.	0.0	RT	PURCHASE EQUIPMENT	RT	171,572	0	0	0	0	171,572
2020	REC TRAIL	0032-09-2D	CARLTON COUNTY	FABRICATE AND INSTALL A BRIDGE ACROSS THE NEMADJI RIVER ON THE EAST SIDE OF STATE HIGHWAY 23 ON THE SNO-SHARKS SNOWMOBILE TRAIL SYSTEM.	0.0	RT	CONSTRUCT TRAIL BRIDGE	RT	25,000	0	0	0	0	25,000
2021	REC TRAIL	0034-09-2A	US FISH AND WILDLIFE SERVICE	TO CONSTRUCT A DISABLED ACCESS TRAIL FOR WHEELCHAIR USES THAT MEETS ADA REQUIREMENTS USING ASPHALT PAVEMENT AT 8 FEET WIDE TO TIE INTO AN EXISTING 7 MILE TRAIL SYSTEM.	0.0	RT	CONSTRUCT TRAIL CONNECTIONS	RT	31,750	0	0	0	0	31,750
2022	REC TRAIL	0035-09-4A	FAIRFAX	CONDUCT MAINTENANCE ON 6.3 MILES OF EXISTING TRAIL CONNECTING THE FAIRFAX DEPOT MUSEUM PARK AND FORT RIDGELY STATE PARK TO REPAIR TREE ROOT DAMAGE, RANDOM HOLES, CRACK REPAIR AND SEAL COATING.	6.3	RT	TRAIL PRESERVATION	RT	57,145	0	0	0	0	57,145

ATP: C
Fiscal Year: 2010

STIP for FY 2010-2013

Seq #	Route System	Project Number	Agency	Description	Miles	Program	Type of Work	Proposed Funds	Total	FHWA	AC	FTA	TH	Other
2023	REC TRAIL	0036-09-3A	MORRISON COUNTY	CONSTRUCT A STRAIGHT BRIDGE WITH FLOOR PLATE DECK, FOUR CORNER POSTS AND GUARD RAILS.	0.0	RT	CONSTRUCT TRAIL BRIDGE	RT	11,932	0	0	0	0	11,932
2024	REC TRAIL	0039-09-1A	BELTRAMI COUNTY	PURCHASE CROSS-COUNTRY SKI TRAIL GROOMING EQUIPMENT.	0.0	RT	PURCHASE EQUIPMENT	RT	124,000	0	0	0	0	124,000
2025	REC TRAIL	0040-09-2C	LAKE COUNTY	PURCHASE SNOWMOBILE TRAIL GROOMING EQUIPMENT.	0.0	RT	PURCHASE EQUIPMENT	RT	163,000	0	0	0	0	163,000
2026	REC TRAIL	0041-09-3B	DAKOTA COUNTY	CONSTRUCT 1 MILE OF A BEGINNER MOUNTAIN BIKE TRAIL WITH "PUMP TRACK" AND CONSTRUCT A MOUNTAIN BIKE "SKILLS PARK" CLOSE TO EXISTING PARKING LOT.	1.0	RT	CONSTRUCT TRAIL	RT	49,500	0	0	0	0	49,500
2027	REC TRAIL	0042-09-3A	SAINT CLOUD	PURCHASED SKI TRAIL GROOMING EQUIPMENT	0.0	RT	PURCHASE EQUIPMENT	RT	17,152	0	0	0	0	17,152
2028	REC TRAIL	0043-09-3B	THREE RIVERS PARK DIST	CONSTRUCT A 7.7 MILE SINGLE TRACK, STACKED-LOOPED MOUNTAIN BIKE TRAIL.	7.7	RT	CONSTRUCT TRAIL	RT	265,980	0	0	0	0	265,980
2029	REC TRAIL	0044-09-3B	ISANTI COUNTY	PURCHASE AND PLACE A PORTABLE SNOWMOBILE BRIDGE OVER THE WEST BRANCH OF THE RUM RIVER IN GREENBUSH TOWNSHIP WHICH IN MILLE LACS COUNTY.	0.0	RT	TRAIL BRIDGE	RT	39,040	0	0	0	0	39,040
2030	REC TRAIL	0047-09-3B	ISANTI COUNTY	INSTALL A SAFETY FENCE ON A GIA SNOWMOBILE TRAIL WHERE EXTREMELY STEEP BANKS EXIST.	0.0	RT	INSTALL FENCING	RT	35,736	0	0	0	0	35,736
2031	REC TRAIL	0049-09-1C	POLK COUNTY	ACQUIRE AN ABANDONED RAILBED FOR A MULTI-USE RECREATIONAL TRAIL.	0.0	RT	ACQUIRE TRAIL	RT	200,000	0	0	0	0	200,000
2032	REC TRAIL	0051-09-2A	AITKIN COUNTY	SIGN SNOWMOBILE TRAILS, INCLUDING ROAD INTERSECTIONS AND 911 ROAD SIGNS.	0.0	RT	SIGNING	RT	34,560	0	0	0	0	34,560
2033	REC TRAIL	0054-09-3B	MINNETRISTA	CONNECT A PARKING LOT IN THE CITY OF MINNETRISTA TO THE DAKOTA RAIL TRAIL.	0.0	RT	CONSTRUCT TRAIL CONNECTIONS	RT	29,170	0	0	0	0	29,170
2034	REC TRAIL	0058-09-3B	WOODBURY	CONSTRUCT A 6.5 MILE MOUNTAIN OFF-ROAD CYCLING TRAIL WITHIN CARVER LAKE PARK.	0.0	RT	CONSTRUCT TRAIL	RT	115,000	0	0	0	0	115,000
2035	REC TRAIL	D101-09-3C	DNR PARKS AND TRAILS	REHABILITATE 5 MILES OF EQUESTRIAN TRAIL TO PROVIDE SUSTAINABLE TREAD WAYS.	0.0	RT	TRAIL PRESERVATION	RT	100,000	0	0	0	0	100,000
2036	REC TRAIL	D105-09-3	DNR PARKS AND TRAILS	COMPLETE MAINTENANCE ON SEVEN STATE TRAILS IN DNR REGION 3.	0.0	RT	TRAIL PRESERVATION	RT	70,000	0	0	0	0	70,000
2037	REC TRAIL	D109-09-4D	DNR PARKS AND TRAILS	DEVELOP 2 MILES OF BITUMINOUS TRAIL FROM HANNA'S BEND PARK IN CANNON FALLS TO BYLLESBY PARK.	2.0	RT	SURFACE TRAIL	RT	500,000	0	0	0	0	500,000

ATP: C
Fiscal Year: 2010

STIP for FY 2010-2013

Seq #	Route System	Project Number	Agency	Description	Miles	Program	Type of Work	Proposed Funds	Total	FHWA	AC	FTA	TH	Other
2038	REC TRAIL	D111-09-2D	DNR PARKS AND TRAILS	REHABILITATE AND MAINTAIN HORSEBACK AND HIKING TRAILS ALONG THE TAMARACK AND ST. CROIX RIVERS IN THE ST. CROIX STATE FOREST.	0.0	RT	TRAIL PRESERVATION	RT	50,000	0	0	0	0	50,000
2039	REC TRAIL	D112-09-S	DNR PARKS AND TRAILS	COMPLETE CROSS-COUNTRY SKI GIA CAPITAL IMPROVEMENTS STATEWIDE.	0.0	RT	PRESERVATION	RT	100,000	0	0	0	0	100,000
2040	REC TRAIL	D113-09-2C	DNR PARKS AND TRAILS	DEVELOP THE MISSING SEGMENT OF THE GITCHI GAMI STATE TRAIL BETWEEN TEMPERANCE RIVER STATE PARK TO THE MNDOT PARKING LOT ON THE EAST SIDE OF THE CITY OF SCHROEDER.	0.0	RT	TRAIL	RT	60,000	0	0	0	0	60,000
2041	REC TRAIL	D114-09-1D	DNR PARKS AND TRAILS	COMPLETE THE PAVING OF THE PAUL BUNYAN STATE TRAIL FROM THE MISSISSIPPI RIVER TO CROW WING STATE PARK.	0.0	RT	SURFACE TRAIL	RT	1,100,000	0	0	0	0	1,100,000
2042	REC TRAIL	D115-09-2D	DNR PARKS AND TRAILS	REPLACE A DAMAGED BRIDGE ON THE WILLARD MUNGER TRAIL SYSTEM WITHIN ST. CROIX STATE PARK.	0.0	RT	TRAIL BRIDGE REPAIR	RT	300,000	0	0	0	0	300,000
2043	REC TRAIL	D116-09-2C	DNR PARKS AND TRAILS	REPLACE OR REPAIR STEEL BRIDGES ON THE NORTH SHORE STATE TRAIL.	0.0	RT	TRAIL BRIDGE REPAIR	RT	1,950,000	0	0	0	0	1,950,000
2044	LOCAL 999	88-030-29	MNDOT	FRACTURE CRITICAL BRIDGE INSPECTIONS ON LOCAL NON-FEDERAL ROUTES (SOFT MATCH)	0.0	BI	MISCELLANEOUS	BR	1,600,000	1,600,000	0	0	0	0
2045	LOCAL 999	88-030-44	MNDOT	FRACTURE CRITICAL BRIDGE INSPECTIONS ON LOCAL FEDERAL ROUTES	0.0	BI	MISCELLANEOUS	BR	200,000	160,000	0	0	0	40,000
2046	RR	8816-1130	MNDOT	GRADE CROSSING SAFETY DATABASE - MODIFY, ENHANCE AND MAINTAIN	0.0	SR	RR X-ING IMPROVEMENTS	RRS	112,500	101,250	0	0	0	11,250
2047	TH 999	8816-1146	MNDOT	RED DYED FUEL TAX EVASION ENFORCEMENT (YR 1 OF 2)	0.0	TM	PLANNING	STP	117,000	117,000	0	0	0	0
2048	TH 999	8816-1196	MNDOT	DYNAMIC CURVE WARNING (YEAR 2 OF 2)	0.0	TM	MISCELLANEOUS	FFM	170,000	136,000	0	0	34,000	0
2049	TH 999	8816-1325	MNDOT	SAFE INTERSECTIONS - DESIGN, INSTALL, OPERATE AND EVALUATE ICW SYTEMS	0.0	TM	MISCELLANEOUS	STP	647,328	517,862	0	0	0	129,466
2050	TH 999	8816-1326	MNDOT	ICM STAGE III	0.0	TM	MISCELLANEOUS	FFM	5,047,473	4,037,978	0	0	1,009,495	0
2051	TH 999	880C-BIKE-09	MNDOT	STATEWIDE BIKE COORDINATOR(\$80,000 FOR 2009/2010)	0.0	PL	PLANNING	STP	80,000	80,000	0	0	0	0
2052	TH 999	880C-CA-10	MNDOT	ADVANCE DESIGN	0.0	CA	MISCELLANEOUS	STP	200,000	0	0	0	200,000	0
2053	TH 999	880C-CB-10	MNDOT	STATEGIC HIGHWAY SAFETY PLAN - MNDOT CABLE MEDIAN BARRIER PROJECTS (DISTRICT MATCH)	0.0	SH	MISCELLANEOUS	HSIP	1,500,000	1,500,000	0	0	0	0

ATP: C
Fiscal Year: 2010

STIP for FY 2010-2013

Seq #	Route System	Project Number	Agency	Description	Miles	Program	Type of Work	Proposed Funds	Total	FHWA	AC	FTA	TH	Other
2054	TH 999	880C-CD-10	MNDOT	STRATEGIC INITIATIVE PROGRAM	0.0	ZZZ	MISCELLANEOUS		10,000,000	0	0	0	10,000,000	0
2055	TH 999	880C-DBE-10	MNDOT	DBE/OJT PROJECTS (100% FEDERAL)	0.0	PL	MISCELLANEOUS	STP	700,000	700,000	0	0	0	0
2056	TH 999	880C-EC-10	MNDOT	ANALOG TO DIGITAL MICROWAVE CONVERSION	0.0	RW	MISCELLANEOUS	SF	2,600,000	0	0	0	2,600,000	0
2057	TH 999	880C-LTA-10	MNDOT	LOCAL TECHNICAL ASSISTANCE PROGRAM - 2010	0.0	PL	PLANNING	FFM	515,000	140,000	0	0	0	375,000
2058	TH 999	880C-PED-09	MNDOT	STATEWIDE PEDESTRIAN COORDINATOR (\$80,000 FOR 2009/2010)	0.0	PL	PLANNING	STP	40,000	40,000	0	0	0	0
2059	TH 999	880C-RIDE-10	MNDOT	MINNESOTA RIDESHARE (\$300,000 FOR 2010/11)	0.0	PL	PLANNING	STP	150,000	150,000	0	0	0	0
2060	TH 999	880C-RW-10	MNDOT	RIGHT OF WAY INCIDENTALS - 2010	0.0	RW	RIGHT OF WAY	SF	500,000	0	0	0	500,000	0
2061	TH 999	880C-SDS-10	MNDOT	SEEDS/PHOENIX INTERNSHIPS	0.0	NA	MISCELLANEOUS	STP	400,000	400,000	0	0	0	0
2062	TH 999	880C-SFM-10	MNDOT	STATE FURNISHED MATERIALS/ INCIDENTALS	0.0	NA	MISCELLANEOUS	SF	2,000,000	0	0	0	2,000,000	0
2063	TH 999	880C-SRS-09	MNDOT	SAFE ROUTES TO SCHOOL COORDINATOR (\$224,000 FOR 2009-10)	0.0	PL	PLANNING	SRTS	112,000	112,000	0	0	0	0
2064	TH 999	880C-WB-10	MNDOT	WETLAND BANKING AGREEMENTS	0.0	RW	WETLAND MITIGATION	SF	1,000,000	0	0	0	1,000,000	0
2065	TH 999	880C-WIM-10	MNDOT	WEIGH-IN-MOTION	0.0	RB	MISCELLANEOUS	STP	300,000	0	0	0	300,000	0
2066	TH 999	880C-WS-10	MNDOT	TRUCK WEIGH STATION AND SCALE REHABILITATION	0.0	RB	MISCELLANEOUS	STP	2,000,000	1,600,000	0	0	400,000	0
2067	BB	TRS-9200-10T	MNDOT	TRANSIT ITS PROJECTS	0.0	TR	ITS	STP	334,500	267,600	0	0	66,900	0
2068	TH 999	8816-1153	MNDOT	ITS PROJECTS	0.0	TM	MISCELLANEOUS	FFM	7,125,673	4,082,138	0	0	2,798,000	245,535
									\$44,640,166	\$15,741,828	\$0	\$0	\$20,908,395	\$7,989,943

ATP: C
Fiscal Year: 2011

STIP for FY 2010-2013

Seq #	Route System	Project Number	Agency	Description	Miles	Program	Type of Work	Proposed Funds	Total	FHWA	AC	FTA	TH	Other
2069	LOCAL 999	88-030-30	MNDOT	FRACTURE CRITICAL BRIDGE INSPECTIONS ON LOCAL NON-FEDERAL ROUTES (SOFT MATCH)	0.0	BI	MISCELLANEOUS	BR	200,000	200,000	0	0	0	0
2070	LOCAL 999	88-030-45	MNDOT	FRACTURE CRITICAL BRIDGE INSPECTIONS ON LOCAL FEDERAL ROUTES	0.0	BI	MISCELLANEOUS	BR	50,000	50,000	0	0	0	0
2071	RR	8816-1131	MNDOT	GRADE CROSSING SAFETY DATABASE - MODIFY, ENHANCE AND MAINTAIN	0.0	SR	RR X-ING IMPROVEMENTS	RRS	112,500	101,250	0	0	0	11,250
2072	TH 999	8816-1146CO	MNDOT	RED DYED FUEL TAX EVASION ENFORCEMENT (YR 2 OF 2)	0.0	TM	PLANNING	STP	117,000	117,000	0	0	0	0
2073	TH 999	880C-ADA-11	MNDOT	AMERICAN DISABILITY ACT IMPROVEMENTS TO TRUNK HIGHWAY PROJECTS	0.0	SC	MISCELLANEOUS	TEA	2,500,000	2,000,000	0	0	500,000	0
2074	TH 999	880C-BIKE-11	MNDOT	STATEWIDE BIKE COORDINATOR (\$80,000 FOR 2011/2012)	0.0	PL	PLANNING	STP	80,000	80,000	0	0	0	0
2075	TH 999	880C-CB-11	MNDOT	STRATEGIC HIGHWAY SAFETY PLAN - MNDOT CABLE MEDIAN BARRIER PROJECTS	0.0	SH	MEDIAN BARRIER	HSIP	1,500,000	1,500,000	0	0	0	0
2076	TH 999	880C-CD-11	MNDOT	STRATEGIC INITIATIVE PROGRAM	0.0	NA	MISCELLANEOUS	STP	20,000,000	0	0	0	20,000,000	0
2077	TH 999	880C-DBE-11	MNDOT	DBE/OJT PROJECTS (100% FEDERAL)	0.0	PL	MISCELLANEOUS	STP	700,000	700,000	0	0	0	0
2078	TH 999	880C-ITS-11	MNDOT	ITS PROJECTS	0.0	TM	MISCELLANEOUS	STP	1,875,000	1,500,000	0	0	0	375,000
2079	TH 999	880C-LTA-11	MNDOT	LOCAL TECHNICAL ASSISTANCE PROGRAM - 2010	0.0	PL	PLANNING	FFM	515,000	140,000	0	0	0	375,000
2080	TH 999	880C-PED-11	MNDOT	STATEWIDE PEDESTRIAN COORDINATOR (\$80,000 FOR 2011/2012)	0.0	PL	PLANNING	STP	40,000	40,000	0	0	0	0
2081	TH 999	880C-RIDE-10	MNDOT	MINNESOTA RIDESHARE (\$300,000 FOR 2010/11)	0.0	PL	PLANNING	STP	150,000	150,000	0	0	0	0
2082	TH 999	880C-RW-11	MNDOT	RIGHT OF WAY INCIDENTALS - 2011	0.0	RW	RIGHT OF WAY	SF	500,000	0	0	0	500,000	0
2083	TH 999	880C-SDS-11	MNDOT	SEEDS/PHOENIX INTERNSHIPS (100% FEDERAL)	0.0	PL	MISCELLANEOUS	STP	400,000	400,000	0	0	0	0
2084	TH 999	880C-SFM-11	MNDOT	STATE FURNISHED MATERIALS/ INCIDENTALS	0.0	NA	MISCELLANEOUS	SF	2,000,000	0	0	0	2,000,000	0
2085	TH 999	880C-SRS-11	MNDOT	SAFE ROUTES TO SCHOOL COORDINATOR (\$224,000 FOR 2011-12)	0.0	PL	PLANNING	SRTS	112,000	112,000	0	0	0	0
2086	BB	880C-TRS-11	MNDOT	TRANSIT VEHICLES	0.0	TR	PURCHASE BUS	STP	1,250,000	1,000,000	0	0	0	250,000
2087	TH 999	880C-WB-11	MNDOT	WETLAND BANKING AGREEMENTS	0.0	RW	WETLAND MITIGATION	SF	250,000	0	0	0	250,000	0

ATP: C
Fiscal Year: 2011

STIP for FY 2010-2013

Seq #	Route System	Project Number	Agency	Description	Miles	Program	Type of Work	Proposed Funds	Total	FHWA	AC	FTA	TH	Other
2088	TH 999	880C-WS-11	MNDOT	TRUCK WEIGH STATION AND SCALE REHABILITATION	0.0	RB	MISCELLANEOUS	STP	2,000,000	1,600,000	0	0	400,000	0
									\$34,351,500	\$9,690,250	\$0	\$0	\$23,650,000	\$1,011,250

ATP: C
Fiscal Year: 2012

STIP for FY 2010-2013

Seq #	Route System	Project Number	Agency	Description	Miles	Program	Type of Work	Proposed Funds	Total	FHWA	AC	FTA	TH	Other
2089	LOCAL 999	88-030-42	MNDOT	FRACTURE CRITICAL BRIDGE INSPECTIONS ON LOCAL NON-FEDERAL ROUTES (SOFT MATCH)	0.0	BI	MISCELLANEOUS	BR	200,000	200,000	0	0	0	0
2090	LOCAL 999	88-030-43	MNDOT	FRACTURE CRITICAL BRIDGE INSPECTIONS ON LOCAL FEDERAL ROUTES	0.0	BI	MISCELLANEOUS	BR	50,000	50,000	0	0	0	0
2091	RR	8816-1132	MNDOT	GRADE CROSSING SAFETY DATABASE - MODIFY, ENHANCE AND MAINTAIN	0.0	SR	RR X-ING IMPROVEMENTS	RRS	112,500	101,250	0	0	0	11,250
2092	TH 999	8816-1147	MNDOT	RED DYED FUEL TAX EVASION ENFORCEMENT (YR 1 OF 2)	0.0	TM	PLANNING	STP	117,000	117,000	0	0	0	0
2093	TH 999	880C-ADA-12	MNDOT	AMERICAN DISABILITY ACT IMPROVEMENTS TO TRUNK HIGHWAY PROJECTS	0.0	SC	MISCELLANEOUS	TEA	2,500,000	2,000,000	0	0	500,000	0
2094	TH 999	880C-BIKE-11	MNDOT	STATEWIDE BIKE COORDINATOR(\$80,000 FOR 2011/2012)	0.0	PL	PLANNING	STP	40,000	40,000	0	0	0	0
2095	TH 999	880C-CB-12	MNDOT	STRATEGIC HIGHWAY SAFETY PLAN - MNDOT CABLE MEDIAN BARRIER PROJECTS	0.0	SH	MEDIAN-BARRIER	HSIP	1,500,000	1,500,000	0	0	0	0
2096	TH 999	880C-DBE-12	MNDOT	DBE/OJT PROJECTS (100% FEDERAL)	0.0	PL	MISCELLANEOUS	STP	700,000	700,000	0	0	0	0
2097	TH 999	880C-ITS-12	MNDOT	ITS PROJECTS	0.0	TM	MISCELLANEOUS	STP	1,875,000	1,500,000	0	0	0	375,000
2098	TH 999	880C-LTA-12	MNDOT	LOCAL TECHNICAL ASSISTANCE PROGRAM - 2010	0.0	PL	PLANNING	FFM	515,000	140,000	0	0	0	375,000
2099	TH 999	880C-PED-11	MNDOT	STATEWIDE PEDESTRIAN COORDINATOR (\$80,000 FOR 2011/2012)	0.0	PL	PLANNING	STP	40,000	40,000	0	0	0	0
2100	TH 999	880C-RIDE-12	MNDOT	MINNESOTA RIDESHARE (\$300,000 FOR 2012/13)	0.0	PL	PLANNING	STP	150,000	150,000	0	0	0	0
2101	TH 999	880C-RW-12	MNDOT	RIGHT OF WAY INCIDENTALS - 2011	0.0	RW	RIGHT OF WAY	SF	500,000	0	0	0	500,000	0
2102	TH 999	880C-SDS-12	MNDOT	SEEDS/PHOENIX INTERNSHIPS	0.0	NA	MISCELLANEOUS	STP	400,000	400,000	0	0	0	0
2103	TH 999	880C-SFM-12	MNDOT	STATE FURNISHED MATERIALS/ INCIDENTALS	0.0	NA	MISCELLANEOUS	SF	2,000,000	0	0	0	2,000,000	0
2104	TH 999	880C-SRS-12	MNDOT	SAFE ROUTES TO SCHOOL COORDINATOR (\$224,000 FOR 2011-12)	0.0	PL	PLANNING	SRTS	112,000	112,000	0	0	0	0
2105	BB	880C-TRS-12	MNDOT	TRANSIT VEHICLES	0.0	TR	PURCHASE BUS	STP	1,250,000	1,000,000	0	0	0	250,000
2106	TH 999	880C-WB-12	MNDOT	WETLAND BANKING AGREEMENTS	0.0	RW	WETLAND MITIGATION	SF	250,000	0	0	0	250,000	0
2107	TH 999	880C-WS-12	MNDOT	TRUCK WEIGH STATION AND SCALE REHABILITATION	0.0	RB	MISCELLANEOUS	STP	2,000,000	1,600,000	0	0	400,000	0

ATP: C
Fiscal Year: 2013

STIP for FY 2010-2013

Seq #	Route System	Project Number	Agency	Description	Miles	Program	Type of Work	Proposed Funds	Total	FHWA	AC	FTA	TH	Other
2108	LOCAL 999	88-030-49	MNDOT	FRACTURE CRITICAL BRIDGE INSPECTIONS ON LOCAL NON-FEDERAL ROUTES (SOFT MATCH)	0.0	BI	MISCELLANEOUS	BR	200,000	200,000	0	0	0	0
2109	LOCAL 999	88-030-50	MNDOT	FRACTURE CRITICAL BRIDGE INSPECTIONS ON LOCAL FEDERAL ROUTES	0.0	BI	MISCELLANEOUS	BR	50,000	50,000	0	0	0	0
2110	RR	8816-1132	MNDOT	GRADE CROSSING SAFETY DATABASE - MODIFY, ENHANCE AND MAINTAIN	0.0	SR	RR X-ING IMPROVEMENTS	RRS	112,500	101,250	0	0	0	11,250
2111	TH 999	8816-1147CO	MNDOT	RED DYED FUEL TAX EVASION ENFORCEMENT (YR 2 OF 2)	0.0	TM	PLANNING	STP	117,000	117,000	0	0	0	0
2112	TH 999	880C-ADA-13	MNDOT	AMERICAN DISABILITY ACT IMPROVEMENTS TO TRUNK HIGHWAY PROJECTS	0.0	SC	MISCELLANEOUS	TEA	2,500,000	2,000,000	0	0	500,000	0
2113	TH 999	880C-BIKE-13	MNDOT	STATEWIDE BIKE COORDINATOR(\$80,000 FOR 2013/2014)	0.0	PL	PLANNING	STP	40,000	40,000	0	0	0	0
2114	TH 999	880C-DBE-13	MNDOT	DBE/OJT PROJECTS (100% FEDERAL)	0.0	PL	MISCELLANEOUS	STP	700,000	700,000	0	0	0	0
2115	TH 999	880C-ITS-13	MNDOT	ITS PROJECTS	0.0	TM	MISCELLANEOUS	STP	3,000,000	1,500,000	0	0	0	1,500,000
2116	TH 999	880C-LTA-13	MNDOT	LOCAL TECHNICAL ASSISTANCE PROGRAM - 2010	0.0	PL	PLANNING	FFM	515,000	140,000	0	0	0	375,000
2117	TH 999	880C-PED-13	MNDOT	STATEWIDE PEDESTRIAN COORDINATOR(\$80,000 FOR 2013/2014)	0.0	PL	PLANNING	STP	40,000	40,000	0	0	0	0
2118	TH 999	880C-RIDE-12	MNDOT	MINNESOTA RIDESHARE (\$300,000 FOR 2012/13)	0.0	PL	PLANNING	STP	150,000	150,000	0	0	0	0
2119	TH 999	880C-RW-13	MNDOT	RIGHT OF WAY INCIDENTALS - 2011	0.0	RW	RIGHT OF WAY	SF	500,000	0	0	0	500,000	0
2120	TH 999	880C-SDS-13	MNDOT	SEEDS/PHOENIX INTERNSHIPS	0.0	NA	MISCELLANEOUS	STP	400,000	400,000	0	0	0	0
2121	TH 999	880C-SFM-13	MNDOT	STATE FURNISHED MATERIALS/ INCIDENTALS	0.0	NA	MISCELLANEOUS	SF	2,000,000	0	0	0	2,000,000	0
2122	TH 999	880C-SRS-13	MNDOT	SAFE ROUTES TO SCHOOL COORDINATOR (\$224,000 FOR 2013-14)	0.0	PL	PLANNING	SRTS	112,000	112,000	0	0	0	0
2123	TH 999	880C-WB-13	MNDOT	WETLAND BANKING AGREEMENTS	0.0	RW	WETLAND MITIGATION	SF	250,000	0	0	0	250,000	0
									\$10,686,500	\$5,550,250	\$0	\$0	\$3,250,000	\$1,886,250

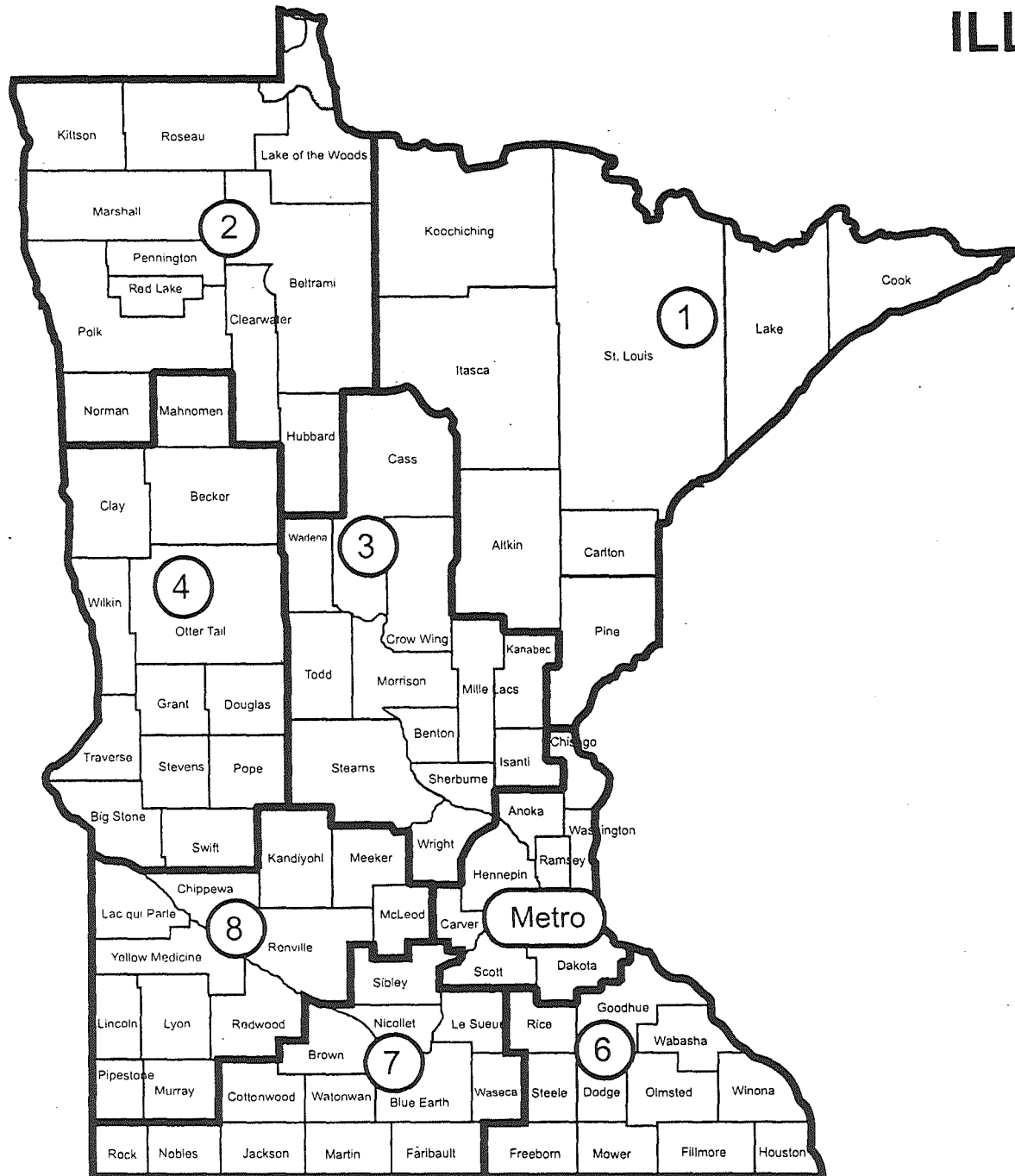
ATP: C

Fiscal Year: 2012

STIP for FY 2010-2013

Seq #	Route System	Project Number	Agency	Description	Miles	Program	Type of Work	Proposed Funds	Total	FHWA	AC	FTA	TH	Other
									\$14,311,500	\$9,650,250	\$0	\$0	\$3,650,000	\$1,011,250

ILLUSTRATIVE PROJECTS



Illustrative Projects
Fiscal Years 2010-2013

STIP for FY 2010-2013

ATP: 1
Fiscal Year: 2013

Seq #	Route System	Year	Project Number	Agency	Description	Miles	Program	Type of Work	Proposed Funds	Total	FHWA	AC	FTA	TH	Other
	CSAH 2	2013	38-602-26	LAKE COUNTY	**ILLUSTRATIVE** CSAH 2 FROM 0.2 MI N OF LAKE CO CSAH 15 TO 2.7 MI NORTH, RECONSTRUCTION	2.5	RC	GRADE AND SURFACE	STP	2,500,000	0	0	0	0	2,500,000
	CSAH 4/5	2013	38-604-017	LAKE COUNTY	**ILLUSTRATIVE** CSAH 4/5 FROM LAKE CO CSAH 18 TO TH 61, PAVEMENT RECLAMATION	5.2	RD	BITUMINOUS RECLAMATION	STP	1,164,000	0	0	0	0	1,164,000
	CSAH 18	2013	38-618-21	LAKE COUNTY	**ILLUSTRATIVE** CSAH 18 FROM TH 169 TO LAKE ONE, MILL AND OVERLAY	15.5	RD	MILL AND OVERLAY	STP	1,270,000	0	0	0	0	1,270,000
	CSAH 21	2013	69-621-31	ST LOUIS COUNTY	**ILLUSTRATIVE** JCT TH 135 TO ST. LOUIS WAASA TWP RD 6411, BITUMINOUS PAVEMENT RECLAMATION	8.5	RD	BITUMINOUS RECLAMATION	STP	3,037,500	0	0	0	0	3,037,500
	CSAH 37	2013	69-637-19	ST LOUIS COUNTY	**ILLUSTRATIVE** JCT ST. LOUIS CSAH 43 (ZIMMERMAN) TO JCT CSAH 44 (NORMANNA), BITUMINOUS PAVEMENT RECLAMATION	3.5	RD	BITUMINOUS RECLAMATION	STP	1,600,000	0	0	0	0	1,600,000
	CSAH 77	2013	69-677-09	ST LOUIS COUNTY	**ILLUSTRATIVE** CSAH 77 FROM JCT TH 169 TO JCT ST. LOUIS CSAH 104, BITUMINOUS PAVEMENT RECLAMATION	2.0	RD	BITUMINOUS RECLAMATION	STP	760,000	0	0	0	0	760,000
	CSAH 104	2013	69-704-04	ST LOUIS COUNTY	**ILLUSTRATIVE** CSAH 104 FROM JCT ST. LOUIS CSAH 77 TO END OF ROAD, BITUMINOUS PAVEMENT RECLAMATION	3.4	RD	BITUMINOUS RECLAMATION	STP	1,190,000	0	0	0	0	1,190,000
	MSAS	2013	118-080-36	DULUTH	**ILLUSTRATIVE** DULUTH HEIGHTS CONNECTOR (JOSHUA AVE) FROM MAPLE GROVE TO ARROWHEAD ROAD, NEW ROADWAY	1.0	MC	GRADE AND SURFACE	STP	7,200,000	0	0	0	0	7,200,000
	CSAH 21	2013	01-621-01	AITKIN COUNTY	**ILLUSTRATIVE** **MN140** FROM JCT AITKIN CSAH 21 TO JCT TH 169, GRADING AND BASE	6.9	RC	GRADING	HPP	1,995,000	0	0	0	0	1,995,000
										\$20,716,500	\$0	\$0	\$0	\$0	\$20,716,500

Illustrative Projects
Fiscal Years 2010-2013

STIP for FY 2010-2013

ATP: 2
Fiscal Year: 2010

Seq #	Route System	Year	Project Number	Agency	Description	Miles	Program	Type of Work	Proposed Funds	Total	FHWA	AC	FTA	TH	Other
	CITY	2010	119-103-04	EAST GRAND FORKS	**ILLUSTRATIVE** EAST GRAND FORKS - TH 2 & 5TH AVE NW INTERSECTION UPGRADE	0.0	RC	GRADE AND SURFACE	LF	1,242,810	0	0	0	0	1,242,810
										\$1,242,810	\$0	\$0	\$0	\$0	\$1,242,810

ATP: 3
Fiscal Year: 2013

Seq #	Route System	Year	Project Number	Agency	Description	Miles	Program	Type of Work	Proposed Funds	Total	FHWA	AC	FTA	TH	Other
	LOCAL 999	2013	73-684-XX	STEARNS COUNTY	**ILLUSTRATIVE** TH 15/33rd STREET SOUTH INTERCHANGE, RIGHT-OF-WAY AND CONSTRUCTION	0.4	MC	GRADE AND SURFACE	HPP	8,000,000	0	0	0	0	8,000,000
	MSAS 101	2013	162-101-10	ST CLOUD	**ILLUSTRATIVE** 10th STREET EXPAND UNIVERSITY BRIDGE NO. 73540 TO 4-LANE, 1st AVENUE TO TH 10	0.8	BR	WIDEN AND REDECK	STP	8,700,000	0	0	0	0	8,700,000
										\$16,700,000	\$0	\$0	\$0	\$0	\$16,700,000

Appendix A

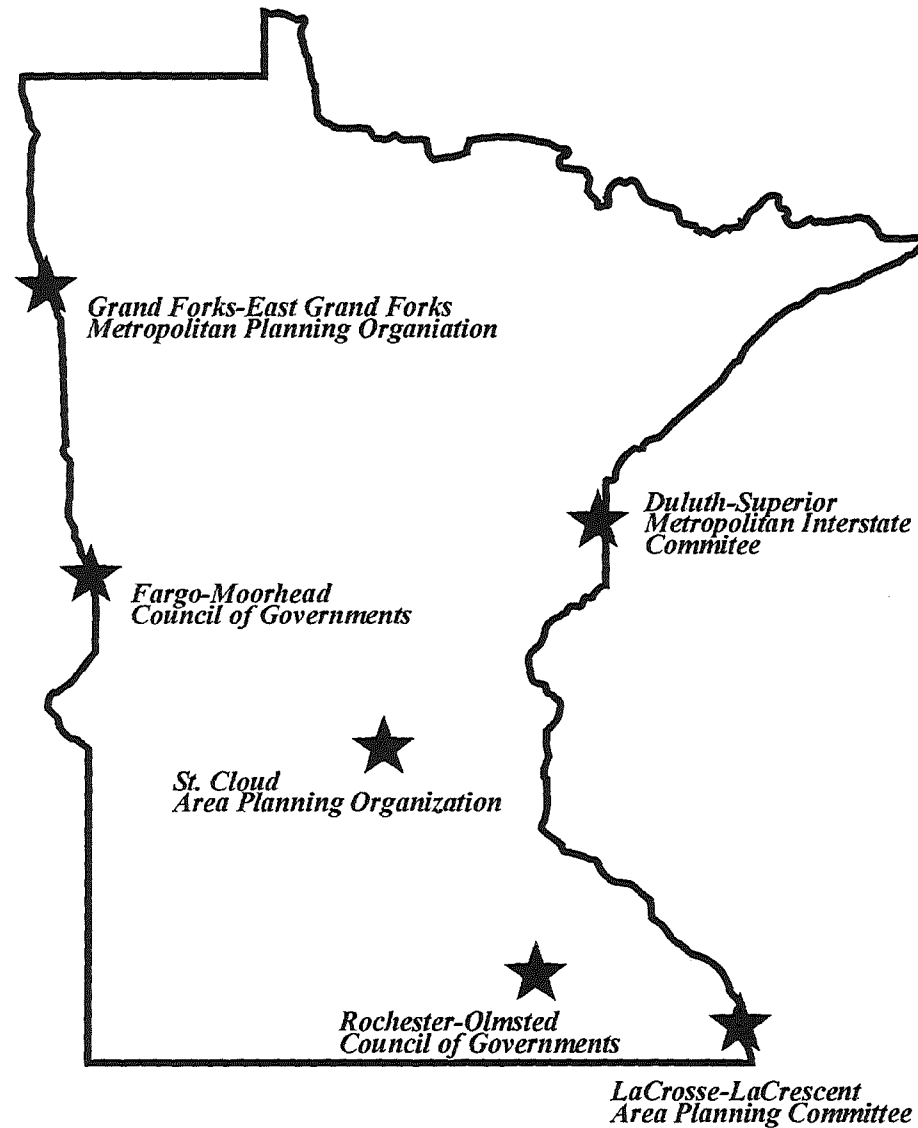
Select Highway and Transit Programs

- ✓ Greater Minnesota MPO Programs
- ✓ Transportation Enhancement Activities (TEA)
- ✓ Highway Safety Improvement Program (HSIP)
- ✓ Transit Programs
- ✓ Indian Reservation Roads and Bridge Program (IRR)
- ✓ Recreational Trail Program
- ✓ Mn/DOT State Road Construction Program

Greater Minnesota MPO Programs

- ✓ Duluth-Superior Metropolitan Interstate Committee
- ✓ Grand Forks-East Grand Forks MPO
- ✓ St. Cloud Area Planning Organization
- ✓ Fargo-Moorhead Council of Governments
- ✓ LaCrosse-LaCrescent Area Planning Committee
- ✓ Rochester-Olmsted Council of Governments

**GREATER MINNESOTA
METROPOLITAN PLANNING
ORGANIZATIONS**



GREATER MINNESOTA MPO PROGRAMS

In accordance with the joint FHWA/FTA Metropolitan Planning Rules, Section 450.324, each of the Metropolitan Planning Organizations in Greater Minnesota has developed and approved a four-year fiscally constrained Transportation Improvement Program (TIP). Each TIP provides a prioritized list of projects for which federal (FHWA and FTA) as well as Mn/DOT state funds and, in some cases, local funds are anticipated to be used. The federally funded projects have been selected through the ATP process and are included in the appropriate ATIP.

Also included in the MPO TIP is a Financial Plan discussing the fiscal constraint of the program and the MPO's certification that the MPO planning process is being carried out in compliance with all applicable federal requirements. In the case of Duluth-Superior and St. Cloud, which are "air quality maintenance areas" for carbon monoxide, a conformity determination analysis is also included.

After adoption by the MPO, approval from Mn/DOT as the Governor's designee, and the completion of a joint planning finding and Air Quality Conformity Determination by FHWA and FTA (where needed), the MPO TIP is incorporated by reference, without modification, into the STIP. In addition, the federal and Mn/DOT funded projects within the MPO area are also listed in the STIP.

The following table summarizes the federal funding for each MPO.

Figure A-1 GREATER MINNESOTA MPO FUNDING BY SOURCE AND YEAR (\$ THOUSANDS)					
SOURCE	2010	2011	2012	2013	TOTAL*
FTA					
Duluth-Superior	4,089	1,860	1,860	1,860	9,668
Grand Forks-East Grand Forks	101	103	186	107	497
St. Cloud	4,215	4,077	4,142	8,732	21,167
Fargo-Moorhead	4,346	800	1,857	1,949	8,953
Rochester-Olmsted	14,954	2,287	2,983	5,671	25,895
LaCrosse-LaCrescent	178	90	92	94	454
SUBTOTAL*	27,883	9,218	11,119	18,413	66,634
FHWA**					
Duluth-Superior	31,599	11,548	13,553	3,836	60,536
Grand Forks-East Grand Forks	738	3,549	90	204	4,581
St. Cloud	20,952	5,496	18,909	13,540	58,897
Fargo-Moorhead	10,309	5,500	8,846	110	24,765
Rochester-Olmsted	20,182	4,762	5,360	10,970	41,273
LaCrosse-LaCrescent	-	436	-	22,000	22,436
SUBTOTAL*	83,779	31,292	46,758	50,659	212,489
TOTAL*	111,663	40,510	57,877	69,073	279,123

*may not total correctly due to rounding

**includes transit capital

MPO: DULUTH-SUPERIOR METROPOLITAN INTERSTATE COMMITTEE
Fiscal Year: 2010

STIP for FY 2010-2013

Seq #	Route System	Project Number	Agency	Description	Miles	Program	Type of Work	Proposed Funds	Total	FHWA	AC	FTA	TH	Other
3	BB	TRF-0016-10A	DULUTH TRANSIT AUTHORITY	SECT 5307: DULUTH DIAL-A-RIDE TRANSIT OPERATING ASSISTANCE	0.0	B9	OPERATE BUS	LF	531,841	0	0	0	0	531,841
4	BB	TRF-0016-10B	DULUTH TRANSIT AUTHORITY	SECT 5307: DULUTH TRANSIT OPERATING ASSISTANCE REGULAR ROUTE AND PREVENTATIVE MAINTENANCE	0.0	B9	OPERATE BUS	FTA	10,570,649	0	0	1,300,000	0	9,270,649
5	BB	TRF-0016-10C	DULUTH TRANSIT AUTHORITY	SECT. 5307: DULUTH TRANSIT CAPITAL	0.0	B9	BUS GRANT CAPITAL IMPROVEMENT	FTA	600,756	0	0	480,605	0	120,151
6	BB	TRF-0016-10D	DULUTH TRANSIT AUTHORITY	SECT. 5309: DULUTH TRANSIT FACILITIES REFURBISHMENTS	0.0	B3	BUS GRANT CAPITAL IMPROVEMENT	FTA	500,000	0	0	400,000	0	100,000
7	BB	TRF-0016-10E	DULUTH TRANSIT AUTHORITY	SECT. 5309: DULUTH TRANSIT FOUR HYBRID CONVERSIONS	0.0	B3	BUS GRANT CAPITAL IMPROVEMENT	FTA	510,000	0	0	408,000	0	102,000
8	BB	TRF-0016-10F	DULUTH TRANSIT AUTHORITY	SECT. 5309: DULUTH TRANSIT PASSENGER AMENITIES, BUS FACILITIES, AND EQUIPMENT	0.0	B3	BUS GRANT CAPITAL IMPROVEMENT	FTA	1,875,000	0	0	1,500,000	0	375,000
11	BB	TRS-0016-10T	DULUTH TRANSIT AUTHORITY	DTA-PURCHASE 1 BUS (CLASS 700)	0.0	TR	PURCHASE BUS	STP	317,500	254,000	0	0	0	63,500
35	EN	69-595-06	ST LOUIS COUNTY	IMPROVEMENTS TO DULUTH TRAIN DEPOT, HISTORIC PRESERVATION (AC PROJECT, PAYBACK IN 2011)	0.0	EN	HISTORIC PRESERVATION	TEA	200,000	0	400,000	0	0	200,000
37	CITY	69-597-05	ST LOUIS COUNTY	**MN160** NEW CONNECTION, ST LOUIS CO CSAH 11 (UGSTAD RD) TO CSAH 14 (BOUNDARY AVE), GRADE, SURFACE, BRIDGE	1.1	MC	NEW BRIDGE	HPP STP	5,364,745	4,308,697	0	0	0	1,056,048
38	CSAH 4	69-604-65	ST LOUIS COUNTY, DULUTH	JCT CSAH 4 (BOTH INTERSECTIONS) AND ARROWHEAD RD, RIGHT TURN LN S & SIGNAL MODIFICATIONS	0.0	SC	TRAFFIC SIGNAL REVISION	STP	1,830,000	1,464,000	0	0	0	366,000
39	CSAH 91	69-691-20	ST LOUIS COUNTY	**MN156** ST LOUIS CSAH 91, DM&IR RR CROSSING AT 8TH ST, DULUTH, TO CSAH 56, RECONSTRUCT	2.3	RC	GRADE AND SURFACE	HPP	6,069,214	3,599,601	0	0	0	2,469,613
42	LOCAL 999	88-ANG-10	DULUTH AIR GUARD	**MN134** CONSTRUCTION OF PRIMARY & SECONDARY ACCESS ROADWAYS TO DULUTH AIR NATIONAL GUARD BASE	2.5	MC	GRADE AND SURFACE	HPP	2,558,064	2,046,451	0	0	0	511,613
48	PED/BIKE	118-090-15	DULUTH	LAKEWALK EXTENSION PHASE III, 47TH TO 60TH AVE, BIKE TRAIL	1.5	EN	PED/BIKE IMPROVEMENT	TEA	600,000	400,000	0	0	0	200,000
49	PED/BIKE	118-090-34	DULUTH	SEVEN BRIDGES RD REHABILITATION, REPLACE BITUMINOUS PAVEMENT CONNECTING HISTORIC BRIDGES	1.4	EN	BITUMINOUS RECLAMATION	TEA	320,428	256,342	0	0	0	64,086

MPO: DULUTH-SUPERIOR METROPOLITAN INTERSTATE COMMITTEE
Fiscal Year: 2010
STIP for FY 2010-2013

Seq #	Route System	Project Number	Agency	Description	Miles	Program	Type of Work	Proposed Funds	Total	FHWA	AC	FTA	TH	Other
50	MSAS 162	118-162-13	DULUTH	GLENWOOD ST, 45TH AVE E TO 52ND AVE E, RECONSTRUCT (AC PROJECT, PAYBACK IN 2011)	0.6	RC	GRADE AND SURFACE	STP	245,000	0	980,000	0	0	245,000
51	PED/BIKE	118-591-05	DULUTH	**SRTS IN** CITY OF DULUTH - HARRIET BEECHER STOWE ELEMENTARY SCHOOL - ADDRESS SAFETY ISSUES ALONG PRIMARY ROUTES TO ACCESS SCHOOL (2008 SOLICITATION)	0.0	BT	PED./BIKE IMPROVEMENT	SRTS	12,107	12,107	0	0	0	0
61	I 35	6982-290	MNDOT	BOUNDARY AVETO 26TH AVE E, PAVEMENT REPLACEMENT & REPAIRS, BRIDGE REPLACEMENT BR 69831, 69832, 69880 & REPAIRS BR 69851, 69852, 69879 + SPOT REPAIRS AT 21ST AVE W INTERCHANGE, REMOVE BR 69835 & 69828 NEAR 27TH AVE W, SAFETY IMPROVEMENTS (AC PROJECT, PAY	10.0	BR	BRIDGE REPLACEMENT	BF IM	63,699,268	15,362,000	10,738,000	0	2,900,000	45,437,268
62	I 35	6982-295	MNDOT	THOMPSON HILL REST AREA, BUILDING AND SITE PRESERVATION	0.0	RB	REST AREA	IM	502,068	401,654	0	0	100,414	0
63	I 35	6982-297	MNDOT	BOUNDARY AVE TO 26TH AVE E., PURCHASE TOWER LIGHTING POLES	10.0	SC	LIGHTING	IM	1,000,000	900,000	0	0	100,000	0
70	TH 61	6925-127	MNDOT	AT THE JUNCTION OF TH 61 AND I-35 NEAR 26TH AVE EAST IN DULUTH, INTERSECTION MODIFICATION AND PAVEMENT REPLACEMENT	0.6	RD	CONCRETE PAVEMENT	NHS	1,000,000	800,000	0	0	200,000	0
71	TH 61	6925-5772B	MNDOT	BETWEEN 60TH AND 61ST AVENUES EAST IN DULUTH, PHASE II RESTORATION OF LESTER RIVER BRIDGE NO 5772	0.0	BI	BRIDGE REPAIR	BH	1,120,800	896,800	0	0	224,000	0
71	TH 61	6925-5772BE	MNDOT	BETWEEN 60TH AND 61ST AVENUES EAST IN DULUTH, PHASE II RESTORATION OF LESTER RIVER BRIDGE NO 5772	0.0	BI	BRIDGE REPAIR	TEA	1,120,800	896,800	0	0	224,000	0
79	I 535	6981-9030F	MNDOT	BLATNIK BR 9030 OVER ST LOUIS RIVER, CABLE & SHIM REPAIR	0.0	BI	BRIDGE REPAIR OTHER	SF LF	224,000	0	0	0	112,000	112,000
									\$100,772,240	\$31,598,452	\$12,118,000	\$4,088,605	\$3,860,414	\$61,224,769

MPO: DULUTH-SUPERIOR METROPOLITAN INTERSTATE COMMITTEE
Fiscal Year: 2011

STIP for FY 2010-2013

Seq #	Route System	Project Number	Agency	Description	Miles	Program	Type of Work	Proposed Funds	Total	FHWA	AC	FTA	TH	Other
87	BB	TRF-0016-11A	DULUTH TRANSIT AUTHORITY	SECT 5307: DULUTH DIAL-A-RIDE TRANSIT OPERATING ASSISTANCE	0.0	B9	OPERATE BUS	LF	547,796	0	0	0	0	547,796
88	BB	TRF-0016-11B	DULUTH TRANSIT AUTHORITY	SECT 5307: DULUTH TRANSIT OPERATING ASSISTANCE REGULAR ROUTE AND PREVENTATIVE MAINTENANCE	0.0	B9	OPERATE BUS	FTA	10,195,588	0	0	1,300,020	0	8,895,568
89	BB	TRF-0016-11C	DULUTH TRANSIT AUTHORITY	SECT. 5307: DULUTH TRANSIT CAPITAL IMPROVEMENT	0.0	B9	BUS GRANT CAPITAL IMPROVEMENT	FTA	699,856	0	0	559,885	0	139,971
92	BB	TRS-0016-11	DULUTH TRANSIT AUTHORITY	DTA-PURCHASE 3 BUSES (CLASS 400)	0.0	TR	PURCHASE BUS	STP	210,000	168,000	0	0	0	42,000
93	RR	69-00185	MNDOT	ST LOUIS 223, MUNGER SHAW RD, ST LOUIS CO, INSTALL GATES	0.0	SR	RAILROAD SIGNALS	RRS	225,000	202,500	0	0	0	22,500
107	EN	69-595-06AC	ST LOUIS COUNTY	IMPROVEMENTS TO DULUTH TRAIN DEPOT, HISTORIC PRESERVATION, (AC PAYBACK 1 OF 1)	0.0	EN	HISTORIC PRESERVATION	TEA	400,000	400,000	0	0	0	0
110	CSAH 6	69-606-18	ST LOUIS COUNTY	INTERSECTION OF ST LOUIS CSAH 6 (MAPLE GROVE) & CSAH 103 (STEBNER) , TRAFFIC SIGNAL INSTALLATION & GEOMETRIC IMPROVEMENTS	0.0	SC	TRAFFIC SIGNAL INST.	STP	300,000	240,000	0	0	0	60,000
113	MSAS	118-080-36AC	DULUTH	PRELIMINARY ENGINEERING, JOSHUA AVE DULUTH HEIGHTS CONNECTOR (AC PAYBACK 1 OF 1)	1.0	PL	PLANNING	STP	400,000	400,000	0	0	0	0
114	PED/BIKE	118-090-14	DULUTH	**MN146** MUNGER TRAIL EXTENSION, DULUTH, PULASKI TO RECYCLE WAY	2.6	BT	PED/BIKE IMPROVEMENT	HPP	2,312,189	1,849,751	0	0	0	462,438
115	MSAS 162	118-162-13AC	DULUTH	GLENWOOD ST, 45TH AVE E TO 52ND AVE E, RECONSTRUCT (AC PAYBACK 1 OF 1)	0.6	RC	GRADE AND SURFACE	STP	980,000	980,000	0	0	0	0
116	MSAS 198	118-198-03	DULUTH	ANDERSON RD BETWEEN CHAMBERSBURG AVE & HAINES RD, RECONSTRUCTION	0.8	RC	GRADE AND SURFACE	STP	1,522,500	1,218,000	0	0	0	304,500
118	CSAH 6	202-103-08	HERMANTOWN	INTERSECTION OF ST LOUIS CSAH 6 (MAPLE GROVE) & CSAH 103 (STEBNER) , TRAFFIC SIGNAL INSTALLATION & GEOMETRIC IMPROVEMENTS	0.0	SC	TRAFFIC SIGNAL INST.	STP	300,000	240,000	0	0	0	60,000
123	I 35	6982-290AC1	MNDOT	BOUNDARY AVETO 26TH AVE E, PAVEMENT REPLACEMENT & REPAIRS, BRIDGE REPLACEMENT BR 69831, 69832, 69880 & REPAIRS BR 69851, 69852, 69879 + SPOT REPAIRS AT 21ST AVE WEST INTERCHANGE, REMOVE BR 69835 & 69828 NEAR 27TH AVE W, SAFETY IMPROVEMENTS (AC PAYBACK 1	10.0	BR	BRIDGE REPLACEMENT	IM	5,850,000	5,850,000	0	0	0	0
									\$23,942,929	\$11,548,251	\$0	\$1,859,905	\$0	\$10,534,773

MPO: DULUTH-SUPERIOR METROPOLITAN INTERSTATE COMMITTEE
Fiscal Year: 2012
STIP for FY 2010-2013

Seq #	Route System	Project Number	Agency	Description	Miles	Program	Type of Work	Proposed Funds	Total	FHWA	AC	FTA	TH	Other
137	BB	TRF-0016-12A	DULUTH TRANSIT AUTHORITY	SECT 5307: DULUTH DIAL-A-RIDE TRANSIT OPERATING ASSISTANCE	0.0	B9	OPERATE BUS	LF	564,230	0	0	0	0	564,230
138	BB	TRF-0016-12B	DULUTH TRANSIT AUTHORITY	SECT 5307: DULUTH TRANSIT OPERATING ASSISTANCE REGULAR ROUTE AND PREVENTATIVE MAINTENANCE	0.0	B9	OPERATE BUS	FTA	10,501,456	0	0	1,300,040	0	9,201,416
139	BB	TRF-0016-12C	DULUTH TRANSIT AUTHORITY	SECT. 5307: DULUTH TRANSIT CAPITAL	0.0	B9	BUS GRANT CAPITAL IMPROVEMENT	FTA	699,856	0	0	559,885	0	139,971
143	BB	TRS-0016-12	DULUTH TRANSIT AUTHORITY	DTA-PURCHASE 10 BUSES TOTAL, 5 WILL BE HYBRID (CLASS 700)	0.0	TR	PURCHASE BUS	STP	4,618,180	3,694,544	0	0	0	923,636
154	PED/BIKE	118-090-16	DULUTH	LAKEWALK EXTENSION PHASE IV, 60TH AVE E TO TH 61, BIKE TRAIL	1.0	EN	PEDESTRIAN BIKE BRIDGE	TEA	525,000	420,000	0	0	0	105,000
155	PED/BIKE	118-090-17	DULUTH	LAKEWALK EXTENSION PHASE V, TH 61 TO BRIGHTON BEACH, BIKE TRAIL	0.5	EN	PEDESTRIAN BIKE BRIDGE	TEA	700,000	500,000	0	0	0	200,000
158	I 35	6982-290AC2	MNDOT	BOUNDARY AVE TO 26TH AVE E, PAVEMENT REPLACEMENT & REPAIRS, BRIDGE REPLACEMENT BR 69831, 69832, 69880 & REPAIRS BR 69851, 69852, 69879 + SPOT REPAIRS AT 21ST AVE W INTERCHANGE, REMOVE BR 69835 & 69828 NEAR 27TH AVE W, SAFETY IMPROVEMENTS (AC PAYBACK 20	10.0	BR	BRIDGE REPLACEMENT	IM	4,888,000	4,888,000	0	0	0	0
167	I 535	6981-9030E	MNDOT	BLATNIK BR 9030 BETWEEN DULUTH & SUPERIOR, PARTIAL PAINTING & DECK SEAL (MINNESOTA AND WISCONSIN SHARES)	0.0	BI	BRIDGE REPAIR	IM	9,000,000	4,050,000	0	0	450,000	4,500,000
									\$31,496,722	\$13,552,544	\$0	\$1,859,925	\$450,000	\$15,634,253

MPO: DULUTH-SUPERIOR METROPOLITAN INTERSTATE COMMITTEE
Fiscal Year: 2013

STIP for FY 2010-2013

Seq #	Route System	Project Number	Agency	Description	Miles	Program	Type of Work	Proposed Funds	Total	FHWA	AC	FTA	TH	Other
172	BB	TRF-0016-13A	DULUTH TRANSIT AUTHORITY	SECT 5307: DULUTH DIAL-A-RIDE TRANSIT OPERATING ASSISTANCE	0.0	B9	OPERATE BUS	LF	564,230	0	0	0	0	564,230
173	BB	TRF-0016-13B	DULUTH TRANSIT AUTHORITY	SECT 5307: DULUTH TRANSIT OPERATING ASSISTANCE REGULAR ROUTE	0.0	B9	OPERATE BUS	FTA	10,501,456	0	0	1,300,060	0	9,201,396
174	BB	TRF-0016-13C	DULUTH TRANSIT AUTHORITY	SECT. 5307: DULUTH TRANSIT CAPITAL	0.0	B9	BUS GRANT CAPITAL IMPROVEMENT	FTA	699,856	0	0	559,885	0	139,971
179	BB	TRS-0016-13	DULUTH TRANSIT AUTHORITY	DTA-PURCHASE 6 BUSES, (CLASS 500)	0.0	TR	PURCHASE BUS	STP	720,000	576,000	0	0	0	144,000
191	CSAH 10	69-610-06	ST LOUIS COUNTY	ARNOLD RD TO JEAN DULUTH RD, RESURFACING	2.1	RS	BITUMINOUS OVERLAY	STP	1,100,000	850,000	0	0	0	250,000
195	PED/BIKE	118-090-02	DULUTH	MUNGER TRAIL CONNECTION PHASE II, GRASSY POINT TO RECYCLE WAY, W DULUTH, PED/BIKE FACILITY	2.0	EN	PED/BIKE IMPROVEMENT	TEA	700,000	500,000	0	0	0	200,000
196	MSAS 148	118-148-40	DULUTH	10TH AVE E BETWEEN, E 2ND STREET & E 9TH ST, RECONSTRUCT	0.5	RC	GRADE AND SURFACE	STP	2,900,000	950,000	0	0	0	1,950,000
200	TH 23	6910-82	MNDOT	0.1 AND 1.1 MI S JCT I-35, REPLACE BR 88544 & 88545	0.0	BR	BRIDGE REPLACEMENT	STP	1,200,000	960,000	0	0	240,000	0
									\$18,385,542	\$3,836,000	\$0	\$1,859,945	\$240,000	\$12,449,597

MPO: GRAND FORKS-EAST GRAND FORKS MPO**Fiscal Year: 2010****STIP for FY 2010-2013**

Seq #	Route System	Project Number	Agency	Description	Miles	Program	Type of Work	Proposed Funds	Total	FHWA	AC	FTA	TH	Other
216	BB	TRF-0018-10A	EAST GRAND FORKS	SECT 5307: EAST GRAND FORKS DAR TRANSIT OPERATING ASSISTANCE	0.0	B9	OPERATE BUS	LF	66,000	0	0	0	0	66,000
217	BB	TRF-0018-10B	EAST GRAND FORKS	SECT 5307: EAST GRAND FORKS FIXED ROUTE TRANSIT OPERATING ASSISTANCE	0.0	B9	OPERATE BUS	FTA	220,000	0	0	69,000	0	151,000
218	BB	TRF-0018-10C	EAST GRAND FORKS	SECT 5307: EAST GRAND FORKS TRANSIT SHELTER	0.0	B9	BUS GRANT CAPITAL IMPROVEMENT	FTA	40,000	0	0	32,000	0	8,000
240	MSAS	119-121-02	EAST GRAND FORKS	IN EAST GRAND FORKS, ON 23RD ST NW, FROM RIVER ROAD TO TH 220, PHASE II, RECONSTRUCTION	0.0	RC		STP	2,160,003	737,883	0	0	0	2,160,003
									\$2,486,003	\$737,883	\$0	\$101,000	\$0	\$2,385,003

MPO: GRAND FORKS-EAST GRAND FORKS MPO
Fiscal Year: 2011

STIP for FY 2010-2013

Seq #	Route System	Project Number	Agency	Description	Miles	Program	Type of Work	Proposed Funds	Total	FHWA	AC	FTA	TH	Other
256	BB	TRF-0018-11A	EAST GRAND FORKS	SECT 5307: EAST GRAND FORKS DAR TRANSIT OPERATING ASSISTANCE	0.0	B9	OPERATE BUS	LF	68,000	0	0	0	0	68,000
257	BB	TRF-0018-11B	EAST GRAND FORKS	SECT 5307: EAST GRAND FORKS FIXED ROUTE TRANSIT OPERATING ASSISTANCE	0.0	B9	OPERATE BUS	FTA	225,000	0	0	71,000	0	154,000
258	BB	TRF-0018-11C	EAST GRAND FORKS	SECT 5307: EAST GRAND FORKS TRANSIT SHELTER	0.0	B9	BUS GRANT CAPITAL IMPROVEMENT	FTA	40,000	0	0	32,000	0	8,000
268	RR	60-00122	EAST GRAND FORKS	CENTRAL AVE, MSAS 112, E GRAND FORKS - INSTALL GATES	0.0	SR	RAILROAD SIGNALS	RRS	250,000	225,000	0	0	0	25,000
281	PED/BIKE	119-591-02	EAST GRAND FORKS	**SRTS IN** IN EAST GRAND FORKS - CONSTRUCTION OF SIDEWALK ON THE EAST SIDE OF BYGLAND RD	0.0	BT	PEDESTRIAN BIKE TRAIL	SRTS	163,160	163,160	0	0	0	0
282	CITY	119-591-03	EAST GRAND FORKS	**SRTS NI** IN EAST GRAND FORKS - DEVELOPMENT AND DELIVERY OF BIKE AND PEDESTRIAN EDUCATION MATERIALS	0.0	BT	PLANNING	SRTS	5,000	5,000	0	0	0	0
283	PED/BIKE	119-090-06	EAST GRAND FORKS	EAST GRAND FORKS PED/BIKE PATH CONNECTION, 5TH AVE NW UNDERPASS TO INTERSECTION 12TH ST NW & 8TH AVE NW	0.3	EN	PEDESTRIAN BIKE TRAIL	TEA	145,000	116,000	0	0	0	29,000
285	TH 2	6018-9090D	MNDOT	EAST GRAND FORKS, PIER MODIFICATION TO BR 9090, OVER RED RIVER, (ND IS LEAD) (TOTAL COST \$800,000; MN SHARE \$400,000; ND SHARE \$400,000)	0.0	AM	BRIDGE REPAIR	SF	400,000	0	0	0	400,000	0
292	TH 220	4511-17	MNDOT	0.14 MI N POLK CSAH 19 TO E JCT TH 1, RESURFACING	18.1	RS	MILL AND OVERLAY	STP	3,800,000	3,040,000	0	0	760,000	0
									\$5,096,160	\$3,549,160	\$0	\$103,000	\$1,160,000	\$284,000

MPO: GRAND FORKS-EAST GRAND FORKS MPO
Fiscal Year: 2012

STIP for FY 2010-2013

Seq #	Route System	Project Number	Agency	Description	Miles	Program	Type of Work	Proposed Funds	Total	FHWA	AC	FTA	TH	Other
299	BB	TRF-0018-12A	EAST GRAND FORKS	SECT 5307: EAST GRAND FORKS DAR TRANSIT OPERATING ASSISTANCE	0.0	B9	OPERATE BUS	LF	70,000	0	0	0	0	70,000
300	BB	TRF-0018-12B	EAST GRAND FORKS	SECT 5307: EAST GRAND FORKS FIXED ROUTE TRANSIT OPERATING ASSISTANCE	0.0	B9	OPERATE BUS	FTA	230,000	0	0	73,000	0	157,000
301	BB	TRF-0018-12C	EAST GRAND FORKS	SECT 5307: EAST GRAND FORKS TRANSIT - PURCHASE 1 BUS (CLASS 500)	0.0	B9	PURCHASE BUS	FTA	135,450	0	0	112,500	0	22,950
324	PED/BIKE	119-120-09	EAST GRAND FORKS	EAST GRAND FORKS - SIDEWALK CONNECTION ACROSS USTH 2 FOR PED/BIKE TRAIL	0.8	EN	PEDESTRIAN BIKE TRAIL	TEA	147,000	90,000	0	0	0	57,000
									\$582,450	\$90,000	\$0	\$185,500	\$0	\$306,950

MPO: GRAND FORKS-EAST GRAND FORKS MPO
Fiscal Year: 2013

STIP for FY 2010-2013

Seq #	Route System	Project Number	Agency	Description	Miles	Program	Type of Work	Proposed Funds	Total	FHWA	AC	FTA	TH	Other
342	BB	TRF-0018-13A	EAST GRAND FORKS	SECT 5307: EAST GRAND FORKS DAR TRANSIT OPERATING ASSISTANCE	0.0	B9	OPERATE BUS	LF	72,000	0	0	0	0	72,000
343	BB	TRF-0018-13B	EAST GRAND FORKS	SECT 5307: EAST GRAND FORKS FIXED ROUTE TRANSIT OPERATING ASSISTANCE	0.0	B9	OPERATE BUS	FTA	235,000	0	0	75,000	0	160,000
344	BB	TRF-0018-13C	EAST GRAND FORKS	SECT 5307: EAST GRAND FORKS TRANSIT - PURCHASE 1 BUS (CLASS 700)	0.0	B9	PURCHASE BUS	FTA	40,000	0	0	32,000	0	8,000
365	PED/BIKE	119-010-05	EAST GRAND FORKS	EAST GRAND FORKS - MULTIPURPOSE TRAIL ON W SIDE OF TH 220 FOR PED/BIKE TRAIL	0.9	EN	PEDESTRIAN BIKE TRAIL	TEA	255,340	204,272	0	0	0	51,068
									\$602,340	\$204,272	\$0	\$107,000	\$0	\$291,068

MPO: ST CLOUD AREA PLANNING ORGANIZATION**Fiscal Year: 2010****STIP for FY 2010-2013**

Seq #	Route System	Project Number	Agency	Description	Miles	Program	Type of Work	Proposed Funds	Total	FHWA	AC	FTA	TH	Other
382	BB	TRF-0048-10A	METRO BUS	SECT 5307: DIAL A RIDE TRANSIT SERVICE OPERATING ASSISTANCE	0.0	B9	OPERATE BUS	LF	2,450,000	0	0	0	0	2,450,000
383	BB	TRF-0048-10B	METRO BUS	SECT 5307: FIXED ROUTE TRANSIT SERVICE OPERATING ASSISTANCE	0.0	B9	OPERATE BUS	FTA	7,046,143	0	0	746,143	0	6,300,000
384	BB	TRF-0048-10D	METRO BUS	SECT 5307: TRANSIT CAPITAL PURCHASES, OFFICE EQUIPMENT & COMPUTERS	0.0	B9	BUS GRANT CAPITAL IMPROVEMENT	FTA	25,000	0	0	20,000	0	5,000
385	BB	TRF-0048-10E	METRO BUS	SECT 5307: TRANSIT CAPITAL PURCHASES, MAINTENANCE TOOLS & EQUIPMENT	0.0	B9	BUS GRANT CAPITAL IMPROVEMENT	FTA	10,000	0	0	8,000	0	2,000
386	BB	TRF-0048-10F	METRO BUS	SECT 5307: TRANSIT CAPITALIZED PREVENTIVE MAINTENANCE	0.0	B9	BUS GRANT CAPITAL IMPROVEMENT	FTA	1,326,619	0	0	1,061,295	0	265,324
387	BB	TRF-0048-10M	METRO BUS	SECT 5307:TROLLEY LEASE	0.0	B9	BUS GRANT CAPITAL IMPROVEMENT	FTA	37,513	0	0	30,010	0	7,503
388	BB	TRF-0048-10NS	METRO BUS	SECT 5309:OPERATING ASSISTANCE NORTHSTAR PHASE II COMMUTER BUS	0.0	B3	OPERATE BUS	FTA	500,000	0	0	100,000	0	400,000
389	BB	TRF-0048-10NSA	METRO BUS	SECT 5309:PURCHASE 3 COMMUTER COACH BUSES, NORTHSTAR PHASE II	0.0	B3	BUS GRANT CAPITAL IMPROVEMENT	FTA	500,000	0	0	400,000	0	100,000
390	BB	TRF-0048-10NSB	METRO BUS	SECT 5309:COMMUTER BUS PARK & RIDE LOT FACILITIES, NORTHSTAR PHASE II	0.0	B3	BUS GRANT CAPITAL IMPROVEMENT	FTA	1,000,000	0	0	800,000	0	200,000
391	BB	TRF-0048-10T	METRO BUS	SECTION 5309: THREE SMALL TRANSIT BUSES (ORIGINAL PROJECT, 12 SMALL BUSES, NINE FUNDED WITH ARRA FUNDS)	0.0	B3	PURCHASE BUS	STP	400,000	0	0	0	0	400,000
392	BB	TRF-0048-10Z	METRO BUS	SECT 5309: GREATER MN TRANSIT ALLOCATION FOR CNG GARAGE RENOVATION AND EXPANSION OF OPERATIONS CENTER	0.0	B3	BUS GRANT CAPITAL IMPROVEMENT	FTA	1,312,500	0	0	1,050,000	0	262,500
399	BB	TRS-0048-10T	MNDOT	ST CLOUD . PURCHASE 3 SMALL BUSES	0.0	TR	PURCHASE BUS	STP	400,000	320,000	0	0	80,000	0
400	BB	TRS-0048-10V	METRO BUS	SECTION 5307: BUS SHELTER TRANSIT AMENITY PROGRAM	0.0	TR	BUS GRANT CAPITAL IMPROVEMENT	STP	312,000	249,600	0	0	0	62,400

MPO: ST CLOUD AREA PLANNING ORGANIZATION
Fiscal Year: 2010

STIP for FY 2010-2013

Seq #	Route System	Project Number	Agency	Description	Miles	Program	Type of Work	Proposed Funds	Total	FHWA	AC	FTA	TH	Other
416	LOCAL 999	73-030-02	STEARNS COUNTY	**MN162** CONDUCT SCOPING, PREPARE ENVIRONMENTAL DOCUMENTATION, DESIGN, & OFFICIAL MAPPING FOR OPPORTUNITY DRIVE CORRIDOR, I-94 TO CSAH 7 IN ST. AUGUSTA	0.0	PL	PLANNING	HPP	172,800	140,758	0	0	0	32,042
419	CR 134	73-596-06A	STEARNS COUNTY	**MN213** CONSTRUCTION OF STEARNS CR 134 REALIGNMENT TO CSAH 138 TO INCLUDE 4 LANE DIVIDED URBAN SECTION FROM WEST OAKS DR TO S OF KNIGHTS OF COLUMBUS PARK & EXPANSION OF STEARNS CSAH 4 TO 6 LANES, ROLLING RIDGE RD TO STEARNS CSAH 138	3.5	MC	GRADE,SURFACE & BRIDGE	HPP	2,249,750	1,799,800	0	0	0	449,950
420	CR 134	73-596-06B	STEARNS COUNTY	**MN116** CONSTRUCTION OF STEARNS CR 134 REALIGNMENT TO CSAH 138 TO INCLUDE 4 LANE DIVIDED URBAN SECTION, WEST OAKS DR TO S OF KNIGHTS OF COLUMBUS PARK & EXPANSION OF STEARNS CSAH 4 TO 6 LANES, ROLLING RIDGE RD TO STEARNS CSAH 138	3.5	MC	GRADE,SURFACE & BRIDGE	HPP STP	1,799,800	1,439,840	0	0	0	359,960
421	CR 134	73-596-06C	STEARNS COUNTY	**MN228** CONSTRUCTION OF STEARNS CR 134 REALIGNMENT TO CSAH 138 TO INCLUDE 4 LANE DIVIDED URBAN SECTION, WEST OAKS DR TO S OF KNIGHTS OF COLUMBUS PARK & EXPANSION OF STEARNS CSAH 4 TO 6 LANES, ROLLING RIDGE RD TO STEARNS CSAH 138	3.5	MC	GRADE,SURFACE & BRIDGE	HPP	1,170,450	936,360	0	0	0	234,090
422	CSAH 1	73-601-45AC3	STEARNS COUNTY	**MN131** SAUK RAPIDS BRIDGE APPROACH WORK IN SAUK RAPIDS & ST. CLOUD (AC PAYBACK, 3 OF 3)	0.0	BR	BRIDGE REPLACEMENT	STP	474,810	474,810	0	0	0	0
423	CR 134	73-604-25	STEARNS COUNTY	**MN228** CONSTRUCTION OF STEARNS CR 134 REALIGNMENT TO CSAH 138 TO INCLUDE 4 LANE DIVIDED URBAN SECTION, WEST OAKS DR TO S OF KNIGHTS OF COLUMBUS PARK & EXPANSION OF STEARNS CSAH 4 TO 6 LANES, ROLLING RIDGE RD TO STEARNS CSAH 138 (AC PROJECT, PAYBACK IN	4.0	RC	GRADE,SURFACE & BRIDGE	HPP	7,159,130	2,297,222	3,893,670	0	0	4,861,908
425	LOCAL 999	73-684-03	STEARNS COUNTY	**MN162** PREPARE AN ENVIRONMENTAL IMPACT STATEMENT & FILE AN OFFICIAL MAP FOR A PROPOSED NEW ROADWAY ALIGNMENT S & W OF THE CITY OF WAITE PARK, EXTENDING W OF TH 15 & 33RD ST S TO STEARNS CSAH 4 & CSAH 133	0.0	PL	PLANNING	HPP	450,000	325,382	0	0	0	124,618
426	LOCAL 999	73-738-02	STEARNS COUNTY	**MN162** CONDUCT SCOPING, PREPARE ENVIRONMENTAL ASSESSMENT & OFFICIAL MAP FOR PROPOSED NEW SAUK RIVER CROSSING BETWEEN 10TH AVE N & 28TH AVE S IN CITIES OF WAITE PARK & ST. CLOUD	0.0	PL	PLANNING	HPP	300,000	229,796	0	0	0	70,204
427	CR 134	73-738-04	STEARNS COUNTY	**MN168** RIGHT-OF-WAY FOR STEARNS CO RD 134 REALIGNMENT TO CSAH 138 TO INCLUDE 4 LANE DIVIDED URBAN SECTION, WEST OAKS DR TO S OF KNIGHTS OF COLUMBUS PARK & EXPANSION OF STEARNS CSAH 4 TO 6 LANES, ROLLING RIDGE RD TO STEARNS CSAH 138	3.5	RW	RIGHT OF WAY	HPP	4,345,000	2,879,681	0	0	0	1,465,319

MPO: ST CLOUD AREA PLANNING ORGANIZATION
Fiscal Year: 2010
STIP for FY 2010-2013

Seq #	Route System	Project Number	Agency	Description	Miles	Program	Type of Work	Proposed Funds	Total	FHWA	AC	FTA	TH	Other
444	CR 65	162-020-25	ST CLOUD	**MN162** CONDUCT SCOPING, PREPARE ENVIRONMENTAL DOCUMENTATION, DESIGN, AND OFFICIAL MAPPING FOR CSAH 7 CORRIDOR	0.0	PL	W8000 - PLANNING	HPP	250,000	184,414	0	0	0	65,586
445	MSAS 101	162-101-12	ST CLOUD	**MN122** 10ST ST, EXPAND UNIVERSITY BR 73540 TO 4-LANE, 5TH AVE TO 1ST AVE (AC PROJECT, PAYBACK IN 2012-2013)	0.6	BR	WIDEN AND REDECK	HPP STP	4,496,108	719,921	1,094,904	0	0	3,776,187
446	CITY	162-591-03	ST CLOUD	**SRTS IN** ST CLOUD - CONSTRUCT SIDEWALK ADDITIONS & CROSSWALK IMPROVEMENTS NEAR WESTWOOD ELEMENTARY, ST CLOUD (2009 SOLICITATION)	0.0	BT	PED/BIKE IMPROVEMENT	SRTS	170,000	170,000	0	0	0	0
447	CITY	162-591-04	ST CLOUD	**SRTS IN** ST CLOUD - EDUCATION & ENFORCEMENT NEAR WESTWOOD ELEMENTARY, ST CLOUD (2009 SOLICITATION)	0.0	PL	PLANNING	SRTS	5,000	5,000	0	0	0	0
452	LOCAL 999	233-070-01	ST JOSEPH	**MN162** CONDUCT TIER 1 ENVIRONMENTAL DOCUMENTATION FOR SAINT JOSEPH N CORRIDOR, CO RD 133 TO CSAH 3	0.0	PL	PLANNING	HPP	200,000	159,796	0	0	0	40,204
454	TH 10	0502-99	ST CLOUD	UPGRADE RR CROSSING W. OF ST. GERMAIN ST IN ST. CLOUD	0.0	SC	RAILROAD SIGNALS	SF	206,460	0	0	0	206,460	0
455	TH 10	0502-104	MN/DOT	**ELLA** BENTON CO RD 40 (HALF WAY CROSSING) TO BEGINNING OF CONCRETE NEAR BENTON CSAH 4 IN WATAB, MICROSURFACE	19.3	RS	PM MINOR CPR	SF	1,163,894	0	0	0	1,163,894	0
456	TH 10	7103-51	MN/DOT	700 FT W OF 15TH AVE SE IN ST CLOUD TO 0.2 MI E OF JCT TH 24 NEAR CLEAR LAKE (WB), RECONSTRUCTION, INCL INTERSECTIONS AT 15TH & TH 24	10.5	RC	UNBONDED CONCRETE OVERLAY	BF SF	16,920,000	0	0	0	500,000	16,420,000
459	TH 15	7303-47	MN/DOT	0.9 MI S TO END OF 4-LANE S OF I-94 TO 0.18 MI N OF JCT TH 23, MILL & OVERLAY INCL SHOULDER PAVING (NB & SB)	7.2	RS	MILL AND OVERLAY	STP	2,600,000	2,080,000	0	0	520,000	0
462	TH 23	7306-93AC	MN/DOT	RECONSTRUCT, WASHINGTON MEMORIAL DR TO W END OF BR 6748 (DESOTO BRIDGE) IN ST CLOUD, REPLACE BR 9086 (LAKE GEORGE BRIDGE) OVER 10TH AVE, RECONSTRUCT INTERCHANGE/ROADWAY, & REPLACE PAVEMENT (AC PAYBACK, 1 of 1)	2.2	BR	GRADE,SURFACE & BRIDGE	NHS	6,539,591	6,539,591	0	0	0	0
									\$65,992,568	\$20,951,971	\$4,988,574	\$4,215,448	\$2,470,354	\$38,354,795

MPO: ST CLOUD AREA PLANNING ORGANIZATION**Fiscal Year: 2011****STIP for FY 2010-2013**

Seq #	Route System	Project Number	Agency	Description	Miles	Program	Type of Work	Proposed Funds	Total	FHWA	AC	FTA	TH	Other
488	BB	TRF-0048-11A	METRO BUS	SECT 5307: DIAL A RIDE TRANSIT SERVICE OPERATING ASSISTANCE	0.0	B9	OPERATE BUS	LF	2,800,000	0	0	0	0	2,600,000
489	BB	TRF-0048-11B	METRO BUS	SECT 5307: FIXED ROUTE TRANSIT SERVICE OPERATING ASSISTANCE	0.0	B9	OPERATE BUS	FTA	7,370,143	0	0	746,143	0	6,624,000
490	BB	TRF-0048-11D	METRO BUS	SECT 5307: TRANSIT CAPITAL PURCHASES, OFFICE EQUIPMENT & COMPUTERS	0.0	B9	BUS GRANT CAPITAL IMPROVEMENT	FTA	35,000	0	0	28,000	0	7,000
491	BB	TRF-0048-11E	METRO BUS	SECT 5307: TRANSIT CAPITAL PURCHASES, MAINTENANCE TOOLS & EQUIPMENT	0.0	B9	BUS GRANT CAPITAL IMPROVEMENT	FTA	10,000	0	0	8,000	0	2,000
492	BB	TRF-0048-11F	METRO BUS	SECT 5307: TRANSIT CAPITALIZED PREVENTIVE MAINTENANCE	0.0	B9	BUS GRANT CAPITAL IMPROVEMENT	FTA	1,469,040	0	0	1,175,232	0	293,808
493	BB	TRF-0048-11NS	METRO BUS	OPERATING ASSISTANCE NORTHSTAR PHASE II COMMUTER BUS	0.0	B9	OPERATE BUS	FTA	500,000	0	0	100,000	0	400,000
494	BB	TRF-0048-11S	METRO BUS	SECT 5309: TRANSIT CAPITAL PURCHASES, TRANSIT CENTER RELOCATION	0.0	B3	BUS GRANT CAPITAL IMPROVEMENT	FTA	2,500,000	0	0	2,000,000	0	500,000
495	BB	TRF-0048-11W	METRO BUS	SECT 5307: TRANSIT CAPITAL PURCHASES, ITS PROJECTS	0.0	B9	BUS GRANT CAPITAL IMPROVEMENT	FTA	25,000	0	0	20,000	0	5,000
520	CSAH 75	73-070-03	STEARNS COUNTY	TRAFFIC SIGNAL CHANNELIZATION & ELIMINATION OF LEFT TURN AT CSAH 75 AND 37TH AVE	0.0	SH	GRADE AND SURFACE	HSIP	500,000	450,000	0	0	0	50,000
522	CR 134	73-604-25AC1	STEARNS COUNTY	**MN228** CONSTRUCTION OF STEARNS CO RD 134 REALIGNMENT TO CSAH 138 TO INCLUDE 4 LANE DIVIDED URBAN SECTION, WEST OAKS DR TO S OF KNIGHTS OF COLUMBUS PARK & EXPANSION OF STEARNS CSAH 4 TO 6 LANES, ROLLING RIDGE RD TO STEARNS CSAH 138 (AC PAYBACK 1 OF 3)	4.0	RC	GRADE, SURFACE & BRIDGE	HPP STP	378,473	378,473	0	0	0	0
529	PED/BIKE	162-090-05	ST CLOUD	EXTEND BEAVER ISLAND BIKE/PED TRAIL, ST CLOUD CIVIC CENTER TO HESTER PARK ALONG MISSISSIPPI RIVER IN ST CLOUD	0.9	EN	PEDESTRIAN BIKE TRAIL	TEA	3,050,000	493,465	0	0	0	2,556,535
530	TH 10	0502-101	MN/DOT	REPLACE TYPE A & OVERHEAD SIGNS BETWEEN LITTLE FALLS & ST CLOUD	37.8	SC	SIGNING	STP	150,000	120,000	0	0	30,000	0
534	TH 23	7306-95	MNDOT	N JCT TH 15 TO 19 1/2 ST IN ST CLOUD (EB & WB), MILL & OVERLAY	1.1	RS	MILL AND OVERLAY	NHS	1,086,824	869,459	0	0	217,365	0

MPO: ST CLOUD AREA PLANNING ORGANIZATION
Fiscal Year: 2011

STIP for FY 2010-2013

Seq #	Route System	Project Number	Agency	Description	Miles	Program	Type of Work	Proposed Funds	Total	FHWA	AC	FTA	TH	Other
539	I 94	7380-220	MN/DOT	REPLACE TYPE C & D SIGNS FROM TH 15 TO WRIGHT/HENNEPIN CO LINE	38.5	SC	SIGNING	IM	500,000	450,000	0	0	50,000	0
540	I 94	7380-221	MN/DOT	REPLACE TYPE A & OVERHEAD SIGNS, DOUGLAS/TODD CO LINE TO WRIGHT/HENNEPIN CO LINE	90.7	SC	SIGNING	IM	350,000	315,000	0	0	35,000	0
542	I 94	7380-235	MNDOT	INSTALL INTERCHANGE LIGHTING AT I-94/STEARNS CSAH 2 IN STEARNS CO	0.0	SH	LIGHTING	HSIP	388,889	350,000	0	0	38,889	0
548	TH 999	8823-106	MNDOT	UPGRADE GUARDRAIL END TREATMENTS AT VARIOUS LOCATIONS IN DISTRICT	0.0	SC	GUARD RAIL	STP	200,000	160,000	0	0	40,000	0
549	TH 999	8823-145	MNDOT	DISTRICTWIDE INTERSECTION LIGHTING AT VARIOUS TRUNK HIGHWAY/TRUNK HIGHWAY INTERSECTIONS	0.0	SH	LIGHTING	HSIP	466,667	420,000	0	0	46,667	0
550	TH 999	8823-146	MNDOT	DISTRICTWIDE CHEVRON/SIGNING UPGRADE	0.0	SH	SIGNING	HSIP	133,333	120,000	0	0	13,333	0
551	TH 999	8823-147	MNDOT	DISTRICTWIDE SETASIDE - RUMBLE STRIPS	0.0	SH	MISCELLANEOUS	HSIP	255,555	230,000	0	0	25,555	0
552	TH 999	8803-RW-11	MNDOT	DISTRICTWIDE SET ASIDES - RIGHT-OF-WAY - 2011	0.0	RW	RIGHT OF WAY	SF	1,650,000	0	0	0	1,650,000	0
553	TH 999	8803-SAS-11	MNDOT	DISTRICTWIDE SET ASIDES - 2011	0.0	CA	MISCELLANEOUS	SF	11,880,000	0	0	0	11,880,000	0
554	LOCAL 999	8803-SHL-11	MNDOT	DISTRICTWIDE SET ASIDES - HIGHWAY SAFETY IMPROVEMENT PROGRAM - 2011	0.0	SH	SAFETY TARGET	HSIP	1,266,746	1,140,071	0	0	0	126,675
									\$36,765,670	\$5,496,468	\$0	\$4,077,375	\$14,026,809	\$13,165,018

MPO: ST CLOUD AREA PLANNING ORGANIZATION
Fiscal Year: 2012
STIP for FY 2010-2013

Seq #	Route System	Project Number	Agency	Description	Miles	Program	Type of Work	Proposed Funds	Total	FHWA	AC	FTA	TH	Other
556	BB	TRF-0048-12A	METRO BUS	SECT 5307: DIAL A RIDE TRANSIT SERVICE OPERATING ASSISTANCE	0.0	B9	OPERATE BUS	LF	2,700,000	0	0	0	0	2,700,000
557	BB	TRF-0048-12B	METRO BUS	SECT 5307: FIXED ROUTE TRANSIT SERVICE OPERATING ASSISTANCE	0.0	B9	OPERATE BUS	FTA	7,787,143	0	0	746,143	0	7,041,000
558	BB	TRF-0048-12D	METRO BUS	SECT 5307: TRANSIT CAPITAL PURCHASES, OFFICE EQUIPMENT & COMPUTERS	0.0	B9	BUS GRANT CAPITAL IMPROVEMENT	FTA	25,000	0	0	20,000	0	5,000
559	BB	TRF-0048-12E	METRO BUS	SECT 5307: TRANSIT CAPITAL PURCHASES, MAINTENANCE TOOLS & EQUIPMENT	0.0	B9	BUS GRANT CAPITAL IMPROVEMENT	FTA	10,000	0	0	8,000	0	2,000
560	BB	TRF-0048-12F	METRO BUS	SECT 5307: TRANSIT CAPITALIZED PREVENTIVE MAINTENANCE	0.0	B9	BUS GRANT CAPITAL IMPROVEMENT	FTA	1,250,023	0	0	1,000,018	0	250,005
561	BB	TRF-0048-12L	METRO BUS	SECT 5309: TRANSIT CAPITAL PURCHASES, OPERATIONS CENTER STORAGE ADDITION IMPROVEMENTS	0.0	B3	BUS GRANT CAPITAL IMPROVEMENT	FTA	1,000,000	0	0	800,000	0	200,000
562	BB	TRF-0048-12NS	METRO BUS	OPERATING ASSISTANCE NORTHSTAR PHASE II COMMUTER BUS	0.0	B9	OPERATE BUS	FTA	500,000	0	0	100,000	0	400,000
563	BB	TRF-0048-12O	METRO BUS	SECT 5307: TRANSIT CAPITAL PURCHASES, PURCHASE 2 SMALL BUSES	0.0	B9	BUS GRANT CAPITAL IMPROVEMENT	FTA	280,000	0	0	224,000	0	56,000
564	BB	TRF-0048-12V	METRO BUS	SECT 5307: TRANSIT CAPITAL PURCHASES, BUS SHELTER TRANSIT AMENITY PROGRAM	0.0	B9	BUS GRANT CAPITAL IMPROVEMENT	FTA	30,000	0	0	24,000	0	6,000
565	BB	TRF-0048-12W	METRO BUS	SECT 5307: TRANSIT CAPITAL PURCHASE, ITS PROJECTS	0.0	B9	BUS GRANT CAPITAL IMPROVEMENT	FTA	25,000	0	0	20,000	0	5,000
566	BB	TRF-0048-12X	METRO BUS	SECT 5309: TRANSIT CAPITAL PURCHASE, CNG FUELING STATION	0.0	B3	PURCHASE BUS	FTA	1,500,000	0	0	1,200,000	0	300,000
579	CSAH 999	05-030-01	BENTON COUNTY	SAFETY & GEOMETRIC IMPROVEMENTS AT 5 INTERSECTIONS: BENTON CSAH 1 & CSAH 29, CSAH 1 & CSAH 4, CSAH 5 & CSAH 6, CSAH 6 & TH 23, & CSAH 4 & CSAH 6	0.0	SC	TURN LANES	STP	202,000	161,600	0	0	0	40,400

MPO: ST CLOUD AREA PLANNING ORGANIZATION
Fiscal Year: 2012

STIP for FY 2010-2013

Seq #	Route System	Project Number	Agency	Description	Miles	Program	Type of Work	Proposed Funds	Total	FHWA	AC	FTA	TH	Other
588	CR 134	73-604-25AC2	STEARNS COUNTY	**MN228** CONSTRUCTION OF STEARNS CO RD 134 REALIGNMENT TO CSAH 138 TO INCLUDE 4 LANE DIVIDED URBAN SECTION, WEST OAKS DR TO S OF KNIGHTS OF COLUMBUS PARK & EXPANSION OF STEARNS CSAH 4 TO 6 LANES, ROLLING RIDGE RD TO STEARNS CSAH 138 (AC PAYBACK 2 OF 3)	4.0	RC	GRADE, SURFACE & BRIDGE	HPP STP	2,485,104	2,485,104	0	0	0	0
589	MSAS 101	162-101-12AC1	ST CLOUD	**MN122** 10ST ST, EXPAND UNIVERSITY BR 73540 TO 4-LANE, 5TH AVE TO 1ST AVE (PAYBACK 1 OF 2)	0.6	BR	WIDEN AND REDECK	STP	225,972	225,972	0	0	0	0
590	TH 10	0502-103	MNDOT	**ELLA** 0.2 MI S OF CR 33 TO 0.2 MI W OF RR CROSSING IN ST CLOUD (EBL&WBL) DIAMOND GRIND RDWY SURFACE	5.3	RD	CONCRETE PVMNT SURF PLNG	SF	1,043,057	0	0	0	1,043,057	0
592	TH 23	0503-75	MNDOT	**ELLA** JCT TH 95 E OF ST CLOUD TO JCT TH 25 IN FOLEY, CONSTRUCT 4-LANE (AC PROJECT, PAYBACK IN 2013)	10.8	MC	GRADE, SURFACE & BRIDGE	NHS	19,870,000	14,166,000	8,650,000	0	5,704,000	0
603	TH 999	8803-RW-12	MNDOT	DISTRICTWIDE SET ASIDES - RIGHT-OF-WAY - 2012	0.0	RW	RIGHT OF WAY	SF	6,775,000	0	0	0	6,775,000	0
604	LOCAL 999	8803-SHL-12	MNDOT	DISTRICTWIDE SET ASIDES - HIGHWAY SAFETY IMPROVEMENT PROGRAM - 2012	0.0	SH	SAFETY TARGET	HSIP	2,078,431	1,870,588	0	0	0	207,843
605	TH 999	8803-SAS-12	MNDOT	DISTRICTWIDE SET ASIDES - 2012	0.0	CA	MISCELLANEOUS	SF	12,630,000	0	0	0	12,630,000	0
									\$60,416,730	\$18,909,264	\$8,650,000	\$4,142,161	\$26,152,057	\$11,213,248

MPO: ST CLOUD AREA PLANNING ORGANIZATION
Fiscal Year: 2013
STIP for FY 2010-2013

Seq #	Route System	Project Number	Agency	Description	Miles	Program	Type of Work	Proposed Funds	Total	FHWA	AC	FTA	TH	Other
607	BB	TRF-0048-013	METRO BUS	SECT 5309: ST CLOUD TRANSIT CAPITAL PURCHASES, 18 LARGE BUSES	0.0	B3	PURCHASE BUS	FTA	8,100,000	0	0	6,480,000	0	1,620,000
608	BB	TRF-0048-13A	METRO BUS	SECT 5307: DIAL A RIDE TRANSIT SERVICE OPERATING ASSISTANCE	0.0	B9	OPERATE BUS	LF	2,800,000	0	0	0	0	2,800,000
609	BB	TRF-0048-13B	METRO BUS	SECT 5307: FIXED ROUTE RANSIT SERVICE OPERATING ASSISTANCE	0.0	B9	OPERATE BUS	FTA	8,380,143	0	0	746,143	0	7,634,000
610	BB	TRF-0048-13D	METRO BUS	SECT 5307: TRANSIT CAPITAL PURCHASES, OFFICE EQUIPMENT & COMPUTERS	0.0	B9	BUS GRANT CAPITAL IMPROVEMENT	FTA	25,000	0	0	20,000	0	5,000
611	BB	TRF-0048-13E	METRO BUS	SECT 5307: TRANSIT CAPITAL PURCHASES, MAINTENANCE TOOLS & EQUIPMENT	0.0	B9	BUS GRANT CAPITAL IMPROVEMENT	FTA	10,000	0	0	8,000	0	2,000
612	BB	TRF-0048-13F	METRO BUS	SECT 5307: TRANSIT CAPITALIZED PREVENTIVE MAINTENANCE	0.0	B9	BUS GRANT CAPITAL IMPROVEMENT	FTA	1,397,224	0	0	1,117,779	0	279,445
613	BB	TRF-0048-13NS	METRO BUS	SECT 5309: TRANSIT OPERATING ASSISTANCE, NORTHSTAR PHASE II COMMUTER BUS	0.0	B3	OPERATE BUS	FTA	500,000	0	0	100,000	0	400,000
614	BB	TRF-0048-13O	METRO BUS	SECT 5307: TRANSIT CAPITAL PURCHASES, 2 SMALL BUSES	0.0	B9	BUS GRANT CAPITAL IMPROVEMENT	FTA	280,000	0	0	224,000	0	56,000
615	BB	TRF-0048-13V	METRO BUS	SECT 5307: TRANSIT CAPITAL PURCHASES, BUS SHELTER AMENITY PROGRAM	0.0	B9	BUS GRANT CAPITAL IMPROVEMENT	FTA	20,000	0	0	16,000	0	4,000
616	BB	TRF-0048-13W	METRO BUS	SECT 5307: TRANSIT CAPITAL PURCHASES, ITS PROJECTS	0.0	B9	BUS GRANT CAPITAL IMPROVEMENT	FTA	25,000	0	0	20,000	0	5,000
634	CR 134	73-604-25AC3	STEARNS COUNTY	**MN228** CONSTRUCTION OF STEARNS CO RD 134 REALIGNMENT TO CSAH 138 TO INCLUDE 4 LANE DIVIDED URBAN SECTION, WEST OAKS DR TO S OF KNIGHTS OF COLUMBUS PARK & EXPANSION OF STEARNS CSAH 4 TO 6 LANES, ROLLING RIDGE RD TO STEARNS CSAH 138 (AC PAYBACK 3 OF 3)	4.0	RC	GRADE,SURFACE & BRIDGE	HPP STP	1,030,093	1,030,093	0	0	0	0
639	MSAS 101	162-101-12AC2	ST CLOUD	**MN122** 10ST ST, EXPAND UNIVERSITY BR 73540 TO 4-LANE, 5TH AVE TO 1ST AVE (PAYBACK 2 OF 2)	0.6	BR	WIDEN AND REDECK	STP	868,932	868,932	0	0	0	0
642	TH 23	0503-75AC	MNDOT	JCT TH 95 E OF ST CLOUD TO JCT TH 25 IN FOLEY, CONSTRUCT 4 LANE (AC PAYBACK, 1 of 1)	10.8	MC	GRADE,SURFACE & BRIDGE	NHS	8,650,000	8,650,000	0	0	0	0

MPO: ST CLOUD AREA PLANNING ORGANIZATION
Fiscal Year: 2013

STIP for FY 2010-2013

Seq #	Route System	Project Number	Agency	Description	Miles	Program	Type of Work	Proposed Funds	Total	FHWA	AC	FTA	TH	Other
645	TH 999	8823-139	MNDOT	DISTRICTWIDE ADA SIGNAL UPGRADE PROJECT	0.0	SC	TRAFFIC SIGNAL REVISION	SF	500,000	0	0	0	500,000	0
647	TH 999	8803-RW-13	MNDOT	DISTRICTWIDE SET ASIDES - RIGHT-OF-WAY (MAJOR PROJECTS) - 2013	0.0	RW	RIGHT OF WAY	SF	11,800,000	0	0	0	11,800,000	0
648	TH 999	8803-SAS-13	MNDOT	DISTRICTWIDE SET ASIDES - 2013	0.0	CA	MISCELLANEOUS	SF	11,930,000	0	0	0	11,930,000	0
649	LOCAL 999	8803-SHL-13	MNDOT	DISTRICTWIDE SET ASIDES - HIGHWAY SAFETY IMPROVEMENT PROGRAM - 2013	0.0	SH	SAFETY TARGET	HSIP	2,078,431	1,870,588	0	0	0	207,843
650	TH 999	8803-SHS-13	MNDOT	DISTRICTWIDE SETASIDES - DISTRICT 3 HSIP SHARE - 2013	0.0	SH	SAFETY TARGET	HSIP	1,244,444	1,120,000	0	0	124,444	0
									\$59,639,267	\$13,539,613	\$0	\$8,731,922	\$24,354,444	\$13,013,288

MPO: FARGO-MOORHEAD COUNCIL OF GOVERNMENTS
Fiscal Year: 2010

STIP for FY 2010-2013

Seq #	Route System	Project Number	Agency	Description	Miles	Program	Type of Work	Proposed Funds	Total	FHWA	AC	FTA	TH	Other
651	BB	TRF-0007-10	MNDOT	SECT 5311: CITY OF BENSON TRANSIT OPERATING ASSISTANCE	0.0	OB	OPERATE BUS	FTA	193,125	0	0	150,000	0	43,125
652	BB	TRF-0034-10A	MOORHEAD	SECT 5307: MOORHEAD DIAL-A-RIDE TRANSIT OPERATING ASSISTANCE	0.0	B9	OPERATE BUS	FTA	289,700	0	0	0	0	289,700
653	BB	TRF-0034-10B	MOORHEAD	SECT 5307: MOORHEAD PLANNING ASSISTANCE	0.0	B9	PLANNING	FTA	19,337	0	0	16,050	0	3,287
654	BB	TRF-0034-10C	MOORHEAD	SECT 5307: MOORHEAD PREVENTIVE MAINTENANCE	0.0	B9	PREVENTIVE MAINTENANCE	FTA	60,000	0	0	49,800	0	10,200
655	BB	TRF-0034-10D	MOORHEAD	SECT 5307: CITY OF MOORHEAD RR TRANSIT OPERATING ASSISTANCE	0.0	B9	OPERATE BUS	FTA	1,774,450	0	0	1,419,560	0	354,890
656	BB	TRF-0035-10	MNDOT	SECT 5311: CITY OF MORRIS TRANSIT OPERATING ASSISTANCE	0.0	OB	OPERATE BUS	FTA	419,210	0	0	325,600	0	93,610
657	BB	TRF-1131-10	MNDOT	SECT 5311: PRODUCTIVE ALTERNATIVES TRANSIT OPERATING ASSISTANCE	0.0	OB	OPERATE BUS	FTA	766,320	0	0	632,400	0	133,920
658	BB	TRF-2490-10	MNDOT	SECT 5311: MAHNOMEN CO TRANSIT OPERATING ASSISTANCE	0.0	OB	OPERATE BUS	FTA	199,820	0	0	164,900	0	34,920
659	BB	TRF-3291-10	MNDOT	SECT 5311: CLAY COUNTY TRANSIT OPERATING ASSISTANCE	0.0	OB	OPERATE BUS	FTA	120,000	0	0	102,000	0	18,000
660	BB	TRF-7067-10	MNDOT	SECT 5311: RAINBOW RIDER TRANSIT OPERATING ASSISTANCE	0.0	OB	OPERATE BUS	FTA	1,293,680	0	0	1,067,060	0	226,620
661	BB	TRF-7318-10	MNDOT	SECT 5311: BECKER CO TRANSIT OPERATING ASSISTANCE	0.0	OB	OPERATE BUS	FTA	353,290	0	0	291,550	0	61,740
662	BB	TRF-8830-10	MNDOT	SECT 5311: GRANT CO TRANSIT OPERATING ASSISTANCE	0.0	OB	OPERATE BUS	FTA	154,500	0	0	127,500	0	27,000
679	TH 10	1401-137	MNDOT	TH 75 TO E LIMITS OF DILWORTH, MILLING & BITUMINOUS SURFACING (EB & WB) (INCLUDES CITY OF DILWORTH)	2.6	RS	MILL AND OVERLAY	STP	4,358,500	3,486,800	0	0	871,700	0
681	194	1480-142	MNDOT	TH 336 TO DOWNER (WB LANES ONLY), UNBONDED OVERLAY (AC PROJECT, PAYBACK IN 2011)	9.9	RC	UNBONDED CONCRETE OVERLAY	IM	7,780,600	6,822,540	1,800,000	0	958,060	0
									\$17,782,532	\$10,309,340	\$1,800,000	\$4,346,420	\$1,829,760	\$1,297,012

MPO: FARGO-MOORHEAD COUNCIL OF GOVERNMENTS
Fiscal Year: 2011

STIP for FY 2010-2013

Seq #	Route System	Project Number	Agency	Description	Miles	Program	Type of Work	Proposed Funds	Total	FHWA	AC	FTA	TH	Other
688	BB	TRF-0034-11B	MOORHEAD	SECT 5307: CITY OF MOORHEAD RR TRANSIT OPERATING ASSISTANCE	0.0	B9	OPERATE BUS	FTA	1,845,335	0	0	619,500	0	1,225,835
689	BB	TRF-0034-11C	MOORHEAD	SECT 5307: MOORHEAD PLANNING ASSISTANCE	0.0	B9	PLANNING	FTA	19,723	0	0	16,370	0	3,353
690	BB	TRF-0034-11D	MOORHEAD	SECT 5307: MOORHEAD PREVENTIVE MAINTENANCE	0.0	B9	PREVENTIVE MAINTENANCE	FTA	60,000	0	0	49,800	0	10,200
694	BB	TRF-3291-11	MNDOT	SECT 5311: CLAY COUNTY TRANSIT OPERATING ASSISTANCE	0.0	OB	OPERATE BUS	FTA	143,222	0	0	114,750	0	28,472
698	BB	TRS-0034-11	MNDOT	MOORHEAD DIAL-A-RIDE, PURCHASE BUS (CLASS 400)	0.0	TR	PURCHASE BUS	STP	66,000	52,800	0	0	0	13,200
699	BB	TRS-0034-11A	MOORHEAD	SECT 5307: MOORHEAD DIAL-A-RIDE TRANSIT OPERATING ASSISTANCE	0.0	B9	OPERATE BUS	FTA	301,290	0	0	0	0	301,290
701	BB	TRS-1131-11	MNDOT	PRODUCTIVE ALTERNATIVES, PURCHASE 2 BUSES (CLASS 400)	0.0	TR	PURCHASE BUS	STP	132,000	105,600	0	0	0	26,400
705	CSAH 12	14-612-17	CLAY COUNTY	CLAY CO RD 12 - MILL & BIT SURFACING (TIED TO 1406-61)	1.3	RS	MILL AND OVERLAY	LF	475,000	0	0	0	0	475,000
713	PED/BIKE	144-090-14	MOORHEAD	20TH ST & BNSF PED UNDERPASS AT 40TH AVE, BR 14K12	0.1	EN	ENHANCEMENT	TEA	490,000	392,000	0	0	0	98,000
714	MSAS 143	144-143-01	MOORHEAD	URBAN GRADING & SURFACING IN MOORHEAD ON 28TH AVE S, 20TH ST TO 26TH ST	0.5	RC	GRADE AND SURFACE	STP	1,500,000	1,033,100	0	0	0	466,900
715	MSAS 146	144-146-01	MOORHEAD	50TH AVE S PARKWAY IN MOORHEAD (EASTBOUND LANES, 1.38 MI W OF TH 75 TO TH75), GRADE & SURFACE	1.4	MC	GRADE AND SURFACE	STP	2,421,000	800,000	0	0	0	1,621,000
720	TH 75	1406-61	MNDOT	ROUNDAABOUT AT JCT TH 75 & CLAY CO RD 12 S OF MOORHEAD (TIED TO 14-612-17)	0.2	SC	GRADE AND SURFACE	STP	1,645,562	1,316,462	0	0	29,100	300,000
721	I 94	1480-142AC	MNDOT	TH 336 TO DOWNER (WB LANES ONLY), UNBONDED OVERLAY (AC PAYBACK, 1 OF 1)	9.9	RC	UNBONDED CONCRETE OVERLAY	IM	1,800,000	1,800,000	0	0	0	0
									\$10,899,132	\$5,499,962	\$0	\$800,420	\$29,100	\$4,569,650

MPO: FARGO-MOORHEAD COUNCIL OF GOVERNMENTS
Fiscal Year: 2012
STIP for FY 2010-2013

Seq #	Route System	Project Number	Agency	Description	Miles	Program	Type of Work	Proposed Funds	Total	FHWA	AC	FTA	TH	Other
727	BB	TRF-0034-12B	MOORHEAD	SECT 5307: CITY OF MOORHEAD RR TRANSIT OPERATING ASSISTANCE	0.0	B9	OPERATE BUS	FTA	2,095,130	0	0	1,676,104	0	419,026
728	BB	TRF-0034-12C	MOORHEAD	SECT 5307: MOORHEAD PLANNING ASSISTANCE	0.0	B9	PLANNING	FTA	20,930	0	0	16,744	0	4,186
729	BB	TRF-0034-12D	MOORHEAD	SECT 5307: MOORHEAD PREVENTIVE MAINTENANCE	0.0	B9	PREVENTIVE MAINTENANCE	FTA	70,000	0	0	56,000	0	14,000
733	BB	TRF-3291-12	MNDOT	SECT 5311: CLAY COUNTY TRANSIT OPERATING ASSISTANCE	0.0	OB	OPERATE BUS	FTA	127,311	0	0	108,214	0	19,097
739	BB	TRS-0034-12A	MOORHEAD	SECT 5307: MOORHEAD DIAL-A-RIDE TRANSIT OPERATING ASSISTANCE	0.0	B9	OPERATE BUS	FTA	388,870	0	0	0	0	388,870
741	BB	TRS-3291-12	MNDOT	CLAY CO, PURCHASE BUS (CLASS 500)	0.0	TR	PURCHASE BUS	STP	121,000	96,800	0	0	0	24,200
748	CSAH 52	14-652-09	CLAY COUNTY	UNBONDED CONCRETE OVERLAY, CLAY CO RD 67 NEAR SABIN TO CSAH 4 (2009 APPR)	9.1	RC	UNBONDED CONCRETE OVERLAY	STP FFM	2,685,000	1,245,000	0	0	0	1,440,000
754	MSAS 126	144-126-13	MOORHEAD	20TH ST S (6TH AVE TO 12TH AVE S) GRADING, BASE, SURFACING & CURB& GUTTER IN MOORHEAD	0.5	RC	GRADE AND SURFACE	STP	1,425,000	559,000	0	0	0	866,000
760	194	1480-151	MNDOT	DOWNER TO TH 34 (WB), UNBONDED OVERLAY	7.7	RC	UNBONDED CONCRETE OVERLAY	IM	7,716,600	6,944,940	0	0	771,660	0
									\$14,649,841	\$8,845,740	\$0	\$1,857,062	\$771,660	\$3,175,379

MPO: FARGO-MOORHEAD COUNCIL OF GOVERNMENTS
Fiscal Year: 2013

STIP for FY 2010-2013

Seq #	Route System	Project Number	Agency	Description	Miles	Program	Type of Work	Proposed Funds	Total	FHWA	AC	FTA	TH	Other
771	BB	TRF-0034-13B	MOORHEAD	SECT 5307: CITY OF MOORHEAD RR TRANSIT OPERATING ASSISTANCE	0.0	B9	OPERATE BUS	FTA	2,178,930	0	0	1,743,144	0	435,786
772	BB	TRF-0034-13C	MOORHEAD	SECT 5307: MOORHEAD PLANNING ASSISTANCE	0.0	B9	PLANNING	FTA	20,930	0	0	16,744	0	4,186
773	BB	TRF-0034-13D	MOORHEAD	SECT 5307: MOORHEAD PREVENTIVE MAINTENANCE	0.0	B9	PREVENTIVE MAINTENANCE	FTA	70,000	0	0	56,000	0	14,000
774	BB	TRS-0034-13F	MOORHEAD	CITY OF MOORHEAD TRANSIT PURCHASE 1 VAN	0.0	TR	PURCHASE BUS	STP	21,800	35,200	0	0	0	4,360
775	BB	TRS-0034-13G	MOORHEAD	CITY OF MOORHEAD TRANSIT PURCHASE 2 VANS	0.0	TR	PURCHASE BUS	STP	44,000	35,200	0	0	0	8,800
779	BB	TRF-3291-13	MNDOT	SECT 5311: CLAY COUNTY TRANSIT OPERATING ASSISTANCE	0.0	OB	OPERATE BUS	FTA	131,200	0	0	111,520	0	19,680
783	BB	TRS-0034-13A	MOORHEAD	SECT 5307: MOORHEAD DIAL-A-RIDE TRANSIT OPERATING ASSISTANCE	0.0	B9	OPERATE BUS	FTA	423,160	0	0	0	0	423,160
784	BB	TRS-0034-13E	MOORHEAD	CITY OF MOORHEAD, TRANSIT PURCHASE BUS (CLASS 400)	0.0	TR	PURCHASE BUS	STP	77,200	40,000	0	21,760	0	15,440
									\$2,967,220	\$110,400	\$0	\$1,949,168	\$0	\$925,412

MPO: LACROSSE-LACRESCENT AREA PLANNING COMMITTEE**Fiscal Year: 2010****STIP for FY 2010-2013**

Seq #	Route System	Project Number	Agency	Description	Miles	Program	Type of Work	Proposed Funds	Total	FHWA	AC	FTA	TH	Other
816	BB	TRF-3780-10	LA CRESCENT	SECT 5307: LA CRESCENT TRANSIT OPERATING ASSISTANCE	0.0	B9	OPERATE BUS	FTA	552,817	0	0	177,817	0	375,000
870	PED/BIKE	236-591-02	LA CRESCENT	SRTS - NON-INFRASTRUCTURE - DEVELOPMENT AND IMPLEMENT A PEDESTRIAN AND SAFETY AWARENESS CAMPAIGN FOR CITY OF LACRESCENT	0.0	BT	PEDESTRIAN BIKE TRAIL	SRTS	5,000	0	0	0	0	5,000
									557,817	\$0	\$0	\$177,817	\$0	\$380,000

MPO: LACROSSE-LACRESCENT AREA PLANNING COMMITTEE
Fiscal Year: 2011

STIP for FY 2010-2013

Seq #	Route System	Project Number	Agency	Description	Miles	Program	Type of Work	Proposed Funds	Total	FHWA	AC	FTA	TH	Other
907	BB	TRF-3780-11	LA CRESCENT	SECT 5307: LA CRESCENT TRANSIT OPERATING ASSISTANCE	0.0	B9	OPERATE BUS	FTA	222,161	0	0	90,000	0	132,161
933	PED/BIKE	236-090-01	LA CRESCENT	WAGON WHEEL TRAIL, PHASE 1	1.0	EN	PEDESTRIAN BIKE TRAIL	TEA	545,500	436,400	0	0	0	109,100
									\$767,661	\$436,400	\$0	\$90,000	\$0	\$241,261

MPO: LACROSSE-LACRESCENT AREA PLANNING COMMITTEE**Fiscal Year: 2012****STIP for FY 2010-2013**

Seq #	Route System	Project Number	Agency	Description	Miles	Program	Type of Work	Proposed Funds	Total	FHWA	AC	FTA	TH	Other
964	BB	TRF-3780-12	LA CRESCENT	SECT 5307: LA CRESCENT TRANSIT OPERATING ASSISTANCE	0.0	B9	OPERATE BUS	FTA	228,126	0	0	92,000	0	136,126
									\$228,126	\$0	\$0	\$92,000	\$0	\$136,126

MPO: LACROSSE-LACRESCENT AREA PLANNING COMMITTEE
Fiscal Year: 2013

STIP for FY 2010-2013

Seq #	Route System	Project Number	Agency	Description	Miles	Program	Type of Work	Proposed Funds	Total	FHWA	AC	FTA	TH	Other
1018	BB	TRF-3780-13	LA CRESCENT	SECT 5307: LA CRESCENT TRANSIT OPERATING ASSISTANCE	0.0	B9	OPERATE BUS	FTA	234,210	0	0	94,000	0	140,210
1053	I 90	8580-149	MN/DOT	**BR08** **ELLA** DRESBACH BR 9320 OVER MISSISSIPPI RIVER - BRIDGE REHABILITATION - BOND FUNDS	0.3	BR	BRIDGE REPLACEMENT	BF	97,000,000	22,000,000	53,000,000	0	0	75,000,000
									\$97,234,210	\$22,000,000	\$53,000,000	\$94,000	\$0	\$75,140,210

MPO: ROCHESTER-OLMSTED COUNCIL OF GOVERNMENTS
Fiscal Year: 2010
STIP for FY 2010-2013

Seq #	Route System	Project Number	Agency	Description	Miles	Program	Type of Work	Proposed Funds	Total	FHWA	AC	FTA	TH	Other
806	BB	TRF-0047-10A	ROCHESTER	SECT 5307: ROCHESTER DAR TRANSIT OPERATING ASSISTANCE	0.0	B9	OPERATE BUS	LF	704,397	0	0	0	0	704,397
807	BB	TRF-0047-10B	ROCHESTER	SECT 5307: ROCHESTER RR TRANSIT OPERATING ASSISTANCE	0.0	B9	OPERATE BUS	FTA	5,680,415	0	0	1,511,256	0	4,169,159
808	BB	TRF-0047-10C	ROCHESTER	SECT 5307: ST MARY'S HUB- DESIGN & CONSTRUCT	0.0	B9	BUS GRANT CAPITAL IMPROVEMENT	FTA	150,000	0	0	120,000	0	30,000
809	BB	TRF-0047-10D	ROCHESTER	SECTION 5307/5309: TH52/ 75TH ST NW PARK & RIDE- DESIGN, ENG /CONSTRUCT FLAT LOT	0.0	B9	BUS GRANT CAPITAL IMPROVEMENT	FTA	480,000	0	0	384,000	0	96,000
810	BB	TRF-0047-10E	ROCHESTER	SECTION 5307/5309: PHASE IV - CONSTRUCT BUS GARAGE	0.0	B9	BUS GRANT CAPITAL IMPROVEMENT	FTA	15,000,000	0	0	12,000,000	0	3,000,000
811	BB	TRF-0047-10F	ROCHESTER	SECT 5307: ITS CAMERAS & 800 MEGAHERZ RADIO SYSTEM	0.0	B9	BUS GRANT CAPITAL IMPROVEMENT	FTA	150,000	0	0	120,000	0	30,000
814	BB	TRF-2497-10	MN/DOT	SECT 5311: CITY OF STEWARTVILLE TRANSIT OPERATING ASSISTANCE	0.0	OB	OPERATE BUS	FTA	71,710	0	0	23,493	0	48,217
822	BB	TRS-0047-10A	MN/DOT	SECTION 5307/5309: ROCHESTER REGULAR ROUTE - PURCHASE 4 BUSES (CLASS 700)	0.0	TR	PURCHASE BUS	STP FTA	1,440,000	356,800	0	795,200	0	288,000
823	BB	TRS-0047-10B	ROCHESTER	SECTION 5307/5309: ROCHESTER DIAL-A-RIDE - PURCHASE 2 BUSES (CLASS 600)	0.0	TR	PURCHASE BUS	STP	382,000	305,600	0	0	0	76,400
824	BB	TRS-0047-10C	ROCHESTER	SECTION 5307/5309: CITY OF ROCHESTER TH 63 SOUTH PARK & RIDE (PLANNING & DESIGN)	0.0	TR	BUS GRANT CAPITAL IMPROVEMENT	STP	75,000	60,000	0	0	0	15,000
825	BB	TRS-0047-10D	ROCHESTER	SECTION 5307/5309: CITY OF ROCHESTER TH 14W PARK & RIDE (PLANNING & DESIGN)	0.0	TR	BUS GRANT CAPITAL IMPROVEMENT	STP	75,000	60,000	0	0	0	15,000
845	LOCAL 999	55-070-09	OLMSTED COUNTY	EDGE LINE RUMBLE STRIPS - VARIOUS LOCATIONS IN OLMSTED COUNTY	0.0	SH	SAFETY TARGET	HSIP	169,250	152,325	0	0	0	16,925
846	LOCAL 999	55-070-10	OLMSTED COUNTY	TRAFFIC CONTROL LAYOUT (ENHANCED SIGNS AND MARKINGS) - VARIOUS LOCATIONS IN OLMSTED COUNTY	0.0	SH	SAFETY TARGET	HSIP	128,700	115,830	0	0	0	12,870
847	LOCAL 999	55-070-11	OLMSTED COUNTY	RED LIGHT RUNNING CONFIRMATION LIGHTS - VARIOUS LOCATIONS IN OLMSTED COUNTY	0.0	SH	SAFETY TARGET	HSIP	93,000	83,700	0	0	0	9,300

MPO: ROCHESTER-OLMSTED COUNCIL OF GOVERNMENTS
Fiscal Year: 2010

STIP for FY 2010-2013

Seq #	Route System	Project Number	Agency	Description	Miles	Program	Type of Work	Proposed Funds	Total	FHWA	AC	FTA	TH	Other
848	LOCAL 999	55-070-12	OLMSTED COUNTY	ENHANCED CURVE DELINEATION - VARIOUS LOCATIONS IN OLMSTED COUNTY	0.0	SH	SAFETY TARGET	HSIP	22,000	19,800	0	0	0	2,200
849	PED/BIKE	55-090-02	OLMSTED COUNTY	MAYOWOOD RD (OLMSTED CO RD 125) TRAIL & TRAILHEAD DEVELOPMENT	0.9	EN	PEDESTRIAN BIKE TRAIL	TEA	405,283	271,540	0	0	0	133,743
866	TH 14	159-010-06	ROCHESTER	GRADE & SURFACE -TH 52 TO OLMSTED CSAH 36 - ROCHESTER (CITY PORTION OF STATE PROJECT 5502-73 (TH 14)	1.8	RC	GRADE AND SURFACE	STP	1,250,000	470,000	0	0	0	780,000
867	MUN	159-080-14	ROCHESTER	20TH ST EXTENSION, OLMSTED CSAH 1 TO OLMSTED CSAH 36, GRADE, SURFACE & NEW BRIDGES OVER WILLOW CREEK (BR 55585) & BEAR CREEK (BR 55586)	0.9	MC	GRADE, SURFACE & BRIDGE	STP	7,600,000	2,280,000	0	0	0	5,320,000
868	PED/BIKE	159-090-16	ROCHESTER	DOUGLAS TRAIL EXTENSION - ALONG DM&E SPUR 7TH ST NW TO DOUGLAS TRAIL	2.1	EN	PEDESTRIAN BIKE TRAIL	TEA	1,117,050	800,000	0	0	0	317,050
869	CITY	159-591-02	ROCHESTER	SRTS - NON-INFRASTRUCTURE - ROCHESTER DRIVER FEEDBACK AND TRAFFIC CALMING SAFETY PROJECT	0.0	BT	PLANNING	SRTS	3,900	0	0	0	0	3,900
871	TH 14	5502-73	MN/DOT	BITUMINOUS MILL & OVERLAY, MEDIAN REPLACEMENT & REPAIR - JCT TH 52 TO MARION RD (15TH AVE SE), ROCHESTER - INTERSECTION IMPROVEMENT AT INTERSECTION OF TH 14 & OLMSTED CSAH 36 (MARION ROAD); REVISE SIGNALS AT 3RD AVE SE	2.0	RS	GRADE AND SURFACE	STP	3,200,000	2,560,000	0	0	640,000	0
872	TH 14	5502-85AC7	MN/DOT	ROC 52 DESIGN BUILD - BEST VALUE (FINAL AC PAYBACK) (AC PAYBACK, 7 OF 7)	10.8	MC	GRADE, SURFACE & BRIDGE	NHS	10,116,871	10,116,871	0	0	0	0
881	TH 52	5507-58	MN/DOT	REHAB BR 55021 & BR 55022 OVER WILLOW CREEK 0.30 MI SE OF JCT TH 63 & REPLACE DECK BR 55005 & BR 55006 - 1.0 MI SE OF JCT TH 63 (NEAR ROCHESTER)	0.0	BI	BRIDGE REPAIR	NHS	1,924,000	1,539,200	0	0	384,800	0
882	TH 52	8826-40	MN/DOT	ACCELERATION LANES, LENGTHEN TURN LANES & MEDIAN/ACCESS MODIFICATIONS, GOODHUE & OLMSTED CO	63.4	SH	GRADE AND SURFACE	HSIP	1,100,000	990,000	0	0	110,000	0
									\$51,338,576	\$20,181,666	\$0	\$14,953,949	\$1,134,800	\$15,068,161

MPO: ROCHESTER-OLMSTED COUNCIL OF GOVERNMENTS
Fiscal Year: 2011
STIP for FY 2010-2013

Seq #	Route System	Project Number	Agency	Description	Miles	Program	Type of Work	Proposed Funds	Total	FHWA	AC	FTA	TH	Other
900	BB	TRF-0047-11A	ROCHESTER	SECT 5307: ROCHESTER DAR TRANSIT OPERATING ASSISTANCE	0.0	B9	OPERATE BUS	LF	725,529	0	0	0	0	725,529
901	BB	TRF-0047-11B	ROCHESTER	SECT 5307: ROCHESTER RR TRANSIT OPERATING ASSISTANCE	0.0	B9	OPERATE BUS	FTA	5,850,827	0	0	1,556,594	0	4,294,233
902	BB	TRF-0047-11C	ROCHESTER	SECT 5307/5309: CITY OF ROCHESTER - NORTHWEST TRANSIT HUB - DESIGN	0.0	B9	BUS GRANT CAPITAL IMPROVEMENT	FTA	150,000	0	0	120,000	0	30,000
905	BB	TRF-2497-11	MN/DOT	SECT 5311: CITY OF STEWARTVILLE TRANSIT OPERATING ASSISTANCE	0.0	OB	OPERATE BUS	FTA	75,296	0	0	24,668	0	50,628
911	BB	TRS-0047-11A	ROCHESTER	SECT 5307: ROCHESTER RR - PURCHASE 3 BUSES (CLASS 700)	0.0	TR	PURCHASE BUS	STP FTA	1,062,000	264,000	0	586,000	0	212,000
912	BB	TRS-0047-11B	ROCHESTER	DISTRICT BUS - PURCHASE 1 BUS (CLASS 600)	0.0	TR	PURCHASE BUS	STP	203,000	162,400	0	0	0	40,600
913	BB	TRS-2497-11	STEWARTVILLE	STEWARTVILLE - PURCHASE 1 BUS (CLASS 400)	0.0	TR	PURCHASE BUS	STP	66,000	52,800	0	0	0	13,200
926	CSAH 22	55-622-49	OLMSTED COUNTY	OLMSTED CSAH 22 - MILL & OVERLAY, TH 52 TO TH 63	1.7	RS	MILL AND OVERLAY	STP	2,500,000	2,000,000	0	0	0	500,000
931	MUN	159-156-01	ROCHESTER	20TH ST SW, OLMSTED CO RD 125 (MAYOWOOD RD) TO TH 63 - GRADE & SURFACE	1.1	RC	GRADE AND SURFACE	STP	2,250,000	1,000,000	0	0	0	1,250,000
932	MUN	159-166-01	ROCHESTER	PINEWOOD RD SE, OLMSTED CSAH 1 (11TH AVE SE) TO CSAH 36 (MARION RD) GRADE & SURFACE	1.7	RC	GRADE AND SURFACE	STP	2,000,000	1,000,000	0	0	0	1,000,000
940	TH 52	5507-57	MN/DOT	REPLACE SIGNS AT VARIOUS LOCATIONS ON TH 52, I-90 TO TH 63	5.5	SC	SIGNING	NHS	100,000	80,000	0	0	20,000	0
954	RR	8806-SR-11MN/DOT		RAIL SAFETY SETASIDE - 2011	0.0	SR	RR X-ING IMPROVEMENTS	RRS	225,000	202,500	0	0	0	22,500
									15,207,652	\$4,761,700	\$0	\$2,287,262	\$20,000	\$8,138,690

MPO: ROCHESTER-OLMSTED COUNCIL OF GOVERNMENTS
Fiscal Year: 2012

STIP for FY 2010-2013

Seq #	Route System	Project Number	Agency	Description	Miles	Program	Type of Work	Proposed Funds	Total	FHWA	AC	FTA	TH	Other
958	BB	TRF-0047-12A	ROCHESTER	SECT 5307: ROCHESTER DAR TRANSIT OPERATING ASSISTANCE	0.0	B9	OPERATE BUS	LF	747,295	0	0	0	0	747,295
959	BB	TRF-0047-12B	ROCHESTER	SECT 5307: ROCHESTER RR TRANSIT OPERATING ASSISTANCE	0.0	B9	OPERATE BUS	FTA	6,026,352	0	0	1,603,292	0	4,423,060
962	BB	TRF-2497-12	MN/DOT	SECT 5311: CITY OF STEWARTVILLE TRANSIT OPERATING ASSISTANCE	0.0	OB	OPERATE BUS	FTA	77,555	0	0	19,389	0	58,166
967	BB	TRS-0047-12	ROCHESTER	SECT 5307/5309: ROCHESTER RR - PURCHASE 6 BUSES (CLASS 700)	0.0	TR	PURCHASE BUS	STP FTA	2,190,000	392,000	0	1,360,000	0	438,000
983	PED/BIKE	159-090-17	ROCHESTER	TRAIL BRIDGE ACROSS OLMSTED CSAH 4/VALLEY HIGH DR	0.0	EN	ENHANCEMENT	TEA	913,000	713,000	0	0	0	200,000
984	MUN	159-132-06	ROCHESTER	TH 52 INTERCHANGE IMPROVEMENTS: 55TH ST NW - W TO E FRONTAGE RD	0.4	MC	GRADE AND SURFACE	STP	2,750,000	1,375,000	0	0	0	1,375,000
986	TH 14	5501-35	MN/DOT	HEAVY BIT OVERLAY, CSAH 5 (BYRON) TO TH 52 (AC PROJECT, PAYBACK IN 2013)	16.1	RS	BITUMINOUS OVERLAY	NHS	1,000,000	0	4,000,000	0	1,000,000	0
995	I 90	5580-86	MN/DOT	**ELLA** BITUMINOUS MILL & OVERLAY, 0.3 MI E TH 63 TO 1.7 MI E OLMSTED CSAH 19 - WB LANES	12.7	RS	MILL AND OVERLAY	IM	3,200,000	2,880,000	0	0	320,000	0
									\$16,904,202	\$5,360,000	\$4,000,000	\$2,982,681	\$1,320,000	\$7,241,521

MPO: ROCHESTER-OLMSTED COUNCIL OF GOVERNMENTS
Fiscal Year: 2013

STIP for FY 2010-2013

Seq #	Route System	Project Number	Agency	Description	Miles	Program	Type of Work	Proposed Funds	Total	FHWA	AC	FTA	TH	Other
1011	BB	TRF-0047-13	ROCHESTER	SECT 5307: ROCHESTER DAR TRANSIT OPERATING ASSISTANCE	0.0	B9	OPERATE BUS	LF	769,714	0	0	0	0	769,714
1012	BB	TRF-0047-13A	ROCHESTER	SECT 5307: ROCHESTER RR TRANSIT OPERATING ASSISTANCE	0.0	B9	OPERATE BUS	FTA	6,207,143	0	0	1,651,390	0	4,555,753
1013	BB	TRF-0047-13B	ROCHESTER	SECT 5307: CONSTRUCT PARK & RIDE STRUCTURED PARKING	0.0	B9	BUS GRANT CAPITAL IMPROVEMENT	FTA	5,000,000	0	0	4,000,000	0	1,000,000
1016	BB	TRF-2497-13	MN/DOT	SECT 5311: CITY OF STEWARTVILLE TRANSIT OPERATING ASSISTANCE	0.0	OB	OPERATE BUS	FTA	79,882	0	0	19,970	0	59,912
1023	BB	TRS-0047-13A	ROCHESTER	ROCHESTER DAR - PURCHASE 2 BUSES (CLASS 600)	0.0	TR	PURCHASE BUS	STP	418,000	167,200	0	0	0	250,800
1024	BB	TRS-0047-13B	ROCHESTER	ROCHESTER RR - PURCHASE 2 BUSES (CLASS 700)	0.0	TR	PURCHASE BUS	STP	752,000	300,800	0	0	0	451,200
1041	MUN	159-106-18	ROCHESTER	2ND ST SW CONCRETE PAVEMENT FROM 11TH AVENUE SW TO 6TH AVENUE SW	0.4	RS	CONCRETE OVERLAY	STP	3,500,000	2,500,000	0	0	0	1,000,000
1042	MUN	159-123-07	ROCHESTER	16TH ST SE CONCRETE PAVEMENT FROM TH 63 TO 3RD AVENUE SE	0.3	RS	CONCRETE OVERLAY	STP	2,200,000	1,100,000	0	0	0	1,100,000
1043	TH 14	5501-35AC	MN/DOT	HEAVY BIT OVERLAY, CSAH 5 (BYRON) TO TH 52 (AC PAYBACK, 1 of 1)	16.1	RS	BITUMINOUS OVERLAY	NHS	4,000,000	4,000,000	0	0	0	0
1048	TH 52	8826-47	MN/DOT	STAGE 2 - ACCESS MANAGEMENT & AT-GRADE INTERSECTION SAFETY -IMPROVEMENTS - OLMSTED & GOODHUE CO (AC PROJECT - PAYBACK IN 2014)	31.3	SC	GRADE AND SURFACE	STP	3,676,954	2,901,563	200,000	0	775,391	0
1054	TH 247	5512-08	MN/DOT	BITUMINOUS MILL & OVERLAY, JCT TH 63 TO JCT TH 42 (AC PROJECT - PAYBACK IN 2014)	12.6	RS	MILL AND OVERLAY	STP	600,000	0	2,400,000	0	600,000	0
									\$27,203,693	\$10,969,563	\$2,600,000	\$5,671,360	\$1,375,391	\$9,187,379

Transportation Enhancement Activities (TEA)

TRANSPORTATION ENHANCEMENT ACTIVITIES (TEA)

Transportation Enhancement funding is a portion of the state's federal STP funds that is available only for projects in one or more of twelve exclusive project categories and is subject to the same general eligibility requirements associated with other federally funded transportation projects. For the 2010-2013 STIP, enhancement projects were solicited, ranked and selected within the ATP process. The projects were then incorporated into the ATIPs. The Enhancement funding included in the 2010-2013 STIP is shown in Figure A-2.

Figure A-2 TRANSPORTATION ENHANCEMENT FUNDING BY YEAR (\$ MILLIONS)					
	2010	2011	2012	2013	TOTAL*
Federal Highway Funds	27.7	19.4	14.1	6.4	67.6

* May not add due to rounding.

This page left blank intentionally

Enhancement Projects
Fiscal Year: 2010

STIP for FY 2010-2013

Seq #	ATP	Route System	Project Number	Agency	Description	Miles	Program	Type of Work	Proposed Funds	Total	FHWA	AC	FTA	State	Other
16	1	PED/BIKE	09-090-02	CARLTON COUNTY	ST LOUIS RIVER TRAIL, PHASE III, 29TH ST TO PAPER MILL IN CLOQUET	1.5	EN	PED/BIKE IMPROVEMENT	TEA	312,500	250,000	0	0	0	62,500
17	1	PED/BIKE	09-090-03AC	CARLTON COUNTY	ST LOUIS RIVER TRAIL, PHASE II, SCANLON PARK & RIDE TO 29TH ST (AC PAYBACK 1 OF 1)	4.0	EN	PED/BIKE IMPROVEMENT	TEA	615,000	615,000	0	0	0	0
18	1	PED/BIKE	09-090-04	FOND DU LAC RESERVATION	FOND DU LAC (BLACK BEAR CASINO) TO MUNGER TRAIL CONNECTION, PED/BIKE TRAIL	1.0	EN	PED/BIKE IMPROVEMENT	TEA	445,300	356,240	0	0	0	89,060
28	1	PED/BIKE	38-090-06E	LAKE COUNTY	FINLAND COMMUNITY& TRAIL CENTER (AC PROJECT, PAYBACK IN 2013)	0.0	EN	BUILDINGS	TEA	73,750	0	295,000	0	0	73,750
29	1	EN	38-595-03	LAKE COUNTY	MALLET 229 STEAM ENGINE RESTORATION	0.0	EN	HISTORIC PRESERVATION	TEA	250,000	200,000	0	0	0	50,000
33	1	PED/BIKE	69-090-21	REGIONAL RAIL AUTHORITY	MESABI TRAIL-BEARHEAD STATE PARK TO TOWER	12.0	EN	PED/BIKE IMPROVEMENT	TEA	600,000	400,000	0	0	0	200,000
34	1	PED/BIKE	69-090-24	REGIONAL RAIL AUTHORITY	FAYAL TO EVELETH SEGMENT OF MESABI TRAIL, PED/BIKE TRAIL	2.7	EN	PED/BIKE IMPROVEMENT	TEA	270,000	216,000	0	0	0	54,000
35	1	EN	69-595-06	ST LOUIS COUNTY	IMPROVEMENTS TO DULUTH TRAIN DEPOT, HISTORIC PRESERVATION (AC PROJECT, PAYBACK IN 2011)	0.0	EN	HISTORIC PRESERVATION	TEA	200,000	0	400,000	0	0	200,000
40	1	EN	69-724-04	COOK	STREETSCAPE OF RIVER ST IN DOWNTOWN COOK	0.9	EN	ENHANCEMENT	TEA	307,200	245,760	0	0	0	61,440
43	1	EN	91-070-17	ARDC	NE MN BICYCLE EDUCATION PROGRAM	0.0	EN	PLANNING	TEA	78,374	62,699	0	0	0	15,675
45	1	PED/BIKE	92-090-27	MNDNR	**MN118** CONSTRUCTION GITCHI GAMI STATE TRAIL, LUTSEN PHASE CO RD 34 TO SKI HILL RD	1.5	EN	PED/BIKE IMPROVEMENT	HPP TEA	1,020,374	816,299	0	0	0	204,075
46	1	PED/BIKE	92-090-32	MNDNR	**MN102** CONSTRUCTION OF GITCHI-GAMI STATE TRAIL, CASCADE RIVER TO GRAND MARAIS	8.0	EN	PED/BIKE IMPROVEMENT	HPP TEA	1,827,911	1,209,911	0	0	0	618,000
48	1	PED/BIKE	118-090-15	DULUTH	LAKEWALK EXTENSION PHASE III, 47TH TO 60TH AVE, BIKE TRAIL	1.5	EN	PED/BIKE IMPROVEMENT	TEA	600,000	400,000	0	0	0	200,000
49	1	PED/BIKE	118-090-34	DULUTH	SEVEN BRIDGES RD REHABILITATION, REPLACE BITUMINOUS PAVEMENT CONNECTING HISTORIC BRIDGES	1.4	EN	BITUMINOUS RECLAMATION	TEA	320,428	256,342	0	0	0	64,086
52	1	PED/BIKE	129-090-03	GRAND RAPIDS	TH 169 MULTI-USE TRAIL, PHASE II, INTERSECTION OF 7TH AVE SE & 4TH ST SE TO INTERSECTION OF TH 169 AND 13TH AVE NE, MESABI TRAILHEAD TO INTERSECTION OF TH 169 AND 13TH AVE NE	4.0	EN	PED/BIKE IMPROVEMENT	TEA	710,728	447,194	0	0	0	263,534
71	1	TH 61	6925-5772BE	MNDOT	BETWEEN 60TH AND 81ST AVENUES EAST IN DULUTH, PHASE II RESTORATION OF LESTER RIVER BRIDGE NO 5772	0.0	BI	BRIDGE REPAIR	TEA	1,120,800	896,800	0	0	224,000	0
74	1	TH 65	3609-39C	MNDOT	DISMANTLE SUPERSTRUCTURE OF BRIDGE # 5721 OVER LITTLEFORK RIVER (6.8 MI N OF KOOSCHICHING CO LINE)	0.0	EN	BRIDGE APPROACHES	TEA	511,995	409,596	0	0	102,399	0

Enhancement Projects
Fiscal Year: 2010
STIP for FY 2010-2013

Seq #	ATP	Route System	Project Number	Agency	Description	Miles	Program	Type of Work	Proposed Funds	Total	FHWA	AC	FTA	State	Other
75	1	TH 65	3609-40C	MNDOT	REHABILITATE AND RELOCATE BR # 5721 OVER LITTLEFORK RIVER (6.8 MI N OF KOOCHICHING CO LINE)	0.0	EN	BRIDGE REPAIR	TEA	1,120,000	896,000	0	0	224,000	0
77	1	TH 169	0115-43	MNDOT	**ADA** REPLACE OLD & ADD NEW SIDEWALK & PED RAMPS TO PROVIDE CONTINUOUS PEDESTRIAN ACCESS ROUTE THROUGH AITKIN ON TH 169 AND TH 210	3.5	EN	PED/BIKE IMPROVEMENT	TEA	203,568	162,854	0	0	40,714	0
82	1	TH 999	8821-199	MNDOT	**ADA** DISTRICTWIDE ADA IMPROVEMENTS IN THE CITIES OF DULUTH, TWO HARBORS, CLOQUET, AND ELY	0.0	EN	CURB & GUTTER	TEA	586,354	469,083	0	0	117,271	0
231	2	PED/BIKE	39-090-02	LAKE OF THE WOODS COUNTY	BAUDETTE - LAKE OF THE WOODS SCHOOL PED/BIKE TRAIL	1.8	EN	PEDESTRIAN BIKE TRAIL	TEA	325,000	260,000	0	0	0	65,000
232	2	PED/BIKE	39-090-03	LAKE OF THE WOODS COUNTY	BAUDETTE PARKS PED/BIKE TRAIL - PHASE II	0.6	EN	PEDESTRIAN BIKE TRAIL	TEA	209,975	100,000	0	0	0	109,975
233	2	PED/BIKE	45-090-02	MARSHALL COUNTY	MIDDLE RIVER - STEVE HOLMES MEMORIAL WALK - PED/BIKE TRAIL	1.4	EN	PEDESTRIAN BIKE TRAIL	TEA	170,000	136,000	0	0	0	34,000
252	2	TH 999	8822-104	MNDOT	**ADA**IN CROOKSTON ON TH 2 & IN THIEF RIVER FALLS ON TH 59 & TH 1 - REPLACE & INSTALL PED CURB RAMPS & IMPROVE PED SIGNALS	4.0	EN	MISCELLANEOUS	TEA	400,000	320,000	0	0	80,000	0
409	3	PED/BIKE	30-090-01	ISANTI COUNTY	CONSTRUCT BIKE/PED TRAIL, ISANTI TO CAMBRIDGE (2008 APPROP ACT)	3.0	EN	PEDESTRIAN BIKE TRAIL	FFM TEA	1,532,000	835,600	0	0	0	696,400
441	3	PED/BIKE	108-090-01	BRAINERD	CONSTRUCT CUYUNA LAKES STATE TRAIL ALONG COLLEGE DR, EAST RIVER ROAD TO S 5TH ST/QUINCE, ALONG S 5TH ST, QUINCE TO PINE ST & KIWANIS TRAIL CONNECTION IN BRAINERD (AC PROJECT, PAYBACK IN 2011)	0.4	EN	PEDESTRIAN BIKE TRAIL	TEA	72,450	0	288,300	0	0	72,450
463	3	TH 25	4911-14E	MNDOT	INSTALL LIGHTING	0.9	EN	LIGHTING	TEA	267,000	213,600	0	0	0	53,400
469	3	TH 84	1110-10	MNDOT	**ADA** JCT TH 371 IN PINE RIVER TO CASS CSAH 2 IN PINE RIVER, MILL & OVERLAY, UPGRADE PED RAMPS	0.4	RS	MILL AND OVERLAY	TEA	321,430	63,852	0	0	257,578	0
484	3	TH 999	8823-149	MNDOT	**ADA FUNDS** DISTRICTWIDE UPGRADE TO EXISTING TRAFFIC SIGNAL SYSTEMS PROWAG (ADA) STANDARDS BY INSTALLING APS PED PUSHBUTTONS, COUNTDOWN PED INDICATORS AND ADA RAMPS	0.0	EN	TRAFFIC SIGNALS	TEA	130,215	104,172	0	0	26,043	0
666	4	PED/BIKE	56-090-49	OTTER TAIL COUNTY	OTTER TAIL CO HIGHWAY 1 TRAIL, DIVERSION DR TO 245TH ST	1.8	EN	PEDESTRIAN BIKE TRAIL	TEA	210,329	167,263	0	0	0	43,066
670	4	PED/BIKE	61-090-05	POPE COUNTY	VILLARD TO VILLARD CITY BEACH PED/BIKE TRAIL	1.3	EN	PEDESTRIAN BIKE TRAIL	TEA	150,000	120,000	0	0	0	30,000

Enhancement Projects
Fiscal Year: 2010
STIP for FY 2010-2013

Seq #	ATP	Route System	Project Number	Agency	Description	Miles	Program	Type of Work	Proposed Funds	Total	FHWA	AC	FTA	State	Other
673	4	EN	117-010-05	DETROIT LAKES	DETROIT LAKES, JCY OF HWYS 10 & 59 TO JCT OF HWY 10 & BECKER CO RD 54, INSTALLATION OF LANDSCAPE VEGETATION, PLANTINGS & GATEWAY/ENTRANCE SIGNS	0.0	EN	LANDSCAPING	TEA	350,000	265,362	0	0	0	84,638
849	6	PED/BIKE	55-090-02	OLMSTED COUNTY	MAYOWOOD RD (OLMSTED CO RD 125) TRAIL & TRAILHEAD DEVELOPMENT	0.9	EN	PEDESTRIAN BIKE TRAIL	TEA	405,283	271,540	0	0	0	133,743
864	6	PED/BIKE	125-090-02	FARIBAULT	NORTHERN LINK MULTI PURPOSE TRAIL	2.1	EN	PEDESTRIAN BIKE TRAIL	TEA	669,648	535,718	0	0	0	133,930
868	6	PED/BIKE	159-090-16	ROCHESTER	DOUGLAS TRAIL EXTENSION - ALONG DM&E SPUR 7TH ST NW TO DOUGLAS TRAIL	2.1	EN	PEDESTRIAN BIKE TRAIL	TEA	1,117,050	800,000	0	0	0	317,050
893	6	TH 999	8826-75	MN/DOT	**ADA** ADA IMPROVEMENTS - VARIOUS LOCATIONS DISTRICTWIDE - INSTALL APS SIGNALS; REPLACE, RETROFIT, OR INSTALL PED CURB RAMPS; AND SIDEWALK REPLACEMENT	0.0	EN	MISCELLANEOUS	TEA	625,048	500,038	0	0	125,010	0
1069	7	PED/BIKE	17-090-01	COTTONWOOD COUNTY	BIKE/PED TRAIL AROUND MT LAKE IN COTTONWOOD CO (SURFACING)	4.4	EN	PEDESTRIAN BIKE TRAIL	TEA	500,000	400,000	0	0	0	100,000
1072	7	PED/BIKE	32-090-05	JACKSON COUNTY	DES MOINES RIVER TRAIL TO FORT BELMONT - BIKE TRAIL IN JACKSON CO	1.5	EN	PEDESTRIAN BIKE TRAIL	TEA	176,600	141,280	0	0	0	35,320
1073	7	PED/BIKE	32-090-08	JACKSON COUNTY	CSAH 14 AND HILLS AVE TO FORT BELMONT AND DES MOINES RIVER TRAIL IN JACKSON	1.6	EN	PEDESTRIAN BIKE TRAIL	TEA	117,000	93,600	0	0	0	23,400
1075	7	PED/BIKE	52-090-03	NICOLLET COUNTY	OFF ROAD TRAIL ALONG CSAH 41/MINNEAPOLIS FALLS AREA	0.3	EN	PEDESTRIAN BIKE TRAIL	TEA	498,000	398,400	0	0	0	99,600
1082	7	PED/BIKE	150-020-06	NORTH MANKATO	TRAIL ALONG CSAH 41 - R/W CONNECTION TO MINNEAPOLIS FALLS	1.3	EN	PEDESTRIAN BIKE TRAIL	TEA	423,000	338,400	0	0	0	84,600
1083	7	PED/BIKE	165-090-04	ST PETER	TRAIL FROM BROADWAY/GARDNER ST TO NICOLLET/JEFFERSON ST IN THE CITY OF ST PETER	0.0	EN	PEDESTRIAN BIKE TRAIL	TEA	148,050	118,440	0	0	0	29,610
1084	7	TH 14/15	0804-82	MN/DOT	**ADA**SIGNAL UPGRADES IN NEW ULM FOR ADA COMPLIANCE (ASSOC. 0805-62)	0.0	EN	TRAFFIC SIGNAL REVISION	TEA	250,000	200,000	0	0	50,000	0
1221	8	PED/BIKE	47-090-02	MEEKER COUNTY	LAKE KORONIS TRAIL PROJECT FROM 397TH STREET TO TH 55 (NEAR THE NORTH FORK CROW RIVER BRIDGE)	1.0	EN	PEDESTRIAN BIKE TRAIL	TEA	620,000	435,000	0	0	0	185,000
1223	8	PED/BIKE	59-600-01	MNDNR	DNR'S CASEY JONES STATE TRAIL BRIDGE PROJECT (BR 59536) , 7 MILES E. OF PIPESTONE AND 1 MILE N. OF TH 30	1.0	EN	PEDESTRIAN BIKE TRAIL	TEA	250,000	200,000	0	0	0	50,000
1228	8	PED/BIKE	175-020-22	WILLMAR	PAVE TRAIL ALONG CSAHS 41 & 24 FROM W. EAGLES RIDGE ROAD TO COUNTRY CLUB DRIVE (WILLMAR)	1.4	EN	PEDESTRIAN BIKE TRAIL	TEA	213,584	140,000	0	0	0	73,584

Enhancement Projects
Fiscal Year: 2010

STIP for FY 2010-2013

Seq #	ATP	Route System	Project Number	Agency	Description	Miles	Program	Type of Work	Proposed Funds	Total	FHWA	AC	FTA	State	Other
1231	8	TH 19	4205-37	MNDOT	**ADA**CORRECT TRAIL/SIDEWALK & UPGRADING SIGNALS TO ADA STANDARDS FROM BRUCE STREET TO TH 23 IN MARSHALL (80/20 FUNDED BY DIST. C FUNDS)	1.0	EN	ENHANCEMENT	TEA	225,000	180,000	0	0	45,000	0
1233	8	TH 23	4203-46L	MNDOT	**BP08** MILL & CONC OVERLAY, E LIMITS OF RUSSEL TO N OF TH 19 (MARSHALL) - W BOUND LANES (CITY IS DOING A PED. UNDERPASS, PROJECT NUMBER IS 139-010-14) LOCAL SHARE	0.3	EN	PEDESTRIAN BIKE TRAIL	TEA	1,317,500	914,243	0	0	0	403,257
1411	M	PED/BIKE	10-090-01	CARVER COUNTY	MAYER TO HENN/CARVER CO LINE-CONSTRUCT CARVER CO DAKOTA RAIL LINE PED/BIKE TRAIL ON ABANDONED DAKOTA RAIL LINE CORRIDOR	7.0	EN	PEDESTRIAN BIKE TRAIL	TEA	1,483,780	1,044,320	0	0	0	439,460
1416	M	PED/BIKE	19-090-08	DAKOTA COUNTY	SPRING LAKE PARK RESERVE, NININGER TO EXISTING TRAILS, HASTINGS-CONSTRUCT E SEGMENT OF MISS RIVER REGIONAL TRAIL	3.4	EN	PEDESTRIAN BIKE TRAIL	TEA	1,050,000	762,533	0	0	0	287,467
1417	M	PED/BIKE	19-090-10	DAKOTA COUNTY	SPRING LAKE PARK RESERVE, NININGER TO EXISTING TRAILS, HASTINGS-PURCHASE RW FOR E SEGMENT OF MISS RIVER REGIONAL TRAIL	3.4	EN	RIGHT OF WAY	TEA	100,000	80,000	0	0	0	20,000
1440	M	PED/BIKE	82-090-01	WASHINGTON COUNTY	HARDWOOD CREEK REGIONAL TRAIL, FOREST LAKE-CONSTRUCT PED/BIKE BR 82523 OVER WASHINGTON CSAH 2 (BROADWAY AVE)	0.0	EN	PEDESTRIAN BIKE BRIDGE	TEA	961,893	769,514	0	0	0	192,379
1449	M	PED/BIKE	91-090-43	ANOKA CO PARK & REC DEPT	S OF GOLDEN LAKE ELEM SCHOOL IN CIRCLE PINES TO LINO LAKES TOWN CENTER DEVELOPMENT- CONSTRUCT RICE CREEK NORTH REGIONAL TRAIL EXPANSION	4.0	EN	PEDESTRIAN BIKE TRAIL	TEA	3,348,450	1,050,000	0	0	0	2,298,450
1450	M	PED/BIKE	91-090-46	ST PAUL PARK/REC	BRUCE VENTO NATURE SANCTUARY/INDIAN MOUNDS REG PARK TR /STAIR CONN, ST PAUL- CONSTRUCT NEW STAIRWAY & BIKEWALK THAT WILL TRAVERSE 110 FEET OF VERTICAL BLUFF	0.0	EN	PED./BIKE IMPROVEMENT	TEA	1,312,500	1,050,000	0	0	0	262,500
1451	M	PED/BIKE	91-090-47	DAKOTA COUNTY	PINE BEND BLUFFS TRAILHEAD TO 117TH ST, INVER GROVE HTS-CONSTRUCT MISS RIVER REGIONAL PED/BIKE TRAIL	1.5	EN	PEDESTRIAN BIKE TRAIL	TEA	1,179,140	943,312	0	0	0	235,828
1452	M	PED/BIKE	91-090-48	DAKOTA COUNTY	CAHILL AVE TO PINE BEND BLUFFS TRAILHEAD, INVER GROVE HTS-CONSTRUCT MISS RIVER REGIONAL PED/BIKE TRAIL	1.0	EN	PEDESTRIAN BIKE TRAIL	TEA	606,000	484,800	0	0	0	121,200
1454	M	PED/BIKE	91-090-63	DAKOTA COUNTY	CAHILL AVE TO PINE BEND BLUFFS TRAILHEAD, INVER GROVE HTS-PURCHASE RW	1.0	EN	RIGHT OF WAY	TEA	60,000	48,000	0	0	0	12,000
1462	M	PED/BIKE	92-090-48	DNR	OVER WASHINGTON CSAH 15(MANNING AVE) IN GRANT-REASSEMBLE BR 5721 & PLACE GATEWAY TRAIL BRIDGE 82524 OVER WASHINGTON CSAH 15	0.0	EN	GRADE,SURFACE & BRIDGE	TEA	709,767	567,814	0	0	0	141,953
1481	M	PED/BIKE	141-090-26	MINNEAPOLIS	MARSHALL ST NE TO MONROE ST NE, MPLS- CONSTRUCT 18TH AVE NE TRAIL PHASE 2- LIGHTING, RETAINING WALLS, FENCING, SIGNAGE, ETC	1.1	EN	PED./BIKE IMPROVEMENT	TEA	1,337,500	1,070,000	0	0	0	267,500

Enhancement Projects
Fiscal Year: 2010

STIP for FY 2010-2013

Seq #	ATP	Route System	Project Number	Agency	Description	Miles	Program	Type of Work	Proposed Funds	Total	FHWA	AC	FTA	State	Other
1482	M	PED/BIKE	141-090-27	MINNEAPOLIS	I-35W TO W RIVER PKWY, MPLS-CONSTRUCT RIVERLAKE GREENWAY ALONG E 40TH AND 42ND ST INCLUDING TRAFFIC CALMING, LANDSCAPING & STREETScape AMENITIES	2.5	EN	PED/BIKE IMPROVEMENT	TEA	1,337,500	1,070,000	0	0	0	267,500
1512	M	PED/BIKE	164-090-10	SAINT PAUL	W SIDE OF LEXINGTON PKWY, MINNEHAHA AVE TO ENERGY PARK DR, ST PAUL-CONSTRUCT OFF-ROAD PED/BIKE FACILITY, LIGHTING, SIGNING, ETC	0.5	EN	PEDESTRIAN BIKE TRAIL	TEA	1,712,000	1,070,000	0	0	0	642,000
1657	M	TH 999	7000-07	MN/DOT	REHABILITATION OF BR 4175 OVER MINNESOTA RIVER FOR USE AS PED/BIKE FACILITY, SHAKOPEE	0.0	EN	BRIDGE REPAIR OTHER	TEA	1,400,000	1,120,000	0	0	280,000	0
										\$39,466,974	\$27,692,579	\$983,300	\$0	\$1,572,015	\$10,202,380

Enhancement Projects
Fiscal Year: 2011

STIP for FY 2010-2013

Seq #	ATP	Route System	Project Number	Agency	Description	Miles	Program	Type of Work	Proposed Funds	Total	FHWA	AC	FTA	State	Other
104	1	EN	36-596-02	LITTLEFORK	STREETSCAPE IMPROVEMENTS ON TH 217 IN LITTLEFORK	0.0	EN	HISTORIC PRESERVATION	TEA	128,000	102,000	0	0	0	26,000
107	1	EN	69-595-06AC	ST LOUIS COUNTY	IMPROVEMENTS TO DULUTH TRAIN DEPOT, HISTORIC PRESERVATION, (AC PAYBACK 1 OF 1)	0.0	EN	HISTORIC PRESERVATION	TEA	400,000	400,000	0	0	0	0
111	1	EN	69-661-15	ST LOUIS COUNTY	BUCHANAN TOWN SITE WAYSIDE REST ON ST LOUIS CSAH 61 S KNIFE RIVER, HISTORIC PRESERVATION	0.0	EN	HISTORIC PRESERVATION	TEA	405,554	324,443	0	0	0	81,111
117	1	PED/BIKE	129-090-06	GRAND RAPIDS	TIOGA TO TH 169 MULTI-USE PED/BIKE TRAIL	1.0	EN	PED/BIKE IMPROVEMENT	TEA	156,250	125,000	0	0	0	31,250
272	2	PED/BIKE	29-090-02	HUBBARD COUNTY	W EDGE PARK RAPIDS - WESTERN PED/BIKE TRAIL	1.1	EN	PEDESTRIAN BIKE TRAIL	TEA	268,280	214,624	0	0	0	53,656
274	2	PED/BIKE	45-090-04	MARSHALL COUNTY	MARSHALL CO PARK PED/BIKE TRAIL & LANDSCAPING	0.8	EN	PEDESTRIAN BIKE TRAIL	TEA	116,000	92,800	0	0	0	23,200
283	2	PED/BIKE	119-090-06	EAST GRAND FORKS	EAST GRAND FORKS PED/BIKE PATH CONNECTION, 5TH AVE NW UNDERPASS TO INTERSECTION 12TH ST NW & 8TH AVE NW	0.3	EN	PEDESTRIAN BIKE TRAIL	TEA	145,000	116,000	0	0	0	29,000
519	3	EN	71-090-01	SHERBURNE COUNTY	SHERBURNE CSAH 9 TO PRINCETON, CONSTRUCT PHASE I OF GREAT NORTHERN TRAIL	3.5	EN	PEDESTRIAN BIKE TRAIL	TEA	330,000	118,400	0	0	0	211,600
521	3	PED/BIKE	73-090-08	STEARNS COUNTY	CONSTRUCT BIKE/PED TRAIL, E CITY LIMITS OF RICHMOND TO E CITY LIMITS OF COLD SPRING, PHASE I OF ROCORI TRAIL	5.3	EN	PEDESTRIAN BIKE TRAIL	TEA	658,705	526,964	0	0	0	131,741
524	3	PED/BIKE	86-090-03	WRIGHT COUNTY	CONSTRUCT BIKE/PEDESTRIAN TRAIL FACILITIES ALONG WRIGHT CSAH 19 & CSAH 20 IN HANOVER (PHASE 1A)	4.0	EN	PEDESTRIAN BIKE TRAIL	TEA	350,498	280,398	0	0	0	70,100
527	3	PED/BIKE	92-090-36	MNDNR	CONSTRUCT 2.4 MI OF GLACIAL LAKES TRAIL BETWEEN RICHMOND & 178TH AVE W OF COLD SPRING	2.4	EN	PEDESTRIAN BIKE TRAIL	TEA	248,880	199,104	0	0	0	49,776
528	3	PED/BIKE	108-090-01AC	BRAINERD	CONSTRUCT CUYUNA LAKES STATE TRAIL ALONG COLLEGE DR, EAST RIVER ROAD TO S 5TH ST/QUINCE, ALONG S 5TH ST, QUINCE TO PINE ST & KIWANIS TRAIL CONNECTION IN BRAINERD (AC PAYBACK, 1 of 1)	0.3	EN	PEDESTRIAN BIKE TRAIL	TEA	288,300	288,300	0	0	0	0
529	3	PED/BIKE	162-090-05	ST CLOUD	EXTEND BEAVER ISLAND BIKE/PED TRAIL, ST CLOUD CIVIC CENTER TO HESTER PARK ALONG MISSISSIPPI RIVER IN ST CLOUD	0.9	EN	PEDESTRIAN BIKE TRAIL	TEA	3,050,000	493,465	0	0	0	2,556,535
706	4	PED/BIKE	21-090-04	DOUGLAS COUNTY	NEAR ALEXANDRIA ADJACENT TO HWY 29, DOUGLAS CO RD 85 TO BIRCH BEACH, CONSTRUCTION OF BIKE TRAIL	0.8	EN	PED/BIKE IMPROVEMENT	TEA	270,000	216,000	0	0	0	54,000
710	4	PED/BIKE	92-090-42	SWIFT COUNTY	APPLETON TO MILAN PED/BIKE TRAIL - PHASE II	4.0	EN	PEDESTRIAN BIKE TRAIL	TEA	375,000	300,000	0	0	0	75,000

Enhancement Projects
Fiscal Year: 2011

STIP for FY 2010-2013

Seq #	ATP	Route System	Project Number	Agency	Description	Miles	Program	Type of Work	Proposed Funds	Total	FHWA	AC	FTA	State	Other
713	4	PED/BIKE	144-090-14	MOORHEAD	20TH ST & BNSF PED UNDERPASS AT 40TH AVE, BR 14K12	0.1	EN	ENHANCEMENT	TEA	490,000	392,000	0	0	0	98,000
925	6	PED/BIKE	50-623-01	MOWER COUNTY	REHABILITATE/RESTORE BR 5368 (ROOSEVELT BRIDGE)	0.1	EN	PEDESTRIAN BIKE BRIDGE	TEA	1,000,000	800,000	0	0	0	200,000
933	6	PED/BIKE	236-090-01	LA CRESCENT	WAGON WHEEL TRAIL, PHASE 1	1.0	EN	PEDESTRIAN BIKE TRAIL	TEA	545,500	436,400	0	0	0	109,100
1110	7	PED/BIKE	32-090-07	JACKSON COUNTY	LOON LAKE TRAIL IN JACKSON CO, PHASE 3	1.2	EN	PEDESTRIAN BIKE TRAIL	TEA	203,344	162,675	0	0	0	40,669
1124	7	I 90	8827-87	MNDOT	PRAIRIE PASSAGE, GRASS PLANTINGS AT 3 I90 REST AREAS	0.0	EN	LANDSCAPING	TEA	405,368	324,294	0	0	81,074	0
1125	7	TH 999	8827-98	MNDOT	MITIGATION OF STORMWATER SEDIMENT RUNOFF - 8 SITES	0.0	EN	MISCELLANEOUS	TEA	365,800	292,640	0	0	73,160	0
1266	8	PED/BIKE	207-090-02	REDWOOD FALLS	REDWOOD FALLS TRAIL PROJECT II, FROM NORMANDELE STREET AND CONNECT TO THE EXISTING TRAIL THAT GOES TO RACC SCHOOLS WHICH WAS CONSTRUCTED IN 2008	1.0	EN	PEDESTRIAN BIKE TRAIL	TEA	116,622	93,298	0	0	0	23,324
1267	8	PED/BIKE	226-090-01	GLENCOE	RECREATIONAL TRAIL, GLENCOE TO CSAH 1	1.0	EN	PEDESTRIAN BIKE TRAIL	TEA	276,702	221,362	0	0	0	55,340
1715	M	PED/BIKE	10-090-03	CARVER COUNTY	W PARKING LOT, MINNEWASHTA REG PARK, TO MINNETONKA W MIDDLE SCHOOL INCLUDING UNDERPASS, TH 41, CHANHASSEN-CONSTRUCT PED/BIKE TRAIL, UNDERPASS, ETC	2.6	EN	PEDESTRIAN BIKE TRAIL	TEA	1,362,500	1,090,000	0	0	0	272,500
1729	M	PED/BIKE	82-090-02	WASHINGTON COUNTY	OVER WASHINGTON CO RD 83(11TH AVE SW), FOREST LAKE-CONSTRUCT MULTI-MODAL BR FOR HARDWOOD CREEK REG TRAIL, ETC	0.2	EN	PEDESTRIAN BIKE TRAIL	TEA	926,500	741,200	0	0	0	185,300
1734	M	PED/BIKE	91-090-49	THREE RIVERS PARK DISTRICT	BELTLINE BLVD, ST LOUIS PARK-CONSTRUCT BRIDGE ON HOPKINS TO MIDTOWN GREENWAY REGIONAL LRT TRAIL	0.0	EN	PEDESTRIAN BIKE BRIDGE	TEA	1,284,000	1,027,200	0	0	0	256,800
1735	M	PED/BIKE	91-090-55	SAINT PAUL	SAMUEL H MORGAN REGIONAL TRAIL, TH 5 TO I-3E, ST PAUL-UPGRADE & ENHANCE CURRENT FACILITY, ETC	1.7	EN	PEDESTRIAN BIKE TRAIL	TEA	1,041,200	830,667	0	0	0	210,533
1736	M	PED/BIKE	91-090-56	SAINT PAUL PARKS & REC	CHEROKEE REGIONAL PARK-CONSTRUCT PED/BIKE TRAIL, OVERLOOKS, ETC ALONG S BLUFF OF MISS RIVER	1.3	EN	PEDESTRIAN BIKE TRAIL	TEA	1,880,250	1,090,000	0	0	0	790,250
1737	M	PED/BIKE	91-090-59	DAKOTA COUNTY	MISS RIVER REG TR, 117TH ST TO SPRING LK REG PARK, ROSEMOUNT-CONSTRUCT PED/BIKE TRAIL, ETC	3.7	EN	PEDESTRIAN BIKE TRAIL	TEA	1,592,763	1,090,000	0	0	0	502,763
1738	M	PED/BIKE	91-090-60	RAMSEY COUNTY PARKS	ALONG LOWER AFTON RD, MCKNIGHT RD TO PT DOUGLAS RD, ST PAUL-CONSTRUCT PAVED PED/BIKE TRAIL	1.0	EN	PEDESTRIAN BIKE TRAIL	TEA	981,000	784,800	0	0	0	196,200

Enhancement Projects
Fiscal Year: 2011

STIP for FY 2010-2013

Seq #	ATP	Route System	Project Number	Agency	Description	Miles	Program	Type of Work	Proposed Funds	Total	FHWA	AC	FTA	State	Other
1740	M	PED/BIKE	107-090-05	BLOOMINGTON	LONG MEADOW LAKE, BLOOMINGTON-REPLACE BR 3145 ON OLD CEDAR AVE WITH A PED/BIKE BOARDWALK	0.0	EN	PED/BIKE IMPROVEMENT	TEA	3,210,000	1,070,000	0	0	0	2,140,000
1741	M	PED/BIKE	107-090-06	BLOOMINGTON	20TH AVE TO 22ND AVE, BLOOMINGTON-CONSTRUCT PED/BIKE BRIDGE OVER KILLEBREW DR SO OF MALL OF AMERICA	0.0	EN	PEDESTRIAN BIKE BRIDGE	TEA	1,980,000	1,008,000	0	0	0	972,000
1742	M	PED/BIKE	120-020-37	EDINA	LYNMAR LANE TO E OF FRANCE AVE NEAR 72ND ST S, EDINA-CONSTRUCT PED/BIKE BRIDGE OVER FRANCE AVE, 600 FT TRAIL, ETC	0.1	EN	PED/BIKE IMPROVEMENT	TEA	2,180,000	1,090,000	0	0	0	1,090,000
1743	M	EN	138-010-12	RAM-WASH METRO WATER DIST	KELLER LAKE WATER-QUALITY IMPROVEMENT PROJECT-MITIGATE HWY 36 & HWY 61 RUNOFF BY CHANNELING STORMWATER THROUGH 3 WETLAND TREATMENT PONDS	0.0	EN	ENHANCEMENT	TEA	310,322	248,258	0	0	0	62,064
1744	M	PED/BIKE	141-020-107	MINNEAPOLIS	ALONG CEDAR & FRANKLIN AVES, MPLS-IMPROVE PED ACCESS & SAFETY BY INSTALLING LIGHTING, IMPROVING STREET X-INGS, SIGNING, ETC	0.0	EN	SPOT IMPROVEMENT	TEA	1,412,250	840,000	0	0	0	572,250
2073	C	TH 999	880C-ADA-11	MNDOT	AMERICAN DISABILITY ACT IMPROVEMENTS TO TRUNK HIGHWAY PROJECTS	0.0	SC	MISCELLANEOUS	TEA	2,500,000	2,000,000	0	0	500,000	0
										\$31,254,588	\$19,430,292	\$0	\$0	\$654,234	\$11,170,062

Enhancement Projects
Fiscal Year: 2012

STIP for FY 2010-2013

Seq #	ATP	Route System	Project Number	Agency	Description	Miles	Program	Type of Work	Proposed Funds	Total	FHWA	AC	FTA	State	Other
148	1	PED/BIKE	16-030-03	GRAND PORTAGE BAND	GRAND PORTAGE RESERVATION TRAILS	1.3	EN	PED/BIKE IMPROVEMENT	TEA	375,000	300,000	0	0	0	75,000
152	1	PED/BIKE	92-090-38	MNDNR	GITCHI GAMI TRAIL-BEAVER RIVER BRIDGE AND W RD SEGMENT, PED/BIKE BRIDGE & TRAIL	1.0	EN	PEDESTRIAN BIKE BRIDGE	TEA	1,644,500	500,000	0	0	0	1,144,500
154	1	PED/BIKE	118-090-16	DULUTH	LAKEWALK EXTENSION PHASE IV, 60TH AVE E TO TH 61, BIKE TRAIL	1.0	EN	PEDESTRIAN BIKE BRIDGE	TEA	525,000	420,000	0	0	0	105,000
155	1	PED/BIKE	118-090-17	DULUTH	LAKEWALK EXTENSION PHASE V, TH 61 TO BRIGHTON BEACH, BIKE TRAIL	0.5	EN	PEDESTRIAN BIKE BRIDGE	TEA	700,000	500,000	0	0	0	200,000
314	2	PED/BIKE	04-595-02	BELTRAMI COUNTY	LADY SLIPPER SCENIC BYWAY WAYSIDE INTERPRETIVE SITES	0.0	EN	ENHANCEMENT	TEA	315,000	94,500	0	0	0	220,500
317	2	PED/BIKE	45-608-07	MARSHALL COUNTY	WELCOME TO NEWFOLDEN PED/BIKE TRAIL	0.5	EN	PED/BIKE IMPROVEMENT	TEA	441,056	160,000	0	0	0	281,056
323	2	PED/BIKE	105-090-05	BEMIDJI	BEMIDJI - MIDWAY RD BR 2366 REHAB FOR USE AS A PED/BIKE BRIDGE	0.0	EN	PEDESTRIAN BIKE BRIDGE	TEA	350,000	160,000	0	0	0	190,000
324	2	PED/BIKE	119-120-09	EAST GRAND FORKS	EAST GRAND FORKS - SIDEWALK CONNECTION ACROSS USTH 2 FOR PED/BIKE TRAIL	0.8	EN	PEDESTRIAN BIKE TRAIL	TEA	147,000	90,000	0	0	0	57,000
580	3	PED/BIKE	11-090-03	CASS COUNTY	JCT CASS CO CR 163 & TH 371 TO TH 371 & CHRISTMAS POINT RD, PHASE II OF SHINGO BEE TRAIL CONNECTING PAUL BUNYAN TRAIL & HEARTLAND TRAIL IN WALKER	1.7	EN	PEDESTRIAN BIKE TRAIL	TEA	350,000	251,000	0	0	0	99,000
587	3	PED/BIKE	73-090-09	STEARNS COUNTY	CREST RIDGE RD TO CHERRYWOOD RD S OF PAYNESVILLE, CONSTRUCT PHASE 7 OF LAKE KORONIS TRAIL	2.0	EN	PEDESTRIAN BIKE TRAIL	TEA	355,300	284,240	0	0	0	71,060
749	4	EN	56-090-07	OTTER TAIL COUNTY	PHELPS MILL BRIDGE RESTORATION BR L0885	0.0	EN	BRIDGE REPAIR	TEA	695,600	345,630	0	0	0	349,970
750	4	PED/BIKE	56-596-02	OTTER TAIL COUNTY	PEDESTRIAN/BIKE TRAIL IN CITY OF OTTERTAIL, MAPLE ST TO WILLOW ST	1.8	EN	PEDESTRIAN BIKE TRAIL	TEA	296,500	237,200	0	0	0	59,300
983	6	PED/BIKE	159-090-17	ROCHESTER	TRAIL BRIDGE ACROSS OLMSTED CSAH 4/VALLEY HIGH DR	0.0	EN	ENHANCEMENT	TEA	913,000	713,000	0	0	0	200,000
1146	7	PED/BIKE	53-610-08	NOBLES COUNTY	ALONG CSAH 10 FROM INT. OF CSAH 10 & CSAH 35 TO 1.47 MI SOUTH (OLSON PARK), CONSTRUCT WEST WORTHINGTON TRAIL FOR PEDS AND BIKES (FED \$ CAPPED)	1.5	EN	PEDESTRIAN BIKE TRAIL	TEA	729,997	400,000	0	0	0	329,997
1148	7	PED/BIKE	72-090-01	SIBLEY	GAYLORD TRAIL, PHASE II AROUND CITY STORM POND TO TH 5/19 AND TO LINCOLN AVE THEN TO S EDGE GAME PROTECTIVE LEAGUE	2.0	EN	PEDESTRIAN BIKE TRAIL	TEA	438,970	260,130	0	0	0	178,840
1149	7	PED/BIKE	177-090-05	WORTHINGTON	FROM CENNTENIAL PARK AT THE INT OF CSAH 25 & CSAH 35 TO WORTHINGTON MIDDLE SCHOOL AT THE INT OF CSAH 10 & CSAH 35, CONSTRUCT WORTHINGTON TRAIL FOR PEDS AND BIKES	0.8	EN	PEDESTRIAN BIKE TRAIL	TEA	491,290	342,200	0	0	0	149,090

Enhancement Projects
Fiscal Year: 2012

STIP for FY 2010-2013

Seq #	ATP	Route System	Project Number	Agency	Description	Miles	Program	Type of Work	Proposed Funds	Total	FHWA	AC	FTA	State	Other
1159	7	TH 75	5905-26	MNDOT	ROCK/PIESTONE COUNTY PRAIRIE PASSAGE PLANTING, FROM THE CSAH 20 TO CSAH 9, ALONG TH 75	2.5	EN	LANDSCAPING	TEA	215,644	172,515	0	0	43,129	0
1299	8	PED/BIKE	12-090-05	CHIPPEWA COUNTY	CLARA CITY, CONSTRUCT BIKE/PED TRAIL, WOLVERINE DRIVE TO DIVISION STREET TO TH 23 (CLARA CITY)	2.4	EN	PEDESTRIAN BIKE TRAIL	TEA	750,000	225,000	0	0	0	525,000
1854	M	PED/BIKE	02-090-01	ANOKA COUNTY	LAMOTTE DR TO WESTVIEW ST & CENTERVILLE RD, CENTERVILLE-CONSTRUCT CENTERVILLE REGIONAL TRAIL LINK, ETC	0.5	EN	PEDESTRIAN BIKE TRAIL	TEA	1,055,040	791,280	0	0	0	263,760
1858	M	PED/BIKE	10-090-02	CARVER COUNTY	MAYER TO CARVER/MCLEOD CO LINE-CONSTRUCT CARVER CO DAKOTA RAIL LINE PED/BIKE TRAIL ON ABANDONED DAKOTA RAIL LINE CORRIDOR	6.0	EN	PEDESTRIAN BIKE TRAIL	TEA	1,478,400	1,120,000	0	0	0	358,400
1865	M	EN	91-070-15	ST PAUL PARK/REC	INTERPRETIVE SITE OF PEDESTRIAN BR L-5853 OVER FORMER COMO/HARRIET STREETCAR LINE, COMO PARK	0.0	EN	ENHANCEMENT	TEA	1,214,080	719,488	0	0	0	494,592
1866	M	PED/BIKE	91-090-57	DAKOTA COUNTY	MISS RIVER REG TR, SCHARRS BLUFF TO MISS RIVER, SPRING LK PARK RESERVE, NININGER TWP- CONSTRUCT PED/BIKE TR & TRAILHEAD FACILITY, ETC	1.6	EN	PED/BIKE IMPROVEMENT	TEA	1,290,240	1,032,192	0	0	0	258,048
1867	M	PED/BIKE	91-090-58	DAKOTA COUNTY	TH 110 TO GARLOUGH ELEMENTARY, WEST ST PAUL-CONSTRUCT N URBAN REG TR INCLUDING UNDERPASS	1.1	EN	PEDESTRIAN BIKE TRAIL	TEA	992,600	794,080	0	0	0	198,520
1868	M	EN	141-080-42	MINNEAPOLIS	HENN AVE TO CEDAR AVE, MPLS- REHABILITATE/PRESERVE HISTORIC BRS WHICH ARE OVER MIDTOWN GREENWAY	0.0	EN	BRIDGE REPAIR OTHER	TEA	1,400,000	1,120,000	0	0	0	280,000
1874	M	PED/BIKE	164-020-109	SAINT PAUL	RAYMOND AVE, UNIVERSITY AVE TO HAMPDEN ST, ST PAUL-PEDESTRIAN STREETScape IMPROVEMENTS, ETC	0.4	EN	PED/BIKE IMPROVEMENT	TEA	1,344,000	1,075,200	0	0	0	268,800
2093	C	TH 999	880C-ADA-12	MNDOT	AMERICAN DISABILITY ACT IMPROVEMENTS TO TRUNK HIGHWAY PROJECTS	0.0	SC	MISCELLANEOUS	TEA	2,500,000	2,000,000	0	0	500,000	0
										\$21,008,217	\$14,107,655	\$0	\$0	\$543,129	\$6,357,433

Enhancement Projects
Fiscal Year: 2013

STIP for FY 2010-2013

Seq #	ATP	Route System	Project Number	Agency	Description	Miles	Program	Type of Work	Proposed Funds	Total	FHWA	AC	FTA	State	Other
187	1	PED/BIKE	38-090-04	LAKE COUNTY	TWO HARBORS TRAIL SYSTEM RR UNDERPASS BRIDGE NUMBER	0.4	EN	PED/BIKE IMPROVEMENT	TEA	429,149	343,319	0	0	0	85,830
188	1	PED/BIKE	38-090-06AC	LAKE COUNTY	FINLAND COMMUNITY & TRAIL CENTER (AC PAYBACK 1 OF 1)	0.0	EN	BUILDINGS	TEA	295,000	295,000	0	0	0	0
192	1	PED/BIKE	91-090-65	FOND DU LAC RESERVATION	FOND DU LAC TO CLOQUET TRAIL CONNECTION, PED/BIKE TRAIL	1.6	EN	PED/BIKE IMPROVEMENT	TEA	400,000	297,357	0	0	0	102,643
193	1	TH 1	98-010-04	EFFIE	ELLA STREETSCAPE IMPROVEMENTS, TH 1, EFFIE (TH 3101-33)	0.0	EN	HISTORIC PRESERVATION	TEA	146,200	116,960	0	0	0	29,240
195	1	PED/BIKE	118-090-02	DULUTH	MUNGER TRAIL CONNECTION PHASE II, GRASSY POINT TO RECYCLE WAY, W DULUTH, PED/BIKE FACILITY	2.0	EN	PED/BIKE IMPROVEMENT	TEA	700,000	500,000	0	0	0	200,000
358	2	PED/BIKE	45-628-08	MARSHALL COUNTY	WELCOME TO NEWFOLDEN PED/BIKE TRAIL, PHASE II	0.8	EN	PEDESTRIAN BIKE TRAIL	TEA	279,259	156,878	0	0	0	122,381
361	2	PED/BIKE	68-090-05	ROSEAU COUNTY	CITY OF ROSEAU - ROSEAU RIVER TRAIL FOR PED/BIKE TRAIL, PHASE III	0.8	EN	PEDESTRIAN BIKE TRAIL	TEA	198,561	158,850	0	0	0	39,711
365	2	PED/BIKE	119-010-05	EAST GRAND FORKS	EAST GRAND FORKS - MULTIPURPOSE TRAIL ON W SIDE OF TH 220 FOR PED/BIKE TRAIL	0.9	EN	PEDESTRIAN BIKE TRAIL	TEA	255,340	204,272	0	0	0	51,068
791	4	EN	56-090-08	OTTER TAIL COUNTY	BATTLE LAKE TO GLENDALOUGH PARK INTERCONNECTION TRAIL	1.7	EN	PEDESTRIAN BIKE TRAIL	TEA	284,049	175,000	0	0	0	109,049
1038	6	PED/BIKE	92-090-47	DNR	MILL TOWNS TRAIL - BRIDGE	0.1	EN	ENHANCEMENT	TEA	665,000	532,000	0	0	0	133,000
1039	6	PED/BIKE	104-090-06	AUSTIN	NATURE CENTER TRAIL - PHASE III	0.7	EN	ENHANCEMENT	TEA	270,490	216,392	0	0	0	54,098
1194	7	LOCAL 999	8807-EN-13	LOCAL	SETASIDE FOR ENHANCEMENT PROJECTS - 2013	0.0	EN	ENHANCEMENT	TEA	1,125,000	900,000	0	0	0	225,000
1337	8	PED/BIKE	139-090-04	LYON COUNTY	TH 19 TO CLARICE AVE (MARSHALL E TRAIL), CONSTRUCT BIKE/PED TRAIL (PHASE III)	1.2	EN	PEDESTRIAN BIKE TRAIL	TEA	261,000	174,870	0	0	0	86,130
1338	8	PED/BIKE	175-090-05	WILLMAR	DOWNTOWN WILLMAR TO ROBBINS ISLAND CONNECTION, CONSTRUCT BIKE/PED TRAIL	1.0	EN	PEDESTRIAN BIKE TRAIL	TEA	177,017	135,064	0	0	0	41,953
1339	8	PED/BIKE	226-090-01	GLENCOE	MCLEOD CSAH 1 TO BUFFALO CREEK (BUFFALO HIGHLAND RECREATIONAL TRAIL), GLENCOE, CONSTRUCT BIKE/PED TRAIL	1.5	EN	PEDESTRIAN BIKE TRAIL	TEA	411,875	185,000	0	0	0	226,875
2112	C	TH 999	880C-ADA-13	MNDOT	AMERICAN DISABILITY ACT IMPROVEMENTS TO TRUNK HIGHWAY PROJECTS	0.0	SC	MISCELLANEOUS	TEA	2,500,000	2,000,000	0	0	500,000	0
										\$8,397,940	\$6,390,962	\$0	\$0	\$500,000	\$1,506,978

Highway Safety Improvement Program (HSIP)

HIGHWAY SAFETY IMPROVEMENT PROGRAM (HSIP)

Before the passage of SAFETEA-LU federal safety funds were made available through the Hazard Elimination Safety Program (HES). Funds were identified in a decentralized process through local Area Transportation Partnerships (ATP).

Traditionally, these projects were reactive in nature and were designed to improve an existing safety problem. Through the project development process a benefit/cost ratio would be estimated based on the safety improvement at a particular location. A review of projects funded in recent history yields the following breakdown of project types. For intersections (the predominant project location), most of the projects were new traffic signal installations usually including channelization and turn lane construction. Other intersection projects included: lighting, Emergency Vehicle Pre-emption (EVP) installation, and conversion to an interchange. For sections of roadway, most of the projects included general safety improvements – guardrail, shoulder improvements and turn lane construction. Other safety projects included: lighting, signing, and vertical and horizontal curvature correction. Projects programmed in later years have shifted to other areas including roundabouts and median treatments.

With the passage of SAFETEA-LU and the development of the Minnesota Strategic Highway Safety Plan, the types of safety projects funded with HSIP dollars has changed. In 2007 and 2008 Mn/DOT transitioned from a purely reactive safety program to a more proactive safety program where low-cost systematic strategies are emphasized. Beginning in 2009 all

ATPs have a safety program developed based on Minnesota data and the Minnesota Strategic Highway Safety Plan.

Projects were selected for the 2010-2013 STIP through a centralized process. A solicitation process was used for the local project selection. Low cost, systematic, proactive projects were prioritized over reactive single location improvements. Projects funded using the new process includes: systematic intersection lighting, enhanced edge lines, rumble strips, chevrons on curves and cable median barrier. The Office of Traffic, Safety and Technology now approves state HSIP projects before they are included in the STIP.

Goals were set for proactive project funding. Greater Minnesota districts have a goal of 70% HSIP money being spent on proactive projects. The metro district has a goal of 30% HSIP money to be spent on proactive projects.

Projects were selected using the following criteria:

- Ability to meet the intent of the SHSP
- Fatal and A injury crashes per intersection or per mile
- SHSP (critical emphasis areas)
- Cost per intersection or cost per mile
- ADT
- Recommendation of a previous safety audit
- Inclusion on the High Risk Rural Roads list or Top 5% list

The selection committee was comprised of individuals from the following offices:

- Mn/DOT Office of Traffic, Safety and Technology
- FHWA
- Mn/DOT Office of State Aid for Local Transportation (local solicitation only)

The Highway Safety Improvement Program funding included in the 2010-2013 STIP is shown in Figure A-3.

Figure A-3					
HIGHWAY SAFETY IMPROVEMENT PROGRAM GOALS					
Fatal + A-Level Serious Injury Crashes					HSIP Goals (Federal Portion Only) (Millions)
ATP	TH	Local	Total	% of Total	
D1	92	112	204	7.7%	\$1.38
D2	41	60	101	3.8%	\$0.68
D3	148	255	403	15.1%	\$2.72
D4	61	99	160	6.0%	\$1.08
D6	116	196	312	11.7%	\$2.11
D7	53	97	150	5.6%	\$1.01
D8	65	93	158	5.9%	\$1.07
M	313	886	1,179	44.2%	\$7.95
Total	889	1,778	2,667	100.0%	\$18.00

* 2002-2004 Crash Data

Figure A-4					
HIGHWAY SAFETY IMPROVEMENT PROGRAM BY YEAR (\$ MILLIONS)					
	2010	2011	2012	2013	TOTAL
Federal Highway Funds	26.9	17.3	18.3	19.9	82.4

Highway Safety Improvement Projects
Fiscal Year: 2010

STIP for FY 2010-2013

Seq #	ATP	Route System	Project Number	Agency	Description	Miles	Program	Type of Work	Proposed Funds	Total	FHWA	AC	FTA	TH	Other
41	1	LOCAL 999	88-070-13	MNDOT	SIX INCH WIDE EPOXY EDGELINES AND FOUR INCH EPOXY CENTERLINES (ATP WIDE)	0.0	SH	STRIPING	HSIP	843,744	759,370	0	0	0	84,374
72	1	TH 61	8821-176	MNDOT	BETWEEN DULUTH AND TWO HARBORS, CONSTRUCT EIGHT TURN LANES	0.0	SH	TURN LANES	HSIP	500,000	450,000	0	0	50,000	0
85	1	TH 999	8801-SHS-10	MNDOT	DISTRICTWIDE SETASIDE - MNDOT HSIP PROJECTS-LANE DEPARTURE & LIGHTING	0.0	SH	SAFETY TARGET	HSIP	79,660	71,694	0	0	7,966	0
238	2	CSAH	88-070-03	POLK COUNTY	MULTI-COUNTY 6" WIDE EPOXY EDGE STRIPES (04-070-02, 15-070-02, 29-070-01, 35-070-01, 39-070-01, 45-070-02, 54-070-01, 57-070-02, 60-070-01, 63-070-01, 68-070-01)(HRRRP \$666,450, DPS \$833,550, LM \$200,000)	594.3	SH	STRIPING	HSIP	1,700,000	666,450	0	0	0	1,033,550
251	2	TH 999	8822-85	MNDOT	INSTALL RURAL INTERSECTION LIGHTING AT 10 LOCATIONS DISTRICT WIDE	0.0	SH	LIGHTING	HSIP	110,000	99,000	0	0	11,000	0
403	3	LOCAL 999	11-070-02	CASS COUNTY	ENHANCE PAVEMENT MARKINGS AT VARIOUS LOCATIONS IN CASS CO	0.0	SH	STRIPING	HSIP	289,344	250,000	0	0	0	39,344
410	3	LOCAL 999	48-070-04	MILLE LACS COUNTY	ENHANCE PAVEMENT MARKINGS AT VARIOUS LOCATIONS IN MILLE LACS CO	0.0	SH	STRIPING	HSIP	189,500	170,550	0	0	0	18,950
414	3	LOCAL 999	71-070-05	SHERBURNE COUNTY	INSTALL EDGE LINE STRIPING IN SHERBURNE CO	0.0	SH	STRIPING	HSIP	252,000	226,800	0	0	0	25,200
415	3	CSAH 14	71-070-06	SHERBURNE COUNTY	CONSTRUCT RIGHT TURN LANE & BYPASS LANE AT SHERBURNE CO CSAH 14/CSAH 30 INTERSECTION	0.0	SH	TURN LANES	HSIP	38,000	34,200	0	0	0	3,800
430	3	LOCAL 999	80-070-01	WADENA COUNTY	ENHANCE PAVEMENT MARKINGS AT VARIOUS LOCATIONS IN WADENA CO	0.0	SH	STRIPING	HSIP	104,556	94,100	0	0	0	10,456
431	3	LOCAL 999	86-070-02	WRIGHT COUNTY	INSTALL VEHICLE DETECTION ADVANCE WARNING SYSTEMS AT 4 INTERSECTIONS	0.0	SH	MISCELLANEOUS	HSIP	144,000	129,600	0	0	0	14,400
432	3	LOCAL 999	86-070-03	WRIGHT COUNTY	INSTALL INTERSECTION LIGHTING AT VARIOUS LOCATIONS IN WRIGHT CO	0.0	SH	LIGHTING	HSIP	195,000	175,500	0	0	0	19,500
434	3	LOCAL 999	88-070-17	CROW WING/MORRISON COUNTIES	ENHANCE PAVEMENT MARKINGS IN CROW WING & MORRISON COUNTIES	0.0	SH	STRIPING	HSIP	730,000	657,000	0	0	0	73,000
435	3	LOCAL 999	88-070-18	ISANTI/KANABEC COUNTIES	INSTALL EDGE STRIPING IN ISANTI & KANABEC CO	0.0	SH	STRIPING	HSIP	315,000	283,500	0	0	0	31,500
460	3	TH 23	0504-17	MN/DOT	INSTALL EDGELINE RUMBLE STRIPES, E LIMITS OF FOLEY TO OGILVIE	36.3	SH	TRAFFIC BARRIER	HSIP	135,499	121,949	0	0	13,550	0
470	3	I 94	7380-225	MN/DOT	REGRADE MEDIUM IN SLOPES & INSTALL MEDIAN CABLE GUARDRAIL AT VARIOUS LOCATIONS, SAUK CENTRE TO ALBANY (DPS FUNDS=\$2,172,776)	17.3	SH	MEDIAN BARRIER	HSIP	3,523,141	998,050	0	0	352,315	2,172,776
683	4	TH 999	8824-76	MNDOT	DISTRICTWIDE SAFETY INTERSECTION LIGHTING - 2010	0.0	SH	RUMBLE STRIPES	HSIP	508,000	457,200	0	0	50,800	0

Highway Safety Improvement Projects
Fiscal Year: 2010

STIP for FY 2010-2013

Seq #	ATP	Route System	Project Number	Agency	Description	Miles	Program	Type of Work	Proposed Funds	Total	FHWA	AC	FTA	TH	Other
684	4	TH 999	8824-77	MNDOT	DISTRICTWIDE SAFETY RUMBLE STRIPING - 2010	0.0	SH	LIGHTING	HSIP	45,000	40,500	0	0	4,500	0
838	6	LOCAL 999	24-070-05	FREEBORN COUNTY	ENHANCED PAVEMENT MARKINGS (VARIOUS LOCATIONS ON FREEBORN CSAH 46 & FREEBORN CSAH 22)	0.0	SH	SAFETY TARGET	HSIP	50,000	45,000	0	0	0	5,000
844	6	LOCAL 999	55-070-03	OLMSTED COUNTY	**HRRR** FURNISH AND INSTALL APPROACH GUARDRAIL AT 2 BRIDGES - BR 55536 ON CSAH 1, 2.3 MI S OF CSAH 16 OVER N BR ROOT RIVER AND BR 55528 ON CSAH 3, 0.1 MI W OF CSAH 12 OVER MIDDLE FORK ZUMBRO RIVER	0.0	SH	SAFETY TARGET	HSIP	36,000	32,400	0	0	0	3,600
845	6	LOCAL 999	55-070-09	OLMSTED COUNTY	EDGE LINE RUMBLE STRIPS - VARIOUS LOCATIONS IN OLMSTED COUNTY	0.0	SH	SAFETY TARGET	HSIP	169,250	152,325	0	0	0	16,925
846	6	LOCAL 999	55-070-10	OLMSTED COUNTY	TRAFFIC CONTROL LAYOUT (ENHANCED SIGNS AND MARKINGS) - VARIOUS LOCATIONS IN OLMSTED COUNTY	0.0	SH	SAFETY TARGET	HSIP	128,700	115,830	0	0	0	12,870
847	6	LOCAL 999	55-070-11	OLMSTED COUNTY	RED LIGHT RUNNING CONFIRMATION LIGHTS - VARIOUS LOCATIONS IN OLMSTED COUNTY	0.0	SH	SAFETY TARGET	HSIP	93,000	83,700	0	0	0	9,300
848	6	LOCAL 999	55-070-12	OLMSTED COUNTY	ENHANCED CURVE DELINEATION - VARIOUS LOCATIONS IN OLMSTED COUNTY	0.0	SH	SAFETY TARGET	HSIP	22,000	19,800	0	0	0	2,200
850	6	LOCAL 999	66-070-02	RICE COUNTY	ENHANCED PAVEMENT MARKINGS - VARIOUS LOCATIONS IN RICE COUNTY	0.0	SH	SAFETY TARGET	HSIP	111,111	100,000	0	0	0	11,111
851	6	LOCAL 999	66-070-03	RICE COUNTY	ROADSIDE HAZARD REDUCTION PROGRAM - VARIOUS LOCATIONS IN RICE COUNTY	0.0	SH	SAFETY TARGET	HSIP	111,111	100,000	0	0	0	11,111
852	6	LOCAL 999	66-070-04	RICE COUNTY	ENHANCED INTERSECTION SIGNING - VARIOUS LOCATIONS IN RICE COUNTY	0.0	SH	SAFETY TARGET	HSIP	38,888	35,000	0	0	0	3,888
857	6	LOCAL 999	88-070-08	LOCAL	2010 - EAST SIDE OF DISTRICT, EDGE LINE RUMBLE STRIPES, WITH 6" WIDE PAINT ALONG BOTH SIDES OF THE ROADWAY	0.0	SH	STRIPING	HSIP	833,333	750,000	0	0	0	83,333
882	6	TH 52	8826-40	MN/DOT	ACCELERATION LANE S, LENGTHEN TURN LANES & MEDIAN/ACCESS MODIFICATIONS, GOODHUE & OLMSTED CO	63.4	SH	GRADE AND SURFACE	HSIP	1,100,000	990,000	0	0	110,000	0
890	6	TH 999	8826-61	MN/DOT	DISTRICTWIDE CURVE SIGNING (CHEVRONS & ADVANCE CURVE SIGNS ON 50 CURVES)	0.0	SH	SIGNING	HSIP	50,000	45,000	0	0	5,000	0
891	6	TH 999	8826-63S	MN/DOT	DISTRICTWIDE RURAL INTERSECTION LIGHTING (2 UNITS PER INTERSECTION AT 8 INTERSECTIONS)	0.0	SH	LIGHTING	HSIP	66,667	60,000	0	0	6,667	0
896	6	LOCAL 999	8806-SHL-10	DISTRICT 6 COUNTIES	LOCAL HSIP SET ASIDE - 2010	0.0	SH	SAFETY TARGET	HSIP	177,610	159,849	0	0	0	17,761
1078	7	CSAH 11	72-070-04	SIBLEY	INTERSECTION OF CSAH 11 AND TH 5 IN GREEN ISLE, INTERSECTION IMPROVEMENT	0.0	SH	GRADE AND SURFACE	HSIP	277,800	250,000	0	0	0	27,800

Highway Safety Improvement Projects
Fiscal Year: 2010

STIP for FY 2010-2013

Seq #	ATP	Route System	Project Number	Agency	Description	Miles	Program	Type of Work	Proposed Funds	Total	FHWA	AC	FTA	TH	Other
1079	7	CSAH 12	72-070-05	SIBLEY	INTERSECTION OF CSAH 12 AND TH 5 ON THE NORTH SIDE OF ARLINGTON, INTERSECTION IMPROVEMENT	0.0	SH	GRADE AND SURFACE	HSIP	166,700	150,000	0	0	0	16,700
1080	7	CSAH 3	83-070-03	WATONWAN COUNTY	FROM JCT TH 4 & TH 30 TO THE SOUTH JCT CSAH 27, PAVE SHOULDERS AND EDGE LINE RUMBLE STRIPES	1.5	SH	PAVE SHOULDER	HSIP	250,000	225,000	0	0	0	25,000
1086	7	TH 22	5205-32	MNDOT	FROM TH 111 TO CSAH 1, PAVE SHOULDERS AND ADD RUMBLE STRIPES	1.6	SH	PAVE SHOULDER	HSIP	70,246	63,221	0	0	7,025	0
1092	7	TH 111	5208-18	MNDOT	FROM NICOLLET TO TH 22, PAVE SHOULDERS AND ADD RUMBLE STRIPES	9.3	SH	PAVE SHOULDER	HSIP	408,310	367,479	0	0	40,831	0
1226	8	LOCAL 999	88-070-11	DISTRICTWIDE	DISTRICTWIDE - LOCAL ROADWAYS, INSTALL CHEVERONS, 6" WIDE LATEX OR 4" WIDE EPOXY	0.0	SH	STRIPING	HSIP	725,303	652,773	0	0	0	72,530
1227	8	LOCAL 999	88-070-19	CHIPPEWA COUNTY	LOCAL ROADWAYS IN CHIPPEWA AND LAC QUI PARLE COUNTIES, INSTALL CAN DELINEATORS ON ALL RURAL CO RD INTERSECTIONS	0.0	SH	SIGNING	HSIP	28,750	25,875	0	0	0	2,875
1235	8	TH 294	3419-08	MNDOT	JCT TH 294 & N JCT BUSINESS TH 71 (WILLMAR), INTERSECTION REVISION	0.0	SH	TURN LANES	HSIP	324,239	111,815	0	0	12,424	200,000
1237	8	TH 999	8828-102	MNDOT	INTERSECTION LIGHTING, ON TH 22/TH 212, TH 59/TH 212, TH 19/TH 68, TH 9/TH 71, TH 68/TH 71 S, TH 68/TH 71 N, TH 7/TH 40, TH 59/ LYON CO CSAH 6, & TH 22 & MCLEOD CSAH 8	0.0	SH	LIGHTING	HSIP	260,000	234,000	0	0	26,000	0
1238	8	TH 999	8828-103	MNDOT	INSTALL RUMBLE STRIPES AT VARIOUS LOCATIONS IN DISTRICT	0.0	SH	RUMBLE STRIPES	HSIP	101,900	91,710	0	0	10,190	0
1406	M	CR 132	02-596-07	ANOKA COUNTY	ANOKA CO RD 132 (85TH AVE) AT SPRINGBROOK DR, COON RAPIDS-CHANNELIZATION, TRAFFIC SIGNAL UPGRADE, ETC	0.0	SH	SPOT IMPROVEMENT	HSIP	1,070,000	963,000	0	0	0	107,000
1432	M	CSAH 31	62-631-05	RAMSEY COUNTY	MARYLAND AVE AT RICE ST, ST PAUL-RECONSTRUCTION, WIDENING, UPGRADE TRAFFIC SIGNAL, ETC	0.0	SH	SPOT IMPROVEMENT	HSIP	1,600,000	708,750	0	0	0	891,250
1433	M	CSAH 31	62-631-06	RAMSEY COUNTY	MARYLAND AVE, PROSPERITY AVE, ST PAUL-RECONSTRUCTION, WIDENING, SIGNAL UPGRADE, ETC	0.0	SH	SPOT IMPROVEMENT	HSIP	1,600,000	722,250	0	0	0	877,750
1435	M	CSAH 16	70-616-24	SCOTT COUNTY	SCOTT CSAH 16(MCCOLL DR), GLENDALE RD, SAVAGE-CONSTRUCT MULTI-LANE ROUNDABOUT	0.0	SH	SPOT IMPROVEMENT	HSIP	1,500,000	770,400	0	0	0	729,600
1442	M	CSAH 2	82-602-14	WASHINGTON COUNTY	WASHINGTON CSAH 2 (W BDWY AVE) & 12TH ST NW, FOREST LAKE-MEDIAN INSTALLATION & TRAFFIC SIGNAL PHASING	0.0	SH	SPOT IMPROVEMENT	HSIP	1,070,000	963,000	0	0	0	107,000
1493	M	CITY	141-366-15	MINNEAPOLIS	31ST ST, 9 LOCATIONS, HENNEPIN TO 2ND AVE, MPLS-OVERHEAD SIGNAL INDICATIONS-PHASE 1	0.0	SH	TRAFFIC SIGNAL REVISION	HSIP	472,500	425,250	0	0	0	47,250

Highway Safety Improvement Projects
Fiscal Year: 2010

STIP for FY 2010-2013

Seq #	ATP	Route System	Project Number	Agency	Description	Miles	Program	Type of Work	Proposed Funds	Total	FHWA	AC	FTA	TH	Other	
1560	M	TH 5	1002-80	MNDOT	POWERS BLVD/CARVER CSAH 17, CHANHASSEN-ADD NORTHBOUND TO EASTBOUND ACCELERATION LANE	0.0	SH	GRADE AND SURFACE	HSIP	240,000	216,000	0	0	24,000	0	
1563	M	TH 5	8214-145	MNDOT	JAMACA AVE/STILLWATER BLVD, LAKE ELMO-CONSTRUCT ROUNDABOUT	0.0	SH	GRADE AND SURFACE	HSIP	1,440,000	900,000	0	0	100,000	440,000	
1566	M	TH 10	0215-70	MN/DOTHANSON BLVD TO EG RET, COON RAPIDS-INSTALL CABLE MEDIAN BARRIER	1.4	SH	GUARD RAIL	HSIP	169,432	152,489	0	0	0	16,943	0	
1576	M	I 35E	1982-149	MN/DOTS JCT I-35E/I-35W, BURNSVILLE TO WAGON WHEEL TRAIL, MENDOTA HTS-INSTALL MEDIAN CABLE BARRIER	12.3	SH	MEDIAN BARRIER	HSIP	1,388,800	1,249,920	0	0	0	138,880	0	
1586	M	I 35W	6284-140	MNDOT	RAMSEY CO RD C TO I-694, ROSEVILLE, NEW BRIGHTON, & ARDEN HILLS-CONTINUOUS LIGHTING	3.1	SH	LIGHTING	HSIP	652,700	587,430	0	0	0	65,270	0
1611	M	TH 61	6222-161S	MN/DOT 0.2 MI S OF ROSELAWN AVE, MAPLEWOOD TO 0.15 MI S OF WHITE BEAR AVE, WHITE BEAR LAKE-MEDIAN CLOSURES, TURN LANE MODIFICATIONS, NEW TURN LANES, ETC AT SEVERAL LOCATIONS	5.7	SH	TURN LANES	HSIP	980,000	477,000	0	0	0	53,000	450,000	
1621	M	I 94	2780-78	MN/DOTS B TH 101 TO WB I-94, ROGERS-CONSTRUCT ACCELERATION LANE	0.5	SH	SPOT IMPROVEMENT	HSIP	845,000	760,500	0	0	0	84,500	0	
1622	M	I 94	2780-80	MN/DOT TH 101, ROGERS-CONSTRUCT EB CO RD FOR SB TH 101 TRAFFIC	0.7	SH	GRADE AND SURFACE	HSIP	1,925,000	1,732,500	0	0	0	192,500	0	
1629	M	I 94	8282-103	MNDOT	W JUNCTION TH 95/WASHINGTON CSAH 15 RAMP TERMINI, WOODBURY, AFTON, LAKE ELMO, & W LAKELAND TWP-TRAFFIC SIGNAL INSTALLATION, DUAL LEFT TURN LANES, ETC(\$850K-SC)-THIS IS AN ASSOCIATED SP TO 8208-33	0.0	SH	TRAFFIC SIGNAL INST.	HSIP	1,200,000	1,080,000	0	0	0	120,000	0
1631	M	TH 95	8208-33	MN/DOT HUDSON RD, AFTON & WOODBURY-TRAFFIC SIGNAL INSTALLATION, APPROACH LANES, ETC	0.0	SH	SPOT IMPROVEMENT	HSIP LF	1,125,000	900,000	0	0	0	100,000	125,000	
1636	M	TH 169	2772-81	MN/DOTS B EXIT RAMP TO MEDICINE LAKE RD, PLYMOUTH-RECONSTRUCT RAMP, EXTEND DECEL, ETC	0.0	SH	SPOT IMPROVEMENT	HSIP	714,561	643,105	0	0	0	71,456	0	
1655	M	I 694	6286-53	MN/DOT US 61, VADNAIS HEIGHTS TO 50TH ST N, OAKDALE - INSTALL CABLE MEDIAN BARRIER	4.6	SH	MEDIAN BARRIER	HSIP	1,000,000	900,000	0	0	0	100,000	0	
1656	M	I 694	8286-64S	MNDOT	I94 TO 50TH ST, OAKDALE-INSTALL MEDIAN CABLE BARRIER(ORIGINALLY PART OF SP 6286-53, SEQ # 2060 IN 2009-2012 STIP)	3.6	SH	MEDIAN BARRIER	HSIP	825,000	742,500	0	0	0	82,500	0
2053	C	TH 999	880C-CB-10	MNDOT	STRATEGIC HIGHWAY SAFETY PLAN - MNDOT CABLE MEDIAN BARRIER PROJECTS (DISTRICT MATCH)	0.0	SH	MISCELLANEOUS	HSIP	1,500,000	1,500,000	0	0	0	0	0
										\$36,621,355	\$26,940,334	\$0	\$0	\$1,857,317	\$7,823,704	

Highway Safety Improvement Projects
Fiscal Year: 2011

STIP for FY 2010-2013

Seq #	ATP	Route System	Project Number	Agency	Description	Miles	Program	Type of Work	Proposed Funds	Total	FHWA	AC	FTA	TH	Other
101	1	LOCAL 999	16-070-03	COOK COUNTY	COOK COUNTY INTERSECTION LIGHTING (PHASE II)	0.0	SH	LIGHTING	HSIP	14,000	12,600	0	0	0	1,400
102	1	LOCAL 999	16-070-04	COOK COUNTY	COOK COUNTY 6" EPOXY STRIPING (PHASE II)	0.0	SH	STRIPING	HSIP	27,800	25,020	0	0	0	2,780
106	1	LOCAL 999	69-080-05	ST LOUIS COUNTY	ST LOUIS COUNTY, RUMBLE STRIPES	0.0	SH	LIGHTING	HSIP	277,778	250,000	0	0	0	27,778
112	1	LOCAL 999	88-070-16	ST LOUIS, LAKE COUNTIES	ST LOUIS AND LAKE COUNTIES, RUMBLE STRIPES	0.0	SH	STRIPING	HSIP	610,000	549,000	0	0	0	61,000
119	1	TH 1	8821-196	MNDOT	ELY TO ISABELLA, GROUND IN EDGE LINES, ALL WEATHER PAINT	39.0	SH	STRIPING	HSIP	385,000	346,500	0	0	38,500	0
132	1	TH 999	8821-192	MNDOT	DISTRICTWIDE RUMBLE STRIPP PROJECT	0.0	SH	STRIPING	HSIP	215,000	193,500	0	0	21,500	0
133	1	TH 999	8821-193	MNDOT	DISTRICTWIDE RURAL INTERSECTION LIGHTING	39.0	SH	LIGHTING	HSIP	150,000	135,000	0	0	15,000	0
296	2	LOCAL 999	8802-SHL-11	LOCAL	DISTRICTWIDE - SAFETY PROGRAM - LOCAL - FY 2011	0.0	SH	SAFETY TARGET	HSIP	500,000	450,000	0	0	0	50,000
297	2	TH 999	8802-SHS-11	MNDOT	DISTRICTWIDE HSIP TH FUND -FY 2011	0.0	SH	SAFETY TARGET	HSIP	352,941	317,647	0	0	35,294	0
517	3	CR 242	49-070-05	MORRISON COUNTY	RECONSTRUCT MORRISON CO RD 242 CURVE INCL GRADING, BASE & BITUMINOUS INCL SHOULDERS	0.0	SH	MISCELLANEOUS	HSIP	175,000	157,500	0	0	0	17,500
520	3	CSAH 75	73-070-03	STEARNS COUNTY	TRAFFIC SIGNAL CHANNELIZATION & ELIMINATION OF LEFT TURN AT CSAH 75 AND 37TH AVE	0.0	SH	GRADE AND SURFACE	HSIP	500,000	450,000	0	0	0	50,000
542	3	194	7380-235	MNDOT	INSTALL INTERCHANGE LIGHTING AT I-94/STEARNS CSAH 2 IN STEARNS CO	0.0	SH	LIGHTING	HSIP	388,889	350,000	0	0	38,889	0
549	3	TH 999	8823-145	MNDOT	DISTRICTWIDE INTERSECTION LIGHTING AT VARIOUS TRUNK HIGHWAY/TRUNK HIGHWAY INTERSECTIONS	0.0	SH	LIGHTING	HSIP	466,667	420,000	0	0	46,667	0
550	3	TH 999	8823-146	MNDOT	DISTRICTWIDE CHEVRON/SIGNING UPGRADE	0.0	SH	SIGNING	HSIP	133,333	120,000	0	0	13,333	0
551	3	TH 999	8823-147	MNDOT	DISTRICTWIDE SETASIDE - RUMBLE STRIPS	0.0	SH	MISCELLANEOUS	HSIP	255,555	230,000	0	0	25,555	0
554	3	LOCAL 999	8803-SHL-11	MNDOT	DISTRICTWIDE SET ASIDES - HIGHWAY SAFETY IMPROVEMENT PROGRAM - 2011	0.0	SH	SAFETY TARGET	HSIP	1,266,746	1,140,071	0	0	0	126,675
722	4	TH 999	8824-82	MNDOT	DISTRICTWIDE SAFETY RUMBLE STRIPE PROJECT (STATE HSIP) - 2011	0.0	SH	RUMBLE STRIPES	HSIP	553,000	497,700	0	0	55,300	0
725	4	LOCAL 999	8804-SHL-11	LOCAL	DISTRICTWIDE SETASIDES - SAFETY (LOCAL HSIP) - 2011	0.0	SH	STRIPING	HSIP	666,667	600,000	0	0	0	66,667
951	6	LOCAL 999	8806-SHL-11	LOCAL	HSIP/HRRR SETASIDE - LOCAL - 2011	0.0	SH	SAFETY TARGET	HSIP	1,588,236	1,429,412	0	0	0	158,824
952	6	TH 999	8806-SHS-11	MN/DOTH	HSIP/HRRR SETASIDE (PRO ACTIVE) - MN/DOT 2011	0.0	SH	SAFETY TARGET	HSIP	727,778	655,000	0	0	72,778	0

Highway Safety Improvement Projects
Fiscal Year: 2011

STIP for FY 2010-2013

Seq #	ATP	Route System	Project Number	Agency	Description	Miles	Program	Type of Work	Proposed Funds	Total	FHWA	AC	FTA	TH	Other
953	6	TH 999	8806-SHS-11A	MN/DOTHSIP/HRRR	SETASIDE (REACTIVE) - MN/DOT 2011	0.0	SH	SAFETY TARGET	HSIP	1,245,000	1,120,500	0	0	124,500	0
1119	7	TH 59	5304-33S	MNDOT	**ELLA** FRONTAGE ROAD ALIGNMENT/SIGNAL AT TH 59 RYAN'S ROAD, WORTHINGTON	0.3	SH	TRAFFIC SIGNAL INST.	HSIP	250,000	225,000	0	0	25,000	0
1126	7	TH 999	8827-119	MNDOT	DISTRICTWIDE RUMBLE STRIPES	0.0	SH	MISCELLANEOUS	HSIP	478,556	430,700	0	0	47,856	0
1129	7	LOCAL 999	8807-SHL-11	LOCAL	SETASIDE FOR LOCAL HSIP PROJECTS	0.0	SH	SAFETY TARGET	HSIP	804,444	724,000	0	0	0	80,444
1260	8	CSAH 999	43-070-04	MCLEOD COUNTY	RURAL INTERSECTION LIGHTING IN MCLEOD COUNTY AND ITS ACTIVE WARNING SYSTEMS	0.0	SH	LIGHTING	HSIP	175,000	157,500	0	0	0	17,500
1264	8	LOCAL 999	88-070-20	DISTRICTWIDE	COUNTY DISTRICT WIDE INTERSECTION IMPROVEMENT PROJECT	0.0	SH	GRADE AND SURFACE	HSIP	351,520	316,368	0	0	0	35,152
1275	8	TH 999	8828-105	MNDOT	INTERSECTION LIGHTING, TH 29/TH 40 E, TH 29/TH 40 W, TH 4/TH 12 W, TH 4/TH 12 E, TH 4/TH 55, TH 68/LYON CSAH 33, TH 212/MORNINGSIDE DRIVE, & TH 23/KANDIYOHI CSAH 1	0.0	SH	LIGHTING	HSIP	208,000	187,200	0	0	20,800	0
1276	8	TH 999	8828-114	MNDOT	DISTRICT SAFETY PLAN	0.0	SH	MISCELLANEOUS	HSIP	108,000	97,200	0	0	10,800	0
1279	8	TH 999	8808-SHS-11	MNDOT	DISTRICTWIDE SETASIDES - HSIP - 2011	0.0	SH	SAFETY TARGET	HSIP	40,989	36,890	0	0	4,099	0
1712	M	CR 57	02-596-11	ANOKA COUNTY	ANOKA CO RD 57(SUNFISH LK BLVD) & ALPINE DR, RAMSEY-TRAFFIC SIGNAL INSTALLATION, TURN LANES, ETC	0.0	SH	SPOT IMPROVEMENT	HSIP	1,090,000	981,000	0	0	0	109,000
1726	M	CSAH 96	62-596-03S	RAMSEY COUNTY	TH 10, ARDEN HILLS-CONSTRUCT INTERCHANGE, ETC	0.4	SH	GRADE, SURFACE & BRIDGE	HSIP	2,222,222	2,000,000	0	0	0	222,222
1733	M	CSAH 22	82-622-08	WASHINGTON COUNTY	WASHINGTON CSAH 22 & HARDWOOD AVE, COTTAGE GROVE-INSTALL TRAFFIC SIGNAL & LEFT TURN LANES	0.0	SH	SPOT IMPROVEMENT	HSIP	479,600	431,640	0	0	0	47,960
1764	M	TH 10	0215-63	MN/DOTNB	EXIT TO SB FOLEY BL VD, COON RAPIDS- REMOVE FREE RIGHT, ADD DUAL RIGHT TURN LANES, REVISE SIGNAL, ETC	0.1	SH	SPOT IMPROVEMENT	HSIP	470,000	423,000	0	0	47,000	0
1799	M	TH 100	2755-83	MN/DOT	HENNEPIN CSAH 152 TO I-694, BROOKLYN CENTER- UPGRADE LIGHTING, PARTIAL TO CONTINUOUS	2.2	SH	LIGHTING	HSIP	327,000	294,300	0	0	32,700	0
2075	C	TH 999	880C-CB-11	MNDOT	STRATEGIC HIGHWAY SAFETY PLAN - MNDOT CABLE MEDIAN BARRIER PROJECTS	0.0	SH	MEDIAN BARRIER	HSIP	1,500,000	1,500,000	0	0	0	0
										\$19,004,721	\$17,254,248	\$0	\$0	\$675,571	\$1,074,902

Highway Safety Improvement Projects
Fiscal Year: 2012

STIP for FY 2010-2013

Seq #	ATP	Route System	Project Number	Agency	Description	Miles	Program	Type of Work	Proposed Funds	Total	FHWA	AC	FTA	TH	Other
161	1	TH 53	6917-139	MNDOT	ELLA JCT TH 53 & ST LOUIS CSAH 52, COTTON, INTERSECTION IMPROVEMENTS	0.0	SH	SPOT IMPROVEMENT	HSIP	700,000	630,000	0	0	70,000	0
170	1	LOCAL 999	8801-SHL-12	MNDOT	DISTRICTWIDE SETASIDE - LOCAL HSIP/HRRR PROJECTS	0.0	SH	SAFETY TARGET	HSIP	768,000	691,200	0	0	0	76,800
339	2	TH 999	8802-SHL-12	LOCAL	DISTRICTWIDE - SAFETY PROGRAM - LOCAL - FY 2012	0.0	SH	SAFETY TARGET	HSIP	500,000	450,000	0	0	0	50,000
340	2	TH 999	8802-SHS-12	MNDOT	DISTRICTWIDE HSIP TH FUND - FY 2012	0.0	SH	SAFETY TARGET	HSIP	352,941	317,647	0	0	35,294	0
596	3	TH 95	3002-13	MNDOT	INTERSECTION IMPROVEMENTS AT JUNCTION TH 95/47 IN ISANTI CO	0.6	SH	INTERSECTION IMPROVEMENT	HSIP	666,667	600,000	0	0	66,667	0
598	3	TH 169	4811-66	MNDOT	EXTEND TURN LANES FROM 219TH AVE NW IN ELK RIVER TO 0.3 MI N OF CSAH 13	37.5	SH	TURN LANES	HSIP	444,444	400,000	0	0	44,444	0
602	3	TH 999	8823-148	MNDOT	DISTRICTWIDE SETASIDES - SHOULDER RUMBLESTRIPS	0.0	SH	RUMBLE STRIPS	HSIP	133,333	120,000	0	0	13,333	0
604	3	LOCAL 999	8803-SHL-12	MNDOT	DISTRICTWIDE SET ASIDES - HIGHWAY SAFETY IMPROVEMENT PROGRAM - 2012	0.0	SH	SAFETY TARGET	HSIP	2,078,431	1,870,588	0	0	0	207,843
765	4	TH 999	8824-83	MNDOT	DISTRICTWIDE SAFETY INTERSECTION LIGHTING - 2012	0.0	SH	LIGHTING	HSIP	105,000	94,500	0	0	10,500	0
766	4	TH 999	8824-84	MNDOT	DISTRICTWIDE SAFETY RUMBLE STRIPING PROJECT - 2012	0.0	SH	RUMBLE STRIPES	HSIP	447,000	402,300	0	0	44,700	0
769	4	LOCAL 999	8804-SHL-12	LOCAL	DISTRICTWIDE SETASIDES - SAFETY (LOCAL HSIP) - 2012	0.0	SH	STRIPING	HSIP	666,667	600,000	0	0	0	66,667
1003	6	LOCAL 999	8806-SHL-12	LOCAL	HSIP/HRRR SETASIDE - LOCAL - 2012	0.0	SH	SAFETY TARGET	HSIP	1,588,236	1,429,412	0	0	0	158,824
1005	6	TH 999	8806-SHS-12	MN/DOTHSIP/HRRR SETASIDE (PRO	ACTIVE) - MN/DOT 2012	0.0	SH	SAFETY TARGET	HSIP	727,778	655,000	0	0	72,778	0
1006	6	TH 999	8806-SHS-12A	MN/DOTHSIP/HRRR SETASIDE (REA	CTIVE) - MN/DOT 2012	0.0	SH	SAFETY TARGET	HSIP	677,778	610,000	0	0	67,778	0
1166	7	LOCAL 999	8807-SHL-12	LOCAL	SETASIDE FOR LOCAL HSIP PROJECTS	0.0	SH	SAFETY TARGET	HSIP	804,444	724,000	0	0	0	80,444
1167	7	TH 999	8807-SHS-12	MNDOT	DISTRICTWIDE SETASIDES - MNDOT HSIP PROJECTS	0.0	SH	SAFETY TARGET	HSIP	478,556	430,700	0	0	47,856	0
1311	8	TH 999	8808-SHS-12	MNDOT	DISTRICTWIDE SETASIDES - HSIP - 2012	0.0	SH	SAFETY TARGET	HSIP	489,000	440,100	0	0	48,900	0
1312	8	LOCAL 999	88-SHL-12	DISTRICTWIDE	DISTRICTWIDE LOCAL SETASIDES - HSIP - 2012	0.0	SH	SAFETY TARGET	HSIP	733,333	660,000	0	0	0	73,333
1855	M	CSAH 7	02-607-19	ANOKA COUNTY	ANOKA CSAH 7(7TH AVE) & ANOKA CSAH 14(MAIN ST), ANOKA-REPLACE TRAFFIC SIGNAL, TURN LANES, ETC	0.0	SH	SPOT IMPROVEMENT	HSIP	1,680,000	1,512,000	0	0	0	168,000

Highway Safety Improvement Projects
Fiscal Year: 2012

STIP for FY 2010-2013

Seq #	ATP	Route System	Project Number	Agency	Description	Miles	Program	Type of Work	Proposed Funds	Total	FHWA	AC	FTA	TH	Other
1863	M	CSAH 68	70-668-02	SCOTT COUNTY	SCOTT CSAH 68 AT SCOTT CSAH 91, CREDIT RIVER TWP-CONSTRUCT ROUNDABOUT	0.0	SH	GRADE AND SURFACE	HSIP	784,000	705,600	0	0	0	78,400
1871	M	MSAS 165	141-165-30	MINNEAPOLIS	CHICAGO AVE, MPLS, 33RD ST TO 54TH ST(EXCLUDING 46TH & 48TH)-INSTALL OVERHEAD SIGNAL INDICATIONS AT 9 LOCATIONS	2.0	SH	TRAFFIC SIGNAL INST.	HSIP	554,400	498,960	0	0	0	55,440
1873	M	CSAH 10	146-020-11	MOUNDS VIEW	RAMSEY CSAH 10 & RAMSEY CO RD H, MOUNDS VIEW-REPLACE TRAFFIC SIGNAL, TURN LANES, ETC	0.0	SH	SPOT IMPROVEMENT	HSIP	700,000	630,000	0	0	0	70,000
1882	M	TH 8	1301-98S	MNDOT	0.2M W OF CHISAGO CSAH 14 TO BR 570, LINDSTROM-FRONTAGE RD, ACCESS CLOSURES, ETC	0.2	SH	GRADE AND SURFACE	HSIP	1,500,000	1,350,000	0	0	150,000	0
1922	M	TH 65	0208-132	MN/DOT	169TH AVE NE, HAM LAKE -CONVERT INTERSECTION TO A DIRECTIONAL CROSSOVER WITH MEDIAN U-TURNS	0.0	SH	GRADE AND SURFACE	HSIP	1,050,000	945,000	0	0	105,000	0
2095	C	TH 999	880C-CB-12	MNDOT	STRATEGIC HIGHWAY SAFETY PLAN - MNDOT CABLE MEDIAN BARRIER PROJECTS	0.0	SH	MEDIAN BARRIER	HSIP	1,500,000	1,500,000	0	0	0	0
										\$20,130,008	\$18,267,007	\$0	\$0	\$777,250	\$1,085,751

Highway Safety Improvement Projects
Fiscal Year: 2013

STIP for FY 2010-2013

Seq #	ATP	Route System	Project Number	Agency	Description	Miles	Program	Type of Work	Proposed Funds	Total	FHWA	AC	FTA	TH	Other
213	1	TH 999	8801-SHS-13	MNDOT	DISTRICTWIDE SETASIDE - MNDOT HSIP PROJECTS	0.0	SH	SAFETY TARGET	HSIP	785,000	706,500	0	0	78,500	0
214	1	LOCAL 999	8801-SHL-13	MNDOT	DISTRICTWIDE SETASIDE - LOCAL HSIP/HRRR PROJECTS	0.0	SH	SAFETY TARGET	HSIP	768,000	691,200	0	0	0	76,800
379	2	TH 999	8802-SHL-13	LOCAL	DISTRICTWIDE - SAFETY PROGRAM - LOCAL - FY 2013	0.0	SH	SAFETY TARGET	HSIP	500,000	450,000	0	0	0	50,000
380	2	TH 999	8802-SHS-13	MNDOT	DISTRICTWIDE HSIP TH FUND - FY 2013	0.0	SH	SAFETY TARGET	HSIP	352,941	317,647	0	0	35,294	0
649	3	LOCAL 999	8803-SHL-13	MNDOT	DISTRICTWIDE SET ASIDES - HIGHWAY SAFETY IMPROVEMENT PROGRAM - 2013	0.0	SH	SAFETY TARGET	HSIP	2,078,431	1,870,588	0	0	0	207,843
650	3	TH 999	8803-SHS-13	MNDOT	DISTRICTWIDE SETASIDES - DISTRICT 3 HSIP SHARE - 2013	0.0	SH	SAFETY TARGET	HSIP	1,244,444	1,120,000	0	0	124,444	0
799	4	TH 999	8824-85	MNDOT	DISTRICTWIDE SAFETY IMPROVEMENTS (STATE HSIP) - 2013	0.0	SH	SAFETY TARGET	HSIP	539,200	485,280	0	0	53,920	0
802	4	LOCAL 999	8804-SHL-13	LOCAL	DISTRICTWIDE SETASIDES - SAFETY (LOCAL HSIP) - 2013	0.0	SH	STRIPING	HSIP	666,667	600,000	0	0	0	66,667
1057	6	LOCAL 999	8806-SHL-13	LOCAL	HSIP/HRRR SETASIDE - LOCAL - 2013	0.0	SH	SAFETY TARGET	HSIP	1,588,236	1,429,413	0	0	0	158,823
1058	6	TH 999	8806-SHS-13	MN/DOTHSIP/HRRR SETASIDE -	MN/DOT - 2013	0.0	SH	SAFETY TARGET	HSIP	1,000,000	900,000	0	0	100,000	0
1198	7	LOCAL 999	8807-SHL-13	LOCAL	SETASIDE FOR LOCAL HSIP PROJECTS - 2013	0.0	SH	ENHANCEMENT	HSIP	804,000	724,000	0	0	0	80,000
1199	7	TH 999	8807-SHS-13	MNDOT	DISTRICTWIDE SETASIDES - MNDOT HSIP PROJECTS	0.0	SH	SAFETY TARGET	HSIP	490,000	441,000	0	0	49,000	0
1349	8	LOCAL 999	8808-SHL-13	DISTRICTWIDE	DISTRICTWIDE LOCAL SETASIDES - HSIP - 2013	0.0	SH	SAFETY TARGET	HSIP	733,333	660,000	0	0	0	73,333
1352	8	TH 999	8808-SHS-13	MNDOT	DISTRICTWIDE SETASIDES - HSIP - 2013	0.0	SH	SAFETY TARGET	HSIP	490,196	441,176	0	0	49,020	0
2007	M	LOCAL 999	880M-SHL-13	MN/DOTMETRO	ATP SETASIDE FOR HSIP PROJECTS YET TO BE SELECTED FOR FY 2013	0.0	SH	SPOT IMPROVEMENT	HSIP	10,111,000	9,100,000	0	0	0	1,011,000
										\$22,151,448	\$19,936,804	\$0	\$0	\$490,178	\$1,724,466

This page left blank intentionally

Transit Programs

FTA

- ✓ Urbanized Area Formula Program (Section 5307)
- ✓ Capital Program (Section 5309)
- ✓ Elderly and Person with Disabilities Program (Section 5310)
- ✓ Non-Urbanized Area Formula Program (Section 5311)
- ✓ Job Access – Reverse Commute Program (Section 3037)
- ✓ New Freedom (Section 5317)
- ✓ Alternative Analysis (Section 5339)

FHWA

- ✓ Surface Transportation Program --Transit Capital
- ✓ Congestion Mitigation & Air Quality (CMAQ)
- ✓ FHWA Earmarks

TRANSIT PROGRAMS

Federal Transit Administration (FTA)

A portion of the federal gas tax is placed in the Mass Transit Account of the Federal Highway Trust Fund. These funds are reserved for transit purposes and are managed by the FTA. Transit funding authorized by SAFETEA-LU is managed in several different ways. Some transit funding is earmarked by Congress, some is discretionary, some is distributed by formula, and some is allocated to the states and/or transit authorities by FTA.

In Minnesota, FTA transit allocations for rural and small urban transit capital and operating assistance is managed by Mn/DOT's Office of Transit (OT). These formula programs include the Special Needs for Elderly Individuals and Individuals with Disabilities Program (capital assistance), the Non-Urbanized Area Formula Program (capital and operating assistance), the Job Access-Reverse Commute Program (JARC) and the New Freedom Program, Federal capital and operating assistance for urbanized areas of over 50,000 population (Urbanized Area Formula Program, JARC and New Freedom,) is provided directly to the urbanized area transit agency by FTA. In addition, FTA works directly with the states and/or transit agencies in urbanized areas to allocate discretionary capital funds under the Capital Program for major capital needs such as fleet replacement and construction of transit facilities.

Federal Highway Administration (FHWA)

An investment in transit capital is eligible for federal highway funding under SAFETEA-LU through the Surface Transportation Program (STP) or Congestion Mitigation and Air Quality (CMAQ). STP and CMAQ transit projects are prioritized by the ATP.

Transit funding from FTA and FHWA is estimated in Figure A-5. Each of these programs is displayed in the Program Listing section of this document.

Figure A-5 TRANSIT FUNDING BY SOURCE AND YEAR (\$ MILLIONS)						
SOURCE	PROGRAM	2010	2011	2012	2013	TOTAL*
FTA						
Urbanized Area Formula (Section 5307)	B9	183.8	113.0	118.2	90.7	506.6
Capital Program (Section 5309)	B3	145.8	14.3	19.9	26.9	206.9
Elderly and Persons with Disabilities (Section 5310)	NB	These Projects are Amended into the STIP				
Non-Urbanized Area (Section 5311)	OB	10.1	10.3	10.2	10.3	40.9
Job Access & Reverse Commute (Section 5316)	JA	1.0	1.6	1.6	1.6	5.9
New Freedom (Section 5317)	NF	0.7	1.0	1.0	1.0	3.7
FHWA						
Transit Capital (STP)	TR	2.5	3.6	7.8	4.9	18.6
Congestion Mitigation & Air Quality (CMAQ)	TR	28.3	17.3	22.4	0.0	68.0
FHWA Earmarks	TR	26.0	1.1	0.0	0.0	27.1
FEDERAL SUBTOTAL*		399.2	162.3	181.1	135.4	878.1
OTHER		140.9	97.8	97.2	82.8	418.9
TOTAL*		540.2	260.3	278.3	218.3	1,297.1

***may not total correctly due to rounding**

FTA SECTION 5307
Fiscal Year: 2010
STIP for FY 2010-2013

Seq #	ATP	Route System	Project Number	Agency	Description	Miles	Program	Type of Work	Proposed Funds	Total	FHWA	AC	FTA	TH	Other
3	1	BB	TRF-0016-10A	DULUTH TRANSIT AUTHORITY	SECT 5307: DULUTH DIAL-A-RIDE TRANSIT OPERATING ASSISTANCE	0.0	B9	OPERATE BUS	LF	531,841	0	0	0	0	531,841
4	1	BB	TRF-0016-10B	DULUTH TRANSIT AUTHORITY	SECT 5307: DULUTH TRANSIT OPERATING ASSISTANCE REGULAR ROUTE AND PREVENTATIVE MAINTENANCE	0.0	B9	OPERATE BUS	FTA	10,570,649	0	0	1,300,000	0	9,270,649
5	1	BB	TRF-0016-10C	DULUTH TRANSIT AUTHORITY	SECT. 5307: DULUTH TRANSIT CAPITAL	0.0	B9	BUS GRANT CAPITAL IMPROVEMENT	FTA	600,756	0	0	480,605	0	120,151
216	2	BB	TRF-0018-10A	EAST GRAND FORKS	SECT 5307: EAST GRAND FORKS DAR TRANSIT OPERATING ASSISTANCE	0.0	B9	OPERATE BUS	LF	66,000	0	0	0	0	66,000
217	2	BB	TRF-0018-10B	EAST GRAND FORKS	SECT 5307: EAST GRAND FORKS FIXED ROUTE TRANSIT OPERATING ASSISTANCE	0.0	B9	OPERATE BUS	FTA	220,000	0	0	69,000	0	151,000
218	2	BB	TRF-0018-10C	EAST GRAND FORKS	SECT 5307: EAST GRAND FORKS TRANSIT SHELTER	0.0	B9	BUS GRANT CAPITAL IMPROVEMENT	FTA	40,000	0	0	32,000	0	8,000
382	3	BB	TRF-0048-10A	METRO BUS	SECT 5307: DIAL A RIDE TRANSIT SERVICE OPERATING ASSISTANCE	0.0	B9	OPERATE BUS	LF	2,450,000	0	0	0	0	2,450,000
383	3	BB	TRF-0048-10B	METRO BUS	SECT 5307: FIXED ROUTE TRANSIT SERVICE OPERATING ASSISTANCE	0.0	B9	OPERATE BUS	FTA	7,046,143	0	0	746,143	0	6,300,000
384	3	BB	TRF-0048-10D	METRO BUS	SECT 5307: TRANSIT CAPITAL PURCHASES, OFFICE EQUIPMENT & COMPUTERS	0.0	B9	BUS GRANT CAPITAL IMPROVEMENT	FTA	25,000	0	0	20,000	0	5,000
385	3	BB	TRF-0048-10E	METRO BUS	SECT 5307: TRANSIT CAPITAL PURCHASES, MAINTENANCE TOOLS & EQUIPMENT	0.0	B9	BUS GRANT CAPITAL IMPROVEMENT	FTA	10,000	0	0	8,000	0	2,000
386	3	BB	TRF-0048-10F	METRO BUS	SECT 5307: TRANSIT CAPITALIZED PREVENTIVE MAINTENANCE	0.0	B9	BUS GRANT CAPITAL IMPROVEMENT	FTA	1,326,619	0	0	1,061,295	0	265,324
387	3	BB	TRF-0048-10M	METRO BUS	SECT 5307:TROLLEY LEASE	0.0	B9	BUS GRANT CAPITAL IMPROVEMENT	FTA	37,513	0	0	30,010	0	7,503
652	4	BB	TRF-0034-10A	MOORHEAD	SECT 5307: MOORHEAD DIAL-A-RIDE TRANSIT OPERATING ASSISTANCE	0.0	B9	OPERATE BUS	FTA	289,700	0	0	0	0	289,700
653	4	BB	TRF-0034-10B	MOORHEAD	SECT 5307: MOORHEAD PLANNING ASSISTANCE	0.0	B9	PLANNING	FTA	19,337	0	0	16,050	0	3,287
654	4	BB	TRF-0034-10C	MOORHEAD	SECT 5307: MOORHEAD PREVENTIVE MAINTENANCE	0.0	B9	PREVENTIVE MAINTENANCE	FTA	60,000	0	0	49,800	0	10,200
655	4	BB	TRF-0034-10D	MOORHEAD	SECT 5307: CITY OF MOORHEAD RR TRANSIT OPERATING ASSISTANCE	0.0	B9	OPERATE BUS	FTA	1,774,450	0	0	1,419,560	0	354,890

FTA SECTION 5307
Fiscal Year: 2010

STIP for FY 2010-2013

Seq #	ATP	Route System	Project Number	Agency	Description	Miles	Program	Type of Work	Proposed Funds	Total	FHWA	AC	FTA	TH	Other
806	6	BB	TRF-0047-10A	ROCHESTER	SECT 5307: ROCHESTER DAR TRANSIT OPERATING ASSISTANCE	0.0	B9	OPERATE BUS	LF	704,397	0	0	0	0	704,397
807	6	BB	TRF-0047-10B	ROCHESTER	SECT 5307: ROCHESTER RR TRANSIT OPERATING ASSISTANCE	0.0	B9	OPERATE BUS	FTA	5,680,415	0	0	1,511,256	0	4,169,159
808	6	BB	TRF-0047-10C	ROCHESTER	SECT 5307: ST MARY'S HUB- DESIGN & CONSTRUCT	0.0	B9	BUS GRANT CAPITAL IMPROVEMENT	FTA	150,000	0	0	120,000	0	30,000
809	6	BB	TRF-0047-10D	ROCHESTER	SECTION 5307/5309: TH52/ 75TH ST NW PARK & RIDE- DESIGN, ENG /CONSTRUCT FLAT LOT	0.0	B9	BUS GRANT CAPITAL IMPROVEMENT	FTA	480,000	0	0	384,000	0	96,000
810	6	BB	TRF-0047-10E	ROCHESTER	SECTION 5307/5309: PHASE IV - CONSTRUCT BUS GARAGE	0.0	B9	BUS GRANT CAPITAL IMPROVEMENT	FTA	15,000,000	0	0	12,000,000	0	3,000,000
811	6	BB	TRF-0047-10F	ROCHESTER	SECT 5307: ITS CAMERAS & 800 MEGAHERZ RADIO SYSTEM	0.0	B9	BUS GRANT CAPITAL IMPROVEMENT	FTA	150,000	0	0	120,000	0	30,000
816	6	BB	TRF-3780-10	LA CRESCENT	SECT 5307: LA CRESCENT TRANSIT OPERATING ASSISTANCE	0.0	B9	OPERATE BUS	FTA	552,817	0	0	177,817	0	375,000
1367	M	BB	TRF-TCMT-10	MET COUNCIL-MT	SECT 5307: TWIN CITIES MET COUNCIL MT-BUS ACQUISITION	0.0	B9	PURCHASE BUS	FTA	50,000,000	0	0	40,000,000	0	10,000,000
1368	M	BB	TRF-TCMT-10A	MET COUNCIL-MT	SECT 5307: TWIN CITIES MET COUNCIL MT- ASSOCIATED CAPITAL MAINTENANCE	0.0	B9	BUS GRANT CAPITAL IMPROVEMENT	FTA	2,495,245	0	0	1,996,196	0	499,049
1369	M	BB	TRF-TCMT-10B	MET COUNCIL-MT	SECT 5307: TWIN CITIES MET COUNCIL MT-LRVS FOR 3 CAR TRAIN (PARTIAL FOR 17 VEHICLES, BALANCE ON FG)	0.0	B9	BUS GRANT CAPITAL IMPROVEMENT	FTA	30,000,000	0	0	24,000,000	0	6,000,000
1370	M	BB	TRF-TCMT-10C	MET COUNCIL-MT	SECT 5307: TWIN CITIES MET COUNCIL MT-FTH2	0.0	B9	BUS GRANT CAPITAL IMPROVEMENT	FTA	60,000,000	0	0	48,000,000	0	12,000,000
1371	M	BB	TRF-TCMT-10D	MET COUNCIL-MT	SECT 5307: TWIN CITIES MET COUNCIL MT- PREVENTIVE MAINTENANCE	0.0	B9	BUS GRANT CAPITAL IMPROVEMENT	FTA	37,500,000	0	0	30,000,000	0	7,500,000
1372	M	BB	TRF-TCMT-10E	MET COUNCIL-MT	SECT 5307: TWIN CITIES MET COUNCIL MT- CAPITAL LEASE-TIRES	0.0	B9	PURCHASE BUS	FTA	1,912,280	0	0	1,529,824	0	382,456
1373	M	BB	TRF-TCMT-10F	MET COUNCIL-MT	SECT 5307: TWIN CITIES MET COUNCIL MT- SECURITY/PROJECT MEETING 1% REQUIREMENT	0.0	B9	BUS GRANT CAPITAL IMPROVEMENT	FTA	700,000	0	0	560,000	0	140,000
1374	M	BB	TRF-TCMT-10G	MET COUNCIL-MTS	SECT 5307: TWIN CITIES MET COUNCIL MTS- VANGO CAP COST OF CONTRACTING	0.0	B9	BUS GRANT CAPITAL IMPROVEMENT	FTA	625,000	0	0	500,000	0	125,000

FTA SECTION 5307**Fiscal Year: 2010****STIP for FY 2010-2013**

Seq #	ATP	Route System	Project Number	Agency	Description	Miles	Program	Type of Work	Proposed Funds	Total	FHWA	AC	FTA	TH	Other
1375	M	BB	TRF-TCMT-10H	MET COUNCIL-MT	SECT 5307: TWIN CITIES MET COUNCIL MT-TRANSIT ENHANCEMENTS PROJECTS MEETING 1% REQUIREMENT	0.0	B9	BUS GRANT CAPITAL IMPROVEMENT	FTA	700,000	0	0	560,000	0	140,000
1376	M	BB	TRF-TCMT-10J	MET COUNCIL-MTS	SECT 5307: TWIN CITIES MET COUNCIL MTS-SW TRANSIT STATION - COP	0.0	B9	BUS GRANT CAPITAL IMPROVEMENT	FTA	379,516	0	0	303,613	0	75,903
1377	M	BB	TRF-TCMT-10K	MET COUNCIL-MT	SECT 5307: TWIN CITIES MET COUNCIL MT-TRANSIT BUSINESS COMPUTER SYSTEMS(HW & SW)	0.0	B9	BUS GRANT CAPITAL IMPROVEMENT	FTA	1,250,000	0	0	1,000,000	0	250,000
1378	M	BB	TRF-TCMT-10L	MET COUNCIL-U OFM	SECT 5307: TWIN CITIES MET COUNCIL U OF M-U OF MN BUS ACQUISITION	0.0	B9	PURCHASE BUS	FTA	375,000	0	0	300,000	0	75,000
1379	M	BB	TRF-TCMT-10M	MET COUNCIL-MTS	SECT 5307: TWIN CITIES MET COUNCIL MTS-MTS BUS ACQUISITION	0.0	B9	PURCHASE BUS	FTA	10,000,000	0	0	8,000,000	0	2,000,000
1380	M	BB	TRF-TCMT-10N	MET COUNCIL-MTS	SECT 5307: TWIN CITIES MET COUNCIL MTS-METRO MOBILITY CAPITAL COST OF CONTRACTING FOR SERVICES	0.0	B9	BUS GRANT CAPITAL IMPROVEMENT	FTA	6,250,000	0	0	5,000,000	0	1,250,000
1381	M	BB	TRF-TCMT-10P	MET COUNCIL-MTS	SECT 5307: TWIN CITIES MET COUNCIL MTS-REGIONAL FLEET CAPITAL COST OF CONTRACTING	0.0	B9	BUS GRANT CAPITAL IMPROVEMENT	FTA	3,125,000	0	0	2,500,000	0	625,000
										\$253,097,678	\$0	\$0	\$183,795,169	\$0	\$69,302,509

FTA SECTION 5307
Fiscal Year: 2011
STIP for FY 2010-2013

Seq #	ATP	Route System	Project Number	Agency	Description	Miles	Program	Type of Work	Proposed Funds	Total	FHWA	AC	FTA	TH	Other
87	1	BB	TRF-0016-11A	DULUTH TRANSIT AUTHORITY	SECT 5307: DULUTH DIAL-A-RIDE TRANSIT OPERATING ASSISTANCE	0.0	B9	OPERATE BUS	LF	547,796	0	0	0	0	547,796
88	1	BB	TRF-0016-11B	DULUTH TRANSIT AUTHORITY	SECT 5307: DULUTH TRANSIT OPERATING ASSISTANCE REGULAR ROUTE AND PREVENTATIVE MAINTENANCE	0.0	B9	OPERATE BUS	FTA	10,195,588	0	0	1,300,020	0	8,895,568
89	1	BB	TRF-0016-11C	DULUTH TRANSIT AUTHORITY	SECT. 5307: DULUTH TRANSIT CAPITAL	0.0	B9	BUS GRANT CAPITAL IMPROVEMENT	FTA	699,856	0	0	559,885	0	139,971
256	2	BB	TRF-0018-11A	EAST GRAND FORKS	SECT 5307: EAST GRAND FORKS DAR TRANSIT OPERATING ASSISTANCE	0.0	B9	OPERATE BUS	LF	68,000	0	0	0	0	68,000
257	2	BB	TRF-0018-11B	EAST GRAND FORKS	SECT 5307: EAST GRAND FORKS FIXED ROUTE TRANSIT OPERATING ASSISTANCE	0.0	B9	OPERATE BUS	FTA	225,000	0	0	71,000	0	154,000
258	2	BB	TRF-0018-11C	EAST GRAND FORKS	SECT 5307: EAST GRAND FORKS TRANSIT SHELTER	0.0	B9	BUS GRANT CAPITAL IMPROVEMENT	FTA	40,000	0	0	32,000	0	8,000
488	3	BB	TRF-0048-11A	METRO BUS	SECT 5307: DIAL A RIDE TRANSIT SERVICE OPERATING ASSISTANCE	0.0	B9	OPERATE BUS	LF	2,600,000	0	0	0	0	2,600,000
489	3	BB	TRF-0048-11B	METRO BUS	SECT 5307: FIXED ROUTE TRANSIT SERVICE OPERATING ASSISTANCE	0.0	B9	OPERATE BUS	FTA	7,370,143	0	0	746,143	0	6,624,000
490	3	BB	TRF-0048-11D	METRO BUS	SECT 5307: TRANSIT CAPITAL PURCHASES, OFFICE EQUIPMENT & COMPUTERS	0.0	B9	BUS GRANT CAPITAL IMPROVEMENT	FTA	35,000	0	0	28,000	0	7,000
491	3	BB	TRF-0048-11E	METRO BUS	SECT 5307: TRANSIT CAPITAL PURCHASES, MAINTENANCE TOOLS & EQUIPMENT	0.0	B9	BUS GRANT CAPITAL IMPROVEMENT	FTA	10,000	0	0	8,000	0	2,000
492	3	BB	TRF-0048-11F	METRO BUS	SECT 5307: TRANSIT CAPITALIZED PREVENTIVE MAINTENANCE	0.0	B9	BUS GRANT CAPITAL IMPROVEMENT	FTA	1,469,040	0	0	1,175,232	0	293,808
493	3	BB	TRF-0048-11NS	METRO BUS	OPERATING ASSISTANCE NORTHSTAR PHASE II COMMUTER BUS	0.0	B9	OPERATE BUS	FTA	500,000	0	0	100,000	0	400,000
495	3	BB	TRF-0048-11W	METRO BUS	SECT 5307: TRANSIT CAPITAL PURCHASES, ITS PROJECTS	0.0	B9	BUS GRANT CAPITAL IMPROVEMENT	FTA	25,000	0	0	20,000	0	5,000
688	4	BB	TRF-0034-11B	MOORHEAD	SECT 5307: CITY OF MOORHEAD RR TRANSIT OPERATING ASSISTANCE	0.0	B9	OPERATE BUS	FTA	1,845,335	0	0	619,500	0	1,225,835
689	4	BB	TRF-0034-11C	MOORHEAD	SECT 5307: MOORHEAD PLANNING ASSISTANCE	0.0	B9	PLANNING	FTA	19,723	0	0	16,370	0	3,353
690	4	BB	TRF-0034-11D	MOORHEAD	SECT 5307: MOORHEAD PREVENTIVE MAINTENANCE	0.0	B9	PREVENTIVE MAINTENANCE	FTA	60,000	0	0	49,800	0	10,200

FTA SECTION 5307
Fiscal Year: 2011

STIP for FY 2010-2013

Seq #	ATP	Route System	Project Number	Agency	Description	Miles	Program	Type of Work	Proposed Funds	Total	FHWA	AC	FTA	TH	Other
699	4	BB	TRS-0034-11A	MOORHEAD	SECT 5307: MOORHEAD DIAL-A-RIDE TRANSIT OPERATING ASSISTANCE	0.0	B9	OPERATE BUS	FTA	301,290	0	0	0	0	301,290
900	6	BB	TRF-0047-11A	ROCHESTER	SECT 5307: ROCHESTER DAR TRANSIT OPERATING ASSISTANCE	0.0	B9	OPERATE BUS	LF	725,529	0	0	0	0	725,529
901	6	BB	TRF-0047-11B	ROCHESTER	SECT 5307: ROCHESTER RR TRANSIT OPERATING ASSISTANCE	0.0	B9	OPERATE BUS	FTA	5,850,827	0	0	1,556,594	0	4,294,233
902	6	BB	TRF-0047-11C	ROCHESTER	SECT 5307/5309: CITY OF ROCHESTER - NORTHWEST TRANSIT HUB - DESIGN	0.0	B9	BUS GRANT CAPITAL IMPROVEMENT	FTA	150,000	0	0	120,000	0	30,000
907	6	BB	TRF-3780-11	LA CRESCENT	SECT 5307: LA CRESCENT TRANSIT OPERATING ASSISTANCE	0.0	B9	OPERATE BUS	FTA	222,161	0	0	90,000	0	132,161
911	6	BB	TRS-0047-11A	ROCHESTER	SECT 5307: ROCHESTER RR - PURCHASE 3 BUSES (CLASS 700)	0.0	TR	PURCHASE BUS	STP FTA	1,062,000	264,000	0	586,000	0	212,000
1679	M	BB	TRF-TCMT-11	MET COUNCIL-MT	SECT 5307: TWIN CITIES MET COUNCIL MT-REPLACEMENT BUSES-ARTICULATED & 40-FOOT	0.0	B9	PURCHASE BUS	FTA	51,220,130	0	0	40,976,104	0	10,244,026
1680	M	BB	TRF-TCMT-11A	MET COUNCIL-MT	SECT 5307: TWIN CITIES MET COUNCIL MT-135E & CO RD 14 PARK & RIDE (LINO LAKES)	0.0	B9	BUS GRANT CAPITAL IMPROVEMENT	FTA	1,500,000	0	0	1,200,000	0	300,000
1681	M	BB	TRF-TCMT-11B	MET COUNCIL-MT	SECT 5307: TWIN CITIES MET COUNCIL MT-WOODBURY PARK & RIDE EXPANSION	0.0	B9	BUS GRANT CAPITAL IMPROVEMENT	FTA	15,000,000	0	0	12,000,000	0	3,000,000
1682	M	BB	TRF-TCMT-11C	MET COUNCIL-MT	SECT 5307: TWIN CITIES MET COUNCIL MT-ASSOCIATED CAPITAL MAINTENANCE-BUS	0.0	B9	BUS GRANT CAPITAL IMPROVEMENT	FTA	2,600,000	0	0	2,080,000	0	520,000
1683	M	BB	TRF-TCMT-11D	MET COUNCIL-MTS	SECT 5307: TWIN CITIES MET COUNCIL MTS-VANGO CAP COST OF CONTRACTING	0.0	B9	BUS GRANT CAPITAL IMPROVEMENT	FTA	625,000	0	0	500,000	0	125,000
1685	M	BB	TRF-TCMT-11F	MET COUNCIL-MT	SECT 5307: TWIN CITIES MET COUNCIL MT-PREVENTIVE MAINTENANCE	0.0	B9	BUS GRANT CAPITAL IMPROVEMENT	FTA	37,500,000	0	0	30,000,000	0	7,500,000
1686	M	BB	TRF-TCMT-11G	MET COUNCIL-MT	SECT 5307: TWIN CITIES MET COUNCIL MT-CAPITAL LEASE-TIRES	0.0	B9	PURCHASE BUS	FTA	2,004,829	0	0	1,603,863	0	400,966
1687	M	BB	TRF-TCMT-11H	MET COUNCIL-MT	SECT 5307: TWIN CITIES MET COUNCIL MT-SECURITY/SAFETY FOR 1%	0.0	B9	BUS GRANT CAPITAL IMPROVEMENT	FTA	700,000	0	0	560,000	0	140,000
1688	M	BB	TRF-TCMT-11J	MET COUNCIL-MT	SECT 5307: TWIN CITIES MET COUNCIL MT-0.5% FOR MT STAFF TRAINING/CERTIFICATION	0.0	B9	BUS GRANT CAPITAL IMPROVEMENT	FTA	318,750	0	0	255,000	0	63,750

FTA SECTION 5307
Fiscal Year: 2011

STIP for FY 2010-2013

Seq #	ATP	Route System	Project Number	Agency	Description	Miles	Program	Type of Work	Proposed Funds	Total	FHWA	AC	FTA	TH	Other
1689	M	BB	TRF-TCMT-11K	MET COUNCIL-MT	SECT 5307: TWIN CITIES MET COUNCIL MT-TRANSIT ENHANCEMENTS 1%	0.0	B9	BUS GRANT CAPITAL IMPROVEMENT	FTA	700,000	0	0	560,000	0	140,000
1690	M	BB	TRF-TCMT-11L	MET COUNCIL-U OFM	SECT 5307: TWIN CITIES MET COUNCIL U OF M-U OF M BUS ACQUISITION	0.0	B9	PURCHASE BUS	FTA	375,000	0	0	300,000	0	75,000
1691	M	BB	TRF-TCMT-11M	MET COUNCIL-MT	SECT 5307: TWIN CITIES MET COUNCIL MT-TRANSIT BUSINESS COMPUTER SYSTEMS(HW & SW)	0.0	B9	BUS GRANT CAPITAL IMPROVEMENT	FTA	2,500,000	0	0	2,000,000	0	500,000
1693	M	BB	TRF-TCMT-11P	MET COUNCIL-MTS	SECT 5307: TWIN CITIES MET COUNCIL MTS-MTS BUS ACQUISITION	0.0	B9	PURCHASE BUS	FTA	9,000,000	0	0	7,200,000	0	1,800,000
1694	M	BB	TRF-TCMT-11Q	MET COUNCIL-MTS	SECT 5307: TWIN CITIES MET COUNCIL MTS-METRO MOBILITY CAPITAL COST OF CONTRACTING FOR SERVICES	0.0	B9	BUS GRANT CAPITAL IMPROVEMENT	FTA	5,000,000	0	0	4,000,000	0	1,000,000
1695	M	BB	TRF-TCMT-11R	MET COUNCIL-MTS	SECT 5307: TWIN CITIES MET COUNCIL MTS-REGIONAL FLEET CAPITAL COST OF CONTRACTING	0.0	B9	BUS GRANT CAPITAL IMPROVEMENT	FTA	3,125,000	0	0	2,500,000	0	625,000
1698	M	BB	TRF-TCMT-11U	MET COUNCIL-MTS	SECT 5307: TWIN CITIES MET COUNCIL MTS-SW TRANSIT STATION - COP	0.0	B9	BUS GRANT CAPITAL IMPROVEMENT	FTA	281,658	0	0	225,326	0	56,332
										\$166,472,655	\$264,000	\$0	\$113,038,837	\$0	\$53,169,818

FTA SECTION 5307**Fiscal Year: 2012****STIP for FY 2010-2013**

Seq #	ATP	Route System	Project Number	Agency	Description	Miles	Program	Type of Work	Proposed Funds	Total	FHWA	AC	FTA	TH	Other
137	1	BB	TRF-0016-12A	DULUTH TRANSIT AUTHORITY	SECT 5307: DULUTH DIAL-A-RIDE TRANSIT OPERATING ASSISTANCE	0.0	B9	OPERATE BUS	LF	564,230	0	0	0	0	564,230
138	1	BB	TRF-0016-12B	DULUTH TRANSIT AUTHORITY	SECT 5307: DULUTH TRANSIT OPERATING ASSISTANCE REGULAR ROUTE AND PREVENTATIVE MAINTENANCE	0.0	B9	OPERATE BUS	FTA	10,501,456	0	0	1,300,040	0	9,201,416
139	1	BB	TRF-0016-12C	DULUTH TRANSIT AUTHORITY	SECT. 5307: DULUTH TRANSIT CAPITAL	0.0	B9	BUS GRANT CAPITAL IMPROVEMENT	FTA	699,856	0	0	559,885	0	139,971
299	2	BB	TRF-0018-12A	EAST GRAND FORKS	SECT 5307: EAST GRAND FORKS DAR TRANSIT OPERATING ASSISTANCE	0.0	B9	OPERATE BUS	LF	70,000	0	0	0	0	70,000
300	2	BB	TRF-0018-12B	EAST GRAND FORKS	SECT 5307: EAST GRAND FORKS FIXED ROUTE TRANSIT OPERATING ASSISTANCE	0.0	B9	OPERATE BUS	FTA	230,000	0	0	73,000	0	157,000
301	2	BB	TRF-0018-12C	EAST GRAND FORKS	SECT 5307: EAST GRAND FORKS TRANSIT - PURCHASE 1 BUS (CLASS 500)	0.0	B9	PURCHASE BUS	FTA	135,450	0	0	112,500	0	22,950
556	3	BB	TRF-0048-12A	METRO BUS	SECT 5307: DIAL A RIDE TRANSIT SERVICE OPERATING ASSISTANCE	0.0	B9	OPERATE BUS	LF	2,700,000	0	0	0	0	2,700,000
557	3	BB	TRF-0048-12B	METRO BUS	SECT 5307: FIXED ROUTE TRANSIT SERVICE OPERATING ASSISTANCE	0.0	B9	OPERATE BUS	FTA	7,787,143	0	0	746,143	0	7,041,000
558	3	BB	TRF-0048-12D	METRO BUS	SECT 5307: TRANSIT CAPITAL PURCHASES, OFFICE EQUIPMENT & COMPUTERS	0.0	B9	BUS GRANT CAPITAL IMPROVEMENT	FTA	25,000	0	0	20,000	0	5,000
559	3	BB	TRF-0048-12E	METRO BUS	SECT 5307: TRANSIT CAPITAL PURCHASES, MAINTENANCE TOOLS & EQUIPMENT	0.0	B9	BUS GRANT CAPITAL IMPROVEMENT	FTA	10,000	0	0	8,000	0	2,000
560	3	BB	TRF-0048-12F	METRO BUS	SECT 5307: TRANSIT CAPITALIZED PREVENTIVE MAINTENANCE	0.0	B9	BUS GRANT CAPITAL IMPROVEMENT	FTA	1,250,023	0	0	1,000,018	0	250,005
562	3	BB	TRF-0048-12NS	METRO BUS	OPERATING ASSISTANCE NORTHSTAR PHASE II COMMUTER BUS	0.0	B9	OPERATE BUS	FTA	500,000	0	0	100,000	0	400,000
563	3	BB	TRF-0048-12O	METRO BUS	SECT 5307: TRANSIT CAPITAL PURCHASES, PURCHASE 2 SMALL BUSES	0.0	B9	BUS GRANT CAPITAL IMPROVEMENT	FTA	280,000	0	0	224,000	0	56,000
564	3	BB	TRF-0048-12V	METRO BUS	SECT 5307: TRANSIT CAPITAL PURCHASES, BUS SHELTER TRANSIT AMENITY PROGRAM	0.0	B9	BUS GRANT CAPITAL IMPROVEMENT	FTA	30,000	0	0	24,000	0	6,000
565	3	BB	TRF-0048-12W	METRO BUS	SECT 5307: TRANSIT CAPITAL PURCHASE, ITS PROJECTS	0.0	B9	BUS GRANT CAPITAL IMPROVEMENT	FTA	25,000	0	0	20,000	0	5,000

FTA SECTION 5307
Fiscal Year: 2012
STIP for FY 2010-2013

Seq #	ATP	Route System	Project Number	Agency	Description	Miles	Program	Type of Work	Proposed Funds	Total	FHWA	AC	FTA	TH	Other
727	4	BB	TRF-0034-12B	MOORHEAD	SECT 5307: CITY OF MOORHEAD RR TRANSIT OPERATING ASSISTANCE	0.0	B9	OPERATE BUS	FTA	2,095,130	0	0	1,676,104	0	419,026
728	4	BB	TRF-0034-12C	MOORHEAD	SECT 5307: MOORHEAD PLANNING ASSISTANCE	0.0	B9	PLANNING	FTA	20,930	0	0	16,744	0	4,186
729	4	BB	TRF-0034-12D	MOORHEAD	SECT 5307: MOORHEAD PREVENTIVE MAINTENANCE	0.0	B9	PREVENTIVE MAINTENANCE	FTA	70,000	0	0	56,000	0	14,000
739	4	BB	TRS-0034-12A	MOORHEAD	SECT 5307: MOORHEAD DIAL-A-RIDE TRANSIT OPERATING ASSISTANCE	0.0	B9	OPERATE BUS	FTA	388,870	0	0	0	0	388,870
958	6	BB	TRF-0047-12A	ROCHESTER	SECT 5307: ROCHESTER DAR TRANSIT OPERATING ASSISTANCE	0.0	B9	OPERATE BUS	LF	747,295	0	0	0	0	747,295
959	6	BB	TRF-0047-12B	ROCHESTER	SECT 5307: ROCHESTER RR TRANSIT OPERATING ASSISTANCE	0.0	B9	OPERATE BUS	FTA	6,026,352	0	0	1,603,292	0	4,423,060
964	6	BB	TRF-3780-12	LA CRESCENT	SECT 5307: LA CRESCENT TRANSIT OPERATING ASSISTANCE	0.0	B9	OPERATE BUS	FTA	228,126	0	0	92,000	0	136,126
967	6	BB	TRS-0047-12	ROCHESTER	SECT 5307/5309: ROCHESTER RR - PURCHASE 6 BUSES (CLASS 700)	0.0	TR	PURCHASE BUS	STP FTA	2,190,000	392,000	0	1,360,000	0	438,000
1823	M	BB	TRF-TCMT-12	MET COUNCIL-MT	SECT 5307: TWIN CITIES MET COUNCIL MT-BUS ACQUISITION	0.0	B9	PURCHASE BUS	FTA	50,199,891	0	0	40,159,913	0	10,039,978
1824	M	BB	TRF-TCMT-12A	MET COUNCIL-MT	SECT 5307: TWIN CITIES MET COUNCIL MT-PREVENTIVE MAINTENANCE	0.0	B9	BUS GRANT CAPITAL IMPROVEMENT	FTA	37,500,000	0	0	30,000,000	0	7,500,000
1825	M	BB	TRF-TCMT-12B	MET COUNCIL-MT	SECT 5307: TWIN CITIES MET COUNCIL MT-ASSOCIATED CAPITAL MAINTENANCE-BUS	0.0	B9	BUS GRANT CAPITAL IMPROVEMENT	FTA	2,600,000	0	0	2,080,000	0	520,000
1826	M	BB	TRF-TCMT-12C	MET COUNCIL-MT	SECT 5307: TWIN CITIES MET COUNCIL MT-SECURITY/SAFETY FOR 1%	0.0	B9	BUS GRANT CAPITAL IMPROVEMENT	FTA	700,000	0	0	560,000	0	140,000
1827	M	BB	TRF-TCMT-12D	MET COUNCIL-MT	SECT 5307: TWIN CITIES MET COUNCIL MT-CAPITAL LEASE-TIRES	0.0	B9	PURCHASE BUS	FTA	2,100,678	0	0	1,680,542	0	420,136
1828	M	BB	TRF-TCMT-12E	MET COUNCIL-MT	SECT 5307: TWIN CITIES MET COUNCIL MT-0.5% FOR MT STAFF TRAINING/CERTIFICATION	0.0	B9	BUS GRANT CAPITAL IMPROVEMENT	FTA	337,500	0	0	270,000	0	67,500
1829	M	BB	TRF-TCMT-12F	MET COUNCIL-MT	SECT 5307: TWIN CITIES MET COUNCIL MT-TRANSIT ENHANCEMENTS 1%	0.0	B9	BUS GRANT CAPITAL IMPROVEMENT	FTA	700,000	0	0	560,000	0	140,000
1830	M	BB	TRF-TCMT-12G	MET COUNCIL-MTS	SECT 5307: TWIN CITIES MET COUNCIL MTS-BUS ACQUISITIONS	0.0	B9	PURCHASE BUS	FTA	9,000,000	0	0	7,200,000	0	1,800,000

FTA SECTION 5307
Fiscal Year: 2012
STIP for FY 2010-2013

Seq #	ATP	Route System	Project Number	Agency	Description	Miles	Program	Type of Work	Proposed Funds	Total	FHWA	AC	FTA	TH	Other
1831	M	BB	TRF-TCMT-12H	MET COUNCIL-MTS	SECT 5307: TWIN CITIES MET COUNCIL MTS- METRO MOBILITY CAPITAL COST OF CONTRACTING FOR SERVICES	0.0	B9	BUS GRANT CAPITAL IMPROVEMENT	FTA	5,000,000	0	0	4,000,000	0	1,000,000
1832	M	BB	TRF-TCMT-12J	MET COUNCIL-MTS	SECT 5307: TWIN CITIES MET COUNCIL MTS- REGIONAL FLEET CAPITAL COST OF CONTRACTING	0.0	B9	BUS GRANT CAPITAL IMPROVEMENT	FTA	3,125,000	0	0	2,500,000	0	625,000
1833	M	BB	TRF-TCMT-12K	MET COUNCIL-MTS	SECT 5307: TWIN CITIES MET COUNCIL MTS- VANGO CAP COST OF CONTRACTING	0.0	B9	BUS GRANT CAPITAL IMPROVEMENT	FTA	625,000	0	0	500,000	0	125,000
1834	M	BB	TRF-TCMT-12L	MET COUNCIL-MT	SECT 5307: TWIN CITIES MET COUNCIL MT-HWY 610 & NOBLE PARK & RIDE EXPANSION	0.0	B9	BUS GRANT CAPITAL IMPROVEMENT	FTA	9,000,000	0	0	7,200,000	0	1,800,000
1840	M	BB	TRF-TCMT-12S	MET COUNCIL-MT	SECT 5307: TWIN CITIES MET COUNCIL MT- MAPLEWOOD MALL PARK & RIDE EXPANSION	0.0	B9	BUS GRANT CAPITAL IMPROVEMENT	FTA	15,000,000	0	0	12,000,000	0	3,000,000
1841	M	BB	TRF-TCMT-12T	MET COUNCIL-U OFM	SECT 5307: TWIN CITIES MET COUNCIL U OF M-U OF M BUS ACQUISITION	0.0	B9	PURCHASE BUS	FTA	375,000	0	0	300,000	0	75,000
1842	M	BB	TRF-TCMT-12U	MET COUNCIL-MTS	SECT 5307: TWIN CITIES MET COUNCIL MTS-SW TRANSIT STATION - COP	0.0	B9	BUS GRANT CAPITAL IMPROVEMENT	FTA	281,658	0	0	225,326	0	56,332
										\$173,119,588	\$392,000	\$0	\$118,227,507	\$0	\$54,500,081

FTA SECTION 5307
Fiscal Year: 2013
STIP for FY 2010-2013

Seq #	ATP	Route System	Project Number	Agency	Description	Miles	Program	Type of Work	Proposed Funds	Total	FHWA	AC	FTA	TH	Other
172	1	BB	TRF-0016-13A	DULUTH TRANSIT AUTHORITY	SECT 5307: DULUTH DIAL-A-RIDE TRANSIT OPERATING ASSISTANCE	0.0	B9	OPERATE BUS	LF	564,230	0	0	0	0	564,230
173	1	BB	TRF-0016-13B	DULUTH TRANSIT AUTHORITY	SECT 5307: DULUTH TRANSIT OPERATING ASSISTANCE REGULAR ROUTE	0.0	B9	OPERATE BUS	FTA	10,501,456	0	0	1,300,060	0	9,201,396
174	1	BB	TRF-0016-13C	DULUTH TRANSIT AUTHORITY	SECT. 5307: DULUTH TRANSIT CAPITAL	0.0	B9	BUS GRANT CAPITAL IMPROVEMENT	FTA	699,856	0	0	559,885	0	139,971
342	2	BB	TRF-0018-13A	EAST GRAND FORKS	SECT 5307: EAST GRAND FORKS DAR TRANSIT OPERATING ASSISTANCE	0.0	B9	OPERATE BUS	LF	72,000	0	0	0	0	72,000
343	2	BB	TRF-0018-13B	EAST GRAND FORKS	SECT 5307: EAST GRAND FORKS FIXED ROUTE TRANSIT OPERATING ASSISTANCE	0.0	B9	OPERATE BUS	FTA	235,000	0	0	75,000	0	160,000
344	2	BB	TRF-0018-13C	EAST GRAND FORKS	SECT 5307: EAST GRAND FORKS TRANSIT - PURCHASE 1 BUS (CLASS 700)	0.0	B9	PURCHASE BUS	FTA	40,000	0	0	32,000	0	8,000
608	3	BB	TRF-0048-13A	METRO BUS	SECT 5307: DIAL A RIDE TRANSIT SERVICE OPERATING ASSISTANCE	0.0	B9	OPERATE BUS	LF	2,800,000	0	0	0	0	2,800,000
609	3	BB	TRF-0048-13B	METRO BUS	SECT 5307: FIXED ROUTE RANSIT SERVICE OPERATING ASSISTANCE	0.0	B9	OPERATE BUS	FTA	8,380,143	0	0	746,143	0	7,634,000
610	3	BB	TRF-0048-13D	METRO BUS	SECT 5307: TRANSIT CAPITAL PURCHASES, OFFICE EQUIPMENT & COMPUTERS	0.0	B9	BUS GRANT CAPITAL IMPROVEMENT	FTA	25,000	0	0	20,000	0	5,000
611	3	BB	TRF-0048-13E	METRO BUS	SECT 5307: TRANSIT CAPITAL PURCHASES, MAINTENANCE TOOLS & EQUIPMENT	0.0	B9	BUS GRANT CAPITAL IMPROVEMENT	FTA	10,000	0	0	8,000	0	2,000
612	3	BB	TRF-0048-13F	METRO BUS	SECT 5307: TRANSIT CAPITALIZED PREVENTIVE MAINTENANCE	0.0	B9	BUS GRANT CAPITAL IMPROVEMENT	FTA	1,397,224	0	0	1,117,779	0	279,445
614	3	BB	TRF-0048-13O	METRO BUS	SECT 5307: TRANSIT CAPITAL PURCHASES, 2 SMALL BUSES	0.0	B9	BUS GRANT CAPITAL IMPROVEMENT	FTA	280,000	0	0	224,000	0	56,000
615	3	BB	TRF-0048-13V	METRO BUS	SECT 5307: TRANSIT CAPITAL PURCHASES, BUS SHELTER AMENITY PROGRAM	0.0	B9	BUS GRANT CAPITAL IMPROVEMENT	FTA	20,000	0	0	16,000	0	4,000
616	3	BB	TRF-0048-13W	METRO BUS	SECT 5307: TRANSIT CAPITAL PURCHASES, ITS PROJECTS	0.0	B9	BUS GRANT CAPITAL IMPROVEMENT	FTA	25,000	0	0	20,000	0	5,000
771	4	BB	TRF-0034-13B	MOORHEAD	SECT 5307: CITY OF MOORHEAD RR TRANSIT OPERATING ASSISTANCE	0.0	B9	OPERATE BUS	FTA	2,178,930	0	0	1,743,144	0	435,786
772	4	BB	TRF-0034-13C	MOORHEAD	SECT 5307: MOORHEAD PLANNING ASSISTANCE	0.0	B9	PLANNING	FTA	20,930	0	0	16,744	0	4,186

FTA SECTION 5307**Fiscal Year: 2013****STIP for FY 2010-2013**

Seq #	ATP	Route System	Project Number	Agency	Description	Miles	Program	Type of Work	Proposed Funds	Total	FHWA	AC	FTA	TH	Other
773	4	BB	TRF-0034-13D	MOORHEAD	SECT 5307: MOORHEAD PREVENTIVE MAINTENANCE	0.0	B9	PREVENTIVE MAINTENANCE	FTA	70,000	0	0	56,000	0	14,000
783	4	BB	TRS-0034-13A	MOORHEAD	SECT 5307: MOORHEAD DIAL-A-RIDE TRANSIT OPERATING ASSISTANCE	0.0	B9	OPERATE BUS	FTA	423,160	0	0	0	0	423,160
1011	6	BB	TRF-0047-13	ROCHESTER	SECT 5307: ROCHESTER DAR TRANSIT OPERATING ASSISTANCE	0.0	B9	OPERATE BUS	LF	769,714	0	0	0	0	769,714
1012	6	BB	TRF-0047-13A	ROCHESTER	SECT 5307: ROCHESTER RR TRANSIT OPERATING ASSISTANCE	0.0	B9	OPERATE BUS	FTA	6,207,143	0	0	1,651,390	0	4,555,753
1013	6	BB	TRF-0047-13B	ROCHESTER	SECT 5307: CONSTRUCT PARK & RIDE STRUCTURED PARKING	0.0	B9	BUS GRANT CAPITAL IMPROVEMENT	FTA	5,000,000	0	0	4,000,000	0	1,000,000
1018	6	BB	TRF-3780-13	LA CRESCENT	SECT 5307: LA CRESCENT TRANSIT OPERATING ASSISTANCE	0.0	B9	OPERATE BUS	FTA	234,210	0	0	94,000	0	140,210
1953	M	BB	TRF-TCMT-13	MET COUNCIL-MT	SECT 5307: TWIN CITIES MET COUNCIL MT-ASSOCIATED CAPITAL MAINTENANCE-BUS	0.0	B9	BUS GRANT CAPITAL IMPROVEMENT	FTA	2,600,000	0	0	2,080,000	0	520,000
1954	M	BB	TRF-TCMT-13A	MET COUNCIL-MT	SECT 5307: TWIN CITIES MET COUNCIL MT-BUS ACQUISITION	0.0	B9	PURCHASE BUS	FTA	47,770,100	0	0	38,216,080	0	9,554,020
1955	M	BB	TRF-TCMT-13B	MET COUNCIL-MT	SECT 5307: TWIN CITIES MET COUNCIL MT-SECURITY/SAFETY FOR 1%	0.0	B9	BUS GRANT CAPITAL IMPROVEMENT	FTA	700,000	0	0	560,000	0	140,000
1956	M	BB	TRF-TCMT-13C	MET COUNCIL-MT	SECT 5307: TWIN CITIES MET COUNCIL MT-PREVENTIVE MAINTENANCE	0.0	B9	BUS GRANT CAPITAL IMPROVEMENT	FTA	12,500,000	0	0	10,000,000	0	2,500,000
1957	M	BB	TRF-TCMT-13D	MET COUNCIL-MT	SECT 5307: TWIN CITIES MET COUNCIL MT-135E, CO RD 96 PARK & RIDE	0.0	B9	BUS GRANT CAPITAL IMPROVEMENT	FTA	3,910,000	0	0	3,128,000	0	782,000
1958	M	BB	TRF-TCMT-13E	MET COUNCIL-MT	SECT 5307: TWIN CITIES MET COUNCIL MT-CAPITAL LEASE-TIRES	0.0	B9	PURCHASE BUS	FTA	2,196,645	0	0	1,757,316	0	439,329
1959	M	BB	TRF-TCMT-13F	MET COUNCIL-MT	SECT 5307: TWIN CITIES MET COUNCIL MT-135W, 96 PARK & RIDE (CO H REPLACEMENT)	0.0	B9	BUS GRANT CAPITAL IMPROVEMENT	FTA	10,680,000	0	0	8,544,000	0	2,136,000
1960	M	BB	TRF-TCMT-13G	MET COUNCIL-MTS	SECT 5307: TWIN CITIES MET COUNCIL MTS-VANGO CAP COST OF CONTRACTING	0.0	B9	BUS GRANT CAPITAL IMPROVEMENT	FTA	625,000	0	0	500,000	0	125,000
1961	M	BB	TRF-TCMT-13H	MET COUNCIL-MTS	SECT 5307: TWIN CITIES MET COUNCIL MTS-METRO MOBILITY CAPITAL COST OF CONTRACTING FOR SERVICES	0.0	B9	BUS GRANT CAPITAL IMPROVEMENT	FTA	5,000,000	0	0	4,000,000	0	1,000,000

FTA SECTION 5307
Fiscal Year: 2013

STIP for FY 2010-2013

Seq #	ATP	Route System	Project Number	Agency	Description	Miles	Program	Type of Work	Proposed Funds	Total	FHWA	AC	FTA	TH	Other
1962	M	BB	TRF-TCMT-13J	MET COUNCIL-MTS	SECT 5307: TWIN CITIES MET COUNCIL MTS-REGIONAL FLEET CAPITAL COST OF CONTRACTING	0.0	B9	BUS GRANT CAPITAL IMPROVEMENT	FTA	3,125,000	0	0	2,500,000	0	625,000
1963	M	BB	TRF-TCMT-13K	MET COUNCIL-U OFM	SECT 5307: TWIN CITIES MET COUNCIL U OF M-U OF MN BUS ACQUISITION	0.0	B9	PURCHASE BUS	FTA	375,000	0	0	300,000	0	75,000
1964	M	BB	TRF-TCMT-13L	MET COUNCIL-MTS	SECT 5307: TWIN CITIES MET COUNCIL MTS-SW TRANSIT STATION - COP	0.0	B9	BUS GRANT CAPITAL IMPROVEMENT	FTA	281,658	0	0	225,326	0	56,332
1965	M	BB	TRF-TCMT-13M	MET COUNCIL-MTS	SECT 5307: TWIN CITIES MET COUNCIL MTS-MTS BUS ACQUISITION	0.0	B9	PURCHASE BUS	FTA	9,000,000	0	0	7,200,000	0	1,800,000
										\$138,717,399	\$0	\$0	\$90,690,867	\$0	\$48,026,532

FTA SECTION 5309
Fiscal Year: 2010
STIP for FY 2010-2013

Seq #	ATP	Route System	Project Number	Agency	Description	Miles	Program	Type of Work	Proposed Funds	Total	FHWA	AC	FTA	TH	Other
2	1	BB	TRF-0013-10	FOND DU LAC RESERVATION	SECT 5309: FOND DU LAC BAND REMAINING REIMBURSEMENT PLUS ONE ADDITIONAL BUS PURCHASE	0.0	B3	BUS GRANT CAPITAL IMPROVEMENT	FTA	83,078	0	0	66,462	0	16,616
6	1	BB	TRF-0016-10D	DULUTH TRANSIT AUTHORITY	SECT. 5309: DULUTH TRANSIT FACILITIES REFURBISHMENTS	0.0	B3	BUS GRANT CAPITAL IMPROVEMENT	FTA	500,000	0	0	400,000	0	100,000
7	1	BB	TRF-0016-10E	DULUTH TRANSIT AUTHORITY	SECT. 5309: DULUTH TRANSIT FOUR HYBRID CONVERSIONS	0.0	B3	BUS GRANT CAPITAL IMPROVEMENT	FTA	510,000	0	0	408,000	0	102,000
8	1	BB	TRF-0016-10F	DULUTH TRANSIT AUTHORITY	SECT. 5309: DULUTH TRANSIT PASSENGER AMENITIES, BUS FACILITIES, AND EQUIPMENT	0.0	B3	BUS GRANT CAPITAL IMPROVEMENT	FTA	1,875,000	0	0	1,500,000	0	375,000
388	3	BB	TRF-0048-10NS	METRO BUS	SECT 5309: OPERATING ASSISTANCE NORTHSTAR PHASE II COMMUTER BUS	0.0	B3	OPERATE BUS	FTA	500,000	0	0	100,000	0	400,000
389	3	BB	TRF-0048-10NSA	METRO BUS	SECT 5309: PURCHASE 3 COMMUTER COACH BUSES, NORTHSTAR PHASE II	0.0	B3	BUS GRANT CAPITAL IMPROVEMENT	FTA	500,000	0	0	400,000	0	100,000
390	3	BB	TRF-0048-10NSB	METRO BUS	SECT 5309: COMMUTER BUS PARK & RIDE LOT FACILITIES, NORTHSTAR PHASE II	0.0	B3	BUS GRANT CAPITAL IMPROVEMENT	FTA	1,000,000	0	0	800,000	0	200,000
391	3	BB	TRF-0048-10T	METRO BUS	SECTION 5309: THREE SMALL TRANSIT BUSES (ORIGINAL PROJECT, 12 SMALL BUSES, NINE FUNDED WITH ARRA FUNDS)	0.0	B3	PURCHASE BUS	STP	400,000	0	0	0	0	400,000
392	3	BB	TRF-0048-10Z	METRO BUS	SECT 5309: GREATER MN TRANSIT ALLOCATION FOR CNG GARAGE RENOVATION AND EXPANSION OF OPERATIONS CENTER	0.0	B3	BUS GRANT CAPITAL IMPROVEMENT	FTA	1,312,500	0	0	1,050,000	0	262,500
1357	M	BB	TRF-9028-09	MN/DOT	SECT 5309: NORTHSTAR CORRIDOR - CONSTRUCTION & START UP COSTS	0.0	B3	PLANNING	FTA	90,200,000	0	0	71,200,000	0	19,000,000
1360	M	BB	TRF-RCRRA-07A	RAMSEY COUNTY	SECT 5309: UNION DEPOT MULTIMODAL TRANSIT FACILITY, ST PAUL	0.0	B3	BUS GRANT CAPITAL IMPROVEMENT	FTA	501,600	0	0	401,280	0	100,320
1361	M	BB	TRF-RCRRA-08A	RAMSEY COUNTY	SECT 5309: UNION DEPOT MULTIMODAL TRANSIT FACILITY, ST PAUL	0.0	B3	BUS GRANT CAPITAL IMPROVEMENT	FTA	543,400	0	0	434,720	0	108,680
1362	M	BB	TRF-RCRRA-09	RAMSEY COUNTY	SECT 5309: RED ROCK CORRIDOR INTERMODAL BUS & BUS FACILITIES, NEWPORT (2009 APPROPRIATIONS ACT-BUSES & BUS FACILITIES)	0.0	B3	BUS GRANT CAPITAL IMPROVEMENT	FTA	475,000	0	0	475,000	0	0
1363	M	BB	TRF-RCRRA-09A	RAMSEY COUNTY	SECT 5309: UNION DEPOT MULTIMODAL TRANSIT FACILITY, ST PAUL	0.0	B3	BUS GRANT CAPITAL IMPROVEMENT	FTA	564,300	0	0	451,440	0	112,860

FTA SECTION 5309
Fiscal Year: 2010
STIP for FY 2010-2013

Seq #	ATP	Route System	Project Number	Agency	Description	Miles	Program	Type of Work	Proposed Funds	Total	FHWA	AC	FTA	TH	Other
1364	M	BB	TRF-RLTF-07	MNDOT	SECT 5309: RUSHLINE CORRIDOR-CONSTRUCT BUS AMENITIES(2006 APPROPRIATION)	0.0	B3	BUS GRANT CAPITAL IMPROVEMENT	FTA	376,200	0	0	300,960	0	75,240
1365	M	BB	TRF-RLTF-08	MNDOT	SECT 5309: RUSHLINE CORRIDOR-CONSTRUCT BUS AMENITIES(2006 APPROPRIATION)	0.0	B3	BUS GRANT CAPITAL IMPROVEMENT	FTA	407,550	0	0	326,040	0	81,510
1366	M	BB	TRF-RLTF-09	MNDOT	SECT 5309: RUSHLINE CORRIDOR-CONSTRUCT BUS AMENITIES(2006 APPROPRIATION)	0.0	B3	BUS GRANT CAPITAL IMPROVEMENT	FTA	423,225	0	0	338,580	0	84,645
1382	M	BB	TRF-TCMT-10Q	MET COUNCIL-MT	SECT 5309: FIXED GUIDEWAY: 3 CAR TRAIN PROGRAM - CONSTRUCTION OF LRT O&M FACILITY EXPANSION	0.0	B3	BUS GRANT CAPITAL IMPROVEMENT	FTA	10,985,000	0	0	8,788,000	0	2,197,000
1383	M	BB	TRF-TCMT-10R	MET COUNCIL-MT	SECT 5309: TWIN CITIES MET COUNCIL MT-LIGHT RAIL VEHICLES FOR 3 CAR TRAIN	0.0	B3	BUS GRANT CAPITAL IMPROVEMENT	FTA	36,000,000	0	0	28,800,000	0	7,200,000
1384	M	BB	TRF-TCMT-10S	MET COUNCIL-MT	SECT 5309 FIXED GUIDEWAY: TWIN CITIES MET COUNCIL MT-LRT ASSOCIATED CAPITAL MAINTENANCE	0.0	B3	BUS GRANT CAPITAL IMPROVEMENT	FTA	1,250,000	0	0	1,000,000	0	250,000
1387	M	BB	TRF-TCMT-10V	MET COUNCIL-MT	SECT 5309 FIXED GUIDEWAY: TWIN CITIES MET COUNCIL MT-NORTHSTAR RAIL VEHICLES COACH OR LOCOMOTIVE	0.0	B3	BUS GRANT CAPITAL IMPROVEMENT	FTA	3,000,000	0	0	2,400,000	0	600,000
1388	M	BB	TRF-TCMT-10W	MET COUNCIL-MT	SECT 5309 FIXED GUIDEWAY: TWIN CITIES MET COUNCIL MT-NORTHSTAR EXTENSION SUBSTATION	0.0	B3	BUS GRANT CAPITAL IMPROVEMENT	FTA	3,000,000	0	0	2,400,000	0	600,000
1389	M	BB	TRF-TCMT-10X	MET COUNCIL-MT	SECT 5309 FIXED GUIDEWAY: TWIN CITIES MET COUNCIL MT-MOA SUBSTATION	0.0	B3	BUS GRANT CAPITAL IMPROVEMENT	FTA	3,000,000	0	0	2,400,000	0	600,000
1418	M	BB	19-596-06A	DAKOTA COUNTY	SECT 5309: CEDAR AVE BUSWAY, DAKOTA CO-CONSTRUCTION (2006 APPROPRIATIONS ACT- OTHER \$\$ ARE FROM 2005/2006 STATE BONDS)	0.0	B3	BUS GRANT CAPITAL IMPROVEMENT	FTA	937,500	0	0	750,000	0	187,500
1457	M	BB	91-595-22	RAMSEY COUNTY	SECT 5309: UNION DEPOT MULTIMODAL TRANSIT FACILITY, ST PAUL-PRELIMINARY ENGINEERING (2008 APPROPRIATIONS ACT-TRANSIT)	0.0	B3	BUS GRANT CAPITAL IMPROVEMENT	FTA	820,750	0	0	656,600	0	164,150
1554	M	BB	CCLRT-02a	MET TRANSIT	SECT 5309: CENTRAL CORRIDOR LIGHT RAIL TRANSIT PROJECT (2009 APPROPRIATIONS ACT- NEW STARTS & SMALL STARTS)	0.0	B3	PLANNING	FTA	20,000,000	0	0	20,000,000	0	0
										\$179,165,103	\$0	\$0	\$145,847,082	\$0	\$33,318,021

FTA SECTION 5309**Fiscal Year: 2011****STIP for FY 2010-2013**

Seq #	ATP	Route System	Project Number	Agency	Description	Miles	Program	Type of Work	Proposed Funds	Total	FHWA	AC	FTA	TH	Other
494	3	BB	TRF-0048-11S	METRO BUS	SECT 5309: TRANSIT CAPITAL PURCHASES, TRANSIT CENTER RELOCATION	0.0	B3	BUS GRANT CAPITAL IMPROVEMENT	FTA	2,500,000	0	0	2,000,000	0	500,000
1684	M	BB	TRF-TCMT-11E	MET COUNCIL-MT	SECT 5309 FIXED GUIDEWAY: TWIN CITIES MET COUNCIL MT-LRT ASSOCIATED CAPITAL MAINTENANCE	0.0	B3	BUS GRANT CAPITAL IMPROVEMENT	FTA	1,250,000	0	0	1,000,000	0	250,000
1692	M	BB	TRF-TCMT-11N	MET COUNCIL-MT	SECT 5309: TWIN CITIES MET COUNCIL MT-LRT REVERSE SIGNALIZATION	0.0	B3	BUS GRANT CAPITAL IMPROVEMENT	FTA	3,750,000	0	0	3,000,000	0	750,000
1699	M	BB	TRF-TCMT-11V	MET COUNCIL-MT	SECT 5309: TWIN CITIES MET COUNCIL MT-LRT PAINT BOOTH POLLUTION CONTROL EQUIPMENT	0.0	B3	BUS GRANT CAPITAL IMPROVEMENT	FTA	1,500,000	0	0	1,200,000	0	300,000
1700	M	BB	TRF-TCMT-11W	MET COUNCIL-MT	SECT 5309: TWIN CITIES MET COUNCIL MT-HWY 62 & PENN PARK & RIDE	0.0	B3	BUS GRANT CAPITAL IMPROVEMENT	FTA	4,710,000	0	0	3,768,000	0	942,000
1701	M	BB	TRF-TCMT-11X	MET COUNCIL-MT	SECT 5309 FIXED GUIDEWAY: TWIN CITIES MET COUNCIL MT-NEXTFARE (CUBIC) UPGRADE SYSTEM & DEVICES	0.0	B3	BUS GRANT CAPITAL IMPROVEMENT	FTA	3,000,000	0	0	2,400,000	0	600,000
1718	M	BB	19-623-23B	DAKOTA COUNTY	SECT 5309: CEDAR AVE BUS RAPID TRANSIT CONSTRUCTION(2009 APPROPRIATIONS ACT-BUSES & BUS FACILITIES)	0.0	B3	BUS GRANT CAPITAL IMPROVEMENT	FTA	1,200,000	0	0	950,000	0	250,000
										\$17,910,000	\$0	\$0	\$14,318,000	\$0	\$3,592,000

FTA SECTION 5309**Fiscal Year: 2012****STIP for FY 2010-2013**

Seq #	ATP	Route System	Project Number	Agency	Description	Miles	Program	Type of Work	Proposed Funds	Total	FHWA	AC	FTA	TH	Other
561	3	BB	TRF-0048-12L	METRO BUS	SECT 5309: TRANSIT CAPITAL PURCHASES, OPERATIONS CENTER STORAGE ADDITION IMPROVEMENTS	0.0	B3	BUS GRANT CAPITAL IMPROVEMENT	FTA	1,000,000	0	0	800,000	0	200,000
566	3	BB	TRF-0048-12X	METRO BUS	SECT 5309: TRANSIT CAPITAL PURCHASE, CNG FUELING STATION	0.0	B3	PURCHASE BUS	FTA	1,500,000	0	0	1,200,000	0	300,000
1835	M	BB	TRF-TCMT-12M	MET COUNCIL-MT	SECT 5309: TWIN CITIES MET COUNCIL MT-BUS/BUS CAPITAL	0.0	B3	BUS GRANT CAPITAL IMPROVEMENT	FTA	3,625,000	0	0	2,900,000	0	725,000
1836	M	BB	TRF-TCMT-12N	MET COUNCIL-MT	SECT 5309 FIXED GUIDEWAY: TWIN CITIES MET COUNCIL MT-LRT ASSOCIATED CAPITAL MAINTENANCE	0.0	B3	BUS GRANT CAPITAL IMPROVEMENT	FTA	1,250,000	0	0	1,000,000	0	250,000
1837	M	BB	TRF-TCMT-12P	MET COUNCIL-MT	SECT 5309 FIXED GUIDEWAY: TWIN CITIES MET COUNCIL MT-LIGHT RAIL VEHICLES	0.0	B3	BUS GRANT CAPITAL IMPROVEMENT	FTA	17,500,000	0	0	14,000,000	0	3,500,000
										\$24,875,000	\$0	\$0	\$19,900,000	\$0	\$4,975,000

FTA SECTION 5309**Fiscal Year: 2013****STIP for FY 2010-2013**

Seq #	ATP	Route System	Project Number	Agency	Description	Miles	Program	Type of Work	Proposed Funds	Total	FHWA	AC	FTA	TH	Other
607	3	BB	TRF-0048-013	METRO BUS	SECT 5309: ST CLOUD TRANSIT CAPITAL PURCHASES, 18 LARGE BUSES	0.0	B3	PURCHASE BUS	FTA	8,100,000	0	0	6,480,000	0	1,620,000
613	3	BB	TRF-0048-13NS	METRO BUS	SECT 5309: TRANSIT OPERATING ASSISTANCE, NORTHSTAR PHASE II COMMUTER BUS	0.0	B3	OPERATE BUS	FTA	500,000	0	0	100,000	0	400,000
1966	M	BB	TRF-TCMT-13N	MET COUNCIL-MT	SECT 5309: TWIN CITIES MET COUNCIL MT-BUS/BUS CAPITAL	0.0	B3	BUS GRANT CAPITAL IMPROVEMENT	FTA	3,625,000	0	0	2,900,000	0	725,000
1967	M	BB	TRF-TCMT-13P	MET COUNCIL-MT	SECT 5309 FIXED GUIDEWAY: TWIN CITIES MET COUNCIL MT-LRT ASSOCIATED CAPITAL MAINTENANCE	0.0	B3	BUS GRANT CAPITAL IMPROVEMENT	FTA	1,250,000	0	0	1,000,000	0	250,000
1968	M	BB	TRF-TCMT-13Q	MET COUNCIL-MT	SECT 5309: TWIN CITIES MET COUNCIL MT-COMMUTER RAIL VEHICLE	0.0	B3	BUS GRANT CAPITAL IMPROVEMENT	FTA	3,000,000	0	0	2,400,000	0	600,000
1969	M	BB	TRF-TCMT-13R	MET COUNCIL-MT	SECT 5309 FIXED GUIDEWAY: TWIN CITIES MET COUNCIL MT-LRVs	0.0	B3	BUS GRANT CAPITAL IMPROVEMENT	FTA	17,500,000	0	0	14,000,000	0	3,500,000
										\$33,975,000	\$0	\$0	\$26,880,000	\$0	\$7,095,000

FTA SECTION 5311**Fiscal Year: 2010****STIP for FY 2010-2013**

Seq #	ATP	Route System	Project Number	Agency	Description	Miles	Program	Type of Work	Proposed Funds	Total	FHWA	AC	FTA	TH	Other
1	1	BB	TRF-0005-10	MNDOT	SECT 5311: AEOA TRANSIT OPERATING ASSISTANCE	0.0	OB	OPERATE BUS	FTA	3,979,920	0	0	1,061,626	0	2,918,294
9	1	BB	TRF-0022-10	MNDOT	SECT 5311: HIBBING TRANSIT OPERATING ASSISTANCE	0.0	OB	OPERATE BUS	FTA	249,574	0	0	79,869	0	169,705
10	1	BB	TRF-0061-10	MNDOT	SECT 5311: VIRGINIA TRANSIT OPERATING ASSISTANCE	0.0	OB	OPERATE BUS	FTA	239,861	0	0	68,289	0	171,572
215	2	BB	TRF-0006-10	MNDOT	SECT 5311: PAUL BUNYAN TRANSIT OPERATING ASSISTANCE	0.0	OB	OPERATE BUS	FTA	823,279	0	0	246,520	0	576,759
219	2	BB	TRF-0058-10	MNDOT	SECT 5311: TRI-VALLEY TRANSIT OPERATING ASSISTANCE	0.0	OB	OPERATE BUS	FTA	863,758	0	0	277,320	0	586,438
220	2	BB	TRF-1010-10	MNDOT	SECT 5311: HUBBARD CO TRANSIT OPERATING ASSISTANCE	0.0	OB	OPERATE BUS	FTA	249,775	0	0	69,920	0	179,855
221	2	BB	TRF-2487-10	MNDOT	SECT 5311: CITY OF FOSSTON TRANSIT OPERATING ASSISTANCE	0.0	OB	OPERATE BUS	FTA	77,044	0	0	22,840	0	54,204
222	2	BB	TRF-3084-10	MNDOT	SECT 5311: ROSEAU CO TRANSIT OPERATING ASSISTANCE	0.0	OB	OPERATE BUS	FTA	307,970	0	0	98,520	0	209,450
223	2	BB	TRF-8819-10	MNDOT	SECT 5311: RED LAKE RESERVATION TRANSIT OPERATING ASSISTANCE	0.0	OB	OPERATE BUS	FTA	176,851	0	0	82,400	0	94,451
381	3	BB	TRF-0042-10	MNDOT	SECT 5311: CITY OF PINE RIVER TRANSIT OPERATING ASSISTANCE	0.0	OB	OPERATE BUS	FTA	79,362	0	0	26,962	0	52,400
393	3	BB	TRF-0055-10	MNDOT	SECT 5311: RIVERRIDER TRANSIT OPERATING ASSISTANCE	0.0	OB	OPERATE BUS	FTA	1,009,194	0	0	297,024	0	712,170
394	3	BB	TRF-0057-10	MNDOT	SECT 5311: TRI-CAP TRANSIT OPERATING ASSISTANCE	0.0	OB	OPERATE BUS	FTA	1,006,825	0	0	290,053	0	716,772
395	3	BB	TRF-3449-10	MNDOT	SECT 5311: CROW WING CO/CITY OF BRAINERD TRANSIT OPERATING ASSISTANCE	0.0	OB	OPERATE BUS	FTA	929,833	0	0	293,426	0	636,407
396	3	BB	TRF-7068-10	MNDOT	SECT 5311: ISANTI/CO TRANSIT OPERATING ASSISTANCE	0.0	OB	OPERATE BUS	FTA	819,674	0	0	258,372	0	561,302
397	3	BB	TRF-7077-10	MNDOT	SECT 5311: TIMBER TRAILS TRANSIT OPERATING ASSISTANCE	0.0	OB	OPERATE BUS	FTA	507,378	0	0	172,360	0	335,018
398	3	BB	TRF-9018-10	MNDOT	SECT 5311: WADENA CO OPERATING ASSISTANCE	0.0	OB	OPERATE BUS	FTA	390,885	0	0	126,412	0	264,473
651	4	BB	TRF-0007-10	MNDOT	SECT 5311: CITY OF BENSON TRANSIT OPERATING ASSISTANCE	0.0	OB	OPERATE BUS	FTA	193,125	0	0	150,000	0	43,125
656	4	BB	TRF-0035-10	MNDOT	SECT 5311: CITY OF MORRIS TRANSIT OPERATING ASSISTANCE	0.0	OB	OPERATE BUS	FTA	419,210	0	0	325,600	0	93,610

FTA SECTION 5311
Fiscal Year: 2010

STIP for FY 2010-2013

Seq #	ATP	Route System	Project Number	Agency	Description	Miles	Program	Type of Work	Proposed Funds	Total	FHWA	AC	FTA	TH	Other
657	4	BB	TRF-1131-10	MNDOT	SECT 5311: PRODUCTIVE ALTERNATIVES TRANSIT OPERATING ASSISTANCE	0.0	OB	OPERATE BUS	FTA	766,320	0	0	632,400	0	133,920
658	4	BB	TRF-2490-10	MNDOT	SECT 5311: MAHNOMEN CO TRANSIT OPERATING ASSISTANCE	0.0	OB	OPERATE BUS	FTA	199,820	0	0	164,900	0	34,920
659	4	BB	TRF-3291-10	MNDOT	SECT 5311: CLAY COUNTY TRANSIT OPERATING ASSISTANCE	0.0	OB	OPERATE BUS	FTA	120,000	0	0	102,000	0	18,000
660	4	BB	TRF-7067-10	MNDOT	SECT 5311: RAINBOW RIDER TRANSIT OPERATING ASSISTANCE	0.0	OB	OPERATE BUS	FTA	1,293,680	0	0	1,067,060	0	226,620
661	4	BB	TRF-7318-10	MNDOT	SECT 5311: BECKER CO TRANSIT OPERATING ASSISTANCE	0.0	OB	OPERATE BUS	FTA	353,290	0	0	291,550	0	61,740
662	4	BB	TRF-8830-10	MNDOT	SECT 5311: GRANT CO TRANSIT OPERATING ASSISTANCE	0.0	OB	OPERATE BUS	FTA	154,500	0	0	127,500	0	27,000
803	6	BB	TRF-0001-10	MN/DOT	SECT 5311: CEDAR VALLEY TRANSIT OPERATING ASSISTANCE	0.0	OB	OPERATE BUS	FTA	248,000	0	0	87,058	0	160,942
804	6	BB	TRF-0020-10	MN/DOT	SECT 5311: CITY OF FARIBAUT TRANSIT OPERATING ASSISTANCE	0.0	OB	OPERATE BUS	FTA	173,666	0	0	56,541	0	117,125
805	6	BB	TRF-0039-10	MN/DOT	SECT 5311: CITY OF NORTHFIELD TRANSIT OPERATING ASSISTANCE	0.0	OB	OPERATE BUS	FTA	325,377	0	0	81,344	0	244,033
812	6	BB	TRF-0065-10	MN/DOT	SECT 5311: CITY OF WINONA TRANSIT OPERATING ASSISTANCE	0.0	OB	OPERATE BUS	FTA	474,624	0	0	118,656	0	355,968
813	6	BB	TRF-1977-10	MN/DOT	SECT 5311: SEMCAC TRANSIT OPERATING ASSISTANCE	0.0	OB	OPERATE BUS	FTA	231,029	0	0	57,757	0	173,272
814	6	BB	TRF-2497-10	MN/DOT	SECT 5311: CITY OF STEWARTVILLE TRANSIT OPERATING ASSISTANCE	0.0	OB	OPERATE BUS	FTA	71,710	0	0	23,493	0	48,217
815	6	BB	TRF-3342-10	MN/DOT	SECT 5311: STEELE CO TRANSIT OPERATING ASSISTANCE	0.0	OB	OPERATE BUS	FTA	419,562	0	0	137,017	0	282,545
817	6	BB	TRF-7071-10	MN/DOT	SECT 5311: AMCAT TRANSIT OPERATING ASSISTANCE	0.0	OB	OPERATE BUS	FTA	533,025	0	0	133,256	0	399,769
818	6	BB	TRF-7284-10	MN/DOT	SECT 5311: THREE RIVERS TRANSIT OPERATING ASSISTANCE	0.0	OB	OPERATE BUS	FTA	924,528	0	0	231,132	0	693,396
1059	7	BB	TRF-0014-10	MNDOT	SECT 5311: COTTONWOOD CO TRANSIT OPERATING ASSISTANCE	0.0	OB	OPERATE BUS	FTA	129,574	0	0	38,646	0	90,928
1060	7	BB	TRF-0025-10	MNDOT	SECT 5311: CITY OF LESUEUR TRANSIT OPERATING ASSISTANCE	0.0	OB	OPERATE BUS	FTA	233,089	0	0	79,022	0	154,067
1061	7	BB	TRF-0028-10	MNDOT	SECT 5311: CITY OF MANKATO TRANSIT OPERATING ASSISTANCE	0.0	OB	OPERATE BUS	FTA	1,285,440	0	0	337,428	0	948,012

FTA SECTION 5311**Fiscal Year: 2010****STIP for FY 2010-2013**

Seq #	ATP	Route System	Project Number	Agency	Description	Miles	Program	Type of Work	Proposed Funds	Total	FHWA	AC	FTA	TH	Other
1062	7	BB	TRF-0046-10	MNDOT	SECT 5311: MARTIN CO TRANSIT OPERATING ASSISTANCE	0.0	OB	OPERATE BUS	FTA	493,576	0	0	145,106	0	348,470
1063	7	BB	TRF-0083-10	MNDOT	SECT 5311: WATONWAN CO TRANSIT OPERATING ASSISTANCE	0.0	OB	OPERATE BUS	FTA	221,553	0	0	56,691	0	164,862
1064	7	BB	TRF-0280-10	MNDOT	SECT 5311: BROWN CO TRANSIT OPERATING ASSISTANCE	0.0	OB	OPERATE BUS	FTA	618,000	0	0	211,356	0	406,644
1065	7	BB	TRF-2494-10	MNDOT	SECT 5311: SMOC/NOBLES TRANSIT OPERATING ASSISTANCE	0.0	OB	OPERATE BUS	FTA	295,713	0	0	87,591	0	208,122
1066	7	BB	TRF-2496-10	MNDOT	SECT 5311: CITY OF ST PETER TRANSIT OPERATING ASSISTANCE	0.0	OB	OPERATE BUS	FTA	249,878	0	0	75,231	0	174,647
1067	7	BB	TRF-3274-10	MNDOT	SECT 5311: FARIBAUT CO TRANSIT OPERATING ASSISTANCE	0.0	OB	OPERATE BUS	FTA	171,495	0	0	60,358	0	111,137
1068	7	BB	TRF-3331-10	MNDOT	SECT 5311: ROCK CO TRANSIT OPERATING ASSISTANCE	0.0	OB	OPERATE BUS	FTA	305,601	0	0	88,786	0	216,815
1201	8	BB	TRF-0026-10	MNDOT	SECT 5311: LINCOLN CO TRANSIT OPERATING ASSISTANCE	0.0	OB	OPERATE BUS	FTA	174,894	0	0	59,081	0	115,813
1202	8	BB	TRF-0032-10	MNDOT	SECT 5311: CITY OF MONTEVIDEO TRANSIT OPERATING ASSISTANCE	0.0	OB	OPERATE BUS	FTA	124,424	0	0	42,653	0	81,771
1203	8	BB	TRF-1738-10	MNDOT	SECT 5311: PRAIRIE FIVE CAC TRANSIT OPERATING ASSISTANCE	0.0	OB	OPERATE BUS	FTA	657,758	0	0	154,015	0	503,743
1204	8	BB	TRF-2387-10	MNDOT	SECT 5311: WESTERN COMMUNITY ACTION, INC TRANSIT OPERATING ASSISTANCE	0.0	OB	OPERATE BUS	FTA	1,192,534	0	0	286,875	0	905,659
1205	8	BB	TRF-2486-10	MNDOT	SECT 5311: CITY OF DAWSON TRANSIT OPERATING ASSISTANCE	0.0	OB	OPERATE BUS	FTA	87,344	0	0	28,583	0	58,761
1206	8	BB	TRF-2488-10	MNDOT	SECT 5311: CITY OF GRANITE FALLS TRANSIT OPERATING ASSISTANCE	0.0	OB	OPERATE BUS	FTA	97,438	0	0	26,962	0	70,476
1207	8	BB	TRF-3312-10	MNDOT	SECT 5311: MEEKER CO TRANSIT OPERATING ASSISTANCE	0.0	OB	OPERATE BUS	FTA	395,520	0	0	90,196	0	305,324
1208	8	BB	TRF-3316-10	MNDOT	SECT 5311: PIPESTONE CO TRANSIT OPERATING ASSISTANCE	0.0	OB	OPERATE BUS	FTA	300,129	0	0	93,660	0	206,469
1209	8	BB	TRF-3325-10	MNDOT	SECT 5311: MURRAY CO TRANSIT OPERATING ASSISTANCE	0.0	OB	OPERATE BUS	FTA	99,086	0	0	28,663	0	70,423
1210	8	BB	TRF-3339-10	MNDOT	SECT 5311: RENVILLE CO TRANSIT OPERATING ASSISTANCE	0.0	OB	OPERATE BUS	FTA	311,472	0	0	62,801	0	248,671
1211	8	BB	TRF-7311-10	MNDOT	SECT 5311: TRAILBLAZER TRANSIT OPERATING ASSISTANCE	0.0	OB	OPERATE BUS	FTA	1,087,680	0	0	287,153	0	800,527

FTA SECTION 5311**Fiscal Year: 2010****STIP for FY 2010-2013**

Seq #	ATP	Route System	Project Number	Agency	Description	Miles	Program	Type of Work	Proposed Funds	Total	FHWA	AC	FTA	TH	Other
1212	8	BB	TRF-7340-10	MNDOT	SECT 5311: KANDIYOHI CO TRANSIT OPERATING ASSISTANCE	0.0	OB	OPERATE BUS	FTA	1,030,000	0	0	323,336	0	706,664
1353	M	BB	TRF-0009-10	MN/DOT	SECT 5311: CARVER CO TRANSIT OPERATING ASSISTANCE	0.0	OB	OPERATE BUS	FTA	641,709	0	0	88,100	0	553,609
1355	M	BB	TRF-0051-10	MN/DOT	SECT 5311: SCOTT CO TRANSIT OPERATING ASSISTANCE	0.0	OB	OPERATE BUS	FTA	1,885,440	0	0	98,700	0	1,786,740
1356	M	BB	TRF-3703-10	MN/DOT	SECT 5311: CITY OF HASTINGS TRANSIT OPERATING ASSISTANCE	0.0	OB	OPERATE BUS	FTA	397,433	0	0	42,600	0	354,833
										\$31,099,429	\$0	\$0	\$10,152,770	\$0	\$20,946,659

FTA SECTION 5311
Fiscal Year: 2011
STIP for FY 2010-2013

Seq #	ATP	Route System	Project Number	Agency	Description	Miles	Program	Type of Work	Proposed Funds	Total	FHWA	AC	FTA	TH	Other
86	1	BB	TRF-0005-11	MNDOT	SECT 5311: AEOA TRANSIT OPERATING ASSISTANCE	0.0	OB	OPERATE BUS	FTA	4,099,318	0	0	1,061,626	0	3,037,692
90	1	BB	TRF-0022-11	MNDOT	SECT 5311: HIBBING TRANSIT OPERATING ASSISTANCE	0.0	OB	OPERATE BUS	FTA	257,061	0	0	79,869	0	177,192
91	1	BB	TRF-0061-11	MNDOT	SECT 5311: VIRGINIA TRANSIT OPERATING ASSISTANCE	0.0	OB	OPERATE BUS	FTA	247,057	0	0	68,289	0	178,768
255	2	BB	TRF-0006-11	MNDOT	SECT 5311: PAUL BUNYAN TRANSIT OPERATING ASSISTANCE	0.0	OB	OPERATE BUS	FTA	847,977	0	0	246,520	0	601,457
259	2	BB	TRF-0058-11	MNDOT	SECT 5311: TRI-VALLEY TRANSIT OPERATING ASSISTANCE	0.0	OB	OPERATE BUS	FTA	889,671	0	0	277,320	0	612,351
260	2	BB	TRF-1010-11	MNDOT	SECT 5311: HUBBARD CO TRANSIT OPERATING ASSISTANCE	0.0	OB	OPERATE BUS	FTA	257,268	0	0	69,920	0	187,348
261	2	BB	TRF-2487-11	MNDOT	SECT 5311: CITY OF FOSSTON TRANSIT OPERATING ASSISTANCE	0.0	OB	OPERATE BUS	FTA	79,355	0	0	22,840	0	56,515
262	2	BB	TRF-3084-11	MNDOT	SECT 5311: ROSEAU CO TRANSIT OPERATING ASSISTANCE	0.0	OB	OPERATE BUS	FTA	317,209	0	0	98,520	0	218,689
263	2	BB	TRF-8819-11	MNDOT	SECT 5311: RED LAKE RESERVATION TRANSIT OPERATING ASSISTANCE	0.0	OB	OPERATE BUS	FTA	182,157	0	0	82,400	0	99,757
487	3	BB	TRF-0042-11	MNDOT	SECT 5311: CITY OF PINE RIVER TRANSIT OPERATING ASSISTANCE	0.0	OB	OPERATE BUS	FTA	81,743	0	0	26,962	0	54,781
496	3	BB	TRF-0055-11	MNDOT	SECT 5311: RIVERRIDER TRANSIT OPERATING ASSISTANCE	0.0	OB	OPERATE BUS	FTA	1,039,490	0	0	297,024	0	742,466
497	3	BB	TRF-0057-11	MNDOT	SECT 5311: TRI-CAP TRANSIT OPERATING ASSISTANCE	0.0	OB	OPERATE BUS	FTA	1,037,029	0	0	290,053	0	746,976
498	3	BB	TRF-3449-11	MNDOT	SECT 5311: CROW WING CO/CITY OF BRAINERD TRANSIT OPERATING ASSISTANCE	0.0	OB	OPERATE BUS	FTA	937,728	0	0	293,426	0	644,302
499	3	BB	TRF-7068-11	MNDOT	SECT 5311: ISANTI/CO TRANSIT OPERATING ASSISTANCE	0.0	OB	OPERATE BUS	FTA	844,264	0	0	258,372	0	585,892
500	3	BB	TRF-7077-11	MNDOT	SECT 5311: TIMBER TRAILS TRANSIT OPERATING ASSISTANCE	0.0	OB	OPERATE BUS	FTA	522,599	0	0	172,360	0	350,239
501	3	BB	TRF-9018-11	MNDOT	SECT 5311: WADENA CO OPERATING ASSISTANCE	0.0	OB	OPERATE BUS	FTA	402,612	0	0	126,412	0	276,200
687	4	BB	TRF-0007-11	MNDOT	SECT 5311: CITY OF BENSON TRANSIT OPERATING ASSISTANCE	0.0	OB	OPERATE BUS	FTA	187,500	0	0	150,000	0	37,500
691	4	BB	TRF-0035-11	MNDOT	SECT 5311: CITY OF MORRIS TRANSIT OPERATING ASSISTANCE	0.0	OB	OPERATE BUS	FTA	431,786	0	0	325,600	0	106,186

FTA SECTION 5311**Fiscal Year: 2011****STIP for FY 2010-2013**

Seq #	ATP	Route System	Project Number	Agency	Description	Miles	Program	Type of Work	Proposed Funds	Total	FHWA	AC	FTA	TH	Other
692	4	BB	TRF-1131-11	MNDOT	SECT 5311: PRODUCTIVE ALTERNATIVES TRANSIT OPERATING ASSISTANCE	0.0	OB	OPERATE BUS	FTA	789,310	0	0	632,400	0	156,910
693	4	BB	TRF-2490-11	MNDOT	SECT 5311: MAHNOMEN CO TRANSIT OPERATING ASSISTANCE	0.0	OB	OPERATE BUS	FTA	205,815	0	0	164,900	0	40,915
694	4	BB	TRF-3291-11	MNDOT	SECT 5311: CLAY COUNTY TRANSIT OPERATING ASSISTANCE	0.0	OB	OPERATE BUS	FTA	143,222	0	0	114,750	0	28,472
695	4	BB	TRF-7067-11	MNDOT	SECT 5311: RAINBOW RIDER TRANSIT OPERATING ASSISTANCE	0.0	OB	OPERATE BUS	FTA	1,332,490	0	0	1,067,060	0	265,430
696	4	BB	TRF-7318-11	MNDOT	SECT 5311: BECKER CO TRANSIT OPERATING ASSISTANCE	0.0	OB	OPERATE BUS	FTA	363,889	0	0	291,550	0	72,339
697	4	BB	TRF-8830-11	MNDOT	SECT 5311: GRANT CO TRANSIT OPERATING ASSISTANCE	0.0	OB	OPERATE BUS	FTA	159,135	0	0	127,500	0	31,635
897	6	BB	TRF-0001-11	MN/DOT	SECT 5311: CEDAR VALLEY TRANSIT OPERATING ASSISTANCE	0.0	OB	OPERATE BUS	FTA	255,677	0	0	63,919	0	191,758
898	6	BB	TRF-0020-11	MN/DOT	SECT 5311: CITY OF FARIBAULT TRANSIT OPERATING ASSISTANCE	0.0	OB	OPERATE BUS	FTA	182,349	0	0	59,368	0	122,981
899	6	BB	TRF-0039-11	MN/DOT	SECT 5311: CITY OF NORTHFIELD TRANSIT OPERATING ASSISTANCE	0.0	OB	OPERATE BUS	FTA	335,711	0	0	142,047	0	193,664
903	6	BB	TRF-0065-11	MN/DOT	SECT 5311: CITY OF WINONA TRANSIT OPERATING ASSISTANCE	0.0	OB	OPERATE BUS	FTA	488,863	0	0	122,216	0	366,647
904	6	BB	TRF-1977-11	MN/DOT	SECT 5311: SEMCAC TRANSIT OPERATING ASSISTANCE	0.0	OB	OPERATE BUS	FTA	237,960	0	0	59,490	0	178,470
905	6	BB	TRF-2497-11	MN/DOT	SECT 5311: CITY OF STEWARTVILLE TRANSIT OPERATING ASSISTANCE	0.0	OB	OPERATE BUS	FTA	75,296	0	0	24,668	0	50,628
906	6	BB	TRF-3342-11	MN/DOT	SECT 5311: STEELE CO TRANSIT OPERATING ASSISTANCE	0.0	OB	OPERATE BUS	FTA	432,149	0	0	108,037	0	324,112
908	6	BB	TRF-7071-11	MN/DOT	SECT 5311: AMCAT TRANSIT OPERATING ASSISTANCE	0.0	OB	OPERATE BUS	FTA	550,563	0	0	164,249	0	386,314
909	6	BB	TRF-7284-11	MN/DOT	SECT 5311: THREE RIVERS TRANSIT OPERATING ASSISTANCE	0.0	OB	OPERATE BUS	FTA	952,264	0	0	238,066	0	714,198
1095	7	BB	TRF-0014-11	MNDOT	SECT 5311: COTTONWOOD CO TRANSIT OPERATING ASSISTANCE	0.0	OB	OPERATE BUS	FTA	133,461	0	0	39,805	0	93,656
1096	7	BB	TRF-0025-11	MNDOT	SECT 5311: CITY OF LESUEUR TRANSIT OPERATING ASSISTANCE	0.0	OB	OPERATE BUS	FTA	240,081	0	0	81,392	0	158,689
1097	7	BB	TRF-0028-11	MNDOT	SECT 5311: CITY OF MANKATO TRANSIT OPERATING ASSISTANCE	0.0	OB	OPERATE BUS	FTA	1,324,003	0	0	347,551	0	976,452

FTA SECTION 5311
Fiscal Year: 2011

STIP for FY 2010-2013

Seq #	ATP	Route System	Project Number	Agency	Description	Miles	Program	Type of Work	Proposed Funds	Total	FHWA	AC	FTA	TH	Other
1098	7	BB	TRF-0046-11	MNDOT	SECT 5311: MARTIN CO TRANSIT OPERATING ASSISTANCE	0.0	OB	OPERATE BUS	FTA	508,384	0	0	149,460	0	358,924
1099	7	BB	TRF-0083-11	MNDOT	SECT 5311: WATONWAN CO TRANSIT OPERATING ASSISTANCE	0.0	OB	OPERATE BUS	FTA	228,200	0	0	58,392	0	169,808
1100	7	BB	TRF-0280-11	MNDOT	SECT 5311: BROWN CO TRANSIT OPERATING ASSISTANCE	0.0	OB	OPERATE BUS	FTA	636,540	0	0	217,697	0	418,843
1101	7	BB	TRF-2494-11	MNDOT	SECT 5311: SMOC/NOBLES TRANSIT OPERATING ASSISTANCE	0.0	OB	OPERATE BUS	FTA	304,584	0	0	90,219	0	214,365
1102	7	BB	TRF-2496-11	MNDOT	SECT 5311: CITY OF ST PETER TRANSIT OPERATING ASSISTANCE	0.0	OB	OPERATE BUS	FTA	257,374	0	0	77,488	0	179,886
1103	7	BB	TRF-3274-11	MNDOT	SECT 5311: FARIBAULT CO TRANSIT OPERATING ASSISTANCE	0.0	OB	OPERATE BUS	FTA	176,640	0	0	62,169	0	114,471
1104	7	BB	TRF-3331-11	MNDOT	SECT 5311: ROCK CO TRANSIT OPERATING ASSISTANCE	0.0	OB	OPERATE BUS	FTA	314,769	0	0	91,450	0	223,319
1241	8	BB	TRF-0026-11	MNDOT	SECT 5311: LINCOLN CO TRANSIT OPERATING ASSISTANCE	0.0	OB	OPERATE BUS	FTA	180,141	0	0	59,081	0	121,060
1242	8	BB	TRF-0032-11	MNDOT	SECT 5311: CITY OF MONTEVIDEO TRANSIT OPERATING ASSISTANCE	0.0	OB	OPERATE BUS	FTA	128,157	0	0	42,653	0	85,504
1243	8	BB	TRF-1738-11	MNDOT	SECT 5311: PRAIRIE FIVE CAC TRANSIT OPERATING ASSISTANCE	0.0	OB	OPERATE BUS	FTA	677,491	0	0	154,015	0	523,476
1244	8	BB	TRF-2387-11	MNDOT	SECT 5311: WESTERN COMMUNITY ACTION, INC TRANSIT OPERATING ASSISTANCE	0.0	OB	OPERATE BUS	FTA	1,228,310	0	0	286,875	0	941,435
1245	8	BB	TRF-2486-11	MNDOT	SECT 5311: CITY OF DAWSON TRANSIT OPERATING ASSISTANCE	0.0	OB	OPERATE BUS	FTA	89,964	0	0	28,583	0	61,381
1246	8	BB	TRF-2488-11	MNDOT	SECT 5311: CITY OF GRANITE FALLS TRANSIT OPERATING ASSISTANCE	0.0	OB	OPERATE BUS	FTA	100,361	0	0	26,962	0	73,399
1247	8	BB	TRF-3312-11	MNDOT	SECT 5311: MEEKER CO TRANSIT OPERATING ASSISTANCE	0.0	OB	OPERATE BUS	FTA	407,386	0	0	90,196	0	317,190
1248	8	BB	TRF-3316-11	MNDOT	SECT 5311: PIPESTONE CO TRANSIT OPERATING ASSISTANCE	0.0	OB	OPERATE BUS	FTA	309,132	0	0	93,660	0	215,472
1249	8	BB	TRF-3325-11	MNDOT	SECT 5311: MURRAY CO TRANSIT OPERATING ASSISTANCE	0.0	OB	OPERATE BUS	FTA	102,059	0	0	28,663	0	73,396
1250	8	BB	TRF-3339-11	MNDOT	SECT 5311: RENVILLE CO TRANSIT OPERATING ASSISTANCE	0.0	OB	OPERATE BUS	FTA	320,816	0	0	62,801	0	258,015
1251	8	BB	TRF-7311-11	MNDOT	SECT 5311: TRAILBLAZER TRANSIT OPERATING ASSISTANCE	0.0	OB	OPERATE BUS	FTA	1,120,310	0	0	287,153	0	833,157

FTA SECTION 5311**Fiscal Year: 2011****STIP for FY 2010-2013**

Seq #	ATP	Route System	Project Number	Agency	Description	Miles	Program	Type of Work	Proposed Funds	Total	FHWA	AC	FTA	TH	Other
1252	8	BB	TRF-7340-11	MNDOT	SECT 5311: KANDIYOHI CO TRANSIT OPERATING ASSISTANCE	0.0	OB	OPERATE BUS	FTA	1,060,900	0	0	323,336	0	737,564
1675	M	BB	TRF-0009-11	MN/DOT	SECT 5311: CARVER CO TRANSIT OPERATING ASSISTANCE	0.0	OB	OPERATE BUS	FTA	660,960	0	0	88,100	0	572,860
1677	M	BB	TRF-0051-11	MN/DOT	SECT 5311: SCOTT CO TRANSIT OPERATING ASSISTANCE	0.0	OB	OPERATE BUS	FTA	1,942,003	0	0	98,700	0	1,843,303
1678	M	BB	TRF-3703-11	MN/DOT	SECT 5311: CITY OF HASTINGS TRANSIT OPERATING ASSISTANCE	0.0	OB	OPERATE BUS	FTA	409,356	0	0	42,600	0	366,756
										\$32,027,899	\$0	\$0	\$10,256,734	\$0	\$21,771,165

FTA SECTION 5311
Fiscal Year: 2012

STIP for FY 2010-2013

Seq #	ATP	Route System	Project Number	Agency	Description	Miles	Program	Type of Work	Proposed Funds	Total	FHWA	AC	FTA	TH	Other
136	1	BB	TRF-0005-12	MNDOT	SECT 5311: AEOA TRANSIT OPERATING ASSISTANCE	0.0	OB	OPERATE BUS	FTA	4,222,297	0	0	1,061,626	0	3,160,671
140	1	BB	TRF-0022-12	MNDOT	SECT 5311: HIBBING TRANSIT OPERATING ASSISTANCE	0.0	OB	OPERATE BUS	FTA	264,773	0	0	79,869	0	184,904
141	1	BB	TRF-0061-12	MNDOT	SECT 5311: VIRGINIA TRANSIT OPERATING ASSISTANCE	0.0	OB	OPERATE BUS	FTA	254,469	0	0	68,289	0	186,180
298	2	BB	TRF-0006-12	MNDOT	SECT 5311: PAUL BUNYAN TRANSIT OPERATING ASSISTANCE	0.0	OB	OPERATE BUS	FTA	873,417	0	0	246,520	0	626,897
302	2	BB	TRF-0058-12	MNDOT	SECT 5311: TRI-VALLEY TRANSIT OPERATING ASSISTANCE	0.0	OB	OPERATE BUS	FTA	916,361	0	0	277,320	0	639,041
303	2	BB	TRF-1010-12	MNDOT	SECT 5311: HUBBARD CO TRANSIT OPERATING ASSISTANCE	0.0	OB	OPERATE BUS	FTA	264,986	0	0	69,920	0	195,066
304	2	BB	TRF-2487-12	MNDOT	SECT 5311: CITY OF FOSSTON TRANSIT OPERATING ASSISTANCE	0.0	OB	OPERATE BUS	FTA	81,736	0	0	22,840	0	58,896
305	2	BB	TRF-3084-12	MNDOT	SECT 5311: ROSEAU CO TRANSIT OPERATING ASSISTANCE	0.0	OB	OPERATE BUS	FTA	326,725	0	0	98,520	0	228,205
306	2	BB	TRF-8819-12	MNDOT	SECT 5311: RED LAKE RESERVATION TRANSIT OPERATING ASSISTANCE	0.0	OB	OPERATE BUS	FTA	187,621	0	0	82,400	0	105,221
555	3	BB	TRF-0042-12	MNDOT	SECT 5311: CITY OF PINE RIVER TRANSIT OPERATING ASSISTANCE	0.0	OB	OPERATE BUS	FTA	84,195	0	0	26,962	0	57,233
567	3	BB	TRF-0055-12	MNDOT	SECT 5311: RIVERRIDER TRANSIT OPERATING ASSISTANCE	0.0	OB	OPERATE BUS	FTA	1,070,654	0	0	297,024	0	773,630
568	3	BB	TRF-0057-12	MNDOT	SECT 5311: TRI-CAP TRANSIT OPERATING ASSISTANCE	0.0	OB	OPERATE BUS	FTA	1,068,141	0	0	290,053	0	778,088
569	3	BB	TRF-3449-12	MNDOT	SECT 5311: CROW WING CO/CITY OF BRAINERD TRANSIT OPERATING ASSISTANCE	0.0	OB	OPERATE BUS	FTA	986,459	0	0	293,426	0	693,033
570	3	BB	TRF-7068-12	MNDOT	SECT 5311: ISANTI/COUNTY TRANSIT OPERATING ASSISTANCE	0.0	OB	OPERATE BUS	FTA	869,592	0	0	258,372	0	611,220
571	3	BB	TRF-7077-12	MNDOT	SECT 5311: TIMBER TRAILS TRANSIT OPERATING ASSISTANCE	0.0	OB	OPERATE BUS	FTA	538,277	0	0	172,360	0	365,917
572	3	BB	TRF-9018-12	MNDOT	SECT 5311: WADENA CO OPERATING ASSISTANCE	0.0	OB	OPERATE BUS	FTA	414,690	0	0	126,412	0	288,278
726	4	BB	TRF-0007-12	MNDOT	SECT 5311: CITY OF BENSON TRANSIT OPERATING ASSISTANCE	0.0	OB	OPERATE BUS	FTA	193,125	0	0	150,000	0	43,125
730	4	BB	TRF-0035-12	MNDOT	SECT 5311: CITY OF MORRIS TRANSIT OPERATING ASSISTANCE	0.0	OB	OPERATE BUS	FTA	444,740	0	0	325,600	0	119,140

FTA SECTION 5311**Fiscal Year: 2012****STIP for FY 2010-2013**

Seq #	ATP	Route System	Project Number	Agency	Description	Miles	Program	Type of Work	Proposed Funds	Total	FHWA	AC	FTA	TH	Other
731	4	BB	TRF-1131-12	MNDOT	SECT 5311: PRODUCTIVE ALTERNATIVES TRANSIT OPERATING ASSISTANCE	0.0	OB	OPERATE BUS	FTA	812,989	0	0	632,400	0	180,589
732	4	BB	TRF-2490-12	MNDOT	SECT 5311: MAHNOMEN CO TRANSIT OPERATING ASSISTANCE	0.0	OB	OPERATE BUS	FTA	211,989	0	0	164,900	0	47,089
733	4	BB	TRF-3291-12	MNDOT	SECT 5311: CLAY COUNTY TRANSIT OPERATING ASSISTANCE	0.0	OB	OPERATE BUS	FTA	127,311	0	0	108,214	0	19,097
734	4	BB	TRF-7067-12	MNDOT	SECT 5311: RAINBOW RIDER TRANSIT OPERATING ASSISTANCE	0.0	OB	OPERATE BUS	FTA	1,372,465	0	0	1,067,060	0	305,405
735	4	BB	TRF-7318-12	MNDOT	SECT 5311: BECKER CO TRANSIT OPERATING ASSISTANCE	0.0	OB	OPERATE BUS	FTA	374,805	0	0	291,550	0	83,255
736	4	BB	TRF-8830-12	MNDOT	SECT 5311: GRANT CO TRANSIT OPERATING ASSISTANCE	0.0	OB	OPERATE BUS	FTA	163,909	0	0	127,500	0	36,409
955	6	BB	TRF-0001-12	MN/DOT	SECT 5311: CEDAR VALLEY TRANSIT OPERATING ASSISTANCE	0.0	OB	OPERATE BUS	FTA	366,347	0	0	91,587	0	274,760
956	6	BB	TRF-0020-12	MN/DOT	SECT 5311: CITY OF FARIBAUT TRANSIT OPERATING ASSISTANCE	0.0	OB	OPERATE BUS	FTA	187,819	0	0	46,955	0	140,864
957	6	BB	TRF-0039-12	MN/DOT	SECT 5311: CITY OF NORTHFIELD TRANSIT OPERATING ASSISTANCE	0.0	OB	OPERATE BUS	FTA	345,782	0	0	86,445	0	259,337
960	6	BB	TRF-0065-12	MN/DOT	SECT 5311: CITY OF WINONA TRANSIT OPERATING ASSISTANCE	0.0	OB	OPERATE BUS	FTA	503,529	0	0	125,882	0	377,647
961	6	BB	TRF-1977-12	MN/DOT	SECT 5311: SEMCAC TRANSIT OPERATING ASSISTANCE	0.0	OB	OPERATE BUS	FTA	245,099	0	0	61,275	0	183,824
962	6	BB	TRF-2497-12	MN/DOT	SECT 5311: CITY OF STEWARTVILLE TRANSIT OPERATING ASSISTANCE	0.0	OB	OPERATE BUS	FTA	77,555	0	0	19,389	0	58,166
963	6	BB	TRF-3342-12	MN/DOT	SECT 5311: STEELE CO TRANSIT OPERATING ASSISTANCE	0.0	OB	OPERATE BUS	FTA	445,113	0	0	111,278	0	333,835
965	6	BB	TRF-7071-12	MN/DOT	SECT 5311: AMCAT TRANSIT OPERATING ASSISTANCE	0.0	OB	OPERATE BUS	FTA	567,080	0	0	141,770	0	425,310
966	6	BB	TRF-7284-12	MN/DOT	SECT 5311: THREE RIVERS TRANSIT OPERATING ASSISTANCE	0.0	OB	OPERATE BUS	FTA	980,832	0	0	245,208	0	735,624
1130	7	BB	TRF-0014-12	MNDOT	SECT 5311: COTTONWOOD CO TRANSIT OPERATING ASSISTANCE	0.0	OB	OPERATE BUS	FTA	137,465	0	0	40,999	0	96,466
1131	7	BB	TRF-0025-12	MNDOT	SECT 5311: CITY OF LESUEUR TRANSIT OPERATING ASSISTANCE	0.0	OB	OPERATE BUS	FTA	247,284	0	0	83,834	0	163,450
1132	7	BB	TRF-0028-12	MNDOT	SECT 5311: CITY OF MANKATO TRANSIT OPERATING ASSISTANCE	0.0	OB	OPERATE BUS	FTA	1,363,723	0	0	357,977	0	1,005,746

FTA SECTION 5311
Fiscal Year: 2012
STIP for FY 2010-2013

Seq #	ATP	Route System	Project Number	Agency	Description	Miles	Program	Type of Work	Proposed Funds	Total	FHWA	AC	FTA	TH	Other
1133	7	BB	TRF-0046-12	MNDOT	SECT 5311: MARTIN CO TRANSIT OPERATING ASSISTANCE	0.0	OB	OPERATE BUS	FTA	523,634	0	0	153,943	0	369,691
1134	7	BB	TRF-0083-12	MNDOT	SECT 5311: WATONWAN CO TRANSIT OPERATING ASSISTANCE	0.0	OB	OPERATE BUS	FTA	235,046	0	0	60,144	0	174,902
1135	7	BB	TRF-0280-12	MNDOT	SECT 5311: BROWN CO TRANSIT OPERATING ASSISTANCE	0.0	OB	OPERATE BUS	FTA	655,637	0	0	224,228	0	431,409
1136	7	BB	TRF-2494-12	MNDOT	SECT 5311: SMOC/NOBLES TRANSIT OPERATING ASSISTANCE	0.0	OB	OPERATE BUS	FTA	313,722	0	0	92,926	0	220,796
1137	7	BB	TRF-2496-12	MNDOT	SECT 5311: CITY OF ST PETER TRANSIT OPERATING ASSISTANCE	0.0	OB	OPERATE BUS	FTA	265,096	0	0	79,813	0	185,283
1138	7	BB	TRF-3274-12	MNDOT	SECT 5311: FARIBAUT CO TRANSIT OPERATING ASSISTANCE	0.0	OB	OPERATE BUS	FTA	181,939	0	0	64,034	0	117,905
1139	7	BB	TRF-3331-12	MNDOT	SECT 5311: ROCK CO TRANSIT OPERATING ASSISTANCE	0.0	OB	OPERATE BUS	FTA	324,212	0	0	94,193	0	230,019
1280	8	BB	TRF-0026-12	MNDOT	SECT 5311: LINCOLN CO TRANSIT OPERATING ASSISTANCE	0.0	OB	OPERATE BUS	FTA	185,545	0	0	59,081	0	126,464
1281	8	BB	TRF-0032-12	MNDOT	SECT 5311: CITY OF MONTEVIDEO TRANSIT OPERATING ASSISTANCE	0.0	OB	OPERATE BUS	FTA	132,001	0	0	42,653	0	89,348
1282	8	BB	TRF-1738-12	MNDOT	SECT 5311: PRAIRIE FIVE CAC TRANSIT OPERATING ASSISTANCE	0.0	OB	OPERATE BUS	FTA	697,815	0	0	154,015	0	543,800
1283	8	BB	TRF-2387-12	MNDOT	SECT 5311: WESTERN COMMUNITY ACTION, INC TRANSIT OPERATING ASSISTANCE	0.0	OB	OPERATE BUS	FTA	1,265,159	0	0	286,875	0	978,284
1284	8	BB	TRF-2486-12	MNDOT	SECT 5311: CITY OF DAWSON TRANSIT OPERATING ASSISTANCE	0.0	OB	OPERATE BUS	FTA	92,663	0	0	28,583	0	64,080
1285	8	BB	TRF-2488-12	MNDOT	SECT 5311: CITY OF GRANITE FALLS TRANSIT OPERATING ASSISTANCE	0.0	OB	OPERATE BUS	FTA	103,372	0	0	26,962	0	76,410
1286	8	BB	TRF-3312-12	MNDOT	SECT 5311: MEEKER CO TRANSIT OPERATING ASSISTANCE	0.0	OB	OPERATE BUS	FTA	419,607	0	0	90,196	0	329,411
1287	8	BB	TRF-3316-12	MNDOT	SECT 5311: PIPESTONE CO TRANSIT OPERATING ASSISTANCE	0.0	OB	OPERATE BUS	FTA	318,406	0	0	93,660	0	224,746
1288	8	BB	TRF-3325-12	MNDOT	SECT 5311: MURRAY CO TRANSIT OPERATING ASSISTANCE	0.0	OB	OPERATE BUS	FTA	105,120	0	0	28,663	0	76,457
1289	8	BB	TRF-3339-12	MNDOT	SECT 5311: RENVILLE CO TRANSIT OPERATING ASSISTANCE	0.0	OB	OPERATE BUS	FTA	330,441	0	0	62,801	0	267,640
1290	8	BB	TRF-7311-12	MNDOT	SECT 5311: TRAILBLAZER TRANSIT OPERATING ASSISTANCE	0.0	OB	OPERATE BUS	FTA	1,153,920	0	0	287,153	0	866,767

FTA SECTION 5311**Fiscal Year: 2012****STIP for FY 2010-2013**

Seq #	ATP	Route System	Project Number	Agency	Description	Miles	Program	Type of Work	Proposed Funds	Total	FHWA	AC	FTA	TH	Other
1291	8	BB	TRF-7340-12	MNDOT	SECT 5311: KANDIYOHI CO TRANSIT OPERATING ASSISTANCE	0.0	OB	OPERATE BUS	FTA	1,092,727	0	0	323,336	0	769,391
1819	M	BB	TRF-0009-12	MN/DOT	SECT 5311: CARVER CO TRANSIT OPERATING ASSISTANCE	0.0	OB	OPERATE BUS	FTA	680,789	0	0	88,100	0	592,689
1821	M	BB	TRF-0051-12	MN/DOT	SECT 5311: SCOTT CO TRANSIT OPERATING ASSISTANCE	0.0	OB	OPERATE BUS	FTA	2,000,263	0	0	98,700	0	1,901,563
1822	M	BB	TRF-3703-12	MN/DOT	SECT 5311: CITY OF HASTINGS TRANSIT OPERATING ASSISTANCE	0.0	OB	OPERATE BUS	FTA	421,637	0	0	42,600	0	379,037
										\$33,092,105	\$0	\$0	\$10,234,395	\$0	\$22,857,710

FTA SECTION 5311**Fiscal Year: 2013****STIP for FY 2010-2013**

Seq #	ATP	Route System	Project Number	Agency	Description	Miles	Program	Type of Work	Proposed Funds	Total	FHWA	AC	FTA	TH	Other
171	1	BB	TRF-0005-13	MNDOT	SECT 5311: AEOA TRANSIT OPERATING ASSISTANCE	0.0	OB	OPERATE BUS	FTA	4,222,297	0	0	1,061,626	0	3,160,671
175	1	BB	TRF-0022-13	MNDOT	SECT 5311: HIBBING TRANSIT OPERATING ASSISTANCE	0.0	OB	OPERATE BUS	FTA	264,773	0	0	79,869	0	184,904
176	1	BB	TRF-0061-13	MNDOT	SECT 5311: VIRGINIA TRANSIT OPERATING ASSISTANCE	0.0	OB	OPERATE BUS	FTA	254,469	0	0	68,289	0	186,180
341	2	BB	TRF-0006-13	MNDOT	SECT 5311: PAUL BUNYAN TRANSIT OPERATING ASSISTANCE	0.0	OB	OPERATE BUS	FTA	899,619	0	0	246,520	0	653,099
345	2	BB	TRF-0058-13	MNDOT	SECT 5311: TRI-VALLEY TRANSIT OPERATING ASSISTANCE	0.0	OB	OPERATE BUS	FTA	943,852	0	0	277,320	0	666,532
346	2	BB	TRF-1010-13	MNDOT	SECT 5311: HUBBARD CO TRANSIT OPERATING ASSISTANCE	0.0	OB	OPERATE BUS	FTA	272,936	0	0	69,920	0	203,016
347	2	BB	TRF-2487-13	MNDOT	SECT 5311: CITY OF FOSSTON TRANSIT OPERATING ASSISTANCE	0.0	OB	OPERATE BUS	FTA	84,188	0	0	22,840	0	61,348
348	2	BB	TRF-3084-13	MNDOT	SECT 5311: ROSEAU CO TRANSIT OPERATING ASSISTANCE	0.0	OB	OPERATE BUS	FTA	336,527	0	0	98,520	0	238,007
349	2	BB	TRF-8819-13	MNDOT	SECT 5311: RED LAKE RESERVATION TRANSIT OPERATING ASSISTANCE	0.0	OB	OPERATE BUS	FTA	193,250	0	0	82,400	0	110,850
606	3	BB	TRF-0042-13	MN/DOT	SECT 5311: CITY OF PINE RIVER TRANSIT OPERATING ASSISTANCE	0.0	OB	OPERATE BUS	FTA	86,721	0	0	26,962	0	59,759
617	3	BB	TRF-0055-13	MN/DOT	SECT 5311: RIVER RIDER TRANSIT OPERATING ASSISTANCE	0.0	OB	OPERATE BUS	FTA	1,102,774	0	0	297,024	0	805,750
618	3	BB	TRF-0057-13	MN/DOT	SECT 5311: TRI-CAP TRANSIT OPERATING ASSISTANCE	0.0	OB	OPERATE BUS	FTA	1,100,184	0	0	290,053	0	810,131
619	3	BB	TRF-3449-13	MN/DOT	SECT 5311: CROW WING CO/CITY OF BRAINERD TRANSIT OPERATING ASSISTANCE	0.0	OB	OPERATE BUS	FTA	1,016,054	0	0	293,426	0	722,628
620	3	BB	TRF-7068-13	MN/DOT	SECT 5311: ISANTI/CHISAGO TRANSIT OPERATING ASSISTANCE	0.0	OB	OPERATE BUS	FTA	895,680	0	0	258,372	0	637,308
621	3	BB	TRF-7077-13	MN/DOT	SECT 5311: TIMBER TRAILS TRANSIT OPERATING ASSISTANCE	0.0	OB	OPERATE BUS	FTA	554,425	0	0	172,360	0	382,065
622	3	BB	TRF-9018-13	MN/DOT	SECT 5311: WADENA CO OPERATING ASSISTANCE	0.0	OB	OPERATE BUS	FTA	427,131	0	0	126,412	0	300,719
770	4	BB	TRF-0007-13	MNDOT	SECT 5311: CITY OF BENSON TRANSIT OPERATING ASSISTANCE	0.0	OB	OPERATE BUS	FTA	187,500	0	0	150,000	0	37,500
776	4	BB	TRF-0035-13	MNDOT	SECT 5311: CITY OF MORRIS TRANSIT OPERATING ASSISTANCE	0.0	OB	OPERATE BUS	FTA	407,000	0	0	325,600	0	81,400

FTA SECTION 5311**Fiscal Year: 2013****STIP for FY 2010-2013**

Seq #	ATP	Route System	Project Number	Agency	Description	Miles	Program	Type of Work	Proposed Funds	Total	FHWA	AC	FTA	TH	Other
777	4	BB	TRF-1131-13	MNDOT	SECT 5311: PRODUCTIVE ALTERNATIVES TRANSIT OPERATING ASSISTANCE	0.0	OB	OPERATE BUS	FTA	744,000	0	0	632,400	0	111,600
778	4	BB	TRF-2490-13	MNDOT	SECT 5311: MAHNOMEN CO TRANSIT OPERATING ASSISTANCE	0.0	OB	OPERATE BUS	FTA	194,000	0	0	164,900	0	29,100
779	4	BB	TRF-3291-13	MNDOT	SECT 5311: CLAY COUNTY TRANSIT OPERATING ASSISTANCE	0.0	OB	OPERATE BUS	FTA	131,200	0	0	111,520	0	19,680
780	4	BB	TRF-7067-13	MNDOT	SECT 5311: RAINBOW RIDER TRANSIT OPERATING ASSISTANCE	0.0	OB	OPERATE BUS	FTA	1,256,000	0	0	1,067,060	0	188,940
781	4	BB	TRF-7318-13	MNDOT	SECT 5311: BECKER CO TRANSIT OPERATING ASSISTANCE	0.0	OB	OPERATE BUS	FTA	343,000	0	0	291,550	0	51,450
782	4	BB	TRF-8830-13	MNDOT	SECT 5311: GRANT CO TRANSIT OPERATING ASSISTANCE	0.0	OB	OPERATE BUS	FTA	150,000	0	0	127,500	0	22,500
1008	6	BB	TRF-0001-13	MN/DOT	SECT 5311: CEDAR VALLEY TRANSIT OPERATING ASSISTANCE	0.0	OB	OPERATE BUS	FTA	377,337	0	0	94,334	0	283,003
1009	6	BB	TRF-0020-13	MN/DOT	SECT 5311: CITY OF FARIBAUT TRANSIT OPERATING ASSISTANCE	0.0	OB	OPERATE BUS	FTA	193,454	0	0	48,364	0	145,090
1010	6	BB	TRF-0039-13	MN/DOT	SECT 5311: CITY OF NORTHFIELD TRANSIT OPERATING ASSISTANCE	0.0	OB	OPERATE BUS	FTA	356,155	0	0	89,038	0	267,117
1014	6	BB	TRF-0065-13	MN/DOT	SECT 5311: CITY OF WINONA TRANSIT OPERATING ASSISTANCE	0.0	OB	OPERATE BUS	FTA	518,635	0	0	129,659	0	388,976
1015	6	BB	TRF-1977-13	MN/DOT	SECT 5311: SEMCAC TRANSIT OPERATING ASSISTANCE	0.0	OB	OPERATE BUS	FTA	252,452	0	0	63,113	0	189,339
1016	6	BB	TRF-2497-13	MN/DOT	SECT 5311: CITY OF STEWARTVILLE TRANSIT OPERATING ASSISTANCE	0.0	OB	OPERATE BUS	FTA	79,882	0	0	19,970	0	59,912
1017	6	BB	TRF-3342-13	MN/DOT	SECT 5311: STEELE CO TRANSIT OPERATING ASSISTANCE	0.0	OB	OPERATE BUS	FTA	658,466	0	0	114,616	0	543,850
1019	6	BB	TRF-7071-13	MN/DOT	SECT 5311: AMCAT TRANSIT OPERATING ASSISTANCE	0.0	OB	OPERATE BUS	FTA	584,092	0	0	146,023	0	438,069
1020	6	BB	TRF-7284-13	MN/DOT	SECT 5311: THREE RIVERS TRANSIT OPERATING ASSISTANCE	0.0	OB	OPERATE BUS	FTA	1,010,257	0	0	252,564	0	757,693
1168	7	BB	TRF-0014-13	MNDOT	SECT 5311: COTTONWOOD CO TRANSIT OPERATING ASSISTANCE	0.0	OB	OPERATE BUS	FTA	141,589	0	0	42,229	0	99,360
1169	7	BB	TRF-0025-13	MNDOT	SECT 5311: CITY OF LESUEUR TRANSIT OPERATING ASSISTANCE	0.0	OB	OPERATE BUS	FTA	254,703	0	0	86,349	0	168,354
1170	7	BB	TRF-0028-13	MNDOT	SECT 5311: CITY OF MANKATO TRANSIT OPERATING ASSISTANCE	0.0	OB	OPERATE BUS	FTA	1,404,635	0	0	368,717	0	1,035,918

FTA SECTION 5311
Fiscal Year: 2013

STIP for FY 2010-2013

Seq #	ATP	Route System	Project Number	Agency	Description	Miles	Program	Type of Work	Proposed Funds	Total	FHWA	AC	FTA	TH	Other
1171	7	BB	TRF-0046-13	MNDOT	SECT 5311: MARTIN CO TRANSIT OPERATING ASSISTANCE	0.0	OB	OPERATE BUS	FTA	539,344	0	0	158,562	0	380,782
1172	7	BB	TRF-0083-13	MNDOT	SECT 5311: WATONWAN CO TRANSIT OPERATING ASSISTANCE	0.0	OB	OPERATE BUS	FTA	242,097	0	0	61,948	0	180,149
1173	7	BB	TRF-0280-13	MNDOT	SECT 5311: BROWN CO TRANSIT OPERATING ASSISTANCE	0.0	OB	OPERATE BUS	FTA	675,305	0	0	230,954	0	444,351
1174	7	BB	TRF-2494-13	MNDOT	SECT 5311: SMOC/NOBLES TRANSIT OPERATING ASSISTANCE	0.0	OB	OPERATE BUS	FTA	323,133	0	0	95,713	0	227,420
1175	7	BB	TRF-2496-13	MNDOT	SECT 5311: CITY OF ST PETER TRANSIT OPERATING ASSISTANCE	0.0	OB	OPERATE BUS	FTA	273,048	0	0	82,207	0	190,841
1176	7	BB	TRF-3274-13	MNDOT	SECT 5311: FARIBAULT CO TRANSIT OPERATING ASSISTANCE	0.0	OB	OPERATE BUS	FTA	187,397	0	0	65,955	0	121,442
1177	7	BB	TRF-3331-13	MNDOT	SECT 5311: ROCK CO TRANSIT OPERATING ASSISTANCE	0.0	OB	OPERATE BUS	FTA	333,939	0	0	97,019	0	236,920
1313	8	BB	TRF-0026-13	MNDOT	SECT 5311: LINCOLN CO TRANSIT OPERATING ASSISTANCE	0.0	OB	OPERATE BUS	FTA	191,111	0	0	59,081	0	132,030
1314	8	BB	TRF-0032-13	MNDOT	SECT 5311: CITY OF MONTEVIDEO TRANSIT OPERATING ASSISTANCE	0.0	OB	OPERATE BUS	FTA	135,961	0	0	42,653	0	93,308
1315	8	BB	TRF-1738-13	MNDOT	SECT 5311: PRAIRIE FIVE CAC TRANSIT OPERATING ASSISTANCE	0.0	OB	OPERATE BUS	FTA	718,750	0	0	154,015	0	564,735
1316	8	BB	TRF-2387-13	MNDOT	SECT 5311: WESTERN COMMUNITY ACTION, INC TRANSIT OPERATING ASSISTANCE	0.0	-OB	OPERATE BUS	FTA	1,303,114	0	0	286,875	0	1,016,239
1317	8	BB	TRF-2486-13	MNDOT	SECT 5311: CITY OF DAWSON TRANSIT OPERATING ASSISTANCE	0.0	OB	OPERATE BUS	FTA	95,443	0	0	28,583	0	66,860
1318	8	BB	TRF-2488-13	MNDOT	SECT 5311: CITY OF GRANITE FALLS TRANSIT OPERATING ASSISTANCE	0.0	OB	OPERATE BUS	FTA	106,473	0	0	26,962	0	79,511
1319	8	BB	TRF-3312-13	MNDOT	SECT 5311: MEEKER CO TRANSIT OPERATING ASSISTANCE	0.0	OB	OPERATE BUS	FTA	432,195	0	0	90,196	0	341,999
1320	8	BB	TRF-3316-13	MNDOT	SECT 5311: PIPESTONE CO TRANSIT OPERATING ASSISTANCE	0.0	OB	OPERATE BUS	FTA	327,959	0	0	93,660	0	234,299
1321	8	BB	TRF-3325-13	MNDOT	SECT 5311: MURRAY CO TRANSIT OPERATING ASSISTANCE	0.0	OB	OPERATE BUS	FTA	108,274	0	0	28,663	0	79,611
1322	8	BB	TRF-3339-13	MNDOT	SECT 5311: RENVILLE CO TRANSIT OPERATING ASSISTANCE	0.0	OB	OPERATE BUS	FTA	340,354	0	0	62,801	0	277,553
1323	8	BB	TRF-7311-13	MNDOT	SECT 5311: TRAILBLAZER TRANSIT OPERATING ASSISTANCE	0.0	OB	OPERATE BUS	FTA	1,188,537	0	0	287,153	0	901,384

FTA SECTION 5311**Fiscal Year: 2013****STIP for FY 2010-2013**

Seq #	ATP	Route System	Project Number	Agency	Description	Miles	Program	Type of Work	Proposed Funds	Total	FHWA	AC	FTA	TH	Other
1324	8	BB	TRF-7340-13	MNDOT	SECT 5311: KANDIYOHI CO TRANSIT OPERATING ASSISTANCE	0.0	OB	OPERATE BUS	FTA	1,125,509	0	0	323,336	0	802,173
1951	M	BB	TRF-0051-13	MN/DOT	SECT 5311: SCOTT/CARVER CO TRANSIT OPERATING ASSISTANCE	0.0	OB	OPERATE BUS	FTA	2,602,963	0	0	186,800	0	2,416,163
1952	M	BB	TRF-3703-13	MN/DOT	SECT 5311: CITY OF HASTINGS TRANSIT OPERATING ASSISTANCE	0.0	OB	OPERATE BUS	FTA	409,356	0	0	42,600	0	366,756
										\$33,559,499	\$0	\$0	\$10,303,155	\$0	\$23,256,344

FTA Section 5316

Fiscal Year: 2010

STIP for FY 2010-2013

Seq #	ATP	Route System	Project Number	Agency	Description	Miles	Program	Type of Work	Proposed Funds	Total	FHWA	AC	FTA	TH	Other
1354	M	BB	TRF-0018-10	MNDOT	SECT 5316: TWIN CITIES AREA MNDOT-JOB ACCESS/REVERSE COMMUTE PROJECTS (MET COUNCIL VAN-GO FOR COLLAR CO)-TBD	0.0	JA	BUS GRANT CAPITAL IMPROVEMENT	FTA	250,000	0	0	125,000	0	125,000
1385	M	BB	TRF-TCMT-10T	MET COUNCIL-MTS	SECT 5316: TWIN CITIES MET COUNCIL MTS-JOB ACCESS/REVERSE COMMUTE PROJECTS TBD	0.0	JA	BUS GRANT CAPITAL IMPROVEMENT	FTA	1,125,000	0	0	900,000	0	225,000
										\$1,375,000	\$0	\$0	\$1,025,000	\$0	\$350,000

FTA Section 5316
Fiscal Year: 2011

STIP for FY 2010-2013

Seq #	ATP	Route System	Project Number	Agency	Description	Miles	Program	Type of Work	Proposed Funds	Total	FHWA	AC	FTA	TH	Other
1676	M	BB	TRF-0018-11	MNDOT	SECT 5316: TWIN CITIES AREA MNDOT-JOB ACCESS/REVERSE COMMUTE PROJECTS(MET COUNCIL VAN-GO FOR COLLAR COUNTIES)-TBD	0.0	JA	BUS GRANT CAPITAL IMPROVEMENT	FTA	250,000	0	0	125,000	0	125,000
1696	M	BB	TRF-TCMT-11S	MET COUNCIL-MTS	SECT 5316: TWIN CITIES MET COUNCIL MTS-JOB ACCESS/REVERSE COMMUTE PROJECTS TBD	0.0	JA	BUS GRANT CAPITAL IMPROVEMENT	FTA	3,000,000	0	0	1,500,000	0	1,500,000
										\$3,250,000	\$0	\$0	\$1,625,000	\$0	\$1,625,000

FTA Section 5316
Fiscal Year: 2012

STIP for FY 2010-2013

Seq #	ATP	Route System	Project Number	Agency	Description	Miles	Program	Type of Work	Proposed Funds	Total	FHWA	AC	FTA	TH	Other
1820	M	BB	TRF-0018-12	MNDOT	SECT 5316: TWIN CITIES AREA MNDOT-JOB ACCESS/REVERSE COMMUTE PROJECTS(MET COUNCIL VAN-GO FOR COLLAR COUNTIES)-TBD	0.0	JA	BUS GRANT CAPITAL IMPROVEMENT	FTA	250,000	0	0	125,000	0	125,000
1838	M	BB	TRF-TCMT-12Q	MET COUNCIL-MTS	SECT 5316: TWIN CITIES MET COUNCIL MTS-JOB ACCESS/REVERSE COMMUTE PROJECTS TBD	0.0	JA	BUS GRANT CAPITAL IMPROVEMENT	FTA	3,000,000	0	0	1,500,000	0	1,500,000
										\$3,250,000	\$0	\$0	\$1,625,000	\$0	\$1,625,000

FTA Section 5316
Fiscal Year: 2013

STIP for FY 2010-2013

Seq #	ATP	Route System	Project Number	Agency	Description	Miles	Program	Type of Work	Proposed Funds	Total	FHWA	AC	FTA	TH	Other
1950	M	BB	TRF-0018-13	MNDOT	SECT 5316: TWIN CITIES AREA MNDOT-JOB ACCESS/REVERSE COMMUTE PROJECTS(MET COUNCIL VAN-GO FOR COLLAR COUNTIES)-TBD	0.0	JA	BUS GRANT CAPITAL IMPROVEMENT	FTA	250,000	0	0	125,000	0	125,000
1970	M	BB	TRF-TCMT-13S	MET COUNCIL-MTS	SECT 5316: TWIN CITIES MET COUNCIL MTS-JOB ACCESS/REVERSE COMMUTE PROJECTS TBD	0.0	JA	BUS GRANT CAPITAL IMPROVEMENT	FTA	3,000,000	0	0	1,500,000	0	1,500,000
										\$3,250,000	\$0	\$0	\$1,625,000	\$0	\$1,625,000

FTA Section 5317
Fiscal Year: 2010

STIP for FY 2010-2013

Seq #	ATP	Route System	Project Number	Agency	Description	Miles	Program	Type of Work	Proposed Funds	Total	FHWA	AC	FTA	TH	Other
1386	M	BB	TRF-TCMT-10U	MET COUNCIL-MTS	SECT 5317: TWIN CITIES MET COUNCIL MTS-NEW FREEDOMS PROJECTS TBD-2010	0.0	NF	BUS GRANT CAPITAL IMPROVEMENT	FTA	875,000	0	0	700,000	0	175,000
										\$875,000	\$0	\$0	\$700,000	\$0	\$175,000

FTA Section 5317**Fiscal Year: 2011****STIP for FY 2010-2013**

Seq #	ATP	Route System	Project Number	Agency	Description	Miles	Program	Type of Work	Proposed Funds	Total	FHWA	AC	FTA	TH	Other
1697	M	BB	TRF-TCMT-11T	MET COUNCIL-MTS	SECT 5317: TWIN CITIES MET COUNCIL MTS-NEW FREEDOMS PROJECTS TBD-2011	0.0	NF	BUS GRANT CAPITAL IMPROVEMENT	FTA	2,000,000	0	0	1,000,000	0	1,000,000
										\$2,000,000	\$0	\$0	\$1,000,000	\$0	\$1,000,000

FTA Section 5317
Fiscal Year: 2012

STIP for FY 2010-2013

Seq #	ATP	Route System	Project Number	Agency	Description	Miles	Program	Type of Work	Proposed Funds	Total	FHWA	AC	FTA	TH	Other
1839	M	BB	TRF-TCMT-12R	MET COUNCIL-MTS	SECT 5317: TWIN CITIES MET COUNCIL MTS-NEW FREEDOMS PROJECTS TBD-2012	0.0	NF	BUS GRANT CAPITAL IMPROVEMENT	FTA	2,000,000	0	0	1,000,000	0	1,000,000
										\$2,000,000	\$0	\$0	\$1,000,000	\$0	\$1,000,000

FTA Section 5317
Fiscal Year: 2013

STIP for FY 2010-2013

Seq #	ATP	Route System	Project Number	Agency	Description	Miles	Program	Type of Work	Proposed Funds	Total	FHWA	AC	FTA	TH	Other
1971	M	BB	TRF-TCMT-13T	MET COUNCIL-MTS	SECT 5317: TWIN CITIES MET COUNCIL MTS-NEW FREEDOMS PROJECTS TBD	0.0	NF	BUS GRANT CAPITAL IMPROVEMENT	FTA	2,000,000	0	0	1,000,000	0	1,000,000
										\$2,000,000	\$0	\$0	\$1,000,000	\$0	\$1,000,000

FTA SECTION 5339**Fiscal Year: 2010****STIP for FY 2010-2013**

Seq #	ATP	Route System	Project Number	Agency	Description	Miles	Program	Type of Work	Proposed Funds	Total	FHWA	AC	FTA	TH	Other
1358	M	BB	TRF-RCRRA-06	RAMSEY COUNTY	SECT 5339: RED ROCK/RUSH LINE/CENTRAL CORRIDOR STUDIES-ALTERNATIVE ANALYSES	0.0	PL	BUS GRANT CAPITAL IMPROVEMENT	FTA	2,475,000	0	0	1,980,000	0	495,000
1359	M	BB	TRF-RCRRA-07	RAMSEY COUNTY	SECT 5339: RED ROCK/RUSH LINE/CENTRAL CORRIDOR STUDIES-ALTERNATIVE ANALYSES	0.0	PL	BUS GRANT CAPITAL IMPROVEMENT	FTA	2,475,000	0	0	1,980,000	0	495,000
										\$4,950,000	\$0	\$0	\$3,960,000	\$0	\$990,000

FHWA TRANSIT
Fiscal Year: 2010

STIP for FY 2010-2013

Seq #	ATP	Route System	Project Number	Agency	Description	Miles	Program	Type of Work	Proposed Funds	Total	FHWA	AC	FTA	TH	Other
11	1	BB	TRS-0016-10T	DULUTH TRANSIT AUTHORITY	DTA-PURCHASE 1 BUS (CLASS 700)	0.0	TR	PURCHASE BUS	STP	317,500	254,000	0	0	0	63,500
224	2	BB	TRS-0006-10A	MNDOT	PAUL BUNYAN TRANSIT - IT CAPITAL	0.0	TR	PURCHASE BUS	STP	60,000	48,000	0	0	0	12,000
225	2	BB	TRS-0058-10A	MNDOT	TRI-VALLEY TRANSIT PURCHASE 1 BUS (CLASS 400)	0.0	TR	PURCHASE BUS	STP	64,000	51,200	0	0	0	12,800
399	3	BB	TRS-0048-10T	MNDOT	ST CLOUD . PURCHASE 3 SMALL BUSES	0.0	TR	PURCHASE BUS	STP	400,000	320,000	0	0	80,000	0
400	3	BB	TRS-0048-10V	METRO BUS	SECTION 5307: BUS SHELTER TRANSIT AMENITY PROGRAM	0.0	TR	BUS GRANT CAPITAL IMPROVEMENT	STP	312,000	249,600	0	0	0	62,400
401	3	BB	TRS-7068-10	MNDOT	ISANTI CO. PURCHASE ONE BUS (CLASS 400)	0.0	TR	PURCHASE BUS	STP	66,000	52,800	0	0	0	13,200
671	4	BB	61-595-02AC	POPE COUNTY	RAINBOW RIDER TRANSIT FACILITY (AC PAYBACK 1 OF 1)	0.0	TR	BUILDINGS	STP	400,000	400,000	0	0	0	0
819	6	BB	TRS-0001-10	MN/DOT	CVS - PURCHASE 1 BUS (CLASS 400)	0.0	TR	PURCHASE BUS	STP	64,000	51,200	0	0	0	12,800
820	6	BB	TRS-0020-10	MN/DOT	FARIBAULT - PURCHASE 1 BUS (CLASS 400)	0.0	TR	PURCHASE BUS	STP	64,000	51,200	0	0	0	12,800
821	6	BB	TRS-0039-10T	MN/DOT	NORTHFIELD - PURCHASE 1 BUS (CLASS 400)	0.0	TR	PURCHASE BUS	STP	66,000	52,800	0	0	0	13,200
822	6	BB	TRS-0047-10A	MN/DOT	SECTION 5307/5309: ROCHESTER REGULAR ROUTE - PURCHASE 4 BUSES (CLASS 700)	0.0	TR	PURCHASE BUS	STP FTA	1,440,000	356,800	0	795,200	0	288,000
823	6	BB	TRS-0047-10B	ROCHESTER	SECTION 5307/5309: ROCHESTER DIAL-A-RIDE - PURCHASE 2 BUSES (CLASS 600)	0.0	TR	PURCHASE BUS	STP	382,000	305,600	0	0	0	76,400
824	6	BB	TRS-0047-10C	ROCHESTER	SECTION 5307/5309: CITY OF ROCHESTER TH 63 SOUTH PARK & RIDE (PLANNING & DESIGN)	0.0	TR	BUS GRANT CAPITAL IMPROVEMENT	STP	75,000	60,000	0	0	0	15,000
825	6	BB	TRS-0047-10D	ROCHESTER	SECTION 5307/5309: CITY OF ROCHESTER TH 14W PARK & RIDE (PLANNING & DESIGN)	0.0	TR	BUS GRANT CAPITAL IMPROVEMENT	STP	75,000	60,000	0	0	0	15,000
826	6	BB	TRS-0065-10	MN/DOT	WINONA - PURCHASE 1 BUS (CLASS 600)	0.0	TR	PURCHASE BUS	STP	191,000	152,800	0	0	0	38,200
827	6	BB	TRS-1977-10T	MN/DOT	SEMCAC - PURCHASE 1 BUS (CLASS 400)	0.0	TR	PURCHASE BUS	STP	66,000	52,800	0	0	0	13,200
828	6	BB	TRS-7071-10	MN/DOT	AMCAT - PURCHASE 2 BUSES (CLASS 400)	0.0	TR	PURCHASE BUS	STP	128,000	102,400	0	0	0	25,600
1213	8	BB	TRS-2387-10T	MNDOT	WESTERN COMMUNITY ACTION, PURCHASE 1 BUS (CLASS 400)	0.0	TR	PURCHASE BUS	STP	66,000	52,800	0	0	0	13,200
1390	M	BB	TRS-7068-10A	MNDOT	HEARTLAND EXPRESS-PURCHASE CLASS 400 BUS	0.0	TR	PURCHASE BUS	STP	64,000	51,200	0	0	0	12,800

FHWA TRANSIT
Fiscal Year: 2010

STIP for FY 2010-2013

Seq #	ATP	Route System	Project Number	Agency	Description	Miles	Program	Type of Work	Proposed Funds	Total	FHWA	AC	FTA	TH	Other
1391	M	BB	TRS-MVTA-10	MET COUNCIL-MTS	MVTA: PURCHASE 12 BUSES FOR DEDICATED OPERATION & DEPLOY ITS COMPONENTS FOR STATION-TO-STATION SERVICE ON CEDAR AVE BUSWAY(OTHER \$\$ ARE FROM 2005/2006 STATE BONDS)	0.0	TR	BUS GRANT CAPITAL IMPROVEMENT	CMAQ	6,142,500	4,914,000	0	0	0	1,228,500
1392	M	BB	TRS-SMTC-10A	SMTC	PURCHASE OF 10 BUSES FOR SERVICE EXPANSION	0.0	TR	PURCHASE BUS	CMAQ	5,457,000	4,365,600	0	0	0	1,091,400
1393	M	BB	TRS-TCMT-10A	MET COUNCIL-MT	TRANSIT SERVICE EXPANSION TO PROVIDE NEW WEEKDAY PEAK PERIOD SERVICE ON NEW ROUTE 375, LAKE ELMO/WOODBURY & MPLS-FY 2010	0.0	TR	BUS GRANT CAPITAL IMPROVEMENT	CMAQ	322,156	257,725	0	0	0	64,431
1394	M	BB	TRS-TCMT-10B	MET COUNCIL-MT	PURCHASE 6 ARTIC BUSES & RELATED SPARE PARTS & EQUIPMENT FOR EXPANDED WEEKDAY SERVICE ON RTE 673, MINNETONKA & MPLS	0.0	TR	BUS GRANT CAPITAL IMPROVEMENT	CMAQ	3,402,600	2,722,080	0	0	0	680,520
1395	M	BB	TRS-TCMT-10C	MET COUNCIL-MT	PURCHASE OF 15 BUSES TO SUPPORT EXPRESS SERVICE ROUTES	0.0	TR	PURCHASE BUS	CMAQ	7,356,250	5,885,000	0	0	0	1,471,250
1448	M	CMAQ	91-080-06	SMTC	COMPLETION OF SMTC MARKET STREET STATION, CHANHASSEN PARK-N-RIDE EXPANSION FACILITY	0.0	TR	BUS GRANT CAPITAL IMPROVEMENT	CMAQ	9,000,000	5,575,000	0	0	0	3,425,000
1460	M	CMAQ	91-596-01	MET COUNCIL-MT	300-CAR EXPANSION OF EXISTING PARK-RIDE LOT ON LAND TO BE PURCHASED ABUTTING THE N EDGE OF AN EXISTING LOT AT I-35W/95TH AVE NE, BLAINE	0.0	TR	BUS GRANT CAPITAL IMPROVEMENT	CMAQ	802,500	642,000	0	0	0	160,500
1478	M	CMAQ	141-080-46	MINNEAPOLIS	TRAFFIC SIGNAL IMPROVEMENTS TO DOWNTOWN ST SYSTEM TO PROVIDE DAILY ENHANCED PREFERRED TREATMENT FOR BUS & LRT TRANSIT PATRONS	0.0	TR	TRAFFIC SIGNAL REVISION	CMAQ	525,000	420,000	0	0	0	105,000
1533	M	CMAQ	189-080-03	MAPLE GROVE	E OF I-94 OFF MAPLE GROVE PKWY- CONSTRUCTION OF PARK & RIDE FACILITY, ETC(AC PROJECT, PAYBACK IN 2011)	0.0	TR	BUS GRANT CAPITAL IMPROVEMENT	CMAQ	817,589	0	2,436,461	0	0	817,589
1538	M	CMAQ	199-080-02	RAMSEY	CONSTRUCT TRANSIT FACILITY TO PROVIDE 200 ADDITIONAL PARK-N-RIDE STALLS, RAMSEY	0.0	TR	BUS GRANT CAPITAL IMPROVEMENT	CMAQ	4,378,500	3,502,800	0	0	0	875,700
1556	M	CMAQ	CM-05-10AC2	RAMSEY	PROVIDE EXPRESS BUS SERVICE BETWEEN CITY OF RAMSEY & MPLS(AC PAYBACK, 2 OF 3)	0.0	TR	BUS GRANT CAPITAL IMPROVEMENT	CMAQ	416,300	416,300	0	0	0	0
										\$42,920,895	\$31,425,705	\$2,436,461	\$795,200	\$80,000	\$10,619,990

FHWA TRANSIT
Fiscal Year: 2011

STIP for FY 2010-2013

Seq #	ATP	Route System	Project Number	Agency	Description	Miles	Program	Type of Work	Proposed Funds	Total	FHWA	AC	FTA	TH	Other
92	1	BB	TRS-0016-11	DULUTH TRANSIT AUTHORITY	DTA-PURCHASE 3 BUSES (CLASS 400)	0.0	TR	PURCHASE BUS	STP	210,000	168,000	0	0	0	42,000
264	2	BB	TRS-0006-11A	MNDOT	PAUL BUNYAN TRANSIT, PURCHASE 1 BUS (CLASS 400-G)	0.0	TR	PURCHASE BUS	STP	66,000	52,800	0	0	0	13,200
265	2	BB	TRS-0006-11B	MNDOT	PAUL BUNYAN TRANSIT, PURCHASE 1 BUS (CLASS 500)	0.0	TR	PURCHASE BUS	STP	117,000	93,600	0	0	0	23,400
266	2	BB	TRS-0058-11	MNDOT	TRI-VALLEY TRANSIT, PURCHASE 2 BUSES (CLASS 400-G)	0.0	TR	PURCHASE BUS	STP	132,000	105,600	0	0	0	26,400
267	2	BB	TRS-2487-11	MNDOT	CITY OF FOSSTON, PURCHASE 1 BUS (CLASS 400)	0.0	TR	PURCHASE BUS	STP	66,000	52,800	0	0	0	13,200
502	3	BB	TRS-0055-11	MNDOT	RIVERRIDER, PURCHASE TWO BUSES - ONE CLASS 400/ONE CLASS 500	0.0	TR	PURCHASE BUS	STP	185,000	148,000	0	0	0	37,000
503	3	BB	TRS-0057-11	MNDOT	TRI-CAP MORRISON CO PURCHASE ONE BUS (CLASS 400)	0.0	TR	PURCHASE BUS	STP	68,000	54,400	0	0	0	13,600
504	3	BB	TRS-3449-11	MNDOT	CITY OF BRAINERD, PURCHASE ONE BUS (CLASS 400)	0.0	TR	PURCHASE BUS	STP	68,000	54,400	0	0	0	13,600
505	3	BB	TRS-7068-11	MNDOT	ISANTI HEARTLAND EXPRESS, PURCHASE ONE BUS (CLASS 500)	0.0	TR	PURCHASE BUS	STP	117,000	93,600	0	0	0	23,400
506	3	BB	TRS-9018-11	MNDOT	WADENA CO PURCHASE BUS (CLASS 400)	0.0	TR	PURCHASE BUS	STP	68,000	54,400	0	0	0	13,600
698	4	BB	TRS-0034-11	MNDOT	MOORHEAD DIAL-A-RIDE, PURCHASE BUS (CLASS 400)	0.0	TR	PURCHASE BUS	STP	66,000	52,800	0	0	0	13,200
700	4	BB	TRS-0035-11	MNDOT	CITY OF MORRIS, PURCHASE BUS (CLASS 400)	0.0	TR	PURCHASE BUS	STP	66,000	52,800	0	0	0	13,200
701	4	BB	TRS-1131-11	MNDOT	PRODUCTIVE ALTERNATIVES, PURCHASE 2 BUSES (CLASS 400)	0.0	TR	PURCHASE BUS	STP	132,000	105,600	0	0	0	26,400
702	4	BB	TRS-7067-11	MNDOT	RAINBOW RIDER, PURCHASE 3 BUSES (CLASS 400)	0.0	TR	PURCHASE BUS	STP	198,000	158,400	0	0	0	39,600
910	6	BB	TRS-0001-11	MN/DOT	CVS - PURCHASE 1 BUS (CLASS 400)	0.0	TR	PURCHASE BUS	STP	66,000	52,800	0	0	0	13,200
912	6	BB	TRS-0047-11B	ROCHESTER	DISTRICT BUS - PURCHASE 1 BUS (CLASS 600)	0.0	TR	PURCHASE BUS	STP	203,000	162,400	0	0	0	40,600
913	6	BB	TRS-2497-11	STEWARTVILLE	STEWARTVILLE - PURCHASE 1 BUS (CLASS 400)	0.0	TR	PURCHASE BUS	STP	66,000	52,800	0	0	0	13,200
914	6	BB	TRS-3342-11	STEELE COUNTY	STEELE COUNTY PUBLIC TRANSIT - PURCHASE 1 BUS (CLASS 400)	0.0	TR	PURCHASE BUS	STP	66,000	52,800	0	0	0	13,200
915	6	BB	TRS-7071-11	MN/DOT	AMCAT - PURCHASE 1 BUS (CLASS 400)	0.0	TR	PURCHASE BUS	STP	66,000	52,800	0	0	0	13,200
916	6	BB	TRS-7284-11	MN/DOT	THREE RIVERS - PURCHASE 2 BUSES (CLASS 400)	0.0	TR	PURCHASE BUS	STP	132,000	105,600	0	0	0	26,400

FHWA TRANSIT
Fiscal Year: 2011

STIP for FY 2010-2013

Seq #	ATP	Route System	Project Number	Agency	Description	Miles	Program	Type of Work	Proposed Funds	Total	FHWA	AC	FTA	TH	Other
1105	7	BB	TRS-8807-11	MNDOT	TRANSIT SET ASIDE	0.0	TR	PURCHASE BUS	STP	287,500	230,000	0	0	0	57,500
1253	8	BB	TRS-1075-11	MNDOT	KANDIYOHI CO, PURCHASE 1 BUS (CLASS 400)	0.0	TR	PURCHASE BUS	STP	66,000	52,800	0	0	0	13,200
1254	8	BB	TRS-2387-11	MNDOT	WESTERN COMMUNITY ACTION, PURCHASE 2 BUSES (CLASS 400)	0.0	TR	PURCHASE BUS	STP	132,000	105,600	0	0	0	26,400
1255	8	BB	TRS-2486-11	MNDOT	CITY OF DAWSON, PURCHASE 1 BUS (CLASS 400)	0.0	TR	PURCHASE BUS	STP	66,000	52,800	0	0	0	13,200
1256	8	BB	TRS-3301-11	MNDOT	TRAILBLAZER, PURCHASE 2 BUSES (CLASS 400)	0.0	TR	PURCHASE BUS	STP	132,000	105,600	0	0	0	26,400
1702	M	BB	TRS-7068-11	MNDOT	HEARTLAND EXPRESS-PURCHASE CLASS 500 BUS	0.0	TR	PURCHASE BUS	STP	117,000	93,600	0	0	0	23,400
1703	M	BB	TRS-MVTA-11	MVTA	PURCHASE 8 LOW-FLOOR BRT-SPECIFIC BUSES, & PROVIDE STARTUP OPERATING FUNDING IN SUPPORT OF I-35 BRT PROJECT	0.0	TR	BUS GRANT CAPITAL IMPROVEMENT	CMAQ	5,843,230	4,601,144	0	0	0	1,242,086
1704	M	BB	TRS-SWT-11	SOUTHWEST TRANSIT	PURCHASE 15 BUSES FOR EXPRESS SERVICE	0.0	TR	BUS GRANT CAPITAL IMPROVEMENT	CMAQ	8,250,000	6,600,000	0	0	0	1,650,000
1705	M	BB	TRS-TCMT-11A	MET COUNCIL-MT	TRANSIT SERVICE EXPANSION TO PROVIDE NEW WEEKDAY PEAK PERIOD SERVICE, NEW ROUTE 375 BETWEEN LAKE ELMO/WOODBURY & MPLS-FY 2011	0.0	TR	BUS GRANT CAPITAL IMPROVEMENT	CMAQ	322,156	257,725	0	0	0	64,431
1739	M	CMAQ	103-080-02	ANOKA	CONSTRUCT - 400- STALL STRUCTURED PARKING FACILITY ADJACENT TO PROPOSED NORTHSTAR COMMUTER RAIL STATION	0.0	TR	BUS GRANT CAPITAL IMPROVEMENT	CMAQ	11,000,000	5,885,000	0	0	0	5,115,000
1755	M	CMAQ	180-080-03A-C	MAPLE GROVE	E OF I-94 OFF OF MAPLE GROVE PKWY- CONSTRUCTION OF PARK & RIDE FACILITY, ETC(AC PAYBACK, 1 OF 1)	0.0	TR	BUS GRANT CAPITAL IMPROVEMENT	CMAQ	2,436,461	2,436,461	0	0	0	0
1756	M	CMAQ	CM-05-10AC3	RAMSEY	PROVIDE EXPRESS BUS SERVICE BETWEEN CITY OF RAMSEY & MPLS(AC PAYBACK, 3 OF 3)	0.0	TR	BUS GRANT CAPITAL IMPROVEMENT	CMAQ	416,300	416,300	0	0	0	0
2086	C	BB	880C-TRS-11	MNDOT	TRANSIT VEHICLES	0.0	TR	PURCHASE BUS	STP	1,250,000	1,000,000	0	0	0	250,000
										\$32,476,647	\$23,563,430	\$0	\$0	\$0	\$8,913,217

FHWA TRANSIT
Fiscal Year: 2012

STIP for FY 2010-2013

Seq #	ATP	Route System	Project Number	Agency	Description	Miles	Program	Type of Work	Proposed Funds	Total	FHWA	AC	FTA	TH	Other
142	1	BB	TRS-0005-12	MNDOT	ARROWHEAD TRANSIT-PURCHASE 5 BUSES - (CLASS 500)	0.0	TR	PURCHASE BUS	STP	605,000	484,000	0	0	0	121,000
143	1	BB	TRS-0016-12	DULUTH TRANSIT AUTHORITY	DTA-PURCHASE 10 BUSES TOTAL, 5 WILL BE HYBRID (CLASS 700)	0.0	TR	PURCHASE BUS	STP	4,618,180	3,694,544	0	0	0	923,636
307	2	BB	TRS-0006-12	MNDOT	PAUL BUNYAN TRANSIT, PURCHASE 1 BUS (CLASS 500-G)	0.0	TR	PURCHASE BUS	STP	121,000	96,800	0	0	0	24,200
308	2	BB	TRS-0058-12	MNDOT	TRI-VALLEY TRANSIT, PURCHASE 1 BUS (CLASS 400-G)	0.0	TR	PURCHASE BUS	STP	68,000	54,400	0	0	0	13,600
309	2	BB	TRS-1010-12	MNDOT	HUBBARD CO TRANSIT, PURCHASE 1 BUS (CLASS 400-G)	0.0	TR	PURCHASE BUS	STP	68,000	54,400	0	0	0	13,600
310	2	BB	TRS-3084-12	MNDOT	ROSEAU CO TRANSIT, PURCHASE 1 BUS (CLASS 400-G)	0.0	TR	PURCHASE BUS	STP	68,000	54,400	0	0	0	13,600
311	2	BB	TRS-9036-12	MNDOT	DISTRICT 2 SETASIDES - 2012	0.0	TR	PURCHASE BUS	STP	50,000	40,000	0	0	0	10,000
573	3	BB	TRS-0055-12	MNDOT	RIVERRIDER, PURCHASE ONE BUS (CLASS 500 [D])	0.0	TR	PURCHASE BUS	STP	121,000	96,800	0	0	0	24,200
574	3	BB	TRS-0057-12	MNDOT	TRI-CAP, PURCHASE TWO BUSES (CLASS 400[D])	0.0	TR	PURCHASE BUS	STP	140,000	112,000	0	0	0	28,000
575	3	BB	TRS-3449-12	MNDOT	CITY OF BRAINERD, PURCHASE ONE BUS (CLASS 400)	0.0	TR	PURCHASE BUS	STP	70,000	56,000	0	0	0	14,000
576	3	BB	TRS-7068-12	MNDOT	ISANTI CO, PURCHASE ONE BUS (CLASS 400 [G])	0.0	TR	PURCHASE BUS	STP	68,000	54,400	0	0	0	13,600
577	3	BB	TRS-7077-12	MNDOT	TIMBER TRAILS PUBLIC TRANSIT, PURCHASE ONE BUS (CLASS 400 [G])	0.0	TR	PURCHASE BUS	STP	68,000	54,400	0	0	0	13,600
737	4	BB	TRS-0007-12	MNDOT	CITY OF BENSON, PURCHASE BUS (CLASS 400)	0.0	TR	PURCHASE BUS	STP	68,000	54,400	0	0	0	13,600
738	4	BB	TRS-0027-12	MNDOT	BECKER CO, PURCHASE BUS (CLASS 400)	0.0	TR	PURCHASE BUS	STP	68,000	54,400	0	0	0	13,600
740	4	BB	TRS-1131-12	MNDOT	PRODUCTIVE ALTERNATIVES, PURCHASE 1 BUS (CLASS 400)	0.0	TR	PURCHASE BUS	STP	68,000	54,400	0	0	0	13,600
741	4	BB	TRS-3291-12	MNDOT	CLAY CO, PURCHASE BUS (CLASS 500)	0.0	TR	PURCHASE BUS	STP	121,000	96,800	0	0	0	24,200
742	4	BB	TRS-7067-12	MNDOT	RAINBOW RIDER, PURCHASE 2 BUSES (CLASS 400)	0.0	TR	PURCHASE BUS	STP	136,000	108,800	0	0	0	27,200
743	4	BB	TRS-8830-12	MNDOT	GRANT CO, PURCHASE BUS (CLASS 400)	0.0	TR	PURCHASE BUS	STP	68,000	54,400	0	0	0	13,600
968	6	BB	TRS-1977-12	MN/DOT	SEMCAC - PURCHASE 1 BUS (CLASS 400)	0.0	TR	PURCHASE BUS	STP	70,000	56,000	0	0	0	14,000
969	6	BB	TRS-7284-12	MN/DOT	THREE RIVERS - PURCHASE 1 BUS (CLASS 400)	0.0	TR	PURCHASE BUS	STP	70,000	56,000	0	0	0	14,000
1007	6	BB	8806-TRS-12	MN/DOT	DISTRICTWIDE SETASIDES - TRANSIT - 2012	0.0	TR	PURCHASE BUS	STP	203,000	162,400	0	0	0	40,600

FHWA TRANSIT
Fiscal Year: 2012

STIP for FY 2010-2013

Seq #	ATP	Route System	Project Number	Agency	Description	Miles	Program	Type of Work	Proposed Funds	Total	FHWA	AC	FTA	TH	Other
1140	7	BB	TRS-8807-12	MNDOT	TRANSIT SET ASIDE	0.0	TR	PURCHASE BUS	STP	400,000	320,000	0	0	0	80,000
1292	8	BB	TRS-1738-12	MNDOT	PRAIRIE FIVE, PURCHASE 2 BUSES (CLASS 400)	0.0	TR	PURCHASE BUS	STP	136,000	108,800	0	0	0	27,200
1293	8	BB	TRS-2387-12	MNDOT	WESTERN COMMUNITY ACTION, PURCHASE 3 BUSES (CLASS 400)	0.0	TR	PURCHASE BUS	STP	204,000	163,200	0	0	0	40,800
1294	8	BB	TRS-3301-12	MNDOT	TRAILBLAZER, PURCHASE 1 BUS (CLASS 400)	0.0	TR	PURCHASE BUS	STP	68,000	54,400	0	0	0	13,600
1295	8	BB	TRS-3312-12	MNDOT	AUGUSTANA, PURCHASE 1 BUS (CLASS 400)	0.0	TR	PURCHASE BUS	STP	68,000	54,400	0	0	0	13,600
1296	8	BB	TRS-3339-12	MNDOT	RENNVILLE CO, PURCHASE 1 BUS (CLASS 400)	0.0	TR	PURCHASE BUS	STP	68,000	54,400	0	0	0	13,600
1843	M	BB	TRS-7068-12	MNDOT	HEARTLAND EXPRESS-PURCHASE CLASS 400 BUS	0.0	TR	PURCHASE BUS	STP	68,000	54,400	0	0	0	13,600
1844	M	BB	TRS-TCMT-12A	MET COUNCIL -MTS	PURCHASE 16 BUSES FOR EXPANSION OF REGIONAL TRANSIT FLEET FOR EXPRESS SERVICE	0.0	TR	BUS GRANT CAPITAL IMPROVEMENT	CMAQ	8,400,000	6,720,000	0	0	0	1,680,000
1845	M	BB	TRS-TCMT-12B	MET COUNCIL-MT	NE QUADRANT OF 610 & NOBLES PKWY, BROOKLYN PARK-CONSTRUCT 1000 STRUCTURED STALL PARK & RIDE FACILITY	0.0	TR	BUS GRANT CAPITAL IMPROVEMENT	CMAQ	14,560,000	7,840,000	0	0	0	6,720,000
1864	M	CR 10	90-610-01	SOUTHWEST TRANSIT	NE QUADRANT OF TH 212 & CO RD 10, CHASKA-ACQUIRE RW & CONSTRUCT 450 STRUCTURED STALL PARK & RIDE FACILITY	0.0	TR	BUS GRANT CAPITAL IMPROVEMENT	CMAQ	9,785,978	7,828,782	0	0	0	1,957,196
2105	C	BB	880C-TRS-12	MNDOT	TRANSIT VEHICLES	0.0	TR	PURCHASE BUS	STP	1,250,000	1,000,000	0	0	0	250,000
										\$41,945,158	\$29,748,126	\$0	\$0	\$0	\$12,197,032

FHWA TRANSIT
Fiscal Year: 2013

STIP for FY 2010-2013

Seq #	ATP	Route System	Project Number	Agency	Description	Miles	Program	Type of Work	Proposed Funds	Total	FHWA	AC	FTA	TH	Other
177	1	BB	TRS-0005-13	MNDOT	ARROWHEAD TRANSIT-PURCHASE 10 BUSES - (CLASS 500)	0.0	TR	PURCHASE BUS	STP	1,250,000	1,000,000	0	0	0	250,000
178	1	BB	TRS-0013-13	FOND DU LAC RESERVATION	FOND DU LAC RESERVATION-PURCHASE 2 BUSES, (CLASS 400)	0.0	TR	PURCHASE BUS	STP	145,166	116,133	0	0	0	29,033
179	1	BB	TRS-0016-13	DULUTH TRANSIT AUTHORITY	DTA-PURCHASE 6 BUSES, (CLASS 500)	0.0	TR	PURCHASE BUS	STP	720,000	576,000	0	0	0	144,000
180	1	BB	TRS-0022-13	HIBBING	CITY OF HIBBING - PURCHASE 2 BUSES (CLASS 500)	0.0	TR	PURCHASE BUS	STP	250,000	200,000	0	0	0	50,000
350	2	BB	TRS-0058-13A	MNDOT	TRI-VALLEY TRANSIT, PURCHASE 1 BUS (CLASS 400-G)	0.0	TR	PURCHASE BUS	STP	70,000	56,000	0	0	0	14,000
351	2	BB	TRS-0058-13B	MNDOT	TRI-VALLEY TRANSIT, PURCHASE 1 BUS (CLASS 500-D)	0.0	TR	PURCHASE BUS	STP	125,000	100,000	0	0	0	25,000
352	2	BB	TRS-8819-13	MNDOT	RED LAKE TRANSIT, PURCHASE 1 BUS (CLASS 400-D)	0.0	TR	PURCHASE BUS	STP	72,000	57,600	0	0	0	14,400
353	2	BB	TRS-9036-13	MNDOT	DISTRICT 2 SETASIDES - 2013	0.0	TR	PURCHASE BUS	STP	108,000	86,400	0	0	0	21,600
623	3	BB	TRS-0055-13	MNDOT	RIVER RIDER, PURCHASE ONE BUS (CLASS 400)	0.0	TR	PURCHASE BUS	STP	72,000	57,600	0	0	0	14,400
624	3	BB	TRS-0057-13	MNDOT	TRI-CAP, PURCHASE ONE BUSE (CLASS 500)	0.0	TR	PURCHASE BUS	STP	125,000	100,000	0	0	0	25,000
625	3	BB	TRS-3449-13	MNDOT	CITY OF BRAINERD, PURCHASE ONE BUS (CLASS 400)	0.0	TR	PURCHASE BUS	STP	72,000	57,600	0	0	0	14,400
626	3	BB	TRS-7068-13	MNDOT	ISANTI CO, PURCHASE TWO BUSES (CLASS 400)	0.0	TR	PURCHASE BUS	STP	140,000	112,000	0	0	0	28,000
627	3	BB	TRS-7077-13	MNDOT	TIMBER TRAILS TRANSIT, PURCHASE ONE BUS (CLASS 400)	0.0	TR	PURCHASE BUS	STP	70,000	56,000	0	0	0	14,000
628	3	BB	TRS-9018-13	MNDOT	WADENA CO, PURCHASE BUS (CLASS 400)	0.0	TR	PURCHASE BUS	STP	70,000	56,000	0	0	0	14,000
774	4	BB	TRS-0034-13F	MOORHEAD	CITY OF MOORHEAD TRANSIT PURCHASE 1 VAN	0.0	TR	PURCHASE BUS	STP	21,800	35,200	0	0	0	4,360
775	4	BB	TRS-0034-13G	MOORHEAD	CITY OF MOORHEAD TRANSIT PURCHASE 2 VANS	0.0	TR	PURCHASE BUS	STP	44,000	35,200	0	0	0	8,800
784	4	BB	TRS-0034-13E	MOORHEAD	CITY OF MOORHEAD, TRANSIT PURCHASE BUS (CLASS 400)	0.0	TR	PURCHASE BUS	STP	77,200	40,000	0	21,760	0	15,440
785	4	BB	TRS-0035-13	MNDOT	CITY OF MORRIS, PURCHASE BUS (CLASS 400)	0.0	TR	PURCHASE BUS	STP	70,000	56,000	0	0	0	14,000
786	4	BB	TRS-1131-13	MNDOT	PRODUCTIVE ALTERNATIVES, PURCHASE 1 BUS (CLASS 500)	0.0	TR	PURCHASE BUS	STP	120,000	100,000	0	0	0	20,000
787	4	BB	TRS-2490-13	MNDOT	MAHNOMAN CO, PURCHASE BUS (CLASS 400)	0.0	TR	PURCHASE BUS	STP	70,000	56,000	0	0	0	14,000

FHWA TRANSIT
Fiscal Year: 2013

STIP for FY 2010-2013

Seq #	ATP	Route System	Project Number	Agency	Description	Miles	Program	Type of Work	Proposed Funds	Total	FHWA	AC	FTA	TH	Other
788	4	BB	TRS-7067-13	MNDOT	RAINBOW RIDER, PURCHASE 3 BUSES (CLASS 400)	0.0	TR	PURCHASE BUS	STP	210,000	168,000	0	0	0	42,000
1021	6	BB	TRS-0020-13	FARIBAULT	FARIBAULT - PURCHASE 1 BUS (CLASS 400)	0.0	TR	PURCHASE BUS	STP	72,000	57,600	0	0	0	14,400
1022	6	BB	TRS-0039-13	NORTHFIELD	NORTHFIELD - PURCHASE 1 BUS (CLASS 400)	0.0	TR	PURCHASE BUS	STP	72,000	57,600	0	0	0	14,400
1023	6	BB	TRS-0047-13A	ROCHESTER	ROCHESTER DAR - PURCHASE 2 BUSES (CLASS 600)	0.0	TR	PURCHASE BUS	STP	418,000	167,200	0	0	0	250,800
1024	6	BB	TRS-0047-13B	ROCHESTER	ROCHESTER RR - PURCHASE 2 BUSES (CLASS 700)	0.0	TR	PURCHASE BUS	STP	752,000	300,800	0	0	0	451,200
1025	6	BB	TRS-7071-13	AMCAT	AMCAT - PURCHASE 1 BUS (CLASS 400)	0.0	TR	PURCHASE BUS	STP	72,000	57,600	0	0	0	14,400
1026	6	BB	TRS-7284-13A	THREE RIVERS	THREE RIVERS - PURCHASE 1 BUS (CLASS 400)	0.0	TR	PURCHASE BUS	STP	72,000	57,600	0	0	0	14,400
1027	6	BB	TRS-7284-13B	THREE RIVERS	THREE RIVERS - PURCHASE 1 BUS (CLASS 500)	0.0	TR	PURCHASE BUS	STP	125,000	100,000	0	0	0	25,000
1178	7	BB	TRS-8807-13	MNDOT	TRANSIT SET ASIDE	0.0	TR	PURCHASE BUS	STP	400,000	320,000	0	0	0	80,000
1325	8	BB	TRS-0032-13	MNDOT	CITY OF MONTEVIDEO, PURCHASE 1 BUS (CLASS 400)	0.0	TR	PURCHASE BUS	STP	70,000	51,200	0	0	0	18,800
1326	8	BB	TRS-1075-13	MNDOT	KANDIYOHI CO, PURCHASE 1 BUS (CLASS 500)	0.0	TR	PURCHASE BUS	STP	115,000	92,000	0	0	0	23,000
1327	8	BB	TRS-2387-13	MNDOT	WESTERN COMMUNITY ACTION, PURCHASE 1 BUS (CLASS 400)	0.0	TR	PURCHASE BUS	STP	70,000	51,200	0	0	0	18,800
1328	8	BB	TRS-3301-13	MNDOT	TRAILBLAZER, PURCHASE 4 BUSES (CLASS 400)	0.0	TR	PURCHASE BUS	STP	280,000	224,000	0	0	0	56,000
1329	8	BB	TRS-3312-13	MNDOT	MEEKER CO, PURCHASE 1 BUS (CLASS 400)	0.0	TR	PURCHASE BUS	STP	70,000	56,000	0	0	0	14,000
1330	8	BB	TRS-3316-13	MNDOT	PIPESTONE CO, PURCHASE 2 BUSES (CLASS 400)	0.0	TR	PURCHASE BUS	STP	140,000	102,400	0	0	0	37,600
1331	8	BB	TRS-3339-13	MNDOT	RENVILLE CO, PURCHASE 1 BUS (CLASS 400)	0.0	TR	PURCHASE BUS	STP	70,000	56,000	0	0	0	14,000
1972	M	BB	TRS-7068-13	MNDOT	HEARTLAND EXPRESS-PURCHASE CLASS 400 BUS	0.0	TR	PURCHASE BUS	STP	70,000	56,000	0	0	0	14,000
										\$6,770,166	\$4,928,933	\$0	\$21,760	\$0	\$1,837,233

Indian Reservation Roads Program

INDIAN RESERVATION ROADS

The Federal Lands - Indian Reservation Roads (IRR) program is co-administered by the Federal Highway Administration and the Bureau of Indian Affairs (BIA). The Indian tribal government, in cooperation with the BIA, (and any state or local government, or metropolitan planning organization as may be appropriate), develops a transportation improvement program that includes all Indian reservation road and bridge projects proposed for funding. The projects must be selected by the Indian tribal government from the transportation improvement program (TIP) and approved by the BIA and FHWA.

The IRR TIP is forwarded by FHWA to Mn/DOT and incorporated into the State Transportation Improvement Program (STIP).



Indian Reservation Roads Programs

Federal Lands Highway

CSTIP Report

FILTER: Reporting one CSTIP.



Entity Name F52409 - Red Lake
 Program Class Code F31 Fiscal Year 2009
 CSTIP Type TIP Funding Amount 2582562

FIRST PAGE FOR CSTIP

State 27 - Minnesota
 Location F52409 - Red Lake

Projects on the CSTIP within this state are listed and subtotaled in this section
 Covers that part of the reservation within the current state.

PCAS	F5201808	Phase	FY 2009 (\$)	FY 2010 (\$)	FY 2011 (\$)	FY 2012 (\$)	FY 2013 (\$)	Total
Class	R	CE	20,000	40,000	20,000	0	0	80,000
Name	PONEMAH ROAD OVERLAY	CONS	200,000	300,000	100,000	0	0	600,000
County	007 - Beltrami	PE	0	0	0	0	0	0
Project Type	OVRLAY	Z	25,000	25,000	10,000	0	0	60,000
Work Type	7	Total	245,000	365,000	130,000	0	0	740,000
PCAS	F5202200	Phase	FY 2009 (\$)	FY 2010 (\$)	FY 2011 (\$)	FY 2012 (\$)	FY 2013 (\$)	Total
Class	R	CE	0	0	0	0	0	0
Name	HWY 1 URBAN CORRIDOR COOP	CONS	10,000	5,000	0	0	0	15,000
County	007 - Beltrami	PE	20,000	20,000	20,000	0	0	60,000
Project Type	RECONS	Z	0	0	0	0	0	0
Work Type	7	Total	30,000	25,000	20,000	0	0	75,000
PCAS	F5214400	Phase	FY 2009 (\$)	FY 2010 (\$)	FY 2011 (\$)	FY 2012 (\$)	FY 2013 (\$)	Total
Class	R	CE	20,000	20,000	20,000	0	0	60,000
Name	TRANSIT SYSTEM (Garage, Paving &	CONS	0	0	0	0	0	0
County	007 - Beltrami	PE	0	0	0	0	0	0
Project Type	TRANSIT	Z	0	0	0	0	0	0
Work Type	2	Total	20,000	20,000	20,000	0	0	60,000
PCAS	F5234105	Phase	FY 2009 (\$)	FY 2010 (\$)	FY 2011 (\$)	FY 2012 (\$)	FY 2013 (\$)	Total
Class	R	CE	0	0	0	0	0	0
Name	MCBRIDES SOUTH ADDITION	CONS	200,000	100,000	100,000	0	0	400,000
County	007 - Beltrami	PE	0	0	0	0	0	0
Project Type	RECONS	Z	0	0	0	0	0	0
Work Type	7	Total	200,000	100,000	100,000	0	0	400,000
PCAS	F5234306	Phase	FY 2009 (\$)	FY 2010 (\$)	FY 2011 (\$)	FY 2012 (\$)	FY 2013 (\$)	Total
Class	R	CE	10,000	10,000	10,000	0	0	30,000
Name	AGENCY STREETS	CONS	40,000	0	0	0	0	40,000
County	029 - Clearwater	PE	0	0	0	0	0	0
Project Type	RECONS	Z	5,000	0	0	0	0	5,000
Work Type	7	Total	55,000	10,000	10,000	0	0	75,000
PCAS	F52409RM	Phase	FY 2009 (\$)	FY 2010 (\$)	FY 2011 (\$)	FY 2012 (\$)	FY 2013 (\$)	Total
Class	R	CE	0	0	0	0	0	0
Name	IRR MAINTENANCE PROJECT	CONS	0	0	0	0	0	0
County	007 - Beltrami	PE	150,000	150,000	150,000	0	0	450,000
Project Type	PLANING	Z	0	0	0	0	0	0
Work Type	P10	Total	150,000	150,000	150,000	0	0	450,000



Indian Reservation Roads Programs

Federal Lands Highway

CSTIP Report

FILTER: Reporting one CSTIP.



Entity Name F52409 - Red Lake
 Program Class Code F31 Fiscal Year 2009
 CSTIP Type TIP Funding Amount 2582562

State 27 - Minnesota
 Location F52409 - Red Lake

Projects on the CSTIP within this state are listed and subtotaled in this section
 Covers that part of the reservation within the current state.

PCAS	F5245705	Phase	FY 2009 (\$)	FY 2010 (\$)	FY 2011 (\$)	FY 2012 (\$)	FY 2013 (\$)	Total
Class	R	CE	50,000	10,000	10,000	0	0	70,000
Name	RIVER ROAD OVERLAY	CONS	1,000,000	750,000	1,000,000	0	0	2,750,000
County	007 - Beltrami	PE	0	0	0	0	0	0
Project Type	OVRLAY	Z	10,000	0	0	0	0	10,000
Work Type	7	Total	1,060,000	760,000	1,010,000	0	0	2,830,000

PCAS	F5250807	Phase	FY 2009 (\$)	FY 2010 (\$)	FY 2011 (\$)	FY 2012 (\$)	FY 2013 (\$)	Total
Class	R	CE	70,000	10,000	10,000	0	0	90,000
Name	LITTLE ROCK HOUSING STREETS	CONS	200,000	450,000	0	0	0	650,000
County	007 - Beltrami	PE	0	0	0	0	0	0
Project Type	RECONS	Z	20,000	10,000	0	0	0	30,000
Work Type	7	Total	290,000	470,000	10,000	0	0	770,000

PCAS	F5255105	Phase	FY 2009 (\$)	FY 2010 (\$)	FY 2011 (\$)	FY 2012 (\$)	FY 2013 (\$)	Total
Class	R	CE	0	0	0	0	0	0
Name	GREEN LAKE INT. (Shell Lake Road)	CONS	7,203	50,000	25,000	0	0	82,203
County	007 - Beltrami	PE	0	0	0	0	0	0
Project Type	RECONS	Z	0	0	0	0	0	0
Work Type	7	Total	7,203	50,000	25,000	0	0	82,203

PCAS	F5257200	Phase	FY 2009 (\$)	FY 2010 (\$)	FY 2011 (\$)	FY 2012 (\$)	FY 2013 (\$)	Total
Class	B	CE	0	0	0	0	0	0
Name	HWY 1 / 89 (SANDY RIVER BRIDGE)	CONS	10,000	10,000	250,000	0	0	270,000
County	029 - Clearwater	PE	20,000	20,000	20,000	0	0	60,000
Project Type	REPLACE	Z	0	0	0	0	0	0
Work Type	B16	Total	30,000	30,000	270,000	0	0	330,000

PCAS	F5257300	Phase	FY 2009 (\$)	FY 2010 (\$)	FY 2011 (\$)	FY 2012 (\$)	FY 2013 (\$)	Total
Class	B	CE	0	0	0	0	0	0
Name	HWY 1 (REDBY BRIDGE / DAM)	CONS	10,000	10,000	10,000	0	0	30,000
County	007 - Beltrami	PE	20,000	20,000	20,000	0	0	60,000
Project Type	REPLACE	Z	0	0	0	0	0	0
Work Type	B16	Total	30,000	30,000	30,000	0	0	90,000

Location Subtotal			2,117,203	2,010,000	1,775,000	0	0	5,902,203
State Subtotal			2,117,203	2,010,000	1,775,000	0	0	5,902,203

State --
 Location F52409 - Red Lake

Projects on the CSTIP within this state are listed and subtotaled in this section
 Covers that part of the reservation within the current state.



Indian Reservation Roads Programs

Federal Lands Highway

CSTIP Report

FILTER: Reporting one CSTIP.



Entity Name F52409 - Red Lake
 Program Class Code F31 Fiscal Year 2009
 CSTIP Type TIP Funding Amount 2582562

State --
 Location F52409 - Red Lake

Projects on the CSTIP within this state are listed and subtotaled in this section
 Covers that part of the reservation within the current state.

PCAS	F52409A1	Phase	FY 2009 (\$)	FY 2010 (\$)	FY 2011 (\$)	FY 2012 (\$)	FY 2013 (\$)	Total
Class	R	CE	5,000	5,000	5,000	0	0	15,000
Name	BA-KWA-Kwan (West End Loop)	CONS	50,000	10,000	10,000	0	0	70,000
County	--	PE	0	0	0	0	0	0
Project Type	OVRLAY	Z	5,000	1,000	1,000	0	0	7,000
Work Type	7	Total	60,000	16,000	16,000	0	0	92,000
PCAS	F52409A2	Phase	FY 2009 (\$)	FY 2010 (\$)	FY 2011 (\$)	FY 2012 (\$)	FY 2013 (\$)	Total
Class	R	CE	5,000	1,000	1,000	0	0	7,000
Name	Highlands addition along Thunder Lak	CONS	50,000	10,000	10,000	0	0	70,000
County	--	PE	0	0	0	0	0	0
Project Type	NEWCON	Z	5,000	1,000	1,000	0	0	7,000
Work Type	7	Total	60,000	12,000	12,000	0	0	84,000
PCAS	F52409A3	Phase	FY 2009 (\$)	FY 2010 (\$)	FY 2011 (\$)	FY 2012 (\$)	FY 2013 (\$)	Total
Class	R	CE	10,000	1,000	1,000	0	0	12,000
Name	Ponemah Marif overlay	CONS	50,000	10,000	10,000	0	0	70,000
County	--	PE	0	0	0	0	0	0
Project Type	OVRLAY	Z	10,000	1,000	1,000	0	0	12,000
Work Type	7	Total	70,000	12,000	12,000	0	0	94,000
PCAS	F52409A4	Phase	FY 2009 (\$)	FY 2010 (\$)	FY 2011 (\$)	FY 2012 (\$)	FY 2013 (\$)	Total
Class	R	CE	20,000	20,000	20,000	0	0	60,000
Name	North Shore Road Ponemah	CONS	150,000	250,000	250,000	0	0	650,000
County	--	PE	0	0	0	0	0	0
Project Type	REHAB	Z	10,000	10,000	10,000	0	0	30,000
Work Type	7	Total	180,000	280,000	280,000	0	0	740,000
PCAS	F52409A5	Phase	FY 2009 (\$)	FY 2010 (\$)	FY 2011 (\$)	FY 2012 (\$)	FY 2013 (\$)	Total
Class	R	CE	8,359	1,000	0	0	0	9,359
Name	Jerome Cuttoff (Jenson's Road) overl	CONS	50,000	10,000	0	0	0	60,000
County	--	PE	0	0	0	0	0	0
Project Type	OVRLAY	Z	2,000	1,000	0	0	0	3,000
Work Type	7	Total	60,359	12,000	0	0	0	72,359
PCAS	F52409TP	Phase	FY 2009 (\$)	FY 2010 (\$)	FY 2011 (\$)	FY 2012 (\$)	FY 2013 (\$)	Total
Class	O	CE	0	0	0	0	0	0
Name	IRR PLANNING PROJECT	CONS	0	0	0	0	0	0
County	--	PE	35,000	35,000	35,000	0	0	105,000
Project Type	PLANING	Z	0	0	0	0	0	0
Work Type	P9	Total	35,000	35,000	35,000	0	0	105,000
Location Subtotal			465,359	367,000	355,000	0	0	1,187,359
State Subtotal			465,359	367,000	355,000	0	0	1,187,359

09-MAR-2009 08:01 AM

Page 4 of 5

RLMD: 19-MAR-2009



Indian Reservation Roads Programs Federal Lands Highway CSTIP Report

FILTER: Reporting one CSTIP.



Entity Name F52405 - Red Lake
Program Class Code F34 Fiscal Year 2009
CSTIP Type TIP Funding Amount 2582562

CSTIP Subtotal	2,582,562	2,377,000	2,130,000	0	0	7,089,562
Report Total	2,582,562	2,377,000	2,130,000	0	0	7,089,562



Indian Reservation Roads Programs

Federal Lands Highway

CSTIP Report

FILTER: Reporting one CSTIP.



Entity Name F53404 - Nett Lake
 Program Class Code F31 Fiscal Year 2009
 CSTIP Type TIP Funding Amount 1559493

NEXT PAGE FOR CSTIP

State 27 - Minnesota
 Location F53404 - Bois Forte

Projects on the CSTIP with this state are listed and subtotaled in this section
 Covers that part of the reservation within the current state.

PCAS	F5311507	Phase	FY 2009 (\$)	FY 2010 (\$)	FY 2011 (\$)	FY 2012 (\$)	FY 2013 (\$)	Total
Class	R	CE	20,000	25,000	1,000	0	0	46,000
Name	WELLNESS TRAIL	CONS	260,309	250,000	10,000	0	0	520,309
County	137 - St. Louis	PE	52,311	0	0	0	0	52,311
Project Type	RECONS	Z	0	0	0	0	0	0
Work Type	7	Total	332,620	275,000	11,000	0	0	618,620
PCAS	F5340406	Phase	FY 2009 (\$)	FY 2010 (\$)	FY 2011 (\$)	FY 2012 (\$)	FY 2013 (\$)	Total
Class	O	CE	0	0	0	0	0	0
Name	IRR PLANNING PROJECT	CONS	0	0	0	0	0	0
County	137 - St. Louis	PE	1,000	1,000	1,000	0	0	3,000
Project Type	PLANING	Z	0	0	0	0	0	0
Work Type	P9	Total	1,000	1,000	1,000	0	0	3,000
PCAS	F5340407	Phase	FY 2009 (\$)	FY 2010 (\$)	FY 2011 (\$)	FY 2012 (\$)	FY 2013 (\$)	Total
Class	R	CE	7,000	0	0	0	0	7,000
Name	COUNTRY ROAD 23	CONS	253,000	0	0	0	0	253,000
County	137 - St. Louis	PE	6,000	0	0	0	0	6,000
Project Type	RECONS	Z	0	0	0	0	0	0
Work Type	7	Total	266,000	0	0	0	0	266,000
PCAS	F5340408	Phase	FY 2009 (\$)	FY 2010 (\$)	FY 2011 (\$)	FY 2012 (\$)	FY 2013 (\$)	Total
Class	R	CE	20,000	1,000	0	0	0	21,000
Name	FARM POINT ROAD	CONS	330,000	10,000	0	0	0	340,000
County	137 - St. Louis	PE	5,000	0	0	0	0	5,000
Project Type	RECONS	Z	0	0	0	0	0	0
Work Type	7	Total	355,000	11,000	0	0	0	366,000
PCAS	F5340409	Phase	FY 2009 (\$)	FY 2010 (\$)	FY 2011 (\$)	FY 2012 (\$)	FY 2013 (\$)	Total
Class	R	CE	15,000	10,000	0	0	0	25,000
Name	WHISKEY POINT ROAD	CONS	200,000	300,000	0	0	0	500,000
County	137 - St. Louis	PE	0	0	0	0	0	0
Project Type	RECONS	Z	0	0	0	0	0	0
Work Type	7	Total	215,000	310,000	0	0	0	525,000
PCAS	F5340410	Phase	FY 2009 (\$)	FY 2010 (\$)	FY 2011 (\$)	FY 2012 (\$)	FY 2013 (\$)	Total
Class	R	CE	0	20,000	1,000	0	0	21,000
Name	WHISKEY LANE	CONS	0	200,000	10,000	0	0	210,000
County	137 - St. Louis	PE	0	20,000	0	0	0	20,000
Project Type	RECONS	Z	0	0	0	0	0	0
Work Type	7	Total	0	240,000	11,000	0	0	251,000



Indian Reservation Roads Programs

Federal Lands Highway

CSTIP Report

FILTER: Reporting one CSTIP.



Entity Name F53404 - Natl Lake
 Program Class Code F51 Fiscal Year 2009
 CSTIP Type TIP Funding Amount 1559493

State 27 - Minnesota
 Location F53404 - Bois Forte

Projects on the CSTIP within this state are listed and subtotaled in this section
 Covers that part of the reservation within the current state.

PCAS	F5340411	Phase	FY 2009 (\$)	FY 2010 (\$)	FY 2011 (\$)	FY 2012 (\$)	FY 2013 (\$)	Total
Class	R	CE	0	30,000	20,000	0	0	50,000
Name	SKOGMAN ROAD	CONS	0	300,000	200,000	0	0	500,000
County	137 - St. Louis	PE	0	20,000	0	0	0	20,000
Project Type	RECONS	Z	0	0	0	0	0	0
Work Type	7	Total	0	350,000	220,000	0	0	570,000
PCAS	F5340413	Phase	FY 2009 (\$)	FY 2010 (\$)	FY 2011 (\$)	FY 2012 (\$)	FY 2013 (\$)	Total
Class	R	CE	0	0	50,000	0	0	50,000
Name	GOOFY'S ROAD	CONS	0	0	450,000	0	0	450,000
County	137 - St. Louis	PE	0	0	25,000	0	0	25,000
Project Type	RECONS	Z	0	0	0	0	0	0
Work Type	7	Total	0	0	525,000	0	0	525,000
PCAS	F5340414	Phase	FY 2009 (\$)	FY 2010 (\$)	FY 2011 (\$)	FY 2012 (\$)	FY 2013 (\$)	Total
Class	R	CE	0	0	40,000	0	0	40,000
Name	BIG POINT ROAD	CONS	0	0	400,000	0	0	400,000
County	137 - St. Louis	PE	0	0	12,000	0	0	12,000
Project Type	RECONS	Z	0	0	0	0	0	0
Work Type	7	Total	0	0	452,000	0	0	452,000
PCAS	F53RM404	Phase	FY 2009 (\$)	FY 2010 (\$)	FY 2011 (\$)	FY 2012 (\$)	FY 2013 (\$)	Total
Class	O	CE	0	0	0	0	0	0
Name	IRR MAINTENANCE PROJECT	CONS	0	0	0	0	0	0
County	137 - St. Louis	PE	0	0	0	0	0	0
Project Type	PLANING	Z	389,873	390,000	390,000	0	0	1,169,873
Work Type	P1	Total	389,873	390,000	390,000	0	0	1,169,873
Location Subtotal			1,559,493	1,577,000	1,610,000	0	0	4,746,493
State Subtotal			1,559,493	1,577,000	1,610,000	0	0	4,746,493
CSTIP Subtotal			1,559,493	1,577,000	1,610,000	0	0	4,746,493
Report Total			1,559,493	1,577,000	1,610,000	0	0	4,746,493



Indian Reservation Roads Programs

Federal Lands Highway

CSTIP Report

FILTER: Reporting one CSTIP.



Entity Name F53405 - Fond Du Lac
 Program Class Code F31 Fiscal Year 2009
 CSTIP Type TIP Funding Amount 1623743

FIRST PAGE FOR CSTIP

State 27 - Minnesota
 Location F53405 - Fond Du Lac

Projects on the CSTIP within this state are listed and subtotaled in this section
 Covers that part of the reservation within the current state.

PCAS	F5301908	Phase	FY 2009 (\$)	FY 2010 (\$)	FY 2011 (\$)	FY 2012 (\$)	FY 2013 (\$)	Total
Class	R	CE	4,000	1,000	1,000	0	0	6,000
Name	GIINIW ROAD	CONS	75,000	10,000	10,000	0	0	95,000
County	137 - St. Louis	PE	10,000	0	0	0	0	10,000
Project Type	RECONS	Z	0	0	0	0	0	0
Work Type	7	Total	89,000	11,000	11,000	0	0	111,000
PCAS	F5305007	Phase	FY 2009 (\$)	FY 2010 (\$)	FY 2011 (\$)	FY 2012 (\$)	FY 2013 (\$)	Total
Class	R	CE	10,000	1,000	1,000	0	0	12,000
Name	FOND DU LAC STREETS	CONS	270,000	10,000	10,000	0	0	290,000
County	017 - Carlton	PE	0	0	0	0	0	0
Project Type	RECONS	Z	1,000	0	0	0	0	1,000
Work Type	7	Total	281,000	11,000	11,000	0	0	303,000
PCAS	F5308009	Phase	FY 2009 (\$)	FY 2010 (\$)	FY 2011 (\$)	FY 2012 (\$)	FY 2013 (\$)	Total
Class	R	CE	0	0	10,000	0	0	10,000
Name	BROOKSTON	CONS	0	0	500,000	0	0	500,000
County	137 - St. Louis	PE	1,000	1,000	35,000	0	0	37,000
Project Type	RECONS	Z	0	0	0	0	0	0
Work Type	7	Total	1,000	1,000	545,000	0	0	547,000
PCAS	F5310119	Phase	FY 2009 (\$)	FY 2010 (\$)	FY 2011 (\$)	FY 2012 (\$)	FY 2013 (\$)	Total
Class	R	CE	0	20,000	2,000	0	0	22,000
Name	JOKELA ROAD	CONS	0	550,000	21,000	0	0	571,000
County	137 - St. Louis	PE	26,000	0	0	0	0	26,000
Project Type	RECONS	Z	0	0	0	0	0	0
Work Type	7	Total	26,000	570,000	23,000	0	0	619,000
PCAS	F5310158	Phase	FY 2009 (\$)	FY 2010 (\$)	FY 2011 (\$)	FY 2012 (\$)	FY 2013 (\$)	Total
Class	R	CE	500	500	500	0	0	1,500
Name	BELICH ROAD	CONS	500	500	500	0	0	1,500
County	137 - St. Louis	PE	0	0	0	0	0	0
Project Type	RECONS	Z	0	0	0	0	0	0
Work Type	7	Total	1,000	1,000	1,000	0	0	3,000
PCAS	F5311008	Phase	FY 2009 (\$)	FY 2010 (\$)	FY 2011 (\$)	FY 2012 (\$)	FY 2013 (\$)	Total
Class	R	CE	15,000	50,000	50,000	0	0	115,000
Name	MOORHEAD ROAD	CONS	247,743	500,000	800,000	0	0	1,547,743
County	017 - Carlton	PE	37,000	0	0	0	0	37,000
Project Type	RECONS	Z	0	0	0	0	0	0
Work Type	7	Total	299,743	550,000	850,000	0	0	1,699,743



Indian Reservation Roads Programs

Federal Lands Highway

CSTIP Report

FILTER: Reporting one CSTIP.



Entity Name: F53405 - Fond Du Lac
 Program Class Code: F34 Fiscal Year: 2009
 CSTIP Type: JIP Funding Amount: 1623743

State: 27 - Minnesota
 Location: F53405 - Fond Du Lac

Projects on the CSTIP within this state are listed and subtotaled in this section
 Covers that part of the reservation within the current state.

PCAS	F5320119	Phase	FY 2009 (\$)	FY 2010 (\$)	FY 2011 (\$)	FY 2012 (\$)	FY 2013 (\$)	Total
Class	R	CE	7,000	10,000	1,000	0	0	18,000
Name	DAVIS ROAD	CONS	100,000	100,000	10,000	0	0	210,000
County	017 - Carlton	PE	19,000	0	0	0	0	19,000
Project Type	RECONS	Z	0	0	0	0	0	0
Work Type	7	Total	126,000	110,000	11,000	0	0	247,000
PCAS	F5320277	Phase	FY 2009 (\$)	FY 2010 (\$)	FY 2011 (\$)	FY 2012 (\$)	FY 2013 (\$)	Total
Class	R	CE	50,000	10,000	2,000	0	0	62,000
Name	CARTWRIGHT ROAD	CONS	350,000	150,000	10,000	0	0	510,000
County	017 - Carlton	PE	0	0	0	0	0	0
Project Type	RECONS	Z	0	0	0	0	0	0
Work Type	7	Total	400,000	160,000	12,000	0	0	572,000
PCAS	F5320729	Phase	FY 2009 (\$)	FY 2010 (\$)	FY 2011 (\$)	FY 2012 (\$)	FY 2013 (\$)	Total
Class	R	CE	5,000	1,000	1,000	0	0	7,000
Name	GINEBIG ROAD	CONS	100,000	10,000	10,000	0	0	120,000
County	017 - Carlton	PE	9,000	0	0	0	0	9,000
Project Type	RECONS	Z	0	0	0	0	0	0
Work Type	7	Total	114,000	11,000	11,000	0	0	136,000
PCAS	F5340506	Phase	FY 2009 (\$)	FY 2010 (\$)	FY 2011 (\$)	FY 2012 (\$)	FY 2013 (\$)	Total
Class	O	CE	0	0	0	0	0	0
Name	IRR PLANNING PROJECT	CONS	0	0	0	0	0	0
County	137 - St. Louis	PE	80,000	80,000	80,000	0	0	240,000
Project Type	PLANING	Z	0	0	0	0	0	0
Work Type	P8	Total	80,000	80,000	80,000	0	0	240,000
PCAS	F5350107	Phase	FY 2009 (\$)	FY 2010 (\$)	FY 2011 (\$)	FY 2012 (\$)	FY 2013 (\$)	Total
Class	R	CE	1,000	5,000	1,000	0	0	7,000
Name	BLACK BEAR TRAIL	CONS	1,000	100,000	100,000	0	0	201,000
County	017 - Carlton	PE	30,000	30,000	1,000	0	0	61,000
Project Type	NEWCON	Z	1,000	1,000	1,000	0	0	3,000
Work Type	F1	Total	33,000	136,000	103,000	0	0	272,000
PCAS	F53RM405	Phase	FY 2009 (\$)	FY 2010 (\$)	FY 2011 (\$)	FY 2012 (\$)	FY 2013 (\$)	Total
Class	O	CE	0	0	0	0	0	0
Name	IRR MAINTENANCE PROJECT	CONS	0	0	0	0	0	0
County	137 - St. Louis	PE	173,000	100,000	100,000	0	0	373,000
Project Type	PLANING	Z	0	0	0	0	0	0
Work Type	P1	Total	173,000	100,000	100,000	0	0	373,000
Location Subtotal			1,623,743	1,741,000	1,758,000	0	0	5,122,743
State Subtotal			1,623,743	1,741,000	1,758,000	0	0	5,122,743

08-JUN-2009 02:25 PM

Page 3 of 4

RUND: 19-MAR-2009



Indian Reservation Roads Programs

Federal Lands Highway

CSTIP Report

FILTER: Reporting one CSTIP.



Entity Name	F53405 - Fond Du Lac						
Program Class Code	F31	Fiscal Year	2009				
CSTIP Type	TIP	Funding Amount	1623743				
CSTIP Subtotal			1,623,743	1,741,000	1,758,000	0	0
Report Total			1,623,743	1,741,000	1,758,000	0	0
							5,122,743



Indian Reservation Roads Programs

Federal Lands Highway

CSTIP Report

FILTER: Reporting one CSTIP.



Entity Name F53406 - Grand Portage
 Program Class Code F31 Fiscal Year 2009
 CSTIP Type TIP Funding Amount 769183

FIRST PAGE FOR CSTIP

State 27 - Minnesota
 Location F53406 - Grand Portage

Projects on the CSTIP within this state are listed and subtotaled in this section
 Covers that part of the reservation within the current state.

PCAS	F5312105	Phase	FY 2009 (\$)	FY 2010 (\$)	FY 2011 (\$)	FY 2012 (\$)	FY 2013 (\$)	Total
Class	R	CE	1,000	1,000	0	0	0	2,000
Name	WEST VILLAGE ROAD	CONS	0	0	0	0	0	0
County	031 - Cook	PE	0	0	0	0	0	0
Project Type	NEWCON	Z	1,000	1,000	0	0	0	2,000
Work Type	7	Total	2,000	2,000	0	0	0	4,000
PCAS	F5340606	Phase	FY 2009 (\$)	FY 2010 (\$)	FY 2011 (\$)	FY 2012 (\$)	FY 2013 (\$)	Total
Class	O	CE	0	0	0	0	0	0
Name	IRR PLANNING PROJECT	CONS	0	0	0	0	0	0
County	031 - Cook	PE	35,000	35,000	35,000	0	0	105,000
Project Type	PLANING	Z	0	0	0	0	0	0
Work Type	P8	Total	35,000	35,000	35,000	0	0	105,000
PCAS	F5340607	Phase	FY 2009 (\$)	FY 2010 (\$)	FY 2011 (\$)	FY 2012 (\$)	FY 2013 (\$)	Total
Class	R	CE	0	0	10,000	0	0	10,000
Name	LODGE ROAD	CONS	0	0	100,000	0	0	100,000
County	031 - Cook	PE	1,000	20,000	0	0	0	21,000
Project Type	RECONS	Z	0	0	0	0	0	0
Work Type	7	Total	1,000	20,000	110,000	0	0	131,000
PCAS	F5340608	Phase	FY 2009 (\$)	FY 2010 (\$)	FY 2011 (\$)	FY 2012 (\$)	FY 2013 (\$)	Total
Class	O	CE	0	20,000	30,000	0	0	50,000
Name	LODGE PARKING	CONS	503,183	220,000	350,000	0	0	1,073,183
County	031 - Cook	PE	6,000	0	0	0	0	6,000
Project Type	SAFETY	Z	0	0	0	0	0	0
Work Type	8	Total	509,183	240,000	380,000	0	0	1,129,183
PCAS	F5340609	Phase	FY 2009 (\$)	FY 2010 (\$)	FY 2011 (\$)	FY 2012 (\$)	FY 2013 (\$)	Total
Class	R	CE	0	10,000	1,000	0	0	11,000
Name	CASINO ROAD	CONS	0	150,000	10,000	0	0	160,000
County	031 - Cook	PE	6,000	0	0	0	0	6,000
Project Type	OVRLAY	Z	0	0	0	0	0	0
Work Type	7	Total	6,000	160,000	11,000	0	0	177,000
PCAS	F5340610	Phase	FY 2009 (\$)	FY 2010 (\$)	FY 2011 (\$)	FY 2012 (\$)	FY 2013 (\$)	Total
Class	R	CE	0	10,000	5,000	0	0	15,000
Name	COUNTY 17 & 73 COOP	CONS	0	100,000	50,000	0	0	150,000
County	031 - Cook	PE	10,000	0	0	0	0	10,000
Project Type	OVRLAY	Z	0	0	0	0	0	0
Work Type	7	Total	10,000	110,000	55,000	0	0	175,000



Indian Reservation Roads Programs

Federal Lands Highway

CSTIP Report

FILTER: Reporting one CSTIP.



Entity Name F53406 - Grand Portage
Program Class Code F31 Fiscal Year 2009
CSTIP Type TRP Funding Amount 769,183

State 27 - Minnesota
Location F53406 - Grand Portage

Projects on the CSTIP within this state are listed and subtotaled in this section.
Covers that part of the reservation within the current state.

PCAS	F5340611	Phase	FY 2009 (\$)	FY 2010 (\$)	FY 2011 (\$)	FY 2012 (\$)	FY 2013 (\$)	Total
Class	R	CE	0	1,000	1,000	0	0	2,000
Name	BAY ESTATES & STEVENS ROADS	CONS	0	10,000	10,000	0	0	20,000
County	031 - Cook	PE	7,000	0	0	0	0	7,000
Project Type	OVERLAY	Z	0	0	0	0	0	0
Work Type	7	Total	7,000	11,000	11,000	0	0	29,000
PCAS	F5340612	Phase	FY 2009 (\$)	FY 2010 (\$)	FY 2011 (\$)	FY 2012 (\$)	FY 2013 (\$)	Total
Class	R	CE	0	0	0	0	0	0
Name	UNNAMED PROPOSED ROAD	CONS	0	0	0	0	0	0
County	031 - Cook	PE	0	13,000	8,000	0	0	21,000
Project Type	NEWCON	Z	0	0	0	0	0	0
Work Type	3	Total	0	13,000	8,000	0	0	21,000
PCAS	F5340613	Phase	FY 2009 (\$)	FY 2010 (\$)	FY 2011 (\$)	FY 2012 (\$)	FY 2013 (\$)	Total
Class	R	CE	0	1,000	1,000	0	0	2,000
Name	MARINA ROAD	CONS	0	10,000	10,000	0	0	20,000
County	031 - Cook	PE	6,000	0	0	0	0	6,000
Project Type	OVERLAY	Z	0	0	0	0	0	0
Work Type	7	Total	6,000	11,000	11,000	0	0	28,000
PCAS	F53406RI	Phase	FY 2009 (\$)	FY 2010 (\$)	FY 2011 (\$)	FY 2012 (\$)	FY 2013 (\$)	Total
Class	O	CE	0	0	0	0	0	0
Name	IRR ROAD INVENTORY PROJECT	CONS	0	0	0	0	0	0
County	031 - Cook	PE	1,000	1,000	1,000	0	0	3,000
Project Type	PLANING	Z	0	0	0	0	0	0
Work Type	P8	Total	1,000	1,000	1,000	0	0	3,000
PCAS	F53RM406	Phase	FY 2009 (\$)	FY 2010 (\$)	FY 2011 (\$)	FY 2012 (\$)	FY 2013 (\$)	Total
Class	O	CE	0	0	0	0	0	0
Name	IRR MAINTENANCE PROJECT	CONS	0	0	0	0	0	0
County	031 - Cook	PE	0	0	0	0	0	0
Project Type	PLANING	Z	192,000	195,000	195,000	0	0	582,000
Work Type	P1	Total	192,000	195,000	195,000	0	0	582,000
Location Subtotal			769,183	798,000	817,000	0	0	2,384,183
State Subtotal			769,183	798,000	817,000	0	0	2,384,183
CSTIP Subtotal			769,183	798,000	817,000	0	0	2,384,183
Report Total			769,183	798,000	817,000	0	0	2,384,183



Indian Reservation Roads Programs

Federal Lands Highway

CSTIP Report

FILTER: Reporting one CSTIP.



Entity Name: F53407 - Leech Lake
 Program Class Code: F31 Fiscal Year: 2009
 CSTIP Type: TIP Funding Amount: 7338693

FIRST PAGE FOR CSTIP

State: 27 - Minnesota
 Location: F53407 - Leech Lake

Projects on the CSTIP within this state are listed and subtotaled in this section
 Covers that part of the reservation within the current state.

PCAS	F5300607	Phase	FY 2009 (\$)	FY 2010 (\$)	FY 2011 (\$)	FY 2012 (\$)	FY 2013 (\$)	Total
Class	R	CE	0	60,000	50,000	0	0	110,000
Name	BOY RIVER	CONS	0	1,000,000	500,000	0	0	1,500,000
County	021 - Cass	PE	75,000	5,000	0	0	0	80,000
Project Type	RECONS	Z	0	0	0	0	0	0
Work Type	7	Total	75,000	1,065,000	550,000	0	0	1,690,000
PCAS	F5310129	Phase	FY 2009 (\$)	FY 2010 (\$)	FY 2011 (\$)	FY 2012 (\$)	FY 2013 (\$)	Total
Class	R	CE	0	50,000	100,000	0	0	150,000
Name	BOWSTRING LANDING	CONS	0	500,000	1,000,000	0	0	1,500,000
County	061 - Itasca	PE	5,000	50,000	0	0	0	55,000
Project Type	RECONS	Z	0	0	0	0	0	0
Work Type	7	Total	5,000	600,000	1,100,000	0	0	1,705,000
PCAS	F5310609	Phase	FY 2009 (\$)	FY 2010 (\$)	FY 2011 (\$)	FY 2012 (\$)	FY 2013 (\$)	Total
Class	R	CE	50,000	50	50,000	0	0	100,050
Name	RYAN'S VILLAGE ROAD	CONS	500,000	500,000	500,000	0	0	1,500,000
County	021 - Cass	PE	36,000	51,000	0	0	0	87,000
Project Type	RECONS	Z	0	0	0	0	0	0
Work Type	7	Total	586,000	551,050	550,000	0	0	1,687,050
PCAS	F5314129	Phase	FY 2009 (\$)	FY 2010 (\$)	FY 2011 (\$)	FY 2012 (\$)	FY 2013 (\$)	Total
Class	R	CE	0	0	10,000	0	0	10,000
Name	ALLANS BAY HOUSING	CONS	0	0	300,000	0	0	300,000
County	007 - Beltrami	PE	25,000	22,000	0	0	0	47,000
Project Type	RECONS	Z	0	0	0	0	0	0
Work Type	7	Total	25,000	22,000	310,000	0	0	357,000
PCAS	F5315100	Phase	FY 2009 (\$)	FY 2010 (\$)	FY 2011 (\$)	FY 2012 (\$)	FY 2013 (\$)	Total
Class	R	CE	100,000	100,000	100,000	0	0	300,000
Name	OAK POINT ROAD	CONS	1,000,000	1,000,000	1,000,000	0	0	3,000,000
County	021 - Cass	PE	0	0	0	0	0	0
Project Type	OVRLAY	Z	0	0	0	0	0	0
Work Type	6	Total	1,100,000	1,100,000	1,100,000	0	0	3,300,000
PCAS	F5317049	Phase	FY 2009 (\$)	FY 2010 (\$)	FY 2011 (\$)	FY 2012 (\$)	FY 2013 (\$)	Total
Class	R	CE	0	0	30,000	0	0	30,000
Name	THUNDER IN THE SKY	CONS	0	0	300,000	0	0	300,000
County	021 - Cass	PE	5,000	15,000	0	0	0	20,000
Project Type	RECONS	Z	0	0	0	0	0	0
Work Type	7	Total	5,000	15,000	330,000	0	0	350,000



Indian Reservation Roads Programs

Federal Lands Highway

CSTIP Report

FILTER: Reporting one CSTIP.



Entity Name F53407 - Leech Lake
 Program Class Code F31 Fiscal Year 2009
 CSTIP Type TIP Funding Amount 738893

State 27 - Minnesota
 Location F53407 - Leech Lake

Projects on the CSTIP within this state are listed and subtotaled in this section
 Covers that part of the reservation within the current state.

PCAS	F5317179	Phase	FY 2009 (\$)	FY 2010 (\$)	FY 2011 (\$)	FY 2012 (\$)	FY 2013 (\$)	Total
Class	R	CE	0	10,000	10,000	0	0	20,000
Name	STRAWBERRY FIELD 1	CONS	0	100,000	100,000	0	0	200,000
County	021 - Cass	PE	2,000	24,000	0	0	0	26,000
Project Type	RECONS	Z	0	0	0	0	0	0
Work Type	7	Total	2,000	134,000	110,000	0	0	246,000
PCAS	F5317189	Phase	FY 2009 (\$)	FY 2010 (\$)	FY 2011 (\$)	FY 2012 (\$)	FY 2013 (\$)	Total
Class	R	CE	0	10,000	10,000	0	0	20,000
Name	STRAWBERRY FIELD 2	CONS	0	100,000	100,000	0	0	200,000
County	021 - Cass	PE	2,000	24,000	0	0	0	26,000
Project Type	RECONS	Z	0	0	0	0	0	0
Work Type	7	Total	2,000	134,000	110,000	0	0	246,000
PCAS	F5317257	Phase	FY 2009 (\$)	FY 2010 (\$)	FY 2011 (\$)	FY 2012 (\$)	FY 2013 (\$)	Total
Class	R	CE	5,000	5,000	5,000	0	0	15,000
Name	PRESCOTT ROAD 1	CONS	100,000	50,000	50,000	0	0	200,000
County	021 - Cass	PE	1,000	0	0	0	0	1,000
Project Type	RECONS	Z	0	0	0	0	0	0
Work Type	7	Total	106,000	55,000	55,000	0	0	216,000
PCAS	F5317258	Phase	FY 2009 (\$)	FY 2010 (\$)	FY 2011 (\$)	FY 2012 (\$)	FY 2013 (\$)	Total
Class	R	CE	5,000	1,000	0	0	0	6,000
Name	PRESCOTT ROAD 2	CONS	100,000	10,000	0	0	0	110,000
County	021 - Cass	PE	1,000	0	0	0	0	1,000
Project Type	RECONS	Z	0	0	0	0	0	0
Work Type	7	Total	106,000	11,000	0	0	0	117,000
PCAS	F5317259	Phase	FY 2009 (\$)	FY 2010 (\$)	FY 2011 (\$)	FY 2012 (\$)	FY 2013 (\$)	Total
Class	R	CE	5,000	1,000	0	0	0	6,000
Name	PRESCOTT ROAD 3	CONS	100,000	10,000	0	0	0	110,000
County	021 - Cass	PE	1,000	0	0	0	0	1,000
Project Type	RECONS	Z	0	0	0	0	0	0
Work Type	7	Total	106,000	11,000	0	0	0	117,000
PCAS	F5317285	Phase	FY 2009 (\$)	FY 2010 (\$)	FY 2011 (\$)	FY 2012 (\$)	FY 2013 (\$)	Total
Class	R	CE	0	0	50,000	0	0	50,000
Name	PRESCOTT LOOP ROAD	CONS	0	0	500,000	0	0	500,000
County	021 - Cass	PE	0	24,000	0	0	0	24,000
Project Type	NEWCON	Z	0	0	0	0	0	0
Work Type	7	Total	0	24,000	550,000	0	0	574,000



Indian Reservation Roads Programs

Federal Lands Highway

CSTIP Report

FILTER: Reporting one CSTIP.



Entity Name F53407 - Leech Lake
 Program Class Code F31 Fiscal Year 2009
 CSTIP Type TIP Funding Amount 7338693

State 27 - Minnesota
 Location F53407 - Leech Lake

Projects on the CSTIP within this state are listed and subtotaled in this section
 Covers that part of the reservation within the current state.

PCAS	F5317299	Phase	FY 2009 (\$)	FY 2010 (\$)	FY 2011 (\$)	FY 2012 (\$)	FY 2013 (\$)	Total
Class	R	CE	20,000	5,000	0	0	0	25,000
Name	BOY RIVER HOUSING	CONS	200,000	50,000	0	0	0	250,000
County	021 - Cass	PE	0	0	0	0	0	0
Project Type	RECONS	Z	0	0	0	0	0	0
Work Type	7	Total	220,000	55,000	0	0	0	275,000
PCAS	F5330004	Phase	FY 2009 (\$)	FY 2010 (\$)	FY 2011 (\$)	FY 2012 (\$)	FY 2013 (\$)	Total
Class	R	CE	0	0	30,000	0	0	30,000
Name	FINEDAY LOOP ROAD	CONS	0	0	300,000	0	0	300,000
County	007 - Beltrami	PE	0	24,000	0	0	0	24,000
Project Type	RECONS	Z	0	0	0	0	0	0
Work Type	7	Total	0	24,000	330,000	0	0	354,000
PCAS	F5333006	Phase	FY 2009 (\$)	FY 2010 (\$)	FY 2011 (\$)	FY 2012 (\$)	FY 2013 (\$)	Total
Class	R	CE	20,000	5,000	0	0	0	25,000
Name	OTENEAGEN HOUSING ROAD	CONS	200,000	50,000	0	0	0	250,000
County	061 - Itasca	PE	0	0	0	0	0	0
Project Type	RECONS	Z	0	0	0	0	0	0
Work Type	2	Total	220,000	55,000	0	0	0	275,000
PCAS	F5340307	Phase	FY 2009 (\$)	FY 2010 (\$)	FY 2011 (\$)	FY 2012 (\$)	FY 2013 (\$)	Total
Class	R	CE	15,000	5,000	0	0	0	20,000
Name	OLD AGENCY HOUSING (1403)	CONS	115,000	50,000	0	0	0	165,000
County	021 - Cass	PE	0	0	0	0	0	0
Project Type	RECONS	Z	0	0	0	0	0	0
Work Type	7	Total	130,000	55,000	0	0	0	185,000
PCAS	F5340701	Phase	FY 2009 (\$)	FY 2010 (\$)	FY 2011 (\$)	FY 2012 (\$)	FY 2013 (\$)	Total
Class	O	CE	1,000	0	0	0	0	1,000
Name	BIKE PATH (CSAH39)	CONS	10,000	0	0	0	0	10,000
County	061 - Itasca	PE	0	0	0	0	0	0
Project Type	WALKWY	Z	0	0	0	0	0	0
Work Type	7	Total	11,000	0	0	0	0	11,000
PCAS	F5340702	Phase	FY 2009 (\$)	FY 2010 (\$)	FY 2011 (\$)	FY 2012 (\$)	FY 2013 (\$)	Total
Class	R	CE	100,000	50,000	15,000	0	0	165,000
Name	MISSION ROAD COOP (CSAH33)	CONS	1,000,000	900,000	150,000	0	0	2,050,000
County	007 - Beltrami	PE	0	0	0	0	0	0
Project Type	REHAB	Z	0	0	0	0	0	0
Work Type	7	Total	1,100,000	950,000	165,000	0	0	2,215,000



Indian Reservation Roads Programs

Federal Lands Highway

CSTIP Report

FILTER: Reporting one CSTIP.



Entity Name F53407 - Leech Lake
 Program Class Code F51 Fiscal Year 2009
 CSTIP Type RP Funding Amount 7338893

State 27 - Minnesota
 Location F53407 - Leech Lake

Projects on the CSTIP within this state are listed and subtotaled in this section
 Covers that part of the reservation within the current state.

PCAS	F5340703	Phase	FY 2009 (\$)	FY 2010 (\$)	FY 2011 (\$)	FY 2012 (\$)	FY 2013 (\$)	Total
Class	R	CE	15,000	2,000	0	0	0	17,000
Name	SHING WAUK DRIVE	CONS	260,000	20,000	0	0	0	280,000
County	021 - Cass	PE	0	0	0	0	0	0
Project Type	REHAB	Z	0	0	0	0	0	0
Work Type	7	Total	275,000	22,000	0	0	0	297,000
PCAS	F5340704	Phase	FY 2009 (\$)	FY 2010 (\$)	FY 2011 (\$)	FY 2012 (\$)	FY 2013 (\$)	Total
Class	R	CE	50,000	5,000	0	0	0	55,000
Name	CATHOLIC CEMETERY ROAD	CONS	550,000	50,000	0	0	0	600,000
County	021 - Cass	PE	0	0	0	0	0	0
Project Type	REHAB	Z	0	0	0	0	0	0
Work Type	7	Total	600,000	55,000	0	0	0	655,000
PCAS	F5340705	Phase	FY 2009 (\$)	FY 2010 (\$)	FY 2011 (\$)	FY 2012 (\$)	FY 2013 (\$)	Total
Class	R	CE	40,000	5,000	0	0	0	45,000
Name	BIRDS NEST DRIVE	CONS	400,000	50,000	0	0	0	450,000
County	021 - Cass	PE	0	0	0	0	0	0
Project Type	REHAB	Z	0	0	0	0	0	0
Work Type	7	Total	440,000	55,000	0	0	0	495,000
PCAS	F5340706	Phase	FY 2009 (\$)	FY 2010 (\$)	FY 2011 (\$)	FY 2012 (\$)	FY 2013 (\$)	Total
Class	O	CE	0	0	0	0	0	0
Name	PLANNING	CONS	0	0	0	0	0	0
County	021 - Cass	PE	1,000	1,000	1,000	0	0	3,000
Project Type	PLANING	Z	0	0	0	0	0	0
Work Type	P9	Total	1,000	1,000	1,000	0	0	3,000
PCAS	F5340708	Phase	FY 2009 (\$)	FY 2010 (\$)	FY 2011 (\$)	FY 2012 (\$)	FY 2013 (\$)	Total
Class	B	CE	1,000	1,000	1,000	0	0	3,000
Name	BRIDGE REPLACEMENT (COOP 10)	CONS	1,000	1,000	1,000	0	0	3,000
County	061 - Itasca	PE	1,000	1,000	1,000	0	0	3,000
Project Type	BRIDGE	Z	0	0	0	0	0	0
Work Type	FO	Total	3,000	3,000	3,000	0	0	9,000
PCAS	F5340709	Phase	FY 2009 (\$)	FY 2010 (\$)	FY 2011 (\$)	FY 2012 (\$)	FY 2013 (\$)	Total
Class	B	CE	1,000	1,000	1,000	0	0	3,000
Name	BRIDGE REPLACEMENT (COOP 10)	CONS	1,000	1,000	1,000	0	0	3,000
County	061 - Itasca	PE	1,000	1,000	1,000	0	0	3,000
Project Type	BRIDGE	Z	0	0	0	0	0	0
Work Type	FO	Total	3,000	3,000	3,000	0	0	9,000



Indian Reservation Roads Programs

Federal Lands Highway

CSTIP Report

FILTER: Reporting one CSTIP.



Entity Name F53407 - Leech Lake
 Program Class Code F31 Fiscal Year 2009
 CSTIP Type TIP Funding Amount 7338693

State 27 - Minnesota
 Location F53407 - Leech Lake

Projects on the CSTIP within this state are listed and subtotaled in this section
 Covers that part of the reservation within the current state.

PCAS	F5340710	Phase	FY 2009 (\$)	FY 2010 (\$)	FY 2011 (\$)	FY 2012 (\$)	FY 2013 (\$)	Total
Class	R	CE	15,000	5,000	0	0	0	20,000
Name	BALL CLUB STREETS	CONS	150,000	50,000	0	0	0	200,000
County	061 - Itasca	PE	2,000	0	0	0	0	2,000
Project Type	REHAB	Z	0	0	0	0	0	0
Work Type	7	Total	167,000	55,000	0	0	0	222,000
PCAS	F5340711	Phase	FY 2009 (\$)	FY 2010 (\$)	FY 2011 (\$)	FY 2012 (\$)	FY 2013 (\$)	Total
Class	R	CE	15,000	5,000	0	0	0	20,000
Name	INGER STREETS	CONS	150,000	50,000	0	0	0	200,000
County	061 - Itasca	PE	2,000	0	0	0	0	2,000
Project Type	REHAB	Z	0	0	0	0	0	0
Work Type	7	Total	167,000	55,000	0	0	0	222,000
PCAS	F5370604	Phase	FY 2009 (\$)	FY 2010 (\$)	FY 2011 (\$)	FY 2012 (\$)	FY 2013 (\$)	Total
Class	R	CE	0	20,000	10,000	0	0	30,000
Name	BUCK LAKE TRAILER TRACT	CONS	0	200,000	100,000	0	0	300,000
County	007 - Beltrami	PE	6,000	17,000	0	0	0	23,000
Project Type	RECONS	Z	0	0	0	0	0	0
Work Type	7	Total	6,000	237,000	110,000	0	0	353,000
PCAS	F5383300	Phase	FY 2009 (\$)	FY 2010 (\$)	FY 2011 (\$)	FY 2012 (\$)	FY 2013 (\$)	Total
Class	R	CE	5,193	20,000	20,000	0	0	45,193
Name	TRACT 33 HOUSING ST.	CONS	30,000	200,000	200,000	0	0	430,000
County	007 - Beltrami	PE	8,000	0	0	0	0	8,000
Project Type	OVRLAY	Z	0	0	0	0	0	0
Work Type	7	Total	43,193	220,000	220,000	0	0	483,193
PCAS	F53RM407	Phase	FY 2009 (\$)	FY 2010 (\$)	FY 2011 (\$)	FY 2012 (\$)	FY 2013 (\$)	Total
Class	O	CE	0	0	0	0	0	0
Name	ROAD MAINTENANCE	CONS	0	0	0	0	0	0
County	021 - Cass	PE	0	0	0	0	0	0
Project Type	PLANING	Z	1,834,500	1,840,000	1,840,000	0	0	5,514,500
Work Type	P1	Total	1,834,500	1,840,000	1,840,000	0	0	5,514,500
Location Subtotal			7,338,693	7,407,050	7,437,000	0	0	22,182,743
State Subtotal			7,338,693	7,407,050	7,437,000	0	0	22,182,743
CSTIP Subtotal			7,338,693	7,407,050	7,437,000	0	0	22,182,743
Report Total			7,338,693	7,407,050	7,437,000	0	0	22,182,743



Indian Reservation Roads Programs

Federal Lands Highway

CSTIP Report

FILTER: Reporting one CSTIP.



Entity Name F53408 - White Earth
 Program Class Code F31 Fiscal Year 2009
 CSTIP Type RFP Funding Amount 2347064

PRINT PAGE FOR CSTIP

State 27 - Minnesota
 Location F53408 - White Earth

Projects on the CSTIP within this state are listed and subtotaled in this section
 Covers that part of the reservation within the current state.

PCAS	F5301204	Phase	FY 2009 (\$)	FY 2010 (\$)	FY 2011 (\$)	FY 2012 (\$)	FY 2013 (\$)	Total
Class	R	CE	5,000	1,000	0	0	0	6,000
Name	BLAIR ROAD	CONS	100,000	1,000	0	0	0	101,000
County	029 - Clearwater	PE	5,000	1,000	0	0	0	6,000
Project Type	RECONS	Z	5,000	1,000	0	0	0	6,000
Work Type	7	Total	115,000	4,000	0	0	0	119,000
PCAS	F5301306	Phase	FY 2009 (\$)	FY 2010 (\$)	FY 2011 (\$)	FY 2012 (\$)	FY 2013 (\$)	Total
Class	R	CE	0	50,000	10,000	0	0	60,000
Name	AUGINAUSH ROAD	CONS	0	500,000	100,000	0	0	600,000
County	087 - Mahnomen	PE	138,000	10,000	10,000	0	0	158,000
Project Type	RECONS	Z	5,000	10,000	10,000	0	0	25,000
Work Type	7	Total	143,000	570,000	130,000	0	0	843,000
PCAS	F5301404	Phase	FY 2009 (\$)	FY 2010 (\$)	FY 2011 (\$)	FY 2012 (\$)	FY 2013 (\$)	Total
Class	R	CE	0	0	10,000	0	0	10,000
Name	CLARK ROAD	CONS	0	0	100,000	0	0	100,000
County	087 - Mahnomen	PE	1,000	130,000	0	0	0	131,000
Project Type	RECONS	Z	5,000	10,000	0	0	0	15,000
Work Type	3	Total	6,000	140,000	110,000	0	0	256,000
PCAS	F5301828	Phase	FY 2009 (\$)	FY 2010 (\$)	FY 2011 (\$)	FY 2012 (\$)	FY 2013 (\$)	Total
Class	R	CE	0	0	10,000	0	0	10,000
Name	WAUBUN TRANSFER STATION RO/	CONS	0	0	100,000	0	0	100,000
County	087 - Mahnomen	PE	5,000	115,000	10,000	0	0	130,000
Project Type	RECONS	Z	5,000	10,000	0	0	0	15,000
Work Type	7	Total	10,000	125,000	120,000	0	0	255,000
PCAS	F5307008	Phase	FY 2009 (\$)	FY 2010 (\$)	FY 2011 (\$)	FY 2012 (\$)	FY 2013 (\$)	Total
Class	R	CE	0	0	0	0	0	0
Name	NAYTAHWAUSH STREETS	CONS	0	0	0	0	0	0
County	087 - Mahnomen	PE	1,000	5,000	128,000	0	0	134,000
Project Type	RECONS	Z	5,000	5,000	5,000	0	0	15,000
Work Type	7	Total	6,000	10,000	133,000	0	0	149,000
PCAS	F5308008	Phase	FY 2009 (\$)	FY 2010 (\$)	FY 2011 (\$)	FY 2012 (\$)	FY 2013 (\$)	Total
Class	R	CE	0	0	0	0	0	0
Name	ELBOW LAKE STREETS	CONS	0	0	0	0	0	0
County	087 - Mahnomen	PE	1,000	5,000	83,000	0	0	89,000
Project Type	RECONS	Z	5,000	5,000	5,000	0	0	15,000
Work Type	7	Total	6,000	10,000	88,000	0	0	104,000



Indian Reservation Roads Programs

Federal Lands Highway

CSTIP Report

FILTER: Reporting one CSTIP.



Entity Name F53408 - White Earth
 Program Class Code F31 Fiscal Year 2009
 CSTIP Type TIP Funding Amount 2347064

State 27 - Minnesota
 Location F53408 - White Earth

Projects on the CSTIP within this state are listed and subtotaled in this section
 Covers that part of the reservation within the current state.

PCAS	F5309008	Phase	FY 2009 (\$)	FY 2010 (\$)	FY 2011 (\$)	FY 2012 (\$)	FY 2013 (\$)	Total
Class	R	CE	0	0	0	0	0	0
Name	WILD RICE LOOP	CONS	0	0	0	0	0	0
County	087 - Mahnomen	PE	0	0	68,000	0	0	68,000
Project Type	RECONS	Z	0	0	5,000	0	0	5,000
Work Type	7	Total	0	0	73,000	0	0	73,000
PCAS	F5313305	Phase	FY 2009 (\$)	FY 2010 (\$)	FY 2011 (\$)	FY 2012 (\$)	FY 2013 (\$)	Total
Class	R	CE	100,000	53,000	10,000	0	0	163,000
Name	MISSION ROAD	CONS	1,000,000	500,000	100,000	0	0	1,600,000
County	087 - Mahnomen	PE	12,000	12,000	10,000	0	0	34,000
Project Type	RECONS	Z	15,000	10,000	10,000	0	0	35,000
Work Type	7	Total	1,127,000	575,000	130,000	0	0	1,832,000
PCAS	F5314400	Phase	FY 2009 (\$)	FY 2010 (\$)	FY 2011 (\$)	FY 2012 (\$)	FY 2013 (\$)	Total
Class	R	CE	0	0	0	0	0	0
Name	REDISCOVERY CENTER ROAD	CONS	0	0	0	0	0	0
County	005 - Becker	PE	0	5,000	0	0	0	5,000
Project Type	RECONS	Z	2,000	5,000	0	0	0	7,000
Work Type	6	Total	2,000	10,000	0	0	0	12,000
PCAS	F5314900	Phase	FY 2009 (\$)	FY 2010 (\$)	FY 2011 (\$)	FY 2012 (\$)	FY 2013 (\$)	Total
Class	R	CE	0	0	0	0	0	0
Name	STRAWBERRY LAKE EXTENSION	CONS	59,000	50,000	0	0	0	109,000
County	005 - Becker	PE	1,000	1,000	0	0	0	2,000
Project Type	NEWCON	Z	0	0	0	0	0	0
Work Type	7	Total	60,000	51,000	0	0	0	111,000
PCAS	F5317206	Phase	FY 2009 (\$)	FY 2010 (\$)	FY 2011 (\$)	FY 2012 (\$)	FY 2013 (\$)	Total
Class	R	CE	0	0	0	0	0	0
Name	ELDERLY CENTER ROAD EXTENSION	CONS	0	0	0	0	0	0
County	087 - Mahnomen	PE	5,000	0	0	0	0	5,000
Project Type	RECONS	Z	5,000	0	0	0	0	5,000
Work Type	7	Total	10,000	0	0	0	0	10,000
PCAS	F5318008	Phase	FY 2009 (\$)	FY 2010 (\$)	FY 2011 (\$)	FY 2012 (\$)	FY 2013 (\$)	Total
Class	R	CE	0	0	0	0	0	0
Name	BALL PARK ROAD	CONS	0	0	0	0	0	0
County	087 - Mahnomen	PE	0	0	73,000	0	0	73,000
Project Type	RECONS	Z	0	0	5,000	0	0	5,000
Work Type	7	Total	0	0	78,000	0	0	78,000



Indian Reservation Roads Programs

Federal Lands Highway

CSTIP Report

FILTER: Reporting one CSTIP.



Entity Name F53408 - White Earth
 Program Class Code F31 Fiscal Year 2009
 CSTIP Type TTP Funding Amount 2347064

State 27 - Minnesota
 Location F53408 - White Earth

Projects on the CSTIP within this state are listed and subtotaled in this section
 Covers that part of the reservation within the current state.

PCAS	F53408RM	Phase	FY 2009 (\$)	FY 2010 (\$)	FY 2011 (\$)	FY 2012 (\$)	FY 2013 (\$)	Total
Class	O	CE	0	0	0	0	0	0
Name	IRR ROAD MAINTENANCE	CONS	0	0	0	0	0	0
County	087 - Mahnomen	PE	350,000	350,000	550,000	0	0	1,250,000
Project Type	PLANING	Z	0	0	0	0	0	0
Work Type	P10	Total	350,000	350,000	550,000	0	0	1,250,000
PCAS	F53408TP	Phase	FY 2009 (\$)	FY 2010 (\$)	FY 2011 (\$)	FY 2012 (\$)	FY 2013 (\$)	Total
Class	O	CE	0	0	0	0	0	0
Name	IRR TRANSPORTATION PLANNING	CONS	0	0	0	0	0	0
County	087 - Mahnomen	PE	15,000	15,000	15,000	0	0	45,000
Project Type	PLANING	Z	0	0	0	0	0	0
Work Type	P9	Total	15,000	15,000	15,000	0	0	45,000
PCAS	F53408TR	Phase	FY 2009 (\$)	FY 2010 (\$)	FY 2011 (\$)	FY 2012 (\$)	FY 2013 (\$)	Total
Class	O	CE	350,000	350,000	350,000	0	0	1,050,000
Name	IRR TRANSIT PROGRAM	CONS	0	0	0	0	0	0
County	087 - Mahnomen	PE	0	0	0	0	0	0
Project Type	TRANSIT	Z	0	0	0	0	0	0
Work Type	T4	Total	350,000	350,000	350,000	0	0	1,050,000
PCAS	F5350008	Phase	FY 2009 (\$)	FY 2010 (\$)	FY 2011 (\$)	FY 2012 (\$)	FY 2013 (\$)	Total
Class	R	CE	0	0	0	0	0	0
Name	PONSFORD STREETS (PINE POINT	CONS	0	0	0	0	0	0
County	087 - Mahnomen	PE	5,000	5,000	83,000	0	0	93,000
Project Type	RECONS	Z	5,000	5,000	5,000	0	0	15,000
Work Type	7	Total	10,000	10,000	88,000	0	0	108,000
PCAS	F5360008	Phase	FY 2009 (\$)	FY 2010 (\$)	FY 2011 (\$)	FY 2012 (\$)	FY 2013 (\$)	Total
Class	R	CE	0	0	0	0	0	0
Name	WHITE EARTH STREETS	CONS	0	0	0	0	0	0
County	087 - Mahnomen	PE	5,000	5,000	128,000	0	0	138,000
Project Type	RECONS	Z	5,000	5,000	5,000	0	0	15,000
Work Type	7	Total	10,000	10,000	133,000	0	0	153,000
PCAS	F5370102	Phase	FY 2009 (\$)	FY 2010 (\$)	FY 2011 (\$)	FY 2012 (\$)	FY 2013 (\$)	Total
Class	R	CE	1,000	5,000	10,000	0	0	16,000
Name	LITTLE ELBOW PARK ROAD	CONS	1,000	25,000	50,000	0	0	76,000
County	087 - Mahnomen	PE	27,000	23,000	0	0	0	50,000
Project Type	NEWCON	Z	5,000	5,000	5,000	0	0	15,000
Work Type	6	Total	34,000	58,000	65,000	0	0	157,000



Indian Reservation Roads Programs

Federal Lands Highway

CSTIP Report

FILTER: Reporting one CSTIP.



Entity Name F53408 - White Earth
 Program Class Code F31 Fiscal Year 2009
 CSTIP Type RP Funding Amount 2347064

State		27 - Minnesota		Projects on the CSTIP within this state are listed and subtotaled in this section					
Location		F53408 - White Earth		Covers that part of the reservation within the current state.					
PCAS	F5370302	Phase		FY 2009 (\$)	FY 2010 (\$)	FY 2011 (\$)	FY 2012 (\$)	FY 2013 (\$)	Total
Class	R	CE		1,000	5,000	10,000	0	0	16,000
Name	BIG RUSH LAKE ROAD	CONS		1,000	50,000	50,000	0	0	101,000
County	005 - Becker	PE		22,000	23,000	5,000	0	0	50,000
Project Type	NEWCON	Z		5,000	5,000	5,000	0	0	15,000
Work Type	6	Total		29,000	83,000	70,000	0	0	182,000
PCAS	F5370502	Phase		FY 2009 (\$)	FY 2010 (\$)	FY 2011 (\$)	FY 2012 (\$)	FY 2013 (\$)	Total
Class	R	CE		1,000	10,000	10,000	0	0	21,000
Name	JOHNSON LAKE ROAD	CONS		1,000	50,000	50,000	0	0	101,000
County	087 - Mahnomen	PE		25,000	42,000	5,000	0	0	72,000
Project Type	RECONS	Z		5,000	5,000	5,000	0	0	15,000
Work Type	6	Total		32,000	107,000	70,000	0	0	209,000
PCAS	F5393200	Phase		FY 2009 (\$)	FY 2010 (\$)	FY 2011 (\$)	FY 2012 (\$)	FY 2013 (\$)	Total
Class	R	CE		1,000	5,000	1,000	0	0	7,000
Name	PONSFORD CEMETARY ROAD	CONS		1,000	10,000	50,000	0	0	61,000
County	005 - Becker	PE		25,064	42,000	5,000	0	0	72,064
Project Type	RECONS	Z		5,000	5,000	5,000	0	0	15,000
Work Type	7	Total		32,064	62,000	61,000	0	0	155,064
Location Subtotal				2,347,064	2,540,000	2,264,000	0	0	7,151,064
State Subtotal				2,347,064	2,540,000	2,264,000	0	0	7,151,064
CSTIP Subtotal				2,347,064	2,540,000	2,264,000	0	0	7,151,064
Report Total				2,347,064	2,540,000	2,264,000	0	0	7,151,064



Indian Reservation Roads Programs

Federal Lands Highway

CSTIP Report

FILTER: Reporting one CSTIP.



Entity Name F53410 - Mille Lacs
 Program Class Code F21 Fiscal Year 2009
 CSTIP Type TIP Funding Amount 899367

FIRST PAGE FOR CSTIP

State 27 - Minnesota
 Location F53410 - Mille Lacs

Projects on the CSTIP within this state are listed and subtotaled in this section
 Covers that part of the reservation within the current state.

PCAS	F5305008	Phase	FY 2009 (\$)	FY 2010 (\$)	FY 2011 (\$)	FY 2012 (\$)	FY 2013 (\$)	Total
Class	R	CE	1,000	1,000	1,000	0	0	3,000
Name	AATAGE DRIVE	CONS	83,777	200,000	745,000	0	0	1,028,777
County	095 - Mille Lacs	PE	7,000	6,000	6,000	0	0	19,000
Project Type	RECONS	Z	1,000	1,000	1,000	0	0	3,000
Work Type	7	Total	92,777	208,000	753,000	0	0	1,053,777
PCAS	F5306607	Phase	FY 2009 (\$)	FY 2010 (\$)	FY 2011 (\$)	FY 2012 (\$)	FY 2013 (\$)	Total
Class	R	CE	0	0	0	0	0	0
Name	LAGOON EXTENSION	CONS	0	0	0	0	0	0
County	095 - Mille Lacs	PE	1,000	1,000	1,000	0	0	3,000
Project Type	PLANING	Z	0	0	0	0	0	0
Work Type	7	Total	1,000	1,000	1,000	0	0	3,000
PCAS	F5311807	Phase	FY 2009 (\$)	FY 2010 (\$)	FY 2011 (\$)	FY 2012 (\$)	FY 2013 (\$)	Total
Class	R	CE	8,000	15,000	0	0	0	23,000
Name	GOV CENTER DRIVEWAY	CONS	61,000	180,000	0	0	0	241,000
County	095 - Mille Lacs	PE	10,000	4,500	0	0	0	14,500
Project Type	RECONS	Z	1,000	500	0	0	0	1,500
Work Type	7	Total	80,000	200,000	0	0	0	280,000
PCAS	F5341006	Phase	FY 2009 (\$)	FY 2010 (\$)	FY 2011 (\$)	FY 2012 (\$)	FY 2013 (\$)	Total
Class	R	CE	0	0	0	0	0	0
Name	IRR PLANNING PROJECT	CONS	0	0	0	0	0	0
County	095 - Mille Lacs	PE	1,000	1,000	1,000	0	0	3,000
Project Type	PLANING	Z	0	0	0	0	0	0
Work Type	P8	Total	1,000	1,000	1,000	0	0	3,000
PCAS	F5341009	Phase	FY 2009 (\$)	FY 2010 (\$)	FY 2011 (\$)	FY 2012 (\$)	FY 2013 (\$)	Total
Class	R	CE	40,000	50,000	0	0	0	90,000
Name	MILLE LACS PROJECTS	CONS	400,000	280,000	0	0	0	680,000
County	- 27 -	PE	59,800	0	0	0	0	59,800
Project Type	REHAB	Z	0	0	0	0	0	0
Work Type	7	Total	499,800	330,000	0	0	0	829,800
PCAS	F53RM410	Phase	FY 2009 (\$)	FY 2010 (\$)	FY 2011 (\$)	FY 2012 (\$)	FY 2013 (\$)	Total
Class	O	CE	0	0	0	0	0	0
Name	IRR MAINTENANCE PROJECT	CONS	0	0	0	0	0	0
County	095 - Mille Lacs	PE	0	0	0	0	0	0
Project Type	PLANING	Z	224,790	240,000	250,000	0	0	714,790
Work Type	P1	Total	224,790	240,000	250,000	0	0	714,790
Location Subtotal			899,367	980,000	1,005,000	0	0	2,884,367
State Subtotal			899,367	980,000	1,005,000	0	0	2,884,367

08-JUN-2009 02:28 PM

Page 2 of 3

RLMD: 18-MAR-2008



Indian Reservation Roads Programs
Federal Lands Highway
CSTIP Report

FILTER: Reporting one CSTIP.



Entity Name	F53410 - Mille Lacs					
Program Class Code	F31	Fiscal Year	2009			
CSTIP Type	TIP	Funding Amount	899,367			
CSTIP Subtotal			899,367	980,000	1,005,000	2,884,367
Report Total			899,367	980,000	1,005,000	2,884,367



Indian Reservation Roads Programs

Federal Lands Highway

CSTIP Report

FILTER: Reporting one CSTIP.



Entity Name F57401 - Upper Sioux
 Program Class Code F31 Fiscal Year 2008
 CSTIP Type TIP Funding Amount 1571821

PROJECT PAGE PER CSTIP

State 27 - Minnesota
 Location F57401 - Upper Sioux

Projects on the CSTIP within this state are listed and subtotaled in this section
 Covers that part of the reservation within the current state.

PCAS	F5701707	Phase	FY 2009 (\$)	FY 2010 (\$)	FY 2011 (\$)	FY 2012 (\$)	FY 2013 (\$)	Total
Class	R	CE	0	0	0	0	0	0
Name	Hazelwood Project	CONS	50,000	180,000	200,000	0	0	430,000
County	173 - Yellow Medicine	PE	14,000	4,000	0	0	0	18,000
Project Type	NEWCON	Z	0	0	0	0	0	0
Work Type	7	Total	64,000	184,000	200,000	0	0	448,000
PCAS	F5702307	Phase	FY 2009 (\$)	FY 2010 (\$)	FY 2011 (\$)	FY 2012 (\$)	FY 2013 (\$)	Total
Class	R	CE	0	0	0	0	0	0
Name	STATE HWY 23 COOP	CONS	0	40,000	75,000	0	0	115,000
County	173 - Yellow Medicine	PE	1,000	27,000	0	0	0	28,000
Project Type	RECONS	Z	0	0	0	0	0	0
Work Type	7	Total	1,000	67,000	75,000	0	0	143,000
PCAS	F5727407	Phase	FY 2009 (\$)	FY 2010 (\$)	FY 2011 (\$)	FY 2012 (\$)	FY 2013 (\$)	Total
Class	R	CE	0	0	0	0	0	0
Name	STATE HWY 274 COOP	CONS	0	0	75,000	0	0	75,000
County	173 - Yellow Medicine	PE	2,000	12,000	0	0	0	14,000
Project Type	RECONS	Z	0	0	0	0	0	0
Work Type	7	Total	2,000	12,000	75,000	0	0	89,000
PCAS	F5740101	Phase	FY 2009 (\$)	FY 2010 (\$)	FY 2011 (\$)	FY 2012 (\$)	FY 2013 (\$)	Total
Class	R	CE	0	0	0	0	0	0
Name	Travers Lane	CONS	35,000	35,000	0	0	0	70,000
County	173 - Yellow Medicine	PE	5,000	5,000	0	0	0	10,000
Project Type	RECONS	Z	0	0	0	0	0	0
Work Type	7	Total	40,000	40,000	0	0	0	80,000
PCAS	F5740102	Phase	FY 2009 (\$)	FY 2010 (\$)	FY 2011 (\$)	FY 2012 (\$)	FY 2013 (\$)	Total
Class	R	CE	0	0	0	0	0	0
Name	Prairie's Edge Lane Project	CONS	234,821	100,000	0	0	0	334,821
County	173 - Yellow Medicine	PE	47,000	0	0	0	0	47,000
Project Type	RECONS	Z	0	0	0	0	0	0
Work Type	7	Total	281,821	100,000	0	0	0	381,821
PCAS	F5740103	Phase	FY 2009 (\$)	FY 2010 (\$)	FY 2011 (\$)	FY 2012 (\$)	FY 2013 (\$)	Total
Class	R	CE	0	0	0	0	0	0
Name	Wastewater Drainage Expansion	CONS	0	155,000	190,000	0	0	345,000
County	173 - Yellow Medicine	PE	0	37,000	0	0	0	37,000
Project Type	RECONS	Z	0	0	0	0	0	0
Work Type	7	Total	0	192,000	190,000	0	0	382,000



Indian Reservation Roads Programs Federal Lands Highway CSTIP Report

FILTER: Reporting one CSTIP.



Entity Name F57401 - Upper Sioux
Program Class Code F31 Fiscal Year 2009
CSTIP Type TIP Funding Amount 1671827

State 27 - Minnesota
Location F57401 - Upper Sioux

Projects on the CSTIP within this state are listed and subtotaled in this section
Covers that part of the reservation within the current state.

PCAS	F5740104	Phase	FY 2009 (\$)	FY 2010 (\$)	FY 2011 (\$)	FY 2012 (\$)	FY 2013 (\$)	Total
Class	R	CE	0	0	0	0	0	0
Name	River Road	CONS	100,000	0	0	0	0	100,000
County	173 - Yellow Medicine	PE	18,000	0	0	0	0	18,000
Project Type	PLANING	Z	0	0	0	0	0	0
Work Type	7	Total	118,000	0	0	0	0	118,000
PCAS	F5740105	Phase	FY 2009 (\$)	FY 2010 (\$)	FY 2011 (\$)	FY 2012 (\$)	FY 2013 (\$)	Total
Class	R	CE	0	0	0	0	0	0
Name	New Water Source Road	CONS	1,000	150,000	150,000	0	0	301,000
County	173 - Yellow Medicine	PE	59,000	0	0	0	0	59,000
Project Type	NEWCON	Z	0	0	0	0	0	0
Work Type	7	Total	60,000	150,000	150,000	0	0	360,000
PCAS	F5740106	Phase	FY 2009 (\$)	FY 2010 (\$)	FY 2011 (\$)	FY 2012 (\$)	FY 2013 (\$)	Total
Class	O	CE	0	0	0	0	0	0
Name	IRR Public Parking Lot Projects	CONS	55,000	55,000	0	0	0	110,000
County	173 - Yellow Medicine	PE	5,000	5,000	0	0	0	10,000
Project Type	RECONS	Z	0	0	0	0	0	0
Work Type	7	Total	60,000	60,000	0	0	0	120,000
PCAS	F5740108	Phase	FY 2009 (\$)	FY 2010 (\$)	FY 2011 (\$)	FY 2012 (\$)	FY 2013 (\$)	Total
Class	R	CE	0	0	0	0	0	0
Name	Triangle Road	CONS	200,000	20,000	50,000	0	0	270,000
County	173 - Yellow Medicine	PE	14,000	9,000	0	0	0	23,000
Project Type	RECONS	Z	0	0	0	0	0	0
Work Type	7	Total	214,000	29,000	50,000	0	0	293,000
PCAS	F5740109	Phase	FY 2009 (\$)	FY 2010 (\$)	FY 2011 (\$)	FY 2012 (\$)	FY 2013 (\$)	Total
Class	R	CE	0	0	0	0	0	0
Name	Multipurpose Building Road	CONS	100,000	1,000	0	0	0	101,000
County	173 - Yellow Medicine	PE	14,000	5,000	0	0	0	19,000
Project Type	RECONS	Z	0	0	0	0	0	0
Work Type	7	Total	114,000	6,000	0	0	0	120,000
PCAS	F5740110	Phase	FY 2009 (\$)	FY 2010 (\$)	FY 2011 (\$)	FY 2012 (\$)	FY 2013 (\$)	Total
Class	R	CE	0	0	0	0	0	0
Name	565 th Street (Ruby Lake Road)	CONS	200,000	1,000	0	0	0	201,000
County	173 - Yellow Medicine	PE	14,000	5,000	0	0	0	19,000
Project Type	RECONS	Z	0	0	0	0	0	0
Work Type	7	Total	214,000	6,000	0	0	0	220,000



Indian Reservation Roads Programs

Federal Lands Highway

CSTIP Report

FILTER: Reporting one CSTIP.



Entity Name F57401 - Upper Sioux
 Program Class Code F31 Fiscal Year 2009
 CSTIP Type TR Funding Amount 1671821

State 27 - Minnesota
 Location F57401 - Upper Sioux

Projects on the CSTIP within this state are listed and subtotaled in this section
 Covers that part of the reservation within the current state.

PCAS	F57401C2	Phase	FY 2009 (\$)	FY 2010 (\$)	FY 2011 (\$)	FY 2012 (\$)	FY 2013 (\$)	Total
Class	R	CE	0	0	0	0	0	0
Name	560th Street	CONS	1,000	240,000	280,000	0	0	521,000
County	173 - Yellow Medicine	PE	9,000	53,000	0	0	0	62,000
Project Type	RECONS	Z	0	0	0	0	0	0
Work Type	7	Total	10,000	293,000	280,000	0	0	583,000
PCAS	F57401C3	Phase	FY 2009 (\$)	FY 2010 (\$)	FY 2011 (\$)	FY 2012 (\$)	FY 2013 (\$)	Total
Class	R	CE	0	0	0	0	0	0
Name	266th Street	CONS	1,000	100,000	100,000	0	0	201,000
County	173 - Yellow Medicine	PE	9,000	10,000	0	0	0	19,000
Project Type	RECONS	Z	0	0	0	0	0	0
Work Type	7	Total	10,000	110,000	100,000	0	0	220,000
PCAS	F57401RI	Phase	FY 2009 (\$)	FY 2010 (\$)	FY 2011 (\$)	FY 2012 (\$)	FY 2013 (\$)	Total
Class	O	CE	0	0	0	0	0	0
Name	IRR INVENTORY PROJECT	CONS	0	0	0	0	0	0
County	173 - Yellow Medicine	PE	1,000	1,000	1,000	0	0	3,000
Project Type	PLANING	Z	0	0	0	0	0	0
Work Type	P8	Total	1,000	1,000	1,000	0	0	3,000
PCAS	F57401RM	Phase	FY 2009 (\$)	FY 2010 (\$)	FY 2011 (\$)	FY 2012 (\$)	FY 2013 (\$)	Total
Class	O	CE	0	0	0	0	0	0
Name	IRR MAINTENANCE PROJECT	CONS	0	0	0	0	0	0
County	173 - Yellow Medicine	PE	0	0	0	0	0	0
Project Type	PLANING	Z	400,000	400,000	400,000	0	0	1,200,000
Work Type	P10	Total	400,000	400,000	400,000	0	0	1,200,000
PCAS	F57401TP	Phase	FY 2009 (\$)	FY 2010 (\$)	FY 2011 (\$)	FY 2012 (\$)	FY 2013 (\$)	Total
Class	O	CE	0	0	0	0	0	0
Name	IRR PLANNING PROJECT	CONS	0	0	0	0	0	0
County	173 - Yellow Medicine	PE	80,000	80,000	80,000	0	0	240,000
Project Type	PLANING	Z	0	0	0	0	0	0
Work Type	P9	Total	80,000	80,000	80,000	0	0	240,000
PCAS	F57401TR	Phase	FY 2009 (\$)	FY 2010 (\$)	FY 2011 (\$)	FY 2012 (\$)	FY 2013 (\$)	Total
Class	O	CE	2,000	2,000	2,000	0	0	6,000
Name	IRR TRANSIT PROJECT	CONS	0	0	0	0	0	0
County	173 - Yellow Medicine	PE	0	0	0	0	0	0
Project Type	TRANSIT	Z	0	0	0	0	0	0
Work Type	T1	Total	2,000	2,000	2,000	0	0	6,000
Location Subtotal			1,671,821	1,732,000	1,603,000	0	0	5,006,821
State Subtotal			1,671,821	1,732,000	1,603,000	0	0	5,006,821

04-MAY-2009 12:39 PM

Page 4 of 5



Indian Reservation Roads Programs
Federal Lands Highway
CSTIP Report

FILTER: Reporting one CSTIP.



Entity Name	F57401 - Upper Sioux					
Program Class Code	F31	Fiscal Year	2009			
CSTIP Type	TIP	Funding Amount	1671821			
CSTIP Subtotal			1,671,821	1,732,000	1,603,000	5,006,821
Report Total			1,671,821	1,732,000	1,603,000	5,006,821



Indian Reservation Roads Programs

Federal Lands Highway

CSTIP Report

FILTER: Reporting one CSTIP.



Entity Name F57402 - Lower Sioux
 Program Class Code F31 Fiscal Year 2009
 CSTIP Type TIP Funding Amount 1724155

FIRST PAGE FOR CSTIP

State 27 - Minnesota
 Location F57402 - Lower Sioux

Projects on the CSTIP within this state are listed and subtotaled in this section.
 Covers that part of the reservation within the current state.

PCAS	F5700207	Phase	FY 2009 (\$)	FY 2010 (\$)	FY 2011 (\$)	FY 2012 (\$)	FY 2013 (\$)	Total
Class	R	CE	37,000	5,000	2,000	0	0	44,000
Name	CSAH 2 AND PEDESTRIAN BRIDGE	CONS	385,000	30,000	2,000	0	0	417,000
County	127 - Redwood	PE	48,000	0	0	0	0	48,000
Project Type	RECONS	Z	0	1,000	0	0	0	1,000
Work Type	7	Total	470,000	36,000	4,000	0	0	510,000
PCAS	F5702007	Phase	FY 2009 (\$)	FY 2010 (\$)	FY 2011 (\$)	FY 2012 (\$)	FY 2013 (\$)	Total
Class	R	CE	0	5,000	500	0	0	5,500
Name	RESERVATION ROAD 2	CONS	0	30,000	1,000	0	0	31,000
County	127 - Redwood	PE	500	11,000	0	0	0	11,500
Project Type	RECONS	Z	500	500	500	0	0	1,500
Work Type	3	Total	1,000	46,500	2,000	0	0	49,500
PCAS	F5740202	Phase	FY 2009 (\$)	FY 2010 (\$)	FY 2011 (\$)	FY 2012 (\$)	FY 2013 (\$)	Total
Class	R	CE	11,500	500	500	500	0	13,000
Name	ACCESS ROAD	CONS	115,000	1,000	0	0	0	116,000
County	127 - Redwood	PE	6,500	3,000	0	0	0	9,500
Project Type	RECONS	Z	1,000	1,000	500	500	0	3,000
Work Type	3	Total	134,000	5,500	1,000	1,000	0	141,500
PCAS	F5740203	Phase	FY 2009 (\$)	FY 2010 (\$)	FY 2011 (\$)	FY 2012 (\$)	FY 2013 (\$)	Total
Class	R	CE	11,000	0	0	0	0	11,000
Name	GRAVEL PIT TRAIL	CONS	185,000	0	0	0	0	185,000
County	127 - Redwood	PE	12,200	0	0	0	0	12,200
Project Type	RECONS	Z	500	500	500	1,000	0	2,500
Work Type	3	Total	208,700	500	500	1,000	0	210,700
PCAS	F5740204	Phase	FY 2009 (\$)	FY 2010 (\$)	FY 2011 (\$)	FY 2012 (\$)	FY 2013 (\$)	Total
Class	R	CE	0	0	0	0	0	0
Name	WAKINYAN HOUSING ROAD	CONS	0	0	0	0	0	0
County	127 - Redwood	PE	500	2,500	500	500	0	4,000
Project Type	NEWCON	Z	0	1,000	500	500	0	2,000
Work Type	7	Total	500	3,500	1,000	1,000	0	6,000
PCAS	F57402RM	Phase	FY 2009 (\$)	FY 2010 (\$)	FY 2011 (\$)	FY 2012 (\$)	FY 2013 (\$)	Total
Class	O	CE	0	0	0	0	0	0
Name	IRR MAINTENANCE PROJECT	CONS	0	0	0	0	0	0
County	127 - Redwood	PE	250,000	250,000	250,000	0	0	750,000
Project Type	PLANING	Z	0	0	0	0	0	0
Work Type	P10	Total	250,000	250,000	250,000	0	0	750,000



Indian Reservation Roads Programs

Federal Lands Highway

CSTIP Report

FILTER: Reporting one CSTIP.



Entity Name F57402 - Lower Sioux
 Program Class Code F31 Fiscal Year 2009
 CSTIP Type TIP Funding Amount 1724155

State 27 - Minnesota
 Location F57402 - Lower Sioux

Projects on the CSTIP within this state are listed and subtotaled in this section
 Covers that part of the reservation within the current state.

PCAS	F5750105	Phase	FY 2009 (\$)	FY 2010 (\$)	FY 2011 (\$)	FY 2012 (\$)	FY 2013 (\$)	Total
Class	R	CE	24,000	500	0	0	0	24,500
Name	Main Entrance Rd.	CONS	90,000	500	0	0	0	90,500
County	127 - Redwood	PE	7,000	0	0	0	0	7,000
Project Type	RECONS	Z	1,000	500	0	0	0	1,500
Work Type	7	Total	122,000	1,500	0	0	0	123,500

PCAS	F5750205	Phase	FY 2009 (\$)	FY 2010 (\$)	FY 2011 (\$)	FY 2012 (\$)	FY 2013 (\$)	Total
Class	R	CE	30,000	3,000	3,000	0	0	36,000
Name	Storm Water Management	CONS	150,000	40,000	40,000	0	0	230,000
County	127 - Redwood	PE	11,500	11,500	11,500	0	0	34,500
Project Type	RECONS	Z	1,000	500	500	0	0	2,000
Work Type	D1	Total	192,500	55,000	55,000	0	0	302,500

Location Subtotal			1,378,700	398,500	313,500	3,000	0	2,093,700
State Subtotal			1,378,700	398,500	313,500	3,000	0	2,093,700

State --
 Location F57402 - Lower Sioux

Projects on the CSTIP within this state are listed and subtotaled in this section
 Covers that part of the reservation within the current state.

PCAS	F5740207	Phase	FY 2009 (\$)	FY 2010 (\$)	FY 2011 (\$)	FY 2012 (\$)	FY 2013 (\$)	Total
Class	R	CE	5,000	17,000	2,000	0	0	24,000
Name	Service Rd	CONS	95,000	230,000	0	0	0	325,000
County	--	PE	16,500	17,200	500	0	0	34,200
Project Type	RECONS	Z	500	500	500	0	0	1,500
Work Type	7	Total	117,000	264,700	3,000	0	0	384,700

PCAS	F5740208	Phase	FY 2009 (\$)	FY 2010 (\$)	FY 2011 (\$)	FY 2012 (\$)	FY 2013 (\$)	Total
Class	R	CE	10,000	90,000	3,000	0	0	103,000
Name	Lighting, Landscaping, Safety	CONS	95,955	700,000	40,000	0	0	835,955
County	--	PE	52,500	47,000	11,500	0	0	111,000
Project Type	SAFETY	Z	1,000	500	500	0	0	2,000
Work Type	P6	Total	159,455	837,500	55,000	0	0	1,051,955

PCAS	F5740209	Phase	FY 2009 (\$)	FY 2010 (\$)	FY 2011 (\$)	FY 2012 (\$)	FY 2013 (\$)	Total
Class	R	CE	0	30,000	2,000	0	0	32,000
Name	Tahans'l Rd	CONS	0	150,000	5,000	0	0	155,000
County	--	PE	19,500	21,000	4,500	0	0	45,000
Project Type	NEWCON	Z	1,000	500	500	0	0	2,000
Work Type	7	Total	20,500	201,500	12,000	0	0	234,000



Indian Reservation Roads Programs

Federal Lands Highway

CSTIP Report

FILTER: Reporting one CSTIP.



Entity Name F57402 - Lower Sioux
 Program Class Code F31 Fiscal Year 2009
 CSTIP Type TIP Funding Amount 1,724,155

State --
 Location F57402 - Lower Sioux

Projects on the CSTIP within this state are listed and subtotaled in this section.
 Covers that part of the reservation within the current state.

PCAS	F57402C1	Phase	FY 2009 (\$)	FY 2010 (\$)	FY 2011 (\$)	FY 2012 (\$)	FY 2013 (\$)	Total
Class	R	CE	0	0	150,000	0	0	150,000
Name	CSAH 2 East	CONS	0	0	1,400,000	0	0	1,400,000
County	--	PE	22,500	94,000	53,500	0	0	170,000
Project Type	RECONS	Z	1,000	500	500	0	0	2,000
Work Type	7	Total	23,500	94,500	1,604,000	0	0	1,722,000
PCAS	F57402TP	Phase	FY 2009 (\$)	FY 2010 (\$)	FY 2011 (\$)	FY 2012 (\$)	FY 2013 (\$)	Total
Class	O	CE	0	0	0	0	0	0
Name	IRR PLANNING PROJECT	CONS	0	0	0	0	0	0
County	--	PE	25,000	25,000	25,000	0	0	75,000
Project Type	PLANING	Z	0	0	0	0	0	0
Work Type	P9	Total	25,000	25,000	25,000	0	0	75,000
Location Subtotal			345,455	1,423,200	1,699,000	0	0	3,467,655
State Subtotal			345,455	1,423,200	1,699,000	0	0	3,467,655
CSTIP Subtotal			1,724,155	1,821,700	2,012,500	3,000	0	5,561,355
Report Total			1,724,155	1,821,700	2,012,500	3,000	0	5,561,355



Indian Reservation Roads Programs

Federal Lands Highway

CSTIP Report

FILTER: Reporting one CSTIP.



Entity Name F57403 - Prairie Island
 Program Class Code F31 Fiscal Year 2009
 CSTIP Type TIP Funding Amount 1508060

FIRST PAGE FOR CHIEF

State 27 - Minnesota
 Location F57403 - Prairie Island

Projects on the CSTIP within this state are listed and subtotaled in this section
 Covers that part of the reservation within the current state.

PCAS	F5710204	Phase	FY 2009 (\$)	FY 2010 (\$)	FY 2011 (\$)	FY 2012 (\$)	FY 2013 (\$)	Total
Class	R	CE	5,000	5,000	5,000	0	0	15,000
Name	6002 ROAD	CONS	102,500	102,500	102,500	0	0	307,500
County	049 - Goodhue	PE	27,500	27,500	27,500	0	0	82,500
Project Type	NEWCON	Z	2,500	2,500	2,500	0	0	7,500
Work Type	7	Total	137,500	137,500	137,500	0	0	412,500
PCAS	F5710304	Phase	FY 2009 (\$)	FY 2010 (\$)	FY 2011 (\$)	FY 2012 (\$)	FY 2013 (\$)	Total
Class	R	CE	7,500	7,500	7,500	0	0	22,500
Name	6003 ROAD	CONS	115,000	115,000	115,000	0	0	345,000
County	049 - Goodhue	PE	27,500	27,500	27,500	0	0	82,500
Project Type	NEWCON	Z	2,500	2,500	2,500	0	0	7,500
Work Type	7	Total	152,500	152,500	152,500	0	0	457,500
PCAS	F5740301	Phase	FY 2009 (\$)	FY 2010 (\$)	FY 2011 (\$)	FY 2012 (\$)	FY 2013 (\$)	Total
Class	R	CE	2,500	2,500	2,500	0	0	7,500
Name	Otherday / Whipple Way	CONS	85,000	85,000	85,000	0	0	255,000
County	049 - Goodhue	PE	22,500	22,500	22,500	0	0	67,500
Project Type	RECONS	Z	2,500	2,500	2,500	0	0	7,500
Work Type	7	Total	112,500	112,500	112,500	0	0	337,500
PCAS	F5740302	Phase	FY 2009 (\$)	FY 2010 (\$)	FY 2011 (\$)	FY 2012 (\$)	FY 2013 (\$)	Total
Class	R	CE	1,500	1,500	1,500	0	0	4,500
Name	Prairie Pine Way	CONS	70,000	70,000	70,000	0	0	210,000
County	049 - Goodhue	PE	19,500	19,500	19,500	0	0	58,500
Project Type	NEWCON	Z	1,500	1,500	1,500	0	0	4,500
Work Type	7	Total	92,500	92,500	92,500	0	0	277,500
PCAS	F57403RM	Phase	FY 2009 (\$)	FY 2010 (\$)	FY 2011 (\$)	FY 2012 (\$)	FY 2013 (\$)	Total
Class	O	CE	0	0	0	0	0	0
Name	IRR MAINTENANCE PROJECT	CONS	0	0	0	0	0	0
County	049 - Goodhue	PE	30,000	30,000	30,000	375,000	0	465,000
Project Type	PLANING	Z	0	0	0	0	0	0
Work Type	P10	Total	30,000	30,000	30,000	375,000	0	465,000
PCAS	F57403TP	Phase	FY 2009 (\$)	FY 2010 (\$)	FY 2011 (\$)	FY 2012 (\$)	FY 2013 (\$)	Total
Class	O	CE	3,560	3,750	3,750	0	0	11,060
Name	IRR PLANNING PROJECT	CONS	0	0	0	0	0	0
County	049 - Goodhue	PE	30,000	30,000	30,000	0	0	90,000
Project Type	PLANING	Z	0	0	0	0	0	0
Work Type	P9	Total	33,560	33,750	33,750	0	0	101,060



Indian Reservation Roads Programs

Federal Lands Highway

CSTIP Report

FILTER: Reporting one CSTIP.



Entity Name F57403 - Prairie Island
 Program Class Code F31 Fiscal Year 2009
 CSTIP Type TIP Funding Amount 1506060

State 27 - Minnesota
 Location F57403 - Prairie Island

Projects on the CSTIP within this state are listed and subtotaled in this section
 Covers that part of the reservation within the current state.

PCAS	F5750705	Phase	FY 2009 (\$)	FY 2010 (\$)	FY 2011 (\$)	FY 2012 (\$)	FY 2013 (\$)	Total
Class	R	CE	25,000	25,000	25,000	0	0	75,000
Name	CHURCH ROAD	CONS	262,500	262,500	262,500	0	0	787,500
County	049 - Goodhue	PE	105,000	105,000	105,000	0	0	315,000
Project Type	RECONS	Z	7,500	7,500	7,500	0	0	22,500
Work Type	2	Total	400,000	400,000	400,000	0	0	1,200,000
PCAS	F5750805	Phase	FY 2009 (\$)	FY 2010 (\$)	FY 2011 (\$)	FY 2012 (\$)	FY 2013 (\$)	Total
Class	R	CE	2,000	2,000	2,000	0	0	6,000
Name	STURGEON ROAD OVERPASS	CONS	2,000	2,000	2,000	375,000	0	381,000
County	049 - Goodhue	PE	24,000	24,000	24,000	6,000	0	78,000
Project Type	NEWCON	Z	2,000	2,000	2,000	0	0	6,000
Work Type	B16	Total	30,000	30,000	30,000	381,000	0	471,000
Location Subtotal			988,560	988,750	988,750	756,000	0	3,722,060
State Subtotal			988,560	988,750	988,750	756,000	0	3,722,060

State --
 Location F57403 - Prairie Island

Projects on the CSTIP within this state are listed and subtotaled in this section
 Covers that part of the reservation within the current state.

PCAS	F5740303	Phase	FY 2009 (\$)	FY 2010 (\$)	FY 2011 (\$)	FY 2012 (\$)	FY 2013 (\$)	Total
Class	R	CE	5,000	5,000	5,000	0	0	15,000
Name	PRAIRIE ISLAND STREETS	CONS	150,000	150,000	150,000	0	0	450,000
County	--	PE	32,500	32,500	32,500	0	0	97,500
Project Type	RECONS	Z	2,500	2,500	2,500	0	0	7,500
Work Type	7	Total	190,000	190,000	190,000	0	0	570,000
PCAS	F5740308	Phase	FY 2009 (\$)	FY 2010 (\$)	FY 2011 (\$)	FY 2012 (\$)	FY 2013 (\$)	Total
Class	R	CE	4,000	4,000	4,000	0	0	12,000
Name	PDK Road	CONS	4,000	4,000	4,000	0	0	12,000
County	--	PE	123,000	123,000	123,000	0	0	369,000
Project Type	NEWCON	Z	19,000	19,000	19,000	0	0	57,000
Work Type	7	Total	150,000	150,000	150,000	0	0	450,000
PCAS	F5740309	Phase	FY 2009 (\$)	FY 2010 (\$)	FY 2011 (\$)	FY 2012 (\$)	FY 2013 (\$)	Total
Class	R	CE	2,500	2,500	2,500	0	0	7,500
Name	Mt. Frontenac Golf Course Road	CONS	30,000	30,000	30,000	0	0	90,000
County	--	PE	17,500	17,500	17,500	0	0	52,500
Project Type	RECONS	Z	2,500	2,500	2,500	0	0	7,500
Work Type	7	Total	52,500	52,500	52,500	0	0	157,500



Indian Reservation Roads Programs

Federal Lands Highway

CSTIP Report

FILTER: Reporting one CSTIP.



Entity Name F57403 - Prairie Island
 Program Class Code F31
 CSTIP Type TIP
 Fiscal Year 2009
 Funding Amount 1506060

State		Projects on the CSTIP within this state are listed and subtotaled in this section Covers that part of the reservation within the current state.									
Location											
PCAS	F57403C1	Phase	FY 2009 (\$)	FY 2010 (\$)	FY 2011 (\$)	FY 2012 (\$)	FY 2013 (\$)				
Class	R	CE	1,000	1,000	1,000	0	0				
Name	190th st	CONS	1,000	1,000	1,000	0	0				
County	---	PE	21,000	21,000	21,000	0	0				
Project Type	RECONS	Z	2,000	2,000	2,000	0	0				
Work Type	7	Total	25,000	25,000	25,000	0	0				
PCAS	F57403C2	Phase	FY 2009 (\$)	FY 2010 (\$)	FY 2011 (\$)	FY 2012 (\$)	FY 2013 (\$)				
Class	R	CE	2,000	2,000	2,000	0	0				
Name	Sturgeon Lake / NSP Roundabout	CONS	2,000	2,000	2,000	0	0				
County	---	PE	24,000	24,000	24,000	0	0				
Project Type	RECONS	Z	2,000	2,000	2,000	0	0				
Work Type	7	Total	30,000	30,000	30,000	0	0				
PCAS	F57403C3	Phase	FY 2009 (\$)	FY 2010 (\$)	FY 2011 (\$)	FY 2012 (\$)	FY 2013 (\$)				
Class	R	CE	2,000	2,000	2,000	0	0				
Name	Sturgeon Lake / Cty 18 Roundabout	CONS	2,000	2,000	2,000	0	0				
County	---	PE	24,000	24,000	24,000	0	0				
Project Type	RECONS	Z	2,000	2,000	2,000	0	0				
Work Type	7	Total	30,000	30,000	30,000	0	0				
PCAS	F57403C4	Phase	FY 2009 (\$)	FY 2010 (\$)	FY 2011 (\$)	FY 2012 (\$)	FY 2013 (\$)				
Class	R	CE	1,500	1,500	1,500	0	0				
Name	Ski Road	CONS	30,000	30,000	30,000	0	0				
County	---	PE	7,500	7,500	7,500	0	0				
Project Type	RECONS	Z	1,000	1,000	1,000	0	0				
Work Type	7	Total	40,000	40,000	40,000	0	0				
Location Subtotal			517,500	517,500	517,500	0	0				
State Subtotal			517,500	517,500	517,500	0	0				
CSTIP Subtotal			1,506,060	1,506,250	1,506,250	756,000	0				
Report Total			1,506,060	1,506,250	1,506,250	756,000	0				



Indian Reservation Roads Programs

Federal Lands Highway

CSTIP Report

FILTER: Reporting one CSTIP.



Entity Name F57411 - Shakopee (Prior Lake)
 Program Class Code F31 Fiscal Year 2009
 CSTIP Type TIP Funding Amount 1521965

FIRST PAGE FROM CSTIP

State 27 - Minnesota
 Location F57411 - Shakopee (Prior Lake)

Projects on the CSTIP within this state are listed and subtotaled in this section
 Covers that part of the reservation within the current state.

PCAS	F57411C1	Phase	FY 2009 (\$)	FY 2010 (\$)	FY 2011 (\$)	FY 2012 (\$)	FY 2013 (\$)	Total
Class	R	CE	30,000	30,000	0	0	0	60,000
Name	CR 83 -- North of CR 42	CONS	1,313,985	676,183	0	0	0	1,990,168
County	139 - Scott	PE	110,000	0	0	0	0	110,000
Project Type	RECONS	Z	0	0	0	0	0	0
Work Type	7	Total	1,453,985	706,183	0	0	0	2,160,168
PCAS	F57411C2	Phase	FY 2009 (\$)	FY 2010 (\$)	FY 2011 (\$)	FY 2012 (\$)	FY 2013 (\$)	Total
Class	R	CE	0	0	30,000	0	0	30,000
Name	CR 83 -- South of CR 42	CONS	0	0	1,503,382	0	0	1,503,382
County	139 - Scott	PE	0	110,000	0	0	0	110,000
Project Type	RECONS	Z	0	0	0	0	0	0
Work Type	7	Total	0	110,000	1,533,382	0	0	1,643,382
PCAS	F57411C3	Phase	FY 2009 (\$)	FY 2010 (\$)	FY 2011 (\$)	FY 2012 (\$)	FY 2013 (\$)	Total
Class	R	CE	0	20,000	0	0	0	20,000
Name	CR 42 @ CR 17	CONS	0	660,000	0	0	0	660,000
County	139 - Scott	PE	0	110,000	0	0	0	110,000
Project Type	REHAB	Z	0	0	0	0	0	0
Work Type	7	Total	0	790,000	0	0	0	790,000
PCAS	F57411C4	Phase	FY 2009 (\$)	FY 2010 (\$)	FY 2011 (\$)	FY 2012 (\$)	FY 2013 (\$)	Total
Class	R	CE	0	0	0	0	0	0
Name	Valley View Rd	CONS	0	0	0	0	0	0
County	139 - Scott	PE	0	0	75,000	0	0	75,000
Project Type	RECONS	Z	0	0	0	0	0	0
Work Type	7	Total	0	0	75,000	0	0	75,000
PCAS	F57411C5	Phase	FY 2009 (\$)	FY 2010 (\$)	FY 2011 (\$)	FY 2012 (\$)	FY 2013 (\$)	Total
Class	R	CE	0	0	0	0	0	0
Name	CR 17	CONS	0	0	0	0	0	0
County	139 - Scott	PE	0	0	75,000	0	0	75,000
Project Type	RECONS	Z	0	0	0	0	0	0
Work Type	7	Total	0	0	75,000	0	0	75,000
PCAS	F57411C6	Phase	FY 2009 (\$)	FY 2010 (\$)	FY 2011 (\$)	FY 2012 (\$)	FY 2013 (\$)	Total
Class	R	CE	0	0	0	0	0	0
Name	Dakotah Pkwy	CONS	0	0	0	0	0	0
County	139 - Scott	PE	0	0	75,000	0	0	75,000
Project Type	RECONS	Z	0	0	0	0	0	0
Work Type	7	Total	0	0	75,000	0	0	75,000



Indian Reservation Roads Programs

Federal Lands Highway

CSTIP Report

FILTER: Reporting one CSTIP.



Entity Name F57411 - Shakopee (Prior Lake)
 Program Class Code F31 Fiscal Year 2009
 CSTIP Type TIP Funding Amount 1521965

State 27 - Minnesota
 Location F57411 - Shakopee (Prior Lake)

Projects on the CSTIP within this state are listed and subtotaled in this section
 Covers that part of the reservation within the current state.

PCAS	F57411RM	Phase	FY 2009 (\$)	FY 2010 (\$)	FY 2011 (\$)	FY 2012 (\$)	FY 2013 (\$)	Total
Class	O	CE	0	0	0	0	0	0
Name	IRR ROAD MAINTENANCE PROJEC	CONS	0	0	0	0	0	0
County	139 - Scott	PE	68,000	68,000	68,000	0	0	204,000
Project Type	PLANING	Z	0	0	0	0	0	0
Work Type	P10	Total	68,000	68,000	68,000	0	0	204,000
Location Subtotal			1,521,985	1,674,183	1,826,382	0	0	5,022,550
State Subtotal			1,521,985	1,674,183	1,826,382	0	0	5,022,550
CSTIP Subtotal			1,521,985	1,674,183	1,826,382	0	0	5,022,550
Report Total			1,521,985	1,674,183	1,826,382	0	0	5,022,550



Indian Reservation Roads Programs

Federal Lands Highway

CSTIP Report

FILTER: Reporting one CSTIP.



Entity Name F52409 - Red Lake
Program Class Code F83 Fiscal Year 2009
CSTIP Type TIP Funding Amount 1000000

FIRST PAGE FOR CSTIP

State 27 - Minnesota
Location F52409 - Red Lake

Projects on the CSTIP within this state are listed and subtotaled in this section
Covers that part of the reservation within the current state.

PCAS	F5257200	Phase	FY 2009 (\$)	FY 2010 (\$)	FY 2011 (\$)	FY 2012 (\$)	FY 2013 (\$)	Total
Class	B	CE	50,000	0	0	0	0	50,000
Name	BRIDGE REPLACEMENT(SANDY RI	CONS	950,000	0	0	0	0	950,000
County	029 - Clearwater	PE	0	0	0	0	0	0
Project Type	REPLACE	Z	0	0	0	0	0	0
Work Type	SD	Total	1,000,000	0	0	0	0	1,000,000
Location Subtotal			1,000,000	0	0	0	0	1,000,000
State Subtotal			1,000,000	0	0	0	0	1,000,000
CSTIP Subtotal			1,000,000	0	0	0	0	1,000,000
Report Total			1,000,000	0	0	0	0	1,000,000



Indian Reservation Roads Programs

Federal Lands Highway

CSTIP Report

FILTER: Reporting one CSTIP.



Entity Name F52409 - Red Lake
 Program Class Code FER Fiscal Year 2009
 CSTIP Type TIP Funding Amount 2713283

FIRST PAGE FOR CSTIP

State
 Location F52409 - Red Lake

Projects on the CSTIP within this state are listed and subtotaled in this section
 Covers that part of the reservation within the current state.

PCAS	F52409SA	Phase	FY 2009 (\$)	FY 2010 (\$)	FY 2011 (\$)	FY 2012 (\$)	FY 2013 (\$)	Total
Class	R	CE	0	105,000	0	0	0	105,000
Name	Thunder Lake Road Extension	CONS	0	1,400,000	0	0	0	1,400,000
County	---	PE	0	0	0	0	0	0
Project Type	NEWCON	Z	0	0	0	0	0	0
Work Type	7	Total	0	1,505,000	0	0	0	1,505,000
PCAS	F52409SB	Phase	FY 2009 (\$)	FY 2010 (\$)	FY 2011 (\$)	FY 2012 (\$)	FY 2013 (\$)	Total
Class	R	CE	0	20,700	0	0	0	20,700
Name	McBride's South	CONS	0	276,000	0	0	0	276,000
County	---	PE	0	0	0	0	0	0
Project Type	OVLAY	Z	0	2,500	0	0	0	2,500
Work Type	7	Total	0	299,200	0	0	0	299,200
PCAS	F52409SC	Phase	FY 2009 (\$)	FY 2010 (\$)	FY 2011 (\$)	FY 2012 (\$)	FY 2013 (\$)	Total
Class	R	CE	0	11,250	0	0	0	11,250
Name	West End Loop	CONS	0	150,000	0	0	0	150,000
County	---	PE	0	0	0	0	0	0
Project Type	OVLAY	Z	0	3,500	0	0	0	3,500
Work Type	7	Total	0	164,750	0	0	0	164,750
PCAS	F52409SD	Phase	FY 2009 (\$)	FY 2010 (\$)	FY 2011 (\$)	FY 2012 (\$)	FY 2013 (\$)	Total
Class	R	CE	0	28,125	0	0	0	28,125
Name	Little Rock Housing (Red Lake Homes	CONS	0	375,000	0	0	0	375,000
County	---	PE	0	0	0	0	0	0
Project Type	NEWCON	Z	0	2,500	0	0	0	2,500
Work Type	7	Total	0	405,625	0	0	0	405,625
PCAS	F52409SE	Phase	FY 2009 (\$)	FY 2010 (\$)	FY 2011 (\$)	FY 2012 (\$)	FY 2013 (\$)	Total
Class	R	CE	202,500	0	0	0	0	202,500
Name	River Road	CONS	1,000,000	1,700,000	0	0	0	2,700,000
County	---	PE	0	0	0	0	0	0
Project Type	REHAB	Z	11,000	0	0	0	0	11,000
Work Type	7	Total	1,213,500	1,700,000	0	0	0	2,913,500
PCAS	F52409SF	Phase	FY 2009 (\$)	FY 2010 (\$)	FY 2011 (\$)	FY 2012 (\$)	FY 2013 (\$)	Total
Class	R	CE	0	10,500	0	0	0	10,500
Name	Ponemah Marif overlay	CONS	0	140,000	0	0	0	140,000
County	---	PE	0	0	0	0	0	0
Project Type	OVLAY	Z	0	5,000	0	0	0	5,000
Work Type	7	Total	0	155,500	0	0	0	155,500



Indian Reservation Roads Programs

Federal Lands Highway

CSTIP Report

FILTER: Reporting one CSTIP.



Entity Name F52409 - Red Lake
 Program Class Code FER Fiscal Year 2009
 CSTIP Type TIP Funding Amount 27,3283

State		Projects on the CSTIP within this state are listed and subtotaled in this section					Covers that part of the reservation within the current state.	
Location								
F52409 - Red Lake								
PCAS	F52409SG	Phase	FY 2009 (\$)	FY 2010 (\$)	FY 2011 (\$)	FY 2012 (\$)	FY 2013 (\$)	Total
Class	R	CE	0	13,125	0	0	0	13,125
Name	Highlands addition along Thunderlake	CONS	0	175,000	0	0	0	175,000
County	---	PE	0	0	0	0	0	0
Project Type	OVRLAY	Z	0	2,500	0	0	0	2,500
Work Type	7	Total	0	190,625	0	0	0	190,625
PCAS	F52409SH	Phase	FY 2009 (\$)	FY 2010 (\$)	FY 2011 (\$)	FY 2012 (\$)	FY 2013 (\$)	Total
Class	R	CE	0	115,500	0	0	0	115,500
Name	North Shore Road Ponemah	CONS	0	1,540,000	0	0	0	1,540,000
County	---	PE	0	0	0	0	0	0
Project Type	REHAB	Z	0	6,000	0	0	0	6,000
Work Type	7	Total	0	1,661,500	0	0	0	1,661,500
PCAS	F52409SI	Phase	FY 2009 (\$)	FY 2010 (\$)	FY 2011 (\$)	FY 2012 (\$)	FY 2013 (\$)	Total
Class	R	CE	0	5,625	0	0	0	5,625
Name	Jerome Cutoff (Jenson's Road) overla	CONS	0	75,000	0	0	0	75,000
County	---	PE	0	0	0	0	0	0
Project Type	OVRLAY	Z	0	3,500	0	0	0	3,500
Work Type	7	Total	0	84,125	0	0	0	84,125
PCAS	F52409SJ	Phase	FY 2009 (\$)	FY 2010 (\$)	FY 2011 (\$)	FY 2012 (\$)	FY 2013 (\$)	Total
Class	R	CE	240,000	0	0	0	0	240,000
Name	Ponemah Road Reclaim & Overlay fr	CONS	1,254,783	1,945,217	0	0	0	3,200,000
County	---	PE	0	0	0	0	0	0
Project Type	REHAB	Z	5,000	0	0	0	0	5,000
Work Type	7	Total	1,499,783	1,945,217	0	0	0	3,445,000
Location Subtotal			2,713,283	8,111,542	0	0	0	10,824,825
State Subtotal			2,713,283	8,111,542	0	0	0	10,824,825
CSTIP Subtotal			2,713,283	8,111,542	0	0	0	10,824,825
Report Total			2,713,283	8,111,542	0	0	0	10,824,825



Indian Reservation Roads Programs

Federal Lands Highway

CSTIP Report

FILTER: Reporting one CSTIP.



Entity Name F53404 - Nett Lake
Program Class Code FER Fiscal Year 2009
CSTIP Type TIP Funding Amount 1272818

FIRST PAGE FOR CSTIP

State 27 - Minnesota
Location F53404 - Bois Forte

Projects on the CSTIP within this state are listed and subtotaled in this section
Covers that part of the reservation within the current state.

PCAS	F53404SA	Phase	FY 2009 (\$)	FY 2010 (\$)	FY 2011 (\$)	FY 2012 (\$)	FY 2013 (\$)	Total
Class	R	CE	12,000	10,000	0	0	0	22,000
Name	TIBBIT'S TRAIL	CONS	180,000	100,000	0	0	0	280,000
County	137 - St. Louis	PE	8,000	0	0	0	0	8,000
Project Type	REHAB	Z	0	0	0	0	0	0
Work Type	7	Total	200,000	110,000	0	0	0	310,000
PCAS	F53404SB	Phase	FY 2009 (\$)	FY 2010 (\$)	FY 2011 (\$)	FY 2012 (\$)	FY 2013 (\$)	Total
Class	R	CE	10,000	10,000	0	0	0	20,000
Name	DUFFY POINT ROAD	CONS	160,000	100,000	0	0	0	260,000
County	137 - St. Louis	PE	10,000	0	0	0	0	10,000
Project Type	REHAB	Z	0	0	0	0	0	0
Work Type	7	Total	180,000	110,000	0	0	0	290,000
PCAS	F53404SC	Phase	FY 2009 (\$)	FY 2010 (\$)	FY 2011 (\$)	FY 2012 (\$)	FY 2013 (\$)	Total
Class	R	CE	40,000	10,000	0	0	0	50,000
Name	VILLAGE STREETS	CONS	524,618	200,000	0	0	0	724,618
County	137 - St. Louis	PE	10,000	0	0	0	0	10,000
Project Type	REHAB	Z	0	0	0	0	0	0
Work Type	7	Total	574,618	210,000	0	0	0	784,618
Location Subtotal			954,618	430,000	0	0	0	1,384,618
State Subtotal			954,618	430,000	0	0	0	1,384,618

State ---
Location F53404 - Bois Forte

Projects on the CSTIP within this state are listed and subtotaled in this section
Covers that part of the reservation within the current state.

PCAS	F53404SD	Phase	FY 2009 (\$)	FY 2010 (\$)	FY 2011 (\$)	FY 2012 (\$)	FY 2013 (\$)	Total
Class	O	CE	0	0	0	0	0	0
Name	ROAD MAINTENANCE	CONS	0	0	0	0	0	0
County	---	PE	0	0	0	0	0	0
Project Type	PLANING	Z	318,200	100,000	0	0	0	418,200
Work Type	P1	Total	318,200	100,000	0	0	0	418,200
Location Subtotal			318,200	100,000	0	0	0	418,200
State Subtotal			318,200	100,000	0	0	0	418,200
CSTIP Subtotal			1,272,818	530,000	0	0	0	1,802,818

Report Total 1,272,818 530,000 0 0 0 1,802,818



PLASTIC PAINTS

**Projects on the CSTIP within this state are listed and subtotaled in this section
Covers that part of the reservation within the current state.**

Phase
CE
CONS
PE
Z
Total

FY 2009 (\$)	FY 2010 (\$)	FY 2011 (\$)	FY 2012 (\$)	FY 2013 (\$)	Total
40,000	50,000	0	0	0	90,000
450,000	2,500,000	0	0	0	2,950,000
0	0	0	0	0	0
10,000	10,000	0	0	0	20,000
500,000	2,560,000	0	0	0	3,060,000
500,000	2,560,000	0	0	0	3,060,000
500,000	2,560,000	0	0	0	3,060,000

**Projects on the CSTIP within this state are listed and subtotaled in this section
Covers that part of the reservation within the current state.**

Phase
CE
CONS
PE
Z
Total

FY 2009 (\$)	FY 2010 (\$)	FY 2011 (\$)	FY 2012 (\$)	FY 2013 (\$)	Total
90,000	100,000	0	0	0	190,000
600,000	1,500,000	0	0	0	2,100,000
0	0	0	0	0	0
10,000	10,000	0	0	0	20,000
700,000	1,610,000	0	0	0	2,310,000

Phase
CE
CONS
PE
Z
Total

FY 2009 (\$)	FY 2010 (\$)	FY 2011 (\$)	FY 2012 (\$)	FY 2013 (\$)	Total
0	0	0	0	0	0
0	0	0	0	0	0
0	0	0	0	0	0
61,448	100,000	0	0	0	161,448
61,448	100,000	0	0	0	161,448
761,448	1,710,000	0	0	0	2,471,448

State Subtotal	761,448	1,710,000	0	0	0	2,471,448
CSTR Subtotal	1,251,448	4,270,000	0	0	0	5,521,448

Report Total	1,261,448	4,270,000	0	0	0	5,531,448
---------------------	------------------	------------------	----------	----------	----------	------------------



Indian Reservation Roads Programs

Federal Lands Highway

CSTIP Report

FILTER: Reporting one CSTIP.



Entity Name F53406 - Grand Portage
 Program Class Code FER Fiscal Year 2009
 CSTIP Type TIP Funding Amount 617887

FIRST PAGE FOR CSTIP

State 27 - Minnesota
 Location F53406 - Grand Portage

Projects on the CSTIP within this state are listed and subtotaled in this section
 Covers that part of the reservation within the current state.

PCAS	F53406SA	Phase	FY 2009 (\$)	FY 2010 (\$)	FY 2011 (\$)	FY 2012 (\$)	FY 2013 (\$)	Total
Class	R	CE	30,000	40,000	0	0	0	70,000
Name	VILLAGE ROADS	CONS	312,887	460,000	0	0	0	772,887
County	031 - Cook	PE	10,000	0	0	0	0	10,000
Project Type	REHAB	Z	0	0	0	0	0	0
Work Type	7	Total	352,887	500,000	0	0	0	852,887
PCAS	F53406SB	Phase	FY 2009 (\$)	FY 2010 (\$)	FY 2011 (\$)	FY 2012 (\$)	FY 2013 (\$)	Total
Class	O	CE	0	0	0	0	0	0
Name	ROAD MAINTENANCE	CONS	0	0	0	0	0	0
County	031 - Cook	PE	0	0	0	0	0	0
Project Type	PLANING	Z	150,000	100,000	0	0	0	250,000
Work Type	P1	Total	150,000	100,000	0	0	0	250,000
PCAS	F53406SC	Phase	FY 2009 (\$)	FY 2010 (\$)	FY 2011 (\$)	FY 2012 (\$)	FY 2013 (\$)	Total
Class	R	CE	10,000	10,000	0	0	0	20,000
Name	STEVENS AND STORE ROADS	CONS	100,000	90,000	0	0	0	190,000
County	031 - Cook	PE	5,000	0	0	0	0	5,000
Project Type	REHAB	Z	0	0	0	0	0	0
Work Type	7	Total	115,000	100,000	0	0	0	215,000
Location Subtotal			617,887	700,000	0	0	0	1,317,887
State Subtotal			617,887	700,000	0	0	0	1,317,887
CSTIP Subtotal			617,887	700,000	0	0	0	1,317,887
Report Total			617,887	700,000	0	0	0	1,317,887



Indian Reservation Roads Programs

Federal Lands Highway

CSTIP Report

FILTER: Reporting one CSTIP.



Entity Name F53407 - Leech Lake
 Program Class Code FER Fiscal Year 2009
 CSTIP Type RP Funding Amount 6056189

FIRST PAGE FOR CSTIP

State 27 - Minnesota
 Location F53407 - Leech Lake

Projects on the CSTIP within this state are listed and subtotaled in this section
 Covers that part of the reservation within the current state.

PCAS	F53407SA	Phase	FY 2009 (\$)	FY 2010 (\$)	FY 2011 (\$)	FY 2012 (\$)	FY 2013 (\$)	Total
Class	R	CE	90,000	10,000	0	0	0	100,000
Name	OAK POINT ROAD	CONS	3,100,000	100,000	0	0	0	3,200,000
County	021 - Cass	PE	3,000	0	0	0	0	3,000
Project Type	REHAB	Z	7,000	0	0	0	0	7,000
Work Type	7	Total	3,200,000	110,000	0	0	0	3,310,000
PCAS	F53407SB	Phase	FY 2009 (\$)	FY 2010 (\$)	FY 2011 (\$)	FY 2012 (\$)	FY 2013 (\$)	Total
Class	R	CE	30,000	1,000	0	0	0	31,000
Name	PRESCOTT ROADS	CONS	350,000	10,000	0	0	0	360,000
County	021 - Cass	PE	4,000	0	0	0	0	4,000
Project Type	REHAB	Z	4,000	0	0	0	0	4,000
Work Type	7	Total	388,000	11,000	0	0	0	399,000
PCAS	F53407SC	Phase	FY 2009 (\$)	FY 2010 (\$)	FY 2011 (\$)	FY 2012 (\$)	FY 2013 (\$)	Total
Class	R	CE	20,000	1,000	0	0	0	21,000
Name	INGER STREETS	CONS	220,000	10,000	0	0	0	230,000
County	061 - Itasca	PE	7,000	0	0	0	0	7,000
Project Type	REHAB	Z	0	0	0	0	0	0
Work Type	7	Total	247,000	11,000	0	0	0	258,000
PCAS	F53407SD	Phase	FY 2009 (\$)	FY 2010 (\$)	FY 2011 (\$)	FY 2012 (\$)	FY 2013 (\$)	Total
Class	R	CE	10,000	1,000	0	0	0	11,000
Name	OLD BALL CLUB STREETS	CONS	130,000	10,000	0	0	0	140,000
County	061 - Itasca	PE	7,000	0	0	0	0	7,000
Project Type	REHAB	Z	0	0	0	0	0	0
Work Type	7	Total	147,000	11,000	0	0	0	158,000
PCAS	F53407SF	Phase	FY 2009 (\$)	FY 2010 (\$)	FY 2011 (\$)	FY 2012 (\$)	FY 2013 (\$)	Total
Class	O	CE	0	0	0	0	0	0
Name	ROAD MAINTENANCE	CONS	0	0	0	0	0	0
County	021 - Cass	PE	100,000	100,000	0	0	0	200,000
Project Type	PLANING	Z	0	0	0	0	0	0
Work Type	P1	Total	100,000	100,000	0	0	0	200,000
PCAS	F53407SG	Phase	FY 2009 (\$)	FY 2010 (\$)	FY 2011 (\$)	FY 2012 (\$)	FY 2013 (\$)	Total
Class	R	CE	20,000	1,000	0	0	0	21,000
Name	TRACT 33 HOUSING STREETS	CONS	220,000	10,000	0	0	0	230,000
County	007 - Beltrami	PE	7,000	0	0	0	0	7,000
Project Type	REHAB	Z	0	0	0	0	0	0
Work Type	7	Total	247,000	11,000	0	0	0	258,000



Indian Reservation Roads Programs

Federal Lands Highway

CSTIP Report

FILTER: Reporting one CSTIP.



Entity Name F53407 - Leech Lake
 Program Class Code FER Fiscal Year 2009
 CSTIP Type TIP Funding Amount 5056189

State 27 - Minnesota
 Location F53407 - Leech Lake

Projects on the CSTIP within this state are listed and subtotaled in this section
 Covers that part of the reservation within the current state.

PCAS	F53407SH	Phase	FY 2009 (\$)	FY 2010 (\$)	FY 2011 (\$)	FY 2012 (\$)	FY 2013 (\$)	Total
Class	R	CE	25,000	1,000	0	0	0	26,000
Name	BIRDS NEST DRIVE	CONS	250,000	10,000	0	0	0	260,000
County	021 - Cass	PE	35,000	0	0	0	0	35,000
Project Type	REHAB	Z	0	0	0	0	0	0
Work Type	7	Total	310,000	11,000	0	0	0	321,000
PCAS	F53407SI	Phase	FY 2009 (\$)	FY 2010 (\$)	FY 2011 (\$)	FY 2012 (\$)	FY 2013 (\$)	Total
Class	R	CE	10,000	1,000	0	0	0	11,000
Name	OLD AGENCY HOUSING	CONS	115,000	10,000	0	0	0	125,000
County	021 - Cass	PE	35,000	0	0	0	0	35,000
Project Type	REHAB	Z	0	0	0	0	0	0
Work Type	7	Total	160,000	11,000	0	0	0	171,000
PCAS	F53407SJ	Phase	FY 2009 (\$)	FY 2010 (\$)	FY 2011 (\$)	FY 2012 (\$)	FY 2013 (\$)	Total
Class	R	CE	50,000	2,000	0	0	0	52,000
Name	CATHOLIC CEMETARY ROAD	CONS	540,000	20,000	0	0	0	560,000
County	021 - Cass	PE	35,000	0	0	0	0	35,000
Project Type	REHAB	Z	0	0	0	0	0	0
Work Type	7	Total	625,000	22,000	0	0	0	647,000
PCAS	F53407SK	Phase	FY 2009 (\$)	FY 2010 (\$)	FY 2011 (\$)	FY 2012 (\$)	FY 2013 (\$)	Total
Class	R	CE	20,000	1,000	0	0	0	21,000
Name	ONIGUM STREETS	CONS	225,000	10,000	0	0	0	235,000
County	021 - Cass	PE	27,000	0	0	0	0	27,000
Project Type	REHAB	Z	0	0	0	0	0	0
Work Type	7	Total	272,000	11,000	0	0	0	283,000
PCAS	F53407SL	Phase	FY 2009 (\$)	FY 2010 (\$)	FY 2011 (\$)	FY 2012 (\$)	FY 2013 (\$)	Total
Class	R	CE	1,000	50,000	0	0	0	51,000
Name	MISSION ROAD COOP (CSAH 33)	CONS	1,000	900,000	0	0	0	901,000
County	007 - Beltrami	PE	1,000	50,000	0	0	0	51,000
Project Type	REHAB	Z	0	0	0	0	0	0
Work Type	7	Total	3,000	1,000,000	0	0	0	1,003,000
PCAS	F53407SM	Phase	FY 2009 (\$)	FY 2010 (\$)	FY 2011 (\$)	FY 2012 (\$)	FY 2013 (\$)	Total
Class	R	CE	10,000	50,000	0	0	0	60,000
Name	BOY RIVER ROAD	CONS	10,000	500,000	0	0	0	510,000
County	021 - Cass	PE	23,000	0	0	0	0	23,000
Project Type	REHAB	Z	0	0	0	0	0	0
Work Type	7	Total	43,000	550,000	0	0	0	593,000



Indian Reservation Roads Programs

Federal Lands Highway

CSTIP Report

FILTER: Reporting one CSTIP.



Entity Name F53407 - Leech Lake
Program Class Code FER Fiscal Year 2008
CSTIP Type TIP Funding Amount 6056189

State 27 - Minnesota
Location F53407 - Leech Lake

Projects on the CSTIP within this state are listed and subtotaled in this section.
Covers that part of the reservation within the current state.

PCAS	F53407SN	Phase	FY 2009 (\$)	FY 2010 (\$)	FY 2011 (\$)	FY 2012 (\$)	FY 2013 (\$)	Total
Class	R	CE	20,000	1,000	0	0	0	21,000
Name	OTENEAGEN HOUSING ROAD	CONS	220,000	10,000	0	0	0	230,000
County	061 - Itasca	PE	13,000	0	0	0	0	13,000
Project Type	REHAB	Z	0	0	0	0	0	0
Work Type	7	Total	253,000	11,000	0	0	0	264,000
PCAS	F53407SO	Phase	FY 2009 (\$)	FY 2010 (\$)	FY 2011 (\$)	FY 2012 (\$)	FY 2013 (\$)	Total
Class	R	CE	5,189	20,000	0	0	0	25,189
Name	BOY RIVER HOUSING	CONS	50,000	210,000	0	0	0	260,000
County	021 - Cass	PE	6,000	0	0	0	0	6,000
Project Type	REHAB	Z	0	0	0	0	0	0
Work Type	7	Total	61,189	230,000	0	0	0	291,189
Location Subtotal			6,056,189	2,100,000	0	0	0	8,156,189
State Subtotal			6,056,189	2,100,000	0	0	0	8,156,189
CSTIP Subtotal			6,056,189	2,100,000	0	0	0	8,156,189
Report Total			6,056,189	2,100,000	0	0	0	8,156,189



Indian Reservation Roads Programs

Federal Lands Highway

CSTIP Report

FILTER: Reporting one CSTIP.



Entity Name: F53408 - White Earth
 Program Class Code: FER Fiscal Year: 2009
 CSTIP Type: TIP Funding Amount: 2080447

FIRST PAGE FOR CSTIP

State: 27 - Minnesota
 Location: F53408 - White Earth

Projects on the CSTIP within this state are listed and subtotaled in this section.
 Covers that part of the reservation within the current state.

PCAS	F53408SA	Phase	FY 2009 (\$)	FY 2010 (\$)	FY 2011 (\$)	FY 2012 (\$)	FY 2013 (\$)	Total
Class	R	CE	0	0	0	0	0	0
Name	AUGINAUSH ROAD	CONS	600,000	0	0	0	0	600,000
County	087 - Mahnomen	PE	50,000	0	0	0	0	50,000
Project Type	REHAB	Z	0	0	0	0	0	0
Work Type	7	Total	650,000	0	0	0	0	650,000
PCAS	F53408SB	Phase	FY 2009 (\$)	FY 2010 (\$)	FY 2011 (\$)	FY 2012 (\$)	FY 2013 (\$)	Total
Class	R	CE	0	0	0	0	0	0
Name	CLARK ROAD	CONS	600,000	0	0	0	0	600,000
County	087 - Mahnomen	PE	50,000	0	0	0	0	50,000
Project Type	REHAB	Z	0	0	0	0	0	0
Work Type	7	Total	650,000	0	0	0	0	650,000
PCAS	F53408SC	Phase	FY 2009 (\$)	FY 2010 (\$)	FY 2011 (\$)	FY 2012 (\$)	FY 2013 (\$)	Total
Class	R	CE	0	0	0	0	0	0
Name	MISSION ROAD	CONS	730,447	0	0	0	0	730,447
County	087 - Mahnomen	PE	50,000	0	0	0	0	50,000
Project Type	REHAB	Z	0	0	0	0	0	0
Work Type	7	Total	780,447	0	0	0	0	780,447
Location Subtotal			2,080,447	0	0	0	0	2,080,447
State Subtotal			2,080,447	0	0	0	0	2,080,447
CSTIP Subtotal			2,080,447	0	0	0	0	2,080,447
Report Total			2,080,447	0	0	0	0	2,080,447



Indian Reservation Roads Programs

Federal Lands Highway

CSTIP Report

FILTER: Reporting one CSTIP.



Entity Name F53410 - Mille Lacs
Program Class Code FFR Fiscal Year 2009
CSTIP Type TIP Funding Amount 719880

FIRST PAGE FOR CSTIP

State 27 - Minnesota
Location F53410 - Mille Lacs

Projects on the CSTIP within this state are listed and subtotaled in this section
Covers that part of the reservation within the current state.

PCAS	F53410SA	Phase	FY 2009 (\$)	FY 2010 (\$)	FY 2011 (\$)	FY 2012 (\$)	FY 2013 (\$)	Total
Class	R	CE	5,000	100,000	0	0	0	105,000
Name	WISE OWL	CONS	50,000	1,000,000	0	0	0	1,050,000
County	095 - Mille Lacs	PE	30,000	0	0	0	0	30,000
Project Type	REHAB	Z	0	0	0	0	0	0
Work Type	7	Total	85,000	1,100,000	0	0	0	1,185,000
PCAS	F53410SB	Phase	FY 2009 (\$)	FY 2010 (\$)	FY 2011 (\$)	FY 2012 (\$)	FY 2013 (\$)	Total
Class	R	CE	40,000	10,000	0	0	0	50,000
Name	BUG HILL ROADS	CONS	385,000	100,000	0	0	0	485,000
County	095 - Mille Lacs	PE	30,000	0	0	0	0	30,000
Project Type	REHAB	Z	0	0	0	0	0	0
Work Type	7	Total	455,000	110,000	0	0	0	565,000
Location Subtotal			540,000	1,210,000	0	0	0	1,750,000
State Subtotal			540,000	1,210,000	0	0	0	1,750,000

State ---
Location F53410 - Mille Lacs

Projects on the CSTIP within this state are listed and subtotaled in this section
Covers that part of the reservation within the current state.

PCAS	F53410SC	Phase	FY 2009 (\$)	FY 2010 (\$)	FY 2011 (\$)	FY 2012 (\$)	FY 2013 (\$)	Total
Class	O	CE	0	0	0	0	0	0
Name	ROAD MAINTENANCE	CONS	0	0	0	0	0	0
County	---	PE	0	0	0	0	0	0
Project Type	PLANING	Z	179,880	150,000	0	0	0	329,880
Work Type	P1	Total	179,880	150,000	0	0	0	329,880
Location Subtotal			179,880	150,000	0	0	0	329,880
State Subtotal			179,880	150,000	0	0	0	329,880
CSTIP Subtotal			719,880	1,360,000	0	0	0	2,079,880

Report Total 719,880 1,360,000 0 0 0 2,079,880



Indian Reservation Roads Programs

Federal Lands Highway

CSTIP Report

FILTER: Reporting one CSTIP.



Entity Name F57401 - Upper Sioux
 Program Class Code FFR Fiscal Year 2009
 CSTIP Type TIP Funding Amount 1365904

FIRST PAGE FOR CSTIP

State 27 - Minnesota
 Location F57401 - Upper Sioux

Projects on the CSTIP within this state are listed and subtotaled in this section
 Covers that part of the reservation within the current state.

PCAS	F57401SA	Phase	FY 2009 (\$)	FY 2010 (\$)	FY 2011 (\$)	FY 2012 (\$)	FY 2013 (\$)	Total
Class	R	CE	0	0	0	0	0	0
Name	Travers Lane	CONS	300,000	0	0	0	0	300,000
County	173 - Yellow Medicine	PE	40,000	0	0	0	0	40,000
Project Type	REHAB	Z	0	0	0	0	0	0
Work Type	7	Total	340,000	0	0	0	0	340,000
PCAS	F57401SB	Phase	FY 2009 (\$)	FY 2010 (\$)	FY 2011 (\$)	FY 2012 (\$)	FY 2013 (\$)	Total
Class	R	CE	0	0	0	0	0	0
Name	Prairie's Edge Lane Project	CONS	545,904	0	0	0	0	545,904
County	173 - Yellow Medicine	PE	40,000	0	0	0	0	40,000
Project Type	NEWCON	Z	0	0	0	0	0	0
Work Type	7	Total	585,904	0	0	0	0	585,904
PCAS	F57401SC	Phase	FY 2009 (\$)	FY 2010 (\$)	FY 2011 (\$)	FY 2012 (\$)	FY 2013 (\$)	Total
Class	R	CE	0	0	0	0	0	0
Name	New Water Source Road	CONS	300,000	0	0	0	0	300,000
County	173 - Yellow Medicine	PE	40,000	0	0	0	0	40,000
Project Type	NEWCON	Z	0	0	0	0	0	0
Work Type	7	Total	340,000	0	0	0	0	340,000
PCAS	F57401SD	Phase	FY 2009 (\$)	FY 2010 (\$)	FY 2011 (\$)	FY 2012 (\$)	FY 2013 (\$)	Total
Class	O	CE	0	0	0	0	0	0
Name	Road Maintenance	CONS	0	0	0	0	0	0
County	173 - Yellow Medicine	PE	0	0	0	0	0	0
Project Type	PLANING	Z	100,000	0	0	0	0	100,000
Work Type	P1	Total	100,000	0	0	0	0	100,000
Location Subtotal			1,365,904	0	0	0	0	1,365,904
State Subtotal			1,365,904	0	0	0	0	1,365,904
CSTIP Subtotal			1,365,904	0	0	0	0	1,365,904
Report Total			1,365,904	0	0	0	0	1,365,904



Indian Reservation Roads Programs

Federal Lands Highway

CSTIP Report

FILTER: Reporting one CSTIP.



Entity Name				F57402 - Lower Sioux					FIRST PAGE FOR CSTIP								
Program Class Code				FER		Fiscal Year		2009									
CSTIP Type				TIP		Funding Amount		1306155									
State				27 - Minnesota		Projects on the CSTIP within this state are listed and subtotaled in this section											
Location				F57402 - Lower Sioux		Covers that part of the reservation within the current state.											
PCAS		F57402SA		Phase		FY 2009 (\$)		FY 2010 (\$)		FY 2011 (\$)		FY 2012 (\$)		FY 2013 (\$)		Total	
Class		R		CE		0		0		0		0		0		0	
Name		CSAH 2		CONS		850,000		100,000		0		0		0		950,000	
County		127 - Redwood		PE		0		10,000		0		0		0		10,000	
Project Type		RECONS		Z		0		0		0		0		0		0	
Work Type		7		Total		850,000		110,000		0		0		0		960,000	
PCAS		F57402SB		Phase		FY 2009 (\$)		FY 2010 (\$)		FY 2011 (\$)		FY 2012 (\$)		FY 2013 (\$)		Total	
Class		R		CE		0		0		0		0		0		0	
Name		Gravel Pit Trail		CONS		456,155		100,000		0		0		0		556,155	
County		127 - Redwood		PE		0		10,000		0		0		0		10,000	
Project Type		RECONS		Z		0		0		0		0		0		0	
Work Type		7		Total		456,155		110,000		0		0		0		566,155	
Location Subtotal						1,306,155		220,000		0		0		0		1,526,155	
State Subtotal						1,306,155		220,000		0		0		0		1,526,155	
CSTIP Subtotal						1,306,155		220,000		0		0		0		1,526,155	
Report Total						1,306,155		220,000		0		0		0		1,526,155	

Recreational Trails Program

RECREATIONAL TRAILS PROGRAM

The Recreational Trails Program provides funds to develop, maintain, and enhance recreational trails for both motorized and non-motorized recreational trail users. Funds are appropriated to the State by formula, 50 percent equally among all eligible states and 50 percent in proportion to the amount of off-road recreational fuel use. The maximum federal share in Minnesota is 50 percent for these projects, and a cash match is required. Only state agencies, cities, counties, townships, tribal governments or private trail organizations sponsored by a local unit of government are eligible to apply.

The Minnesota Department of Natural Resources (MNDNR) administers this program for Minnesota. The Minnesota Recreational Trail Users Advisory Board assists the MNDNR in project selections. The committee is comprised of three representatives of the ten identified trail user groups (bike, mountain bike, hike, ski, horse, in-line skate, ATV, trucks, snowmobiles, motorcycles) in Minnesota.

The Recreational Trails Program projects are listed in District C of the project list.

Contact: Andrew Korsberg, DNR Trails and Waterways,
500 Lafayette Road, Box 52, St. Paul, Minnesota 55155
or phone at (651) 259-5642.



2009 Federal Recreational Trail Program Funded Grants

Project #	Grantee	Project Title	Project Description	Type of Use	Total Cost	Amount Funded
0001-09-4D	Rice County	Grooming Equipment Purchase	To purchase snowmobile trail grooming equipment.	Motorized	\$110,000	\$55,000
0002-09-1C	Lake of the Woods County	Trail Groomer for Land and Lakes Trails	To purchase snowmobile trail grooming equipment.	Motorized	\$155,000	\$77,500
0003-09-3A	Stearns County Parks	Soo Line Corridor - Dairyland Trail Development	To construct 14 miles of abandoned rail corridor into a year round gravel surfaced multiple use trail.	Joint	\$500,000	\$150,000
0004-09-2B	City of Chisholm	Chisholm ATV Trail	To construct 10 miles of ATV trail between the City of Chisholm and the intersection of Connors Road (Co. Rd. 469) and Co. Hwy 5.	Motorized	\$176,000	\$88,000
0007-09-2C	Superior Hiking Trail Association	Rehabilitation/Maintaining the Superior Hiking Trail	To maintain and rehabilitate portions of the Superior Hiking Trail.	Non-Motorized	\$78,000	\$39,000
0010-09-2A	Itasca County	Marcell Snowdrifter's Grooming Equipment Purchase	To purchase snowmobile trail grooming equipment.	Motorized	\$175,000	\$75,000
0016-09-S	Minnesota Trail Riders Association	Trail and Campground Improvement and Maintenance Fund	To maintain and enhance equestrian trails and facilities in public parks, forests and on trails.	Joint	\$16,000	\$8,000
0023-09-3B	Chisago County	Swedish Immigrant Trail	To acquire 3.4 miles of the Swedish Immigrant Trail from Taylors Falls through Interstate Park to Tern Avenue.	Non-Motorized	\$147,000	\$73,500
0025-09-1C	Norman County	2010 Tucker Terra Model 2000D1-28R-6-173	To purchase snowmobile trail grooming equipment.	Motorized	\$182,723	\$91,000
0028-09-1D	Cass County	Mosquito Creek Bridge	To construct a bridge over Mosquito Creek.	Motorized	\$48,432	\$24,200
0030-09-1B	Otter Tail County	Otter Tail Riders Snowmobile Trail Groomer	To purchase snowmobile trail grooming equipment.	Motorized	\$171,572	\$58,513
0032-09-2D	Carlton County	Nemadji River Bridge	To fabricate and install a bridge across the Nemadji River on the east side of State Highway 23 on the Sno-Sharks Snowmobile Trail System.	Motorized	\$25,000	\$12,500
0034-09-2A	U.S. Department of the Interior, Fish and Wildlife Service	ADA trail at Twin Lakes in Rice Lake National Wildlife Refuge	To construct a disabled access trail for wheelchair uses that meets ADA requirements using asphalt pavement at 8 feet wide to tie into an existing 7 mile trail system.	Non-Motorized	\$31,750	\$15,750
0035-09-4A	City of Fairfax	FairRidge Recreational Trail Maintenance Project	To conduct maintenance on 6.3 miles of existing trail connecting the Fairfax Depot Museum Park and Fort Ridgely State Park to repair tree root damage, random holes, crack repair and seal coating.	Non-Motorized	\$57,145	\$27,500

Project #	Grantee	Project Title	Project Description	Type of Use	Total Cost	Amount Funded
0036-09-3A	Morrison County	Snow Duster Bridge	To construct a straight bridge with floor plate deck, four corner posts and guard rails.	Motorized	\$11,932	\$5,900
0039-09-1A	Beltrami County	Cross Country Ski Trail Grooming Equipment	To purchase cross-country ski trail grooming equipment.	Non-Motorized	\$124,000	\$62,000
0040-09-2C	Lake County	Trail Groomer Purchase	To purchase snowmobile trail grooming equipment.	Motorized	\$163,000	\$75,000
0041-09-3B	Dakota County	Dakota Beginner Mountain Bik Trail Extension	To construct 1 mile of a beginner mountain bike trail with "pump track" and construct a mountain bike "skills park" close to existing parking lot.	Non-Motorized	\$49,500	\$24,750
0042-09-3A	City of Saint Cloud	Nordic Ski Trail Grooming Equipment Purchase	To purchased ski trail grooming equipment	Non-Motorized	\$17,152	\$8,500
0043-09-3B	Three Rivers Park District	Elm Creek Recreational Trail Phase I	To construct a 7.7 mile single track, stacked-looped mountain bike trail.	Non-Motorized	\$265,980	\$50,000
0044-09-3B	Isanti County	Snowmobile Trail Bridge Replacement	To purchase and place a portable snowmobile bridge over the West Branch of the Rum River in Greenbush Township which in Mille Lacs County.	Motorized	\$39,040	\$19,500
0047-09-3B	Isanti County	Safety Fence	To install a safety fence on a GIA snowmobile trail where extremely steep banks exist.	Motorized	\$35,736	\$17,800
0049-09-1C	Polk County	Sandhill Trail West	To acquire an abandoned railbed for a multi-use recreational trail.	Joint	\$200,000	\$100,000
0051-09-2A	Aitkin County	County Trail Sign Project	To sign snowmobile trails, including road intersections and 911 road signs.	Motorized	\$34,560	\$5,600
0054-09-3B	City of Minnetrista	Westonka Recreational Association Park/Dakota Rail Trail Connection	To connect a parking lot in the City of Minnetrista to the Dakota Rail Trail.	Non-Motorized	\$29,170	\$14,500
0058-09-3B	City of Woodbury	Carver Lake Park Off-Road Cycling Trail	To construct a 6.5 mile mountain off-road cycling trail within Carver Lake Park.	Non-Motorized	\$115,000	\$57,500
D101-09-3C	DNR Parks and Trails	Zumbro Bottoms Equestrian Trail Rehab Phase II - Dorer State Forest	To rehabilitate 5 miles of equestrian trail to provide sustainable tread ways.	Non-Motorized	\$100,000	\$50,000
D105-09-3	DNR Parks and Trails	State Trail Maintenance and Operation	To complete maintenance on seven State Trails in DNR Region 3.	Joint	\$70,000	\$35,000
D109-09-4D	DNR Parks and Trails	Mill Towns State Trail - Cannon Falls Connection	To develop 2 miles of bituminous trail from Hanna's Bend Park in Cannon Falls to Byllesby Park.	Joint	\$500,000	\$150,000
D111-09-2D	DNR Parks and Trails	St. Croix State Forest Rehabilitation and Maintenance	To rehabilitate and maintain horseback and hiking trails along the Tamarack and St. Croix Rivers in the St. Croix State Forest.	Non-Motorized	\$50,000	\$25,000
D112-09-S	DNR Parks and Trails	Cross-Country Ski GIA Capital Improvements FY2011	To complete Cross-Country Ski GIA capital improvements statewide.	Non-Motorized	\$100,000	\$50,000

Project #	Grantee	Project Title	Project Description	Type of Use	Total Cost	Amount Funded
D113-09-2C	DNR Parks and Trails	Gitchi Gami State Trail - Schroeder Missing Link Segment	To develop the missing segment of the Gitchi Gami State Trail between Temperance River State Park to the MnDOT parking lot on the east side of the City of Schroeder.	Non-Motorized	\$60,000	\$30,000
D114-09-1D	DNR Parks and Trails	Paul Bunyan State Trail Extension to Crow Wing State Park	To complete the paving of the Paul Bunyan State Trail from the Mississippi River to Crow Wing State Park.	Joint	\$1,100,000	\$150,000
D115-09-2D	DNR Parks and Trails	Trail Bridge Replacement	To replace a damaged bridge on the Willard Munger Trail system within St. Croix State Park.	Joint	\$300,000	\$26,585
D116-09-2C	DNR Parks and Trails	North Shore State Trail Bridge Replacements	To replace or repair steel bridges on the North Shore State Trail.	Joint	\$1,950,000	\$150,000
TOTAL					\$7,188,692	\$1,903,098

**Mn/DOT
State Road
Construction Program**

MN/DOT STATE ROAD CONSTRUCTION PROGRAM

In developing the 2010-2013 STIP, only federal-aid highway formula funds were subject to the ATP prioritization process. State funded projects are included in the formal STIP for informational purposes and were shared and discussed with the ATPs. Mn/DOT anticipates a high degree of flexibility in the use of federal or state funding sources for individual projects.

The estimated annual state funds available for trunk highway construction activities is \$250 million in 2010, \$210 million in 2011 and \$290 million thereafter. Actual amounts are slightly higher with a modest level of over programming. However, a portion of those state funds are reserved for statewide initiatives shown in District C.

State funds are available to each Mn/DOT District to cover the following items in priority order:

1. Match federal dollars received through the ATP process and federal high priority project funding or allocated funding.
2. Estimate necessary District set-asides to cover supplemental agreements and cost overruns.
3. Estimate of right-of-way needs to cover all trunk highway projects, with appropriate lead time for expenditures. A single account will still be monitored by the Mn/DOT Office of Land Management. The

Mn/DOT Districts must identify the expenditures for the correct state fiscal year (SFY).

4. A prioritized list of all other state funded projects or set-a-sides. This prioritized list will include all Municipal Agreement Projects, Bridge and Road Construction Projects and Landscape Partnerships.

Mn/DOT's State Road Construction Program (SRC) is legislatively constrained by an annual budget level. The exact budget level can vary by biennium. The STIP program level may not coincide with the SRC budget level if Mn/DOT is more or less successful than anticipated during the ATP process. If the program level is significantly higher, legislative action would be required to raise the budget level. The STIP is fiscally constrained, but Mn/DOT's SRC budget includes a level of advance construction programming.

Project totals (all four years of the STIP) for the Mn/DOT State Road Construction Program (SRC) are provided in Figure A-6. Figure A-7 gives the SRC program totals by District/ATP and year. Totals for the SRC include dollars funded by federal advance construction funds, which may exceed actual federal dollars available in any given year. This is due to the fact that AC can be converted over more than one year.

Figure A-6 STATE ROAD CONSTRUCTION PROGRAM FUNDING **					
SOURCE	2010	2011	2012	2013	TOTAL*
FEDERAL FUNDS					
Formula	244	234	222	318	1,018
High Priority Projects (Demonstration)	40	2	53	22	117
Other Federal	16	8	4	3	31
Advance Construction	253	104	14	63	434
SUBTOTAL*	553	349	293	405	1,595
STATE FUNDS	261	213	293	287	1,051
TOTAL*	813	562	583	692	2,646

*may not total correctly to rounding

**does not include local contributions

Figure A-7 STATE ROAD CONSTRUCTION PROGRAM FUNDING** BY DISTRICT/ATP AND YEAR (\$ MILLIONS)					
DISTRICT/ATP	2010	2011	2012	2013	TOTAL*
1	77	54	92	77	299
2	39	29	33	34	136
3	59	54	77	44	234
4	33	33	41	41	148
6	99	57	60	140	356
7	21	26	43	43	133
8	56	17	27	33	133
SUBTOTAL*	384	267	373	414	1,439
METRO	400	263	200	272	1,134
MISC	30	30	10	7	78
TOTAL*	813	562	583	692	2,646

*may not total correctly to rounding

**does not include local contributions

Appendix B

Other Modal Programs

- ✓ Minnesota Rail Service Improvement Program
- ✓ Port Development Assistance Program
- ✓ Minnesota Aeronautics Capital Improvement Program

Minnesota Rail Service Improvement Program

MINNESOTA RAIL SERVICE IMPROVEMENT PROGRAM

The Minnesota Rail Service Improvement Program (MRSI), established in 1976, helps prevent the loss of rail service on lines potentially subject to abandonment by railroads. Using state-developed eligibility rules, the state and rail users enter into contracts for rail line rehabilitation, capital improvements for rail shippers, capital improvement for railroads, purchase assistance to rail authorities, loan guarantees and state rail banking. When the project is completed, the recipient repays the state. These reimbursements are returned to the Minnesota Rail Service Improvement Program account to fund future rehabilitation projects.

Projects fall within the program areas identified below. The MRSI Program has identified \$27 million in railroad track project needs. Projects will move ahead if funding is available and project agreements can be completed and contracts executed. These projects are typically funded with state funds. Figure B-1 at the end of this section identifies the potential number of projects and funding.

The following five programs are funded under the Minnesota Rail Service Improvement Program.

Rail Purchase Assistance Program

Assists Regional Railroad Authorities in acquiring rail lines that can be operated on a self-sustaining basis to provide local rail service. Mn/DOT may provide up to 50 percent of the value of the property. State funds are secured and require

repayment if the line is sold or ceases to serve a transportation function.

Rail Rehabilitation Program

Provides low and no-interest loans to rehabilitate and preserve rail lines that are financially viable and have the potential to increase rail use. A shipper's survey, cost/benefit analysis, and a rehabilitation needs assessment are conducted to determine which lines are prospective rail projects.

Capital Improvement Loan Program

Provides rail user with loans for projects that improve rail service and strengthen the financial condition of the associated line. Eligible projects have typically included capital improvements such as expanding industrial spurs, and building more efficient loading/unloading facilities. A new initiative was passed by the 2008 Legislature that provides capital improvements to railroads. A combination of capital projects to railroads and shippers will be funded under the Capital Improvement Loan Program.

State Rail Bank Program

Allows the state to acquire and preserve abandoned rail lines for future transportation use or for transmitting energy, fuel or other commodities.

Rail User and Rail Carrier Loan Guarantee Program

Assists rail users in obtaining loans for rail rehabilitation and capital improvements by guaranteeing up to 90 percent of the loan. The 1994 Legislature further amended the statute, recreating the program as the Rail User and Rail Carrier Loan Guarantee Program. Not only rail users but rail carriers are eligible for assistance under the program. In addition to rail

line rehabilitation, rolling stock acquisition and installation are eligible.

Additional information on the Minnesota Rail Service Improvement Program may be obtained from Janelle Collier, Program Manager, Office of Freight and Commercial Vehicle Operations, at (651) 366-3653.

Figure B-1 MINNESOTA RAIL SERVICE IMPROVEMENT PROGRAM ESTIMATED FUNDING SUMMARY AND NUMBER OF POTENTIAL PROJECTS BY PROGRAM AND YEAR					
PROGRAM	2010	2011	2012	2013	Total
Rail Purchase Assistance Program	--	--	--	--	--
Rail Rehabilitation Program	--	--	\$700,000 (1)	--	\$700,000 (1)
Capital Improvement Loan Program	\$3,000,000 (9)	\$3,000,000 (9)	\$3,000,000 (9)	\$3,000,000 (9)	\$12,000,000 (36)
State Rail Bank Program	--	\$1,000,000 (1)	--	--	\$1,000,000 (1)
Rail User/Rail Carrier Loan Guarantee Program	--	--	--	--	--
TOTAL	\$3,000,000 (9)	\$4,000,00 (10)	\$3,700,00 (10)	\$3,000,000 (9)	\$13,700,000 (38)

() = Number of Potential Projects

Port Development Assistance Program

PORT DEVELOPMENT ASSISTANCE PROGRAM

The Port Development Assistance Program was developed by the state in response to the needs of the commercial navigation system. No federal funds are currently available for these types of projects. The program provides a funding source that facilitates compliance with tighter environmental standards; helps to ensure the continued commercial effectiveness of lake and river navigation systems; and helps to offset the increases in general cost of commercial shipping.

There exist a number of conditions that warrant the port development assistance program in Minnesota. Many of the public terminals and docks in the state are in need of repair at costs beyond the means of local agencies. Local port authorities are having trouble keeping the infrastructure intact especially for our agricultural and mining industries because the transportation and disposal of dredge material is restricted to fewer locations for either temporary or permanent disposal due to environmental regulations.

Project proposals are prioritized based on need, employment generated and overall economic benefit. Mn/DOT's Office of Freight and Commercial Vehicle Operations, working with the state's port authorities, had identified a list of potential harbor improvement projects for 2006 and beyond. Past project include rehabilitating or improving rail and truck access, dock walls, building roofs, sprinkler and electrical systems, mobile handling equipment and adding warehouse capacity.

The Minnesota Legislature has made the following appropriations to the Port Development Assistance Program:

- 1996 - \$3 million (Bonds)
- 1998 - \$3 million (Bonds)
- 1998 - \$1.5 million (General Funds)

- 2000 - \$2 million (General Funds)
- 2001 - \$1 million (General Funds)
- 2003 - \$2 million (Bonds)
- 2005 - \$2 million (Bonds)
- 2006 - \$3 million (Bonds)
- 2008 - \$500,000 (General Funds)
- 2009 - \$3 million (Bonds)

To date, total state appropriations for the Port Development Assistance Program amount to \$21 million. The Ports have identified nearly \$40 million of port development needs.

According to Minnesota law, Port Development Assistance funds cannot be added to other state sponsored port investments. Port Development funds can be used with federal and local dollars to complete projects that benefit a port.

The following table identifies funds each port would spend on Port Development Assistance if the Minnesota Legislature appropriated funds. Except for the 2009 and 2010 funding for the St. Paul Port Authority and the Red Wing Port Authority, there are no additional State funds available for Port Development at this time.

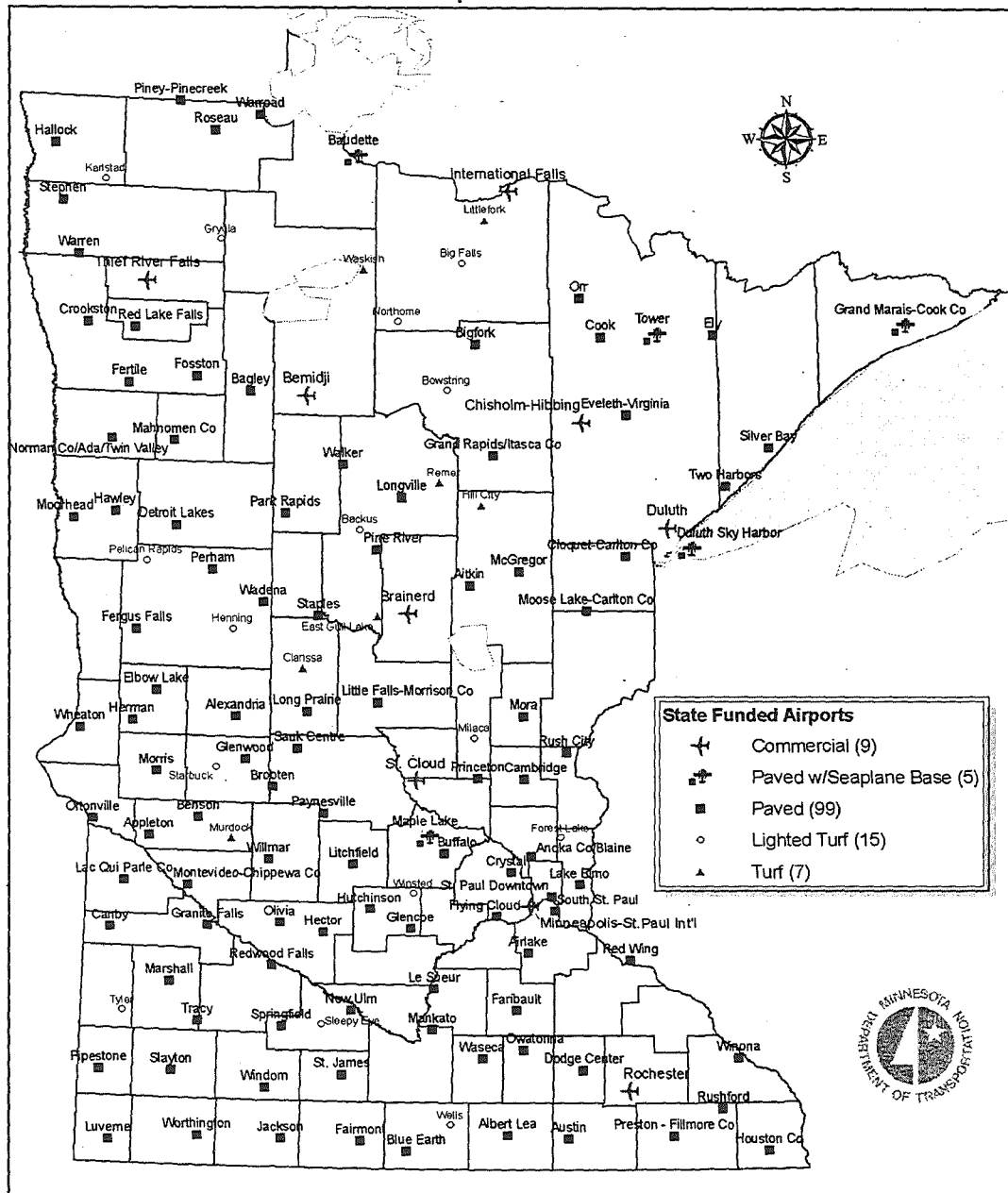
Additional information about the Port Development Assistance Program may be obtained from Dick Lambert, Ports and Waterways Section, Office of Freight and Commercial Vehicle Operations, at (651) 366-3683 or email: dick.lambert@dot.state.mn.us

Figure B-2
PORT DEVELOPMENT ASSISTANCE PROGRAM
ANTICIPATED EXPENDITURES BY PORT AND YEAR

PORT	2010	2011	2012	2013	TOTAL
Duluth	\$1,500,000	\$1,500,000	\$1,500,000	\$1,500,000	\$6,000,000
Minneapolis	-0-	-0-	-0-	-0-	-0-
St. Paul	\$1,500,000	\$1,000,000	\$1,000,000	\$1,000,000	\$4,500,000
Red Wing	-0-	\$500,000	-0-	\$500,000	\$1,000,000
Winona	-0-	-0-	\$500,000	-0-	\$500,000
TOTAL	\$3,000,000	\$3,000,000	\$3,000,000	\$3,000,000	\$12,000,000

Minnesota Aeronautics Capital Improvement Program

State Funded Airports in Minnesota



Mn/DOT Office of Aeronautics

AERONAUTICS

Christopher T. Roy

(651) 234-7210

222 E. Plato Blvd

St. Paul, Minnesota 55107

General Information: (651) 234-7200

1-800-657-3922

FAX: (651) 234-7261

MINNESOTA AERONAUTICS AIRPORT CAPITAL IMPROVEMENT PROGRAM

Legislation

State:

Minnesota Statutes 360 (MS 360), Aeronautics, is the enabling legislation under which the Minnesota Department of Transportation (Mn/DOT), Office of Aeronautics operates. One of the primary directives of this Statute is to promote aviation and aviation safety in Minnesota. MS 360 also establishes a dedicated "State Airport System," and a dedicated "State Airport Fund." This fund derives revenue from four sources: aircraft registration tax, aviation fuel tax, airline flight property tax, and interest earned on the fund.

The Legislature appropriates monies from the State Airport Fund on a biennial basis to support the state funded aviation programs and activities. The major appropriations are for airport grant-in-aid programs, which support the continued development and maintenance of the State Airport System.

Federal:

The legislative authorization for the Airport Improvement Program (AIP), contained in the "Vision 100 – Century of Flight Authorization Act of 2003," expired at the end of fiscal year (FY) 2007. At the time of this publishing Congress was working on new authorization language. The new authorization will establish funding levels for aviation.

Currently, commercial service airports receive primary entitlement funds, based on the number of passenger enplanements. Airports with at least 10,000 annual enplanements receive a minimum of \$1 million in entitlement funds. Commercial service airports may also collect a passenger facility charge (PFC) from enplaning passengers to supplement AIP funding. The current limit on PFCs is \$4.50 per passenger. Non-primary (i.e. general aviation, reliever and non-primary commercial service) airports also receive entitlements of up to \$150,000 per year. Continuation of a non-primary entitlement program is being considered by Congress. AIP discretionary funds are available to eligible airports. Projects funded with discretionary funds must compete for those funds on a nationwide basis.

Minnesota Chapter 360 requires that the state act as agent on behalf of airport municipalities for making application, and for receiving and disbursing federal funds. The Mn/DOT, Office of Aeronautics is the designated state agent for providing this coordination.

Eligibility

State:

To be eligible for state grants-in-aid, the airport must be owned by a municipality, licensed for public use, and identified in the State Airport System as designated by the Commissioner of Transportation and approved by the Governor. It must also be zoned or in the process of being zoned. Currently there are 136 publicly-owned airports in Minnesota.

Federal:

To be eligible for federal grants-in-aid, an airport must be in the National Plan of Integrated Airport Systems (NPIAS). To qualify, an airport must be more than 30 minutes driving time from the nearest existing NPIAS airport and must have a minimum of 10 based aircraft. Currently, there are 97 airports in Minnesota in the NPIAS.

Project Identification

A five-year Capital Improvement Program (CIP) is maintained for all public airports in Minnesota. Updates to the CIP are submitted to the Office of Aeronautics annually by the governing body responsible for the airports, usually a municipality. Local decision, and the availability of the local matching funds, will cause some projects to move to future years.

State:

The Minnesota CIP for airports is the result of the annual input received from the municipalities and funding availability for construction grants each fiscal year.

Several factors influence the selection of project elements for state funding. Inclusion in the State Airport System Plan (SASP), approved airport master plans and airport layout plans (ALP), statewide airport pavement management information, and licensing and inspection reports are some of the considerations for funding.

It is anticipated that \$10.5 million in FY 2010 and \$8.3 million in FY 2011 will be available for airport construction grants. Projects in 2010 through 2013 are based on CIP information submitted by airports in September of 2008.

Federal:

The Federal Aviation Administration (FAA) also maintains an Airport Capital Improvement Program (ACIP) for airports included in the NPIAS. In Minnesota, the ACIP is developed based on input from the Office of Aeronautics and the state CIP. Projects are prioritized by the Office of Aeronautics based on criteria such as completion of a multi-phase project, safety, and system needs. The FAA has ranking criteria for projects based on a formula that awards points for various project elements. The rank ranges from 0 to 100, with 100 being the highest priority. The ACIP list is developed by the FAA, Minneapolis Airports District Office with input from Mn/DOT, Aeronautics, and submitted to compete nationally for AIP funds.

Approximately \$63.7 million in federal AIP grants were issued in Minnesota during federal fiscal year 2008.

ATP: 1

Fiscal Year: 2010

STIP for FY 2010 - 2013

Airport	Description	Total Project Cost	FAA Funding	State Funding	Municipal Funding
AITKIN MUNICIPAL AIRPORT - STEVE KURTZ FIELD	RUNWAY 16/34 GPS APPROACH SURVEY	40,000	40,000	0	0
AITKIN MUNICIPAL AIRPORT - STEVE KURTZ FIELD	LAND ACQ. - RWY 26 RPZ (7 ACRES)	45,000	42,750	0	2,250
AITKIN MUNICIPAL AIRPORT - STEVE KURTZ FIELD	PUBLIC FUEL FACILITY - 100LL & JET-A	235,000	223,250	0	11,750
AITKIN MUNICIPAL AIRPORT - STEVE KURTZ FIELD	AIRPORT ZONING	40,000	0	28,000	12,000
AITKIN MUNICIPAL AIRPORT - STEVE KURTZ FIELD	LAND ACQ. - RWY 34 NON-PRECISION RPZ (6 ACRE	40,000	38,000	0	2,000
BIG FALLS MUNICIPAL AIRPORT	CONSTRUCT BULLETIN BOARD	1,000	0	800	200
BIG FALLS MUNICIPAL AIRPORT	CONSTRUCT PUBLIC RESTROOM FACILITY	2,000	0	1,600	400
BIGFORK MUNICIPAL AIRPORT	RECONSTRUCT TWY & APRON	300,000	0	240,000	60,000
BIGFORK MUNICIPAL AIRPORT	EXTEND RWY 15 900' NW	1,000,000	0	800,000	200,000
BIGFORK MUNICIPAL AIRPORT	RECONSTRUCT RUNWAY 15/33 [3,100' X 75']	1,100,000	0	880,000	220,000
CHISHOLM-HIBBING MUNICIPAL AIRPORT	FILTER FOR JET FUEL	12,000	0	6,000	6,000
CHISHOLM-HIBBING MUNICIPAL AIRPORT	DNR HANGAR W/SITE PREP	2,800,000	0	308,000	2,492,000
CHISHOLM-HIBBING MUNICIPAL AIRPORT	FBO ADDITION (WESTERN APRON BUILDING)	600,000	0	300,000	300,000
CHISHOLM-HIBBING MUNICIPAL AIRPORT	REHABILITATE NW HANGAR (ARROWHEAD BLDG.)	450,000	0	202,500	247,500
CHISHOLM-HIBBING MUNICIPAL AIRPORT	12 UNIT T-HANGAR [HANGAR LOAN]	310,000	0	310,000	0
CHISHOLM-HIBBING MUNICIPAL AIRPORT	AVIATION CAMPING AREA	45,600	0	0	45,600
CHISHOLM-HIBBING MUNICIPAL AIRPORT	TRUCK W/SPREADER	350,000	332,500	0	17,500
CHISHOLM-HIBBING MUNICIPAL AIRPORT	12 UNIT T-HANGAR - SITE PREPARATION	105,000	0	52,500	52,500
CLOQUET-CARLTON COUNTY AIRPORT	HANGAR SITE PREPARATION	350,000	332,500	0	17,500
COOK MUNICIPAL AIRPORT	EXTEND RWY 13/31 & PARALLEL TWY - DESIGN	120,000	114,000	0	6,000
COOK MUNICIPAL AIRPORT	INSTALL PAPIS 13/31	70,000	66,500	0	3,500
COOK MUNICIPAL AIRPORT	FINISHING MOWER	18,000	0	12,001	5,999
COOK MUNICIPAL AIRPORT	RECONSTRUCT RWY 13/31 [3,200' X 75']	800,000	760,000	0	40,000
COOK MUNICIPAL AIRPORT	EXTEND RWY 13/31 800' - CONSTRUCT	600,000	570,000	0	30,000
COOK MUNICIPAL AIRPORT	PARALLEL TXY 13/31 (4000' X 35')	320,000	304,000	0	16,000
COOK MUNICIPAL AIRPORT	3/4 TON TRUCK W/9' PLOW	40,000	38,000	0	2,000

ATP: 1

Fiscal Year: 2010

STIP for FY 2010 - 2013

Airport	Description	Total Project Cost	FAA Funding	State Funding	Municipal Funding
COOK MUNICIPAL AIRPORT	SECURITY ITEMS WITH PROJECT FENCING	50,000	47,500	0	2,500
COOK MUNICIPAL AIRPORT	EXPAND APRON	50,000	47,500	0	2,500
COOK MUNICIPAL AIRPORT	INSTALL REILS - 13/31	40,000	38,000	0	2,000
COOK MUNICIPAL AIRPORT	EXTEND RWY 13/31 - LIGHTING	40,000	38,000	0	2,000
COOK MUNICIPAL AIRPORT	TAXIWAY TO NEW HANGAR AREA	150,000	142,500	0	7,500
DULUTH INTERNATIONAL AIRPORT	SECURITY UPGRADE (DVR, FENCE)	150,000	0	105,000	45,000
DULUTH INTERNATIONAL AIRPORT	MPSH HANGAR	2,869,000	0	1,434,500	1,434,500
DULUTH INTERNATIONAL AIRPORT	RELOCATE TERMINAL (PH 1 - PARKING)	2,282,000	0	1,369,200	912,800
DULUTH INTERNATIONAL AIRPORT	REPLACE SRE (#23 BLOWER) (PFC #7)	600,000	0	600,000	0
DULUTH INTERNATIONAL AIRPORT	PAVEMENT MAINTENANCE	100,000	0	70,000	30,000
DULUTH INTERNATIONAL AIRPORT	SKID STEER	35,000	0	23,335	11,666
DULUTH INTERNATIONAL AIRPORT	REPLACE #12 OPERATIONS TRUCK	25,000	0	16,667	8,334
DULUTH INTERNATIONAL AIRPORT	STORM SEWER REHAB	300,000	285,000	0	15,000
DULUTH INTERNATIONAL AIRPORT	STORM WATER POLLUTION PREVENTION PLAN	20,000	19,000	0	1,000
DULUTH INTERNATIONAL AIRPORT	PCN EVALUATION	3,500	3,325	0	175
DULUTH INTERNATIONAL AIRPORT	RANCH HANGARS (2) [HANGAR LOAN]	800,000	0	800,000	0
DULUTH SKY HARBOR AIRPORT	STORM WATER POLLUTION PREVENTION PLAN	10,000	9,500	0	500
DULUTH SKY HARBOR AIRPORT	SEAPLANE BASE RETAINING WALL	80,000	76,000	0	4,000
DULUTH SKY HARBOR AIRPORT	FIRE SUPPRESSION SYSTEM	90,000	85,500	0	4,500
DULUTH SKY HARBOR AIRPORT	RELOCATE RUNWAY - DESIGN	450,000	427,500	0	22,500
DULUTH SKY HARBOR AIRPORT	RECONSTRUCT APRON (PH 1)	775,000	736,250	0	38,750
DULUTH SKY HARBOR AIRPORT	OVERHEAD DOOR REPLACEMENT	6,000	0	3,000	3,000
DULUTH SKY HARBOR AIRPORT	PLOW TRUCK	60,000	0	40,000	20,000
ELY MUNICIPAL AIRPORT	ARRIVAL/DEPART. BUILDING MAINTENANCE	25,000	0	17,500	7,500
ELY MUNICIPAL AIRPORT	REPLACE ARRIVAL/DEPART. BUILDING ROOF	45,000	0	31,500	13,500
ELY MUNICIPAL AIRPORT	CRACK SEALING	25,000	23,750	0	1,250

ATP: 1

Fiscal Year: 2010

STIP for FY 2010 - 2013

Airport	Description	Total Project Cost	FAA Funding	State Funding	Municipal Funding
EVELETH-VIRGINIA MUNICIPAL AIRPORT	EA FOR RWY 27 EXTENSION & 9/27 PARALLEL TWY	80,000	76,000	0	4,000
EVELETH-VIRGINIA MUNICIPAL AIRPORT	CRACK SEALING & REPAIR	10,000	9,500	0	500
FALLS INTERNATIONAL AIRPORT	CRACK SEALING	50,000	47,500	0	2,500
FALLS INTERNATIONAL AIRPORT	LAND ACQUISITION	50,000	47,500	0	2,500
FALLS INTERNATIONAL AIRPORT	PLOW TRUCK	500,000	475,000	0	25,000
FALLS INTERNATIONAL AIRPORT	PASSENGER JET LOADER	600,000	570,000	0	30,000
FALLS INTERNATIONAL AIRPORT	TERMINAL EXPANSION/REMODEL	7,000,000	6,650,000	0	350,000
GRAND MARAIS-COOK COUNTY AIRPORT	DESIGN PARALLEL TWY 9/27	500,000	475,000	0	25,000
GRAND MARAIS-COOK COUNTY AIRPORT	DESIGN RWY 9/27 WIDENING/EXTENSION	1,000,000	950,000	0	50,000
GRAND RAPIDS/ITASCA CO-GORDON NEWSTROM FLD	AIRPORT ZONING (RETROACTIVE)	20,000	0	14,000	6,000
GRAND RAPIDS/ITASCA CO-GORDON NEWSTROM FLD	TERMINAL REMODEL - GA A/D BLDG (@70/30) WIT	100,000	0	70,000	30,000
GRAND RAPIDS/ITASCA CO-GORDON NEWSTROM FLD	STORM WATER BMPS - FUEL TANK COVERS (POSS	75,000	0	37,500	37,500
GRAND RAPIDS/ITASCA CO-GORDON NEWSTROM FLD	WASHRACK/RESTROOM - NORTH HANGAR AREA	50,000	0	0	50,000
GRAND RAPIDS/ITASCA CO-GORDON NEWSTROM FLD	FUEL STATION - SELF SERVICE 100LL	25,000	0	12,500	12,500
GRAND RAPIDS/ITASCA CO-GORDON NEWSTROM FLD	RWY 16 - RELOCATE THRESHOLD TO NORTH	200,000	190,000	0	10,000
GRAND RAPIDS/ITASCA CO-GORDON NEWSTROM FLD	AIRFIELD DRAINAGE UPGRADE	100,000	95,000	0	5,000
GRAND RAPIDS/ITASCA CO-GORDON NEWSTROM FLD	CRACK SEAL - TERMINAL/FBO RAMP	30,000	0	21,000	9,000
MCGREGOR - ISEDOR IVERSON AIRPORT	INSTALL FENCE AROUND FUEL SYSTEM	2,000	0	1,000	1,000
MCGREGOR - ISEDOR IVERSON AIRPORT	WILDLIFE HAZARD ASSESSMENT	5,000	0	4,000	1,000
MCGREGOR - ISEDOR IVERSON AIRPORT	ZONING - RWY 14/32 EXTENSION & CROSSWIND R	20,000	0	16,000	4,000
MCGREGOR - ISEDOR IVERSON AIRPORT	SEAL CRACKS - ROUTE AND FILL	40,000	0	32,000	8,000
MCGREGOR - ISEDOR IVERSON AIRPORT	E. A. - RWY 14/32 EXTENSION & CROSSWIND RWY	80,000	0	64,000	16,000
MOOSE LAKE-CARLTON COUNTY AIRPORT	SMALL TRACTOR/MOWER	12,000	0	8,000	4,000
MOOSE LAKE-CARLTON COUNTY AIRPORT	EXTEND RWY 4/22 - ENV. ASSESSMENT	80,000	76,000	0	4,000
MOOSE LAKE-CARLTON COUNTY AIRPORT	SRE BUILDING UPGRADE	100,000	95,000	0	5,000
NORTHOME MUNICIPAL AIRPORT	REHAB BEACON	7,000	0	5,600	1,400

ATP: 1

Fiscal Year: 2010

STIP for FY 2010 - 2013

Airport	Description	Total Project Cost	FAA Funding	State Funding	Municipal Funding
ORR REGIONAL AIRPORT	RECONSTRUCT RWY, TXWY, APN	650,000	617,500	0	32,500
ORR REGIONAL AIRPORT	NEW WELL FOR A/D BUILDING & HANGAR	7,500	0	5,250	2,250
ORR REGIONAL AIRPORT	UNICOM RADIO EQUIPMENT	10,000	0	6,667	3,333
ORR REGIONAL AIRPORT	REPLACE SEPTIC FOR A/D BUILDING & HANGAR	15,000	0	10,500	4,500
ORR REGIONAL AIRPORT	PARKING LOT REHAB	100,000	95,000	0	5,000
SILVER BAY MUNICIPAL AIRPORT - WAYNE JOHNSON	REMOVE A/D BUILDING	100	95	0	5
SILVER BAY MUNICIPAL AIRPORT - WAYNE JOHNSON	SRE TRACTOR W/ PLOW & BROOM	95,000	90,250	0	4,750
SILVER BAY MUNICIPAL AIRPORT - WAYNE JOHNSON	FENCING - PERIMETER & TERMINAL AREA	500,000	475,000	0	25,000
SILVER BAY MUNICIPAL AIRPORT - WAYNE JOHNSON	FLAIL MOWER	25,000	0	16,667	8,334
TOWER MUNICIPAL AIRPORT	PAPIS- 8 APPR ON 8/26	75,000	71,250	0	3,750
TOWER MUNICIPAL AIRPORT	AUTOMATED WEATHER STATION (STATE NAVAID	75,000	0	75,000	0
TOWER MUNICIPAL AIRPORT	RELOCATE CR 697	250,000	237,500	0	12,500
TOWER MUNICIPAL AIRPORT	ALP UPDATE WITH REPORT	50,000	47,500	0	2,500
TOWER MUNICIPAL AIRPORT	HANGAR AREA TAXILANE EXT. - EA & WETLAND	25,000	23,750	0	1,250
TOWER MUNICIPAL AIRPORT	RESURFACE RWY 8/26, TAXIWAYS & APRON	710,000	674,500	0	35,500
TWO HARBORS MUNICIPAL - RICHARD B. HELGESON FIELD	RELOCATE AWOS	15,000	0	15,000	0
Summary for Year = (94 projects)		\$32,212,700	\$16,929,670	\$8,066,785	\$7,216,245

ATP: 1

Fiscal Year: 2011

STIP for FY 2010 - 2013

Airport	Description	Total Project Cost	FAA Funding	State Funding	Municipal Funding
AITKIN MUNICIPAL AIRPORT - STEVE KURTZ FIELD	HANGAR SITE PREP & TAXILANE	80,000	0	40,000	40,000
BIGFORK MUNICIPAL AIRPORT	MOWERS (2)	20,000	0	13,333	6,667
BIGFORK MUNICIPAL AIRPORT	PAVE ENTRANCE ROAD	50,000	0	40,000	10,000
BIGFORK MUNICIPAL AIRPORT	HANGAR SITE PREPARATION	100,000	0	50,000	50,000
CHISHOLM-HIBBING MUNICIPAL AIRPORT	EXTEND RWY 13/31 TO 7,500'	3,500,000	3,325,000	0	175,000
CHISHOLM-HIBBING MUNICIPAL AIRPORT	EXTEND RWY 13/31 - LAND ACQUISITION	50,000	47,500	0	2,500
CHISHOLM-HIBBING MUNICIPAL AIRPORT	TWY C HITLS	120,000	114,000	0	6,000
CHISHOLM-HIBBING MUNICIPAL AIRPORT	EXTEND RWY 13/31 - DESIGN	250,000	237,500	0	12,500
CLOQUET-CARLTON COUNTY AIRPORT	TERMINAL FENCING / GATES	600,000	570,000	0	30,000
CLOQUET-CARLTON COUNTY AIRPORT	EXTEND RWY 17/35 - JUSTIFICATION / ENV. ASSESS	70,000	66,500	0	3,500
DULUTH INTERNATIONAL AIRPORT	REPLACE SRE #42 TANDEM PLOW/SAND TRUCK	140,000	133,000	0	7,000
DULUTH INTERNATIONAL AIRPORT	WHEEL LOADER W/ATTACHMENTS	250,000	237,500	0	12,500
DULUTH INTERNATIONAL AIRPORT	PAVEMENT MAINTENANCE	100,000	0	70,000	30,000
DULUTH INTERNATIONAL AIRPORT	HANGAR DOOR REPLACEMENT (BLDG 104) BAY 11	175,000	0	122,500	52,500
DULUTH INTERNATIONAL AIRPORT	RELOCATE TERMINAL (PH 2 - PARKING)	2,182,000	0	2,182,000	0
DULUTH INTERNATIONAL AIRPORT	RELOCATE TERMINAL (PH 1) - CONSTRUCT	15,035,000	13,531,500	751,750	751,750
DULUTH SKY HARBOR AIRPORT	PAVEMENT MAINTENANCE	25,000	23,750	0	1,250
DULUTH SKY HARBOR AIRPORT	RECONSTRUCT APRON (PH 2)	400,000	380,000	0	20,000
DULUTH SKY HARBOR AIRPORT	RELOCATE RUNWAY (PH 1)	4,000,000	3,800,000	0	200,000
DULUTH SKY HARBOR AIRPORT	OVERHEAD DOOR REPLACEMENT	75,000	0	37,500	37,500
DULUTH SKY HARBOR AIRPORT	A/D BUILDING IMPROVEMENTS	80,000	0	56,000	24,000
ELY MUNICIPAL AIRPORT	RESURFACE ENTRANCE ROAD & PARKING LOT	100,000	95,000	0	5,000
EVELETH-VIRGINIA MUNICIPAL AIRPORT	EXTEND RWY 9/27 - DESIGN	150,000	142,500	0	7,500
EVELETH-VIRGINIA MUNICIPAL AIRPORT	CRACK SEALING & REPAIR	10,000	9,500	0	500
EVELETH-VIRGINIA MUNICIPAL AIRPORT	WETLAND MITIGATION	40,000	38,000	0	2,000
FALLS INTERNATIONAL AIRPORT	LAND ACQUISITION	50,000	47,500	0	2,500

ATP: 1

Fiscal Year: 2011

STIP for FY 2010 - 2013

Airport	Description	Total Project Cost	FAA Funding	State Funding	Municipal Funding
FALLS INTERNATIONAL AIRPORT	PAVEMENT REHABILITATION	100,000	95,000	0	5,000
GRAND MARAIS-COOK COUNTY AIRPORT	WIDEN RWY 9/27 TO 100' (PH 1 - GRADING)	5,000,000	4,750,000	0	250,000
GRAND RAPIDS/ITASCA CO-GORDON NEWSTROM FLD	HANGAR BLDG AREA - SITE PREP	150,000	142,500	0	7,500
GRAND RAPIDS/ITASCA CO-GORDON NEWSTROM FLD	SRE REPLACEMENT - ROLBA SNOW THROWER	450,000	427,500	0	22,500
GRAND RAPIDS/ITASCA CO-GORDON NEWSTROM FLD	RUNWAY 10/28 - REFURBISH TURF	75,000	0	52,500	22,500
MCGREGOR - ISEDOR IVERSON AIRPORT	LAND ACQ. - CROSSWIND RWY 5/23	200,000	0	160,000	40,000
MCGREGOR - ISEDOR IVERSON AIRPORT	TRACTOR/MOWER	75,000	0	50,000	25,000
MCGREGOR - ISEDOR IVERSON AIRPORT	WETLAND MITIGATION	80,000	0	64,000	16,000
MOOSE LAKE-CARLTON COUNTY AIRPORT	ZONING FOR RWY EXTENSION	5,000	0	3,500	1,500
MOOSE LAKE-CARLTON COUNTY AIRPORT	EXTEND RWY 4/22	200,000	190,000	0	10,000
MOOSE LAKE-CARLTON COUNTY AIRPORT	MILL & RESURFACE RWY 4/22	200,000	190,000	0	10,000
NORTHOME MUNICIPAL AIRPORT	TRACTOR/MOWER	15,000	0	10,001	5,000
ORR REGIONAL AIRPORT	SRE PLOW	250,000	237,500	0	12,500
SILVER BAY MUNICIPAL AIRPORT - WAYNE JOHNSON	IMPROVE RUNWAY DRAINAGE	200,000	190,000	0	10,000
TOWER MUNICIPAL AIRPORT	HANGAR AREA TAXILANE EXT. - PURCHASE WETL	125,000	118,750	0	6,250
TWO HARBORS MUNICIPAL - RICHARD B. HELGESON FIELD	RELOCATE WINDCONE	10,000	9,500	0	500
TWO HARBORS MUNICIPAL - RICHARD B. HELGESON FIELD	RESURFACING RUNWAY, TAXIWAY, & APRON	1,100,000	1,045,000	0	55,000
Summary for Year = 2011 (43 projects)		\$35,887,000	\$30,194,500	\$3,703,084	\$1,989,416

ATP: 1

Fiscal Year: 2012

STIP for FY 2010 - 2013

Airport	Description	Total Project Cost	FAA Funding	State Funding	Municipal Funding
BIGFORK MUNICIPAL AIRPORT	AVGAS FACILITY	90,000	0	45,000	45,000
CHISHOLM-HIBBING MUNICIPAL AIRPORT	PASSENGER LOADING BRIDGE	400,000	380,000	0	20,000
CHISHOLM-HIBBING MUNICIPAL AIRPORT	REMODEL PASSENGER TERMINAL	2,000,000	1,900,000	0	100,000
DULUTH INTERNATIONAL AIRPORT	MULTIPURPOSE PLOW/SWEEPER	700,000	665,000	0	35,000
DULUTH INTERNATIONAL AIRPORT	TERMINAL (PH 2) - CONSTRUCT	18,800,000	16,168,000	1,316,000	1,316,000
DULUTH INTERNATIONAL AIRPORT	TERMINAL PARKING LOT (PH 3)	2,670,000	0	2,670,000	0
DULUTH INTERNATIONAL AIRPORT	UPDATE ALP / MASTER PLAN	400,000	0	280,000	120,000
DULUTH INTERNATIONAL AIRPORT	RETROFIT HANGAR DOOR (BLDG 104) BAY 9&10	175,000	0	122,500	52,500
DULUTH INTERNATIONAL AIRPORT	REPLACE SRE #6 3/4-TON PLOW TRUCK	40,000	0	26,668	13,332
DULUTH INTERNATIONAL AIRPORT	PAVEMENT MAINTENANCE	100,000	0	70,000	30,000
DULUTH SKY HARBOR AIRPORT	RELOCATE RWY - PHASE 2	4,000,000	3,800,000	0	200,000
DULUTH SKY HARBOR AIRPORT	PAVEMENT MAINTENANCE	25,000	0	17,500	7,500
DULUTH SKY HARBOR AIRPORT	HANGAR CONSTRUCTION	500,000	0	0	500,000
ELY MUNICIPAL AIRPORT	SOUTH SIDE HANGAR SITE PREP - PHASE 1	185,500	176,225	0	9,275
ELY MUNICIPAL AIRPORT	NORTH SIDE APRON EXPANSION - PHASE 1	340,000	323,000	0	17,000
ELY MUNICIPAL AIRPORT	SOUTH SIDE TAXIWAY/APRON - PHASE 1	950,000	902,500	0	47,500
EVELETH-VIRGINIA MUNICIPAL AIRPORT	PARALLEL TWY 9/27 - DESIGN	160,000	152,000	0	8,000
EVELETH-VIRGINIA MUNICIPAL AIRPORT	EXTEND RWY 9/27 - CONSTRUCTION	2,350,000	2,232,500	0	117,500
FALLS INTERNATIONAL AIRPORT	GA APRON LIGHTING	50,000	47,500	0	2,500
FALLS INTERNATIONAL AIRPORT	LAND ACQUISITION	50,000	47,500	0	2,500
FALLS INTERNATIONAL AIRPORT	PAVEMENT REHABILITATION	50,000	47,500	0	2,500
FALLS INTERNATIONAL AIRPORT	RWY 4/22 MIRLS & MITLS	50,000	47,500	0	2,500
FALLS INTERNATIONAL AIRPORT	FENCE MALSR AREA	200,000	190,000	0	10,000
FALLS INTERNATIONAL AIRPORT	MAINTENANCE HANGAR	1,000,000	950,000	0	50,000
GRAND MARAIS-COOK COUNTY AIRPORT	WIDEN RWY 9/27 TO 100' (PH 2 - PAVING/LIGHTING)	5,000,000	4,750,000	0	250,000
GRAND RAPIDS/ITASCA CO-GORDON NEWSTROM FLD	ENV. ASSESSMENT - RWY 16/34 EXTENSION	10,000	9,500	0	500

ATP: 1

Fiscal Year: 2012

STIP for FY 2010 - 2013

Airport	Description	Total Project Cost	FAA Funding	State Funding	Municipal Funding
GRAND RAPIDS/ITASCA CO-GORDON NEWSTROM FLD	LAND ACQ. - SO. BOUNDARY TRACT 56	120,000	114,000	0	6,000
GRAND RAPIDS/ITASCA CO-GORDON NEWSTROM FLD	CRACK SEAL - TAXIWAY A & HANGAR AREA	30,000	0	21,000	9,000
MCGREGOR - ISEDOR IVERSON AIRPORT	CROSSWIND RWY 5/23 CONSTRUCTION - TURF	400,000	0	320,000	80,000
MOOSE LAKE-CARLTON COUNTY AIRPORT	A/D BUILDING	250,000	237,500	0	12,500
NORTHOME MUNICIPAL AIRPORT	ADDITIONAL GRAVEL ENTRANCE ROAD LANE	10,000	0	8,000	2,000
ORR REGIONAL AIRPORT	MAINTENANCE BUILDING 55' X 85'	300,000	285,000	0	15,000
SILVER BAY MUNICIPAL AIRPORT - WAYNE JOHNSON	PAVEMENT REHABILITATION	120,000	114,000	0	6,000
SILVER BAY MUNICIPAL AIRPORT - WAYNE JOHNSON	EXTEND RWY 7/25 -E.A.	65,000	61,750	0	3,250
TOWER MUNICIPAL AIRPORT	HANGAR AREA TAXILANE EXT.	100,000	95,000	0	5,000
Summary for Year = 2012 (35 projects)		\$41,690,500	\$33,695,975	\$4,896,668	\$3,097,857

ATP: 1

Fiscal Year: 2013

STIP for FY 2010 - 2013

Airport	Description	Total Project Cost	FAA Funding	State Funding	Municipal Funding
AITKIN MUNICIPAL AIRPORT - STEVE KURTZ FIELD	S.W. HANGAR AREA SITE PREP & PAVING - PHASE I	400,000	380,000	0	20,000
BIGFORK MUNICIPAL AIRPORT	A/D BUILDING	200,000	0	160,000	40,000
BIGFORK MUNICIPAL AIRPORT	MULTI PLANE STORAGE HANGAR (LOAN)	325,000	0	325,000	0
CHISHOLM-HIBBING MUNICIPAL AIRPORT	RECONSTRUCT ABANDONED WEST TWY & MAIN A	900,000	855,000	0	45,000
CLOQUET-CARLTON COUNTY AIRPORT	EXTEND RWY 17/35 - GRADING	300,000	285,000	0	15,000
COOK MUNICIPAL AIRPORT	CRACK SEAL RWY 13/31 & TWY	15,000	14,250	0	750
COOK MUNICIPAL AIRPORT	80' X 80' HANGAR W/SITE PREP	500,000	475,000	0	25,000
DULUTH INTERNATIONAL AIRPORT	PAVEMENT MAINTENANCE	100,000	0	70,000	30,000
DULUTH INTERNATIONAL AIRPORT	EXTEND RWY 3/21 & TWYS C&B - ENV. ASSESS.	400,000	380,000	0	20,000
DULUTH INTERNATIONAL AIRPORT	RETROFIT HANGAR DOOR (BUILDING 104)	175,000	0	122,500	52,500
DULUTH INTERNATIONAL AIRPORT	TERMINAL (PH 3) - CONSTRUCT	5,100,000	4,386,000	357,000	357,000
DULUTH INTERNATIONAL AIRPORT	DEICING PAD	3,200,000	3,040,000	0	160,000
DULUTH INTERNATIONAL AIRPORT	REPLACE EQUIPMENT (#26 W/HAGIE, MOWER, SPR	450,000	427,500	0	22,500
DULUTH INTERNATIONAL AIRPORT	TERMINAL APRON (PH 1) - CONSTRUCT	1,532,500	1,455,875	0	76,625
DULUTH INTERNATIONAL AIRPORT	1-TON UTILITY TRUCK	60,000	0	40,002	19,998
DULUTH SKY HARBOR AIRPORT	PAVEMENT MAINTENANCE	30,000	28,500	0	1,500
DULUTH SKY HARBOR AIRPORT	RELOCATE RUNWAY (PH 3)	2,000,000	1,900,000	0	100,000
ELY MUNICIPAL AIRPORT	NORTHWEST TAXIWAY	170,000	161,500	0	8,500
ELY MUNICIPAL AIRPORT	PARALLEL TAXIWAY - WETLAND MITIGATION	460,000	437,000	0	23,000
ELY MUNICIPAL AIRPORT	PARALLEL TAXIWAY - CONSTRUCT	2,753,602	2,615,922	0	137,680
EVELETH-VIRGINIA MUNICIPAL AIRPORT	CREDIT CARD READER FOR FUEL PUMPS	15,000	0	7,500	7,500
EVELETH-VIRGINIA MUNICIPAL AIRPORT	REPLACE FUEL STORAGE TANKS	50,000	0	25,000	25,000
EVELETH-VIRGINIA MUNICIPAL AIRPORT	JET-A PUMP REPLACEMENT (COMBO OVER-WING	15,000	0	7,500	7,500
EVELETH-VIRGINIA MUNICIPAL AIRPORT	RWY 9/ 27 MIRLS	350,000	332,500	0	17,500
EVELETH-VIRGINIA MUNICIPAL AIRPORT	REPLACE 100LL & MAINTENANCE VEHICLE FUEL P	17,000	9,350	1,700	5,950
GRAND MARAIS-COOK COUNTY AIRPORT	EXTEND RWY 9/27 TO 5,000' (PH 3)	4,000,000	3,800,000	0	200,000

ATP: 1

Fiscal Year: 2013

STIP for FY 2010 - 2013

Airport	Description	Total Project Cost	FAA Funding	State Funding	Municipal Funding
GRAND RAPIDS/ITASCA CO-GORDON NEWSTROM FLD	RWY 16/34 - RESURFACE & RESOLVE L-O-S ISSUES	1,000,000	950,000	0	50,000
GRAND RAPIDS/ITASCA CO-GORDON NEWSTROM FLD	RWY 16/34 - 1,500 FT. EXTENSION	3,000,000	2,850,000	0	150,000
MCGREGOR - ISEDOR IVERSON AIRPORT	SOUTH BLDG AREA - SITE PREPARATION PHASE 1	70,000	0	35,000	35,000
MOOSE LAKE-CARLTON COUNTY AIRPORT	WILDLIFE FENCES / SECURITY	375,000	356,250	0	18,750
NORTHOME MUNICIPAL AIRPORT	REMODEL HANGAR (CITY OWNED?)	10,000	0	10,000	0
SILVER BAY MUNICIPAL AIRPORT - WAYNE JOHNSON	EXTEND RWY 7/25 - LAND ACQUISITION	150,000	142,500	0	7,500
TOWER MUNICIPAL AIRPORT	T-HANGAR AREA - SITE PREP	200,000	190,000	0	10,000
TOWER MUNICIPAL AIRPORT	SRE-PLOW	100,000	95,000	0	5,000
Summary for Year = (34 projects)		\$28,423,102	\$25,567,147	\$1,161,202	\$1,694,753

ATP: 2
Fiscal Year: 2010
STIP for FY 2010 - 2013

Airport	Description	Total Project Cost	FAA Funding	State Funding	Municipal Funding
BAGLEY MUNICIPAL AIRPORT	A/D BUILDING	84,000	0	67,200	16,800
BAGLEY MUNICIPAL AIRPORT	PAVE ENTRANCE ROAD	55,000	0	44,000	11,000
BAUDETTE INTERNATIONAL AIRPORT	INSTALL INSTRUMENT LANDING SYSTEM (ILS)	400,000	0	400,000	0
BEMIDJI REGIONAL AIRPORT	PAVEMENT CRACK SEALING	35,000	33,250	0	1,750
BEMIDJI REGIONAL AIRPORT	PERIMETER ROAD PAVING (PH 1)	175,000	166,250	0	8,750
BEMIDJI REGIONAL AIRPORT	SNOW BLOWER & BROOM	750,000	712,500	0	37,500
BEMIDJI REGIONAL AIRPORT	TERMINAL EXPANSION - CONSTRUCTION (PH 2)	3,500,000	3,325,000	0	175,000
BEMIDJI REGIONAL AIRPORT	VOR	550,000	0	550,000	0
CROOKSTON MUNICIPAL AIRPORT - KIRKWOOD FIELD	CRACK REPAIR	15,000	0	10,500	4,500
CROOKSTON MUNICIPAL AIRPORT - KIRKWOOD FIELD	T-HANGAR SITE PREPARATION	131,164	72,140	27,544	31,479
CROOKSTON MUNICIPAL AIRPORT - KIRKWOOD FIELD	EXPAND FBO HANGAR	250,000	0	125,000	125,000
FERTILE MUNICIPAL AIRPORT	ALP UPDATE, SURVEY, ZONING, EIS	20,000	0	16,000	4,000
FERTILE MUNICIPAL AIRPORT	ARRIVAL/DEPARTURE BUILDING	120,000	0	96,000	24,000
FOSSTON MUNICIPAL AIRPORT	AIRPORT SIGNING	1,250	0	875	375
FOSSTON MUNICIPAL AIRPORT	REPLACE CARD CONTROL ON SELF FUELER	10,000	0	5,000	5,000
FOSSTON MUNICIPAL AIRPORT	PERIMETER FENCING	40,000	38,000	0	2,000
FOSSTON MUNICIPAL AIRPORT	SRE- SKID STEER	70,000	66,500	0	3,500
FOSSTON MUNICIPAL AIRPORT	PARALLEL TAXIWAY 16/34 CONST. PHASE 2	580,000	551,000	0	29,000
GRYGLA MUNICIPAL AIRPORT - MEL WILKENS FIELD	SNOW BLOWER W/CAB ATTACHMENT	15,000	0	10,000	5,000
HALLOCK MUNICIPAL AIRPORT	APRON AREA RECONSTRUCT-T-HANGAR, CAROUS	114,000	91,200	17,100	5,700
NORMAN COUNTY/ADA/TWIN VALLEY AIRPORT	SURFACE TREATMENT OF AIRPORT	70,000	0	56,000	14,000
NORMAN COUNTY/ADA/TWIN VALLEY AIRPORT	CRACK REPAIR & SEALING	6,000	0	4,800	1,200
NORMAN COUNTY/ADA/TWIN VALLEY AIRPORT	UPDATE SEPTIC SYSTEM	8,000	0	6,400	1,600
NORMAN COUNTY/ADA/TWIN VALLEY AIRPORT	OBSTRUCTION REMOVALS - TREES	10,000	0	8,000	2,000
NORMAN COUNTY/ADA/TWIN VALLEY AIRPORT	REMODEL A/D BLDG	15,000	0	12,000	3,000
PARK RAPIDS MUNICIPAL AIRPORT - KONSHOK FIELD	FENCING	130,000	123,500	0	6,500
PARK RAPIDS MUNICIPAL AIRPORT - KONSHOK FIELD	STORM SEWER	155,000	147,250	0	7,750

ATP: 2
Fiscal Year: 2010
STIP for FY 2010 - 2013

Airport	Description	Total Project Cost	FAA Funding	State Funding	Municipal Funding
RED LAKE FALLS MUNICIPAL AIRPORT	UNICOM RADIO	1,500	0	1,000	500
ROSEAU MUNICIPAL AIRPORT - RUDY BILLBERG FIELD	APRON RELOCATION	200,000	190,000	0	10,000
ROSEAU MUNICIPAL AIRPORT - RUDY BILLBERG FIELD	PARKING LOT RELOCATION	200,000	190,000	0	10,000
ROSEAU MUNICIPAL AIRPORT - RUDY BILLBERG FIELD	MOWER	30,000	0	20,000	10,000
THIEF RIVER FALLS REGIONAL AIRPORT	HANGAR AREA RESTORATION (6400 SQUARE YAR	210,000	63,000	73,500	73,500
THIEF RIVER FALLS REGIONAL AIRPORT	CARGO APRON DESIGN AND BUILD	550,000	522,500	0	27,500
THIEF RIVER FALLS REGIONAL AIRPORT	RECONSTRUCT RWY 13/31 & TAXIWAY - DESIGN	600,000	379,800	139,800	80,400
THIEF RIVER FALLS REGIONAL AIRPORT	EXTEND RWY 13/31 & TAXIWAY - DESIGN	400,000	253,200	93,200	53,600
THIEF RIVER FALLS REGIONAL AIRPORT	RESIGN RUNWAY FROM 3/21 TO 4/22	8,000	7,600	0	400
THIEF RIVER FALLS REGIONAL AIRPORT	TRACTOR W/SNOW BLOWER	650,000	617,500	0	32,500
THIEF RIVER FALLS REGIONAL AIRPORT	EXTEND RWY 13/31 LAND ACQUISITION (CURRENT	120,000	114,000	0	6,000
THIEF RIVER FALLS REGIONAL AIRPORT	(2) SUPPLEMENTAL WINDCONE-PART 139 RQD	30,000	28,500	0	1,500
THIEF RIVER FALLS REGIONAL AIRPORT	LARGE BAY HANGAR (100X150)	3,000,000	300,000	0	2,700,000
WARREN MUNICIPAL AIRPORT	HANGAR SITE PREP	60,000	0	30,000	30,000
WARREN MUNICIPAL AIRPORT	ASPHALT TAXIWAY CONSTRUCTION	140,000	0	112,000	28,000
WARREN MUNICIPAL AIRPORT	HANGAR (HANGAR LOAN)	150,000	0	150,000	0
WARROAD INTERNATIONAL MEMORIAL AIRPORT	SAND STORAGE SHED	31,000	29,450	0	1,550
WARROAD INTERNATIONAL MEMORIAL AIRPORT	CRACK REPAIR	10,000	0	7,000	3,000
WASKISH MUNICIPAL AIRPORT	MIRLS (MED INTENSITY RWY LTS)	30,000	0	24,000	6,000
Summary for Year = 2010 (46 projects)		\$13,729,914	\$8,022,140	\$2,106,919	\$3,600,855

ATP: 2

Fiscal Year: 2011

STIP for FY 2010 - 2013

Airport	Description	Total Project Cost	FAA Funding	State Funding	Municipal Funding
BAGLEY MUNICIPAL AIRPORT	TRACTOR W/MOWER	84,000	0	55,999	28,001
BAGLEY MUNICIPAL AIRPORT	AUTOMATED WEATHER STATION	105,000	0	105,000	0
BAUDETTE INTERNATIONAL AIRPORT	HANGAR SITE PREP	50,000	47,500	0	2,500
BAUDETTE INTERNATIONAL AIRPORT	8 UNIT T-HANGAR	450,000	0	450,000	0
BEMIDJI REGIONAL AIRPORT	AIRPORT ENTRY SIGNS (TWO)	108,000	102,600	0	5,400
BEMIDJI REGIONAL AIRPORT	NORTH SIDE TAXIWAYS	3,100,000	2,945,000	0	155,000
BEMIDJI REGIONAL AIRPORT	AIRPORT SERVICE VEHICLE (SUBURBAN)	50,000	0	25,000	25,000
BEMIDJI REGIONAL AIRPORT	EXPAND/REHABILITATE SRE BUILDING	2,000,000	1,900,000	0	100,000
BEMIDJI REGIONAL AIRPORT	AIRPORT MASTER PLAN	150,000	142,500	0	7,500
BEMIDJI REGIONAL AIRPORT	PAVEMENT CRACK SEALING	40,000	38,000	0	2,000
BEMIDJI REGIONAL AIRPORT	PARKING LOT / ENTRY CONSTRUCTION	1,500,000	1,425,000	0	75,000
BEMIDJI REGIONAL AIRPORT	PERIMETER ROAD PAVING (PH 2)	175,000	166,250	0	8,750
CROOKSTON MUNICIPAL AIRPORT - KIRKWOOD FIELD	REZONE AIRPORT FOR PRECISION APPROACHES	3,000	0	2,100	900
FERTILE MUNICIPAL AIRPORT	RESURFACE RWY 14/32 (2000')	850,000	0	680,000	170,000
FERTILE MUNICIPAL AIRPORT	EXTEND RUNWAY 14/32 500'	135,000	0	108,000	27,000
FERTILE MUNICIPAL AIRPORT	2000-FT TURF CROSSWIND RUNWAY	150,000	0	120,000	30,000
FOSSTON MUNICIPAL AIRPORT	MULTI PLANE HANGAR (LOAN)	500,000	0	500,000	0
FOSSTON MUNICIPAL AIRPORT	HANGAR SITE PREP	50,000	0	25,000	25,000
FOSSTON MUNICIPAL AIRPORT	OBSTRUCTION REMOVAL 5.25 ACRES	78,750	74,813	0	3,938
FOSSTON MUNICIPAL AIRPORT	CRACK REPAIR	10,000	9,500	0	500
FOSSTON MUNICIPAL AIRPORT	RAMP LIGHTING	35,000	33,250	0	1,750
GRYGLA MUNICIPAL AIRPORT - MEL WILKENS FIELD	MOWER	10,000	0	6,667	3,333
HALLOCK MUNICIPAL AIRPORT	REPLACE FUEL TANK	22,000	0	11,000	11,000
HALLOCK MUNICIPAL AIRPORT	ZONING	10,000	0	7,000	3,000
NORMAN COUNTY/ADA/TWIN VALLEY AIRPORT	PAPI	50,000	0	40,000	10,000
NORMAN COUNTY/ADA/TWIN VALLEY AIRPORT	CRACK REPAIR RUNWAY	10,000	0	8,000	2,000
PARK RAPIDS MUNICIPAL AIRPORT - KONSHOK FIELD	BROOM ATTACHMENT	60,000	57,000	0	3,000

ATP: 2

Fiscal Year: 2011

STIP for FY 2010 - 2013

Airport	Description	Total Project Cost	FAA Funding	State Funding	Municipal Funding
PINEY-PINECREEK BORDER AIRPORT	80 ACRE LAND PURCHASE & EASEMENT TO GRND	40,000	0	20,000	20,000
RED LAKE FALLS MUNICIPAL AIRPORT	FEE SIMPLE LAND PURCHASE (12-?? ACRES)	10,000	0	8,000	2,000
ROSEAU MUNICIPAL AIRPORT - RUDY BILLBERG FIELD	A/D BUILDING SITE PREP	50,000	47,500	0	2,500
ROSEAU MUNICIPAL AIRPORT - RUDY BILLBERG FIELD	FBO HANGAR SITE PREP	50,000	0	25,000	25,000
STEPHEN MUNICIPAL AIRPORT	EXTEND RUNWAY	300,000	0	240,000	60,000
THIEF RIVER FALLS REGIONAL AIRPORT	REPLACE RWY/TXY 13/31 LIGHTING	400,000	380,000	0	20,000
THIEF RIVER FALLS REGIONAL AIRPORT	RECONSTRUCT RWY 13/31 & TAXIWAY	13,350,000	8,450,550	3,110,550	1,788,900
THIEF RIVER FALLS REGIONAL AIRPORT	RELOCATE ILS & ALS SYSTEM (RWY 13/31)	3,000,000	2,850,000	0	150,000
THIEF RIVER FALLS REGIONAL AIRPORT	EXTEND RWY 13/31 & TAXIWAY	5,600,000	3,544,800	1,304,800	750,400
WARREN MUNICIPAL AIRPORT	ASPHALT APRON	100,000	0	80,000	20,000
WARROAD INTERNATIONAL MEMORIAL AIRPORT	RUNWAY 13 MALSR LIGHTS	400,000	380,000	0	20,000
WARROAD INTERNATIONAL MEMORIAL AIRPORT	CRACK REPAIR	10,000	0	7,000	3,000
WASKISH MUNICIPAL AIRPORT	A/ D BUILDING - ELECTRICAL	2,000	0	1,600	400
WASKISH MUNICIPAL AIRPORT	FENCE, GATES AND GRAVEL VEHICLE PARKING A	10,000	0	8,000	2,000
Summary for Year = 2011 (41 projects)		\$33,107,750	\$22,594,263	\$6,948,716	\$3,564,771

ATP: 2

Fiscal Year: 2012

STIP for FY 2010 - 2013

Airport	Description	Total Project Cost	FAA Funding	State Funding	Municipal Funding
BAGLEY MUNICIPAL AIRPORT	CRACK SEALING	19,000	0	15,200	3,800
BAGLEY MUNICIPAL AIRPORT	AVGAS FACILITY	63,000	0	31,500	31,500
BAUDETTE INTERNATIONAL AIRPORT	A/D BUILDING	500,000	0	350,000	150,000
BEMIDJI REGIONAL AIRPORT	NORTH SIDE HANGAR - SITE PREPARATION	108,000	0	54,000	54,000
BEMIDJI REGIONAL AIRPORT	NORTHSIDE HANGAR	540,000	0	0	540,000
BEMIDJI REGIONAL AIRPORT	EXPAND EAST APRON	1,000,000	950,000	0	50,000
BEMIDJI REGIONAL AIRPORT	REPLACEMENT SANDER	515,000	489,250	0	25,750
BEMIDJI REGIONAL AIRPORT	PERIMETER ROAD PAVING (PH 3)	175,000	166,250	0	8,750
BEMIDJI REGIONAL AIRPORT	AIRFIELD SECURITY SYSTEM	104,000	98,800	0	5,200
BEMIDJI REGIONAL AIRPORT	LAND ACQUISITION	100,000	95,000	0	5,000
BEMIDJI REGIONAL AIRPORT	PAVEMENT CRACK SEALING	40,000	38,000	0	2,000
CROOKSTON MUNICIPAL AIRPORT - KIRKWOOD FIELD	EXTEND RWY 13/31 700-FT & WIDEN TO 100-FT W/T	1,855,000	1,762,250	0	92,750
FERTILE MUNICIPAL AIRPORT	MIRLS, ETC. FOR GPS APPROACH	125,000	0	100,000	25,000
FOSSTON MUNICIPAL AIRPORT	AIRPORT UTILITIES	200,000	190,000	0	10,000
FOSSTON MUNICIPAL AIRPORT	REPLACE ARRIVAL-DEPARTURE BUILDING	250,000	237,500	0	12,500
HALLOCK MUNICIPAL AIRPORT	6 UNIT T-HANGAR	260,000	247,000	0	13,000
HALLOCK MUNICIPAL AIRPORT	HANGAR SITE PREP	40,000	32,000	5,000	3,000
KARLSTAD MUNICIPAL AIRPORT	AIRPORT SIGNING (MATERIALS ONLY)	5,000	0	4,000	1,000
NORMAN COUNTY/ADA/TWIN VALLEY AIRPORT	T-HANGAR (8 PLACE) - HANGAR LOAN	350,000	0	350,000	0
NORMAN COUNTY/ADA/TWIN VALLEY AIRPORT	NEW RUNWAY LIGHTING (PILOT CONTROLLED)	100,000	0	80,000	20,000
NORMAN COUNTY/ADA/TWIN VALLEY AIRPORT	CRACK REPAIR & SEALING (RWY, TXY, APN)	10,000	0	8,000	2,000
PARK RAPIDS MUNICIPAL AIRPORT - KONSHOK FIELD	PAVE CONNECTING TAXIWAY TO RUNWAY 18-36	110,000	104,500	0	5,500
PARK RAPIDS MUNICIPAL AIRPORT - KONSHOK FIELD	PAVE & EXTEND X-WIND RWY 18/36 AND LIGHTIN	1,300,000	1,235,000	0	65,000
PINEY-PINECREEK BORDER AIRPORT	UPDATE ALP / ZONING	20,000	0	10,000	10,000
PINEY-PINECREEK BORDER AIRPORT	X-WIND RWY - NEW TURF 200' X 2650'	500,000	0	250,000	250,000
RED LAKE FALLS MUNICIPAL AIRPORT	EXTEND RWY 15/33 - 1,000'	125,000	0	100,000	25,000
RED LAKE FALLS MUNICIPAL AIRPORT	LIRLS	50,000	0	40,000	10,000

ATP: 2**Fiscal Year: 2012****STIP for FY 2010 - 2013**

Airport	Description	Total Project Cost	FAA Funding	State Funding	Municipal Funding
ROSEAU MUNICIPAL AIRPORT - RUDY BILLBERG FIELD	A/D BLDG RELOCATION	270,000	256,500	0	13,500
ROSEAU MUNICIPAL AIRPORT - RUDY BILLBERG FIELD	FBO HANGAR RELOCATION	130,000	0	65,000	65,000
THIEF RIVER FALLS REGIONAL AIRPORT	ALP UPDATE	120,000	114,000	0	6,000
THIEF RIVER FALLS REGIONAL AIRPORT	TERMINAL BUILDING MODIFICATIONS & REPAIR	600,000	0	420,000	180,000
WARREN MUNICIPAL AIRPORT	RUNWAY OVERLAY	400,000	0	320,000	80,000
WASKISH MUNICIPAL AIRPORT	BAY HANGAR [HANGAR LOAN]	30,000	0	30,000	0
Summary for Year = 2012 (33 projects)		\$10,014,000	\$6,016,050	\$2,232,700	\$1,765,250

ATP: 2

Fiscal Year: 2013

STIP for FY 2010 - 2013

Airport	Description	Total Project Cost	FAA Funding	State Funding	Municipal Funding
BAGLEY MUNICIPAL AIRPORT	USED SNOWPLOW TRUCK	53,000	0	35,333	17,667
BEMIDJI REGIONAL AIRPORT	GLYCOL CONTAINMENT SYSTEM UPGRADES	100,000	95,000	0	5,000
BEMIDJI REGIONAL AIRPORT	BUILDING RELOCATION (?)	500,000	0	175,000	325,000
BEMIDJI REGIONAL AIRPORT	PAVEMENT CRACK SEALING	40,000	38,000	0	2,000
BEMIDJI REGIONAL AIRPORT	UPDATE ALP / DEVELOP GIS	200,000	190,000	0	10,000
BEMIDJI REGIONAL AIRPORT	PERIMETER ROAD PAVING (PH 4)	175,000	166,250	0	8,750
CROOKSTON MUNICIPAL AIRPORT - KIRKWOOD FIELD	MEDIUM APPROACH LIGHTING SYSTEM RUNWAY (160,000	152,000	0	8,000
CROOKSTON MUNICIPAL AIRPORT - KIRKWOOD FIELD	ILS OR GPS PRECISION APPR NAV AID SYSTEM	350,000	332,500	0	17,500
FOSSTON MUNICIPAL AIRPORT	CRACK REPAIR	10,000	9,500	0	500
HALLOCK MUNICIPAL AIRPORT	SRE - REPLACEMENT	160,000	152,000	0	8,000
PARK RAPIDS MUNICIPAL AIRPORT - KONSHOK FIELD	APRON OVERLAY	250,000	237,500	0	12,500
PARK RAPIDS MUNICIPAL AIRPORT - KONSHOK FIELD	TAXIWAY OVERLAY	250,000	237,500	0	12,500
RED LAKE FALLS MUNICIPAL AIRPORT	RUNWAY CRACK REPAIR	12,000	0	9,600	2,400
RED LAKE FALLS MUNICIPAL AIRPORT	REPLACE TIE-DOWNS	5,000	0	4,000	1,000
ROSEAU MUNICIPAL AIRPORT - RUDY BILLBERG FIELD	WIDEN RWY 16/34 TO 100'	560,000	532,000	0	28,000
THIEF RIVER FALLS REGIONAL AIRPORT	T-HANGARS (2)	350,000	332,500	0	17,500
THIEF RIVER FALLS REGIONAL AIRPORT	PAVED PARKING LOT & HANGARS RELOCATION A	250,000	162,500	70,000	17,500
THIEF RIVER FALLS REGIONAL AIRPORT	NEW FBO BUILDING	300,000	0	150,000	150,000
WARROAD INTERNATIONAL MEMORIAL AIRPORT	HANGAR SITE PREPARATION (MPSH)	100,000	95,000	0	5,000
WASKISH MUNICIPAL AIRPORT	EAW FOR RWY PAVING	25,000	0	20,000	5,000
Summary for Year = 2013 (20 projects)		\$3,850,000	\$2,732,250	\$463,933	\$653,817

ATP: 3

Fiscal Year: 2010

STIP for FY 2010 - 2013

Airport	Description	Total Project Cost	FAA Funding	State Funding	Municipal Funding
BACKUS MUNICIPAL AIRPORT	UPDATE AIRPORT ZONING	4,000	0	3,200	800
BRAINERD LAKES REGIONAL AIRPORT	ARFF RAMP MILL AND OVERLAY	65,000	61,750	0	3,250
BRAINERD LAKES REGIONAL AIRPORT	GRADING & TAXILANE CONSTRUCTION TO EAST B	350,000	332,500	0	17,500
BRAINERD LAKES REGIONAL AIRPORT	PARKING LOT MILL AND OVERLAY	380,000	361,000	0	19,000
BRAINERD LAKES REGIONAL AIRPORT	TERMINAL EXPANSION	2,600,000	2,470,000	0	130,000
BRAINERD LAKES REGIONAL AIRPORT	MULTI-UNIT BAY HANGAR - HANGAR LOAN	700,000	0	700,000	0
BRAINERD LAKES REGIONAL AIRPORT	RAMP REHABILITATION & EXPANSION	1,000,000	0	700,000	300,000
BROOTEN MUNICIPAL AIRPORT	CRACK REPAIR AND SEALING	7,000	0	5,600	1,400
BUFFALO MUNICIPAL AIRPORT	UPDATE ZONING ORDINANCE (AFTER JULY 1, 2009)	40,000	0	28,000	12,000
BUFFALO MUNICIPAL AIRPORT	APRON EXPANSIONS	240,000	0	168,000	72,000
BUFFALO MUNICIPAL AIRPORT	CONSTRUCT PARKING LOT, HANGAR ACCESS RD,	170,000	0	119,000	51,000
BUFFALO MUNICIPAL AIRPORT	FUEL FACILITY UPGRADE & AVGAS	160,000	0	80,000	80,000
BUFFALO MUNICIPAL AIRPORT	RELOCATE AWOS	60,000	0	60,000	0
BUFFALO MUNICIPAL AIRPORT	RWY 17/35 RECONSTRUCT, WIDEN, EXTEND 600', LI	3,500,000	3,325,000	0	175,000
BUFFALO MUNICIPAL AIRPORT	WETLAND MITIGATION (1.9 AC) FOR RWY EXTENSI	185,000	175,750	0	9,250
BUFFALO MUNICIPAL AIRPORT	LAND ACQUISITION - RWY 35 RPZ	100,000	95,000	0	5,000
BUFFALO MUNICIPAL AIRPORT	WIDEN E/W TAXILANE (10' X 450') & NEW N/S TAXI	65,000	0	45,500	19,500
CAMBRIDGE MUNICIPAL AIRPORT	SRE & MAINTENANCE BUILDING	250,000	237,500	0	12,500
CAMBRIDGE MUNICIPAL AIRPORT	UPGRADE TO CREDIT CARD FUELING SYSTEM	25,000	0	12,500	12,500
LITTLE FALLS-MORRISON COUNTY AIRPORT	LAND ACQ. - CROSSWIND RUNWAY 5/23	250,000	237,500	0	12,500
LITTLE FALLS-MORRISON COUNTY AIRPORT	CRACK SEAL - RAMP	68,831	0	48,182	20,649
LONG PRAIRIE MUNICIPAL AIRPORT - TODD FIELD	AIRPORT DRAINAGE IMPROVEMENTS	190,000	180,500	0	9,500
LONG PRAIRIE MUNICIPAL AIRPORT - TODD FIELD	FUEL CREDIT CARD UPGRADE	20,000	0	10,000	10,000
LONGVILLE MUNICIPAL AIRPORT	BEACON REPAIR	50,000	0	35,000	15,000
LONGVILLE MUNICIPAL AIRPORT	AIRPORT SIGNING	9,300	0	6,510	2,790
LONGVILLE MUNICIPAL AIRPORT	SRE BUILDING	250,000	237,500	0	12,500
LONGVILLE MUNICIPAL AIRPORT	NE BUILDING AREA	250,000	237,500	0	12,500

ATP: 3

Fiscal Year: 2010

STIP for FY 2010 - 2013

Airport	Description	Total Project Cost	FAA Funding	State Funding	Municipal Funding
MAPLE LAKE MUNICIPAL AIRPORT	PAVED RUNWAY OVERLAY	150,000	0	120,000	30,000
MAPLE LAKE MUNICIPAL AIRPORT	LAND ACQUISITION - EASEMENTS	1,020,000	0	816,000	204,000
MAPLE LAKE MUNICIPAL AIRPORT	CRACK FILL (AFTER JULY 1, 2009)	15,000	0	12,000	3,000
MAPLE LAKE MUNICIPAL AIRPORT	LIGHTING UPGRADE	160,000	0	128,000	32,000
MAPLE LAKE MUNICIPAL AIRPORT	APRON RECONSTRUCTION	50,000	0	40,000	10,000
MAPLE LAKE MUNICIPAL AIRPORT	OBSTRUCTION REMOVAL	25,000	0	20,000	5,000
MAPLE LAKE MUNICIPAL AIRPORT	CRACK SEAL	25,000	0	20,000	5,000
MAPLE LAKE MUNICIPAL AIRPORT	CRACK FILL	20,000	0	16,000	4,000
MAPLE LAKE MUNICIPAL AIRPORT	RELOCATE DRAINAGE DITCH & FILL	240,000	0	192,000	48,000
MILACA MUNICIPAL AIRPORT	LAND ACQUISITION - 6.2 ACRES FOR?	75,000	0	60,000	15,000
MILACA MUNICIPAL AIRPORT	PAVED PARKING LOT FOR A/D BLDG	40,000	0	32,000	8,000
MILACA MUNICIPAL AIRPORT	AVGAS FUEL FACILITY	50,000	0	25,000	25,000
MORA MUNICIPAL AIRPORT	FUEL SYSTEM UPGRADE	25,000	0	12,500	12,500
MORA MUNICIPAL AIRPORT	X-WIND RWY 11/29 PHASE I - GRADING	650,000	617,500	0	32,500
MORA MUNICIPAL AIRPORT	LAND ACQ. - KASTENBAUER PARCEL	195,000	185,250	0	9,750
MORA MUNICIPAL AIRPORT	NEW BEACON	75,000	71,250	0	3,750
MORA MUNICIPAL AIRPORT	LAND ACQ. - YANKOWIAK PARCEL	120,000	114,000	0	6,000
PAYNESVILLE MUNICIPAL AIRPORT	ZONING UPDATE	40,000	0	28,000	12,000
PINE RIVER REGIONAL AIRPORT	PAVE TAXILANE - (SOUTH HANGAR AREA)	10,000	9,500	0	500
PINE RIVER REGIONAL AIRPORT	ACCESS ROAD TO SOUTH HANGAR AREA	20,000	19,000	0	1,000
PINE RIVER REGIONAL AIRPORT	LAND ACQUISITION (N. HANGAR AREA)	36,000	34,200	0	1,800
PINE RIVER REGIONAL AIRPORT	DESIGN RUNWAYS (EXTEND 16/34 & FUTURE X-WI	85,000	80,750	0	4,250
PINE RIVER REGIONAL AIRPORT	BRUSH ATTACHMENT FOR TRACTOR	15,000	0	10,000	5,000
PRINCETON MUNICIPAL AIRPORT	MOWER	40,000	0	26,668	13,332
PRINCETON MUNICIPAL AIRPORT	SRE BUILDING - CONVERT HANGAR	300,000	285,000	0	15,000
REMER MUNICIPAL AIRPORT	PLOW TRUCK	60,000	0	40,000	20,000
REMER MUNICIPAL AIRPORT	DEMOLISH BUILDING	15,000	0	12,000	3,000

ATP: 3

Fiscal Year: 2010

STIP for FY 2010 - 2013

Airport	Description	Total Project Cost	FAA Funding	State Funding	Municipal Funding
REMER MUNICIPAL AIRPORT	AIRPORT SIGNAGE	4,000	0	3,200	800
SAUK CENTRE MUNICIPAL AIRPORT	RIDING MOWER W/SNOW BLOWER ATTACHMENT	10,000	0	6,667	3,333
ST. CLOUD REGIONAL AIRPORT	G.A. TAXIWAY CONSTRUCTION (AFTER 7/1/09)	250,000	0	175,000	75,000
ST. CLOUD REGIONAL AIRPORT	TERMINAL PARKING LOT EXPANSION (AFTER 7/1/09)	250,000	0	175,000	75,000
ST. CLOUD REGIONAL AIRPORT	HANGAR SITE PREPARATION (AFTER 7/1/09)	100,000	0	50,000	50,000
ST. CLOUD REGIONAL AIRPORT	PAVEMENT MAINTENANCE (AFTER 7/1/09)	75,000	0	52,500	22,500
ST. CLOUD REGIONAL AIRPORT	PAVEMENT MAINTENANCE - CRACK SEAL (2010)	25,000	0	17,500	7,500
ST. CLOUD REGIONAL AIRPORT	DEVELOP GIS	20,000	0	14,000	6,000
ST. CLOUD REGIONAL AIRPORT	X-WIND RWY 5/23 EXTENSION - LAND ACQ.	1,500,000	1,425,000	0	75,000
ST. CLOUD REGIONAL AIRPORT	INSET PAVEMENT LIGHTING - RUNWAY 13/31	1,000,000	950,000	0	50,000
ST. CLOUD REGIONAL AIRPORT	X-WIND RWY 5/23 EXTENSION - E. A.	200,000	190,000	0	10,000
ST. CLOUD REGIONAL AIRPORT	PAY PARKING SYSTEM (AFTER 7/1/09)	400,000	0	200,000	200,000
ST. CLOUD REGIONAL AIRPORT	CRACK SEAL (AFTER 7/1/09)	25,000	0	17,500	7,500
STAPLES MUNICIPAL AIRPORT	APRON REHABILITATION	150,000	142,500	0	7,500
STAPLES MUNICIPAL AIRPORT	ENTRANCE ROAD/HANGAR AREA/PARKING LOT R	100,000	0	70,000	30,000
STAPLES MUNICIPAL AIRPORT	TAXIWAY CONSTRUCTION/PAVEMENT REHABILIT	350,000	332,500	0	17,500
STAPLES MUNICIPAL AIRPORT	INSTALL MEDIUM INTENSITY TAXIWAY LIGHTING	16,500	15,675	0	825
STAPLES MUNICIPAL AIRPORT	UPDATE AIRPORT ZONING ORDINANCE: RUNWAY	20,000	0	14,000	6,000
WALKER MUNICIPAL AIRPORT	SNOWPLOW	55,000	52,250	0	2,750
WALKER MUNICIPAL AIRPORT	PARALLEL TAXIWAY WETLAND CREDIT PURCHAS	160,000	152,000	0	8,000
WALKER MUNICIPAL AIRPORT	PARALLEL TXWY 14/32 - GRADING	200,000	190,000	0	10,000
Summary for Year = 2010 (75 projects)		\$19,455,631	\$12,817,875	\$4,427,026	\$2,210,730

ATP: 3

Fiscal Year: 2011

STIP for FY 2010 - 2013

Airport	Description	Total Project Cost	FAA Funding	State Funding	Municipal Funding
BACKUS MUNICIPAL AIRPORT	TURF RESTABLISHMENT	10,000	0	8,000	2,000
BRAINERD LAKES REGIONAL AIRPORT	SNOWBLOWER	710,000	674,500	0	35,500
BRAINERD LAKES REGIONAL AIRPORT	E. BLDG. ACCESS ROAD & PARKING	35,000	0	24,500	10,500
BRAINERD LAKES REGIONAL AIRPORT	SEWER AND WATER CONNECTION	300,000	0	210,000	90,000
BRAINERD LAKES REGIONAL AIRPORT	MALSR - RWY 05	290,800	276,260	0	14,540
BROOTEN MUNICIPAL AIRPORT	CRACK REPAIR AND SEALING	7,000	0	5,600	1,400
CAMBRIDGE MUNICIPAL AIRPORT	BUILDING AREA DEVELOPMENT	500,000	475,000	0	25,000
LITTLE FALLS-MORRISON COUNTY AIRPORT	RWY 5/23 CONSTRUCTION - PHASE 1	600,000	570,000	0	30,000
LONG PRAIRIE MUNICIPAL AIRPORT - TODD FIELD	UPDATE ZONING ORDINANCE	50,000	0	35,000	15,000
LONGVILLE MUNICIPAL AIRPORT	LAND ACQUISITION (BLDG AREA EXPANSION)	100,000	95,000	0	5,000
MAPLE LAKE MUNICIPAL AIRPORT	MAINTENANCE EQUIPMENT BUILDING	150,000	0	120,000	30,000
MAPLE LAKE MUNICIPAL AIRPORT	PAVED RUNWAY EXTENSION	900,000	0	720,000	180,000
MAPLE LAKE MUNICIPAL AIRPORT	T-HANGAR	160,000	0	160,000	0
MAPLE LAKE MUNICIPAL AIRPORT	SNOW REMOVAL EQUIPMENT - PAYLOADER	130,000	0	86,667	43,333
MAPLE LAKE MUNICIPAL AIRPORT	AIRPORT LAYOUT PLAN UPDATE	60,000	0	48,000	12,000
MAPLE LAKE MUNICIPAL AIRPORT	TRUCK WITH SNOWPLOW	35,000	0	23,333	11,667
MAPLE LAKE MUNICIPAL AIRPORT	FEASIBILITY STUDY/ENVIRONMENTAL ASSESSME	30,000	0	24,000	6,000
MAPLE LAKE MUNICIPAL AIRPORT	CRACK FILL	25,000	0	20,000	5,000
MAPLE LAKE MUNICIPAL AIRPORT	NAVIGATIONAL AIDS (PAPI, REILS, MIRLS)	220,000	0	176,000	44,000
MILACA MUNICIPAL AIRPORT	TURF TAXIWAY CONSTRUCTION	100,000	0	100,000	0
MORA MUNICIPAL AIRPORT	SRE BUILDING	150,000	142,500	0	7,500
MORA MUNICIPAL AIRPORT	TAXILANE REHABILITATION & EXTENSION	175,000	166,250	0	8,750
MORA MUNICIPAL AIRPORT	X-WIND RWY 11/29 PHASE II - GRADING	650,000	617,500	0	32,500
PINE RIVER REGIONAL AIRPORT	LAND ACQUISITION - FUTURE X-WIND RWY	200,000	190,000	0	10,000
PINE RIVER REGIONAL AIRPORT	LAND ACQUISITION (N. HANGAR AREA)	36,000	34,200	0	1,800
PINE RIVER REGIONAL AIRPORT	PLOW TRUCK	70,000	66,500	0	3,500
PINE RIVER REGIONAL AIRPORT	MAINTENANCE BUILDING	100,000	95,000	0	5,000

ATP: 3

Fiscal Year: 2011

STIP for FY 2010 - 2013

Airport	Description	Total Project Cost	FAA Funding	State Funding	Municipal Funding
PINE RIVER REGIONAL AIRPORT	X-WIND RWY - LAND EASEMENTS	100,000	95,000	0	5,000
PINE RIVER REGIONAL AIRPORT	EXTEND RWY 16/34 - LAND	200,000	190,000	0	10,000
PRINCETON MUNICIPAL AIRPORT	E.A. PHASE I - TURF CROSSWIND RUNWAY	80,000	76,000	0	4,000
REMER MUNICIPAL AIRPORT	REPLACE ARRIVAL/DEPARTURE BUILDING	25,000	0	20,000	5,000
SAUK CENTRE MUNICIPAL AIRPORT	JUSTIFICATION - EXTEND RUNWAY AND WIDEN	10,000	9,500	0	500
SAUK CENTRE MUNICIPAL AIRPORT	UPDATE ALP AND PROPERTY MAP	20,000	19,000	0	1,000
ST. CLOUD REGIONAL AIRPORT	SOUTH G.A. SITE DEVELOPMENT - E.A.	200,000	190,000	0	10,000
ST. CLOUD REGIONAL AIRPORT	X-WIND RWY 5/23 EXTENSION - DESIGN	350,000	332,500	0	17,500
ST. CLOUD REGIONAL AIRPORT	X-WIND RWY 5/23 EXTENSION - WETLAND MITIGA	1,000,000	950,000	0	50,000
ST. CLOUD REGIONAL AIRPORT	G.A. A/D BUILDING ROOF	25,000	0	17,500	7,500
ST. CLOUD REGIONAL AIRPORT	PAVEMENT MAINTENANCE - CRACK SEAL	25,000	0	17,500	7,500
ST. CLOUD REGIONAL AIRPORT	AIRPORT SERVICE VEHICLE - PICK-UP TRUCK	30,000	0	20,001	9,999
ST. CLOUD REGIONAL AIRPORT	SRE - PLOW TRUCK	150,000	0	100,005	49,995
STAPLES MUNICIPAL AIRPORT	SNOW PLOW	225,000	213,750	0	11,250
STAPLES MUNICIPAL AIRPORT	T-HANGAR [HANGAR LOAN]	180,000	0	180,000	0
STAPLES MUNICIPAL AIRPORT	HANGAR SITE PREPARATION AND PAVING	160,000	152,000	0	8,000
WALKER MUNICIPAL AIRPORT	SKIDLOADER / BRUSH HOG / MOWER	30,000	0	20,000	10,000
WALKER MUNICIPAL AIRPORT	FBO HANGAR	140,000	0	70,000	70,000
WALKER MUNICIPAL AIRPORT	PARALLEL TXWY 14/32 - CONSTRUCTION	400,000	380,000	0	20,000
Summary for Year = 2011 (46 projects)		\$9,143,800	\$6,010,460	\$2,206,106	\$927,234

ATP: 3

Fiscal Year: 2012

STIP for FY 2010 - 2013

Airport	Description	Total Project Cost	FAA Funding	State Funding	Municipal Funding
BACKUS MUNICIPAL AIRPORT	CLEAR & GRUB FOR WINDSOCK	3,000	0	2,400	600
BACKUS MUNICIPAL AIRPORT	RWY & TWY IRRIGATION SYSTEM	20,000	0	16,000	4,000
BROOTEN MUNICIPAL AIRPORT	CRACK REPAIR & SEALING	7,000	0	5,600	1,400
BUFFALO MUNICIPAL AIRPORT	SRE - TRACKLESS SNOWPLOW	55,000	52,250	0	2,750
BUFFALO MUNICIPAL AIRPORT	CRACK REPAIR & SEAL COAT - APRON, EX. TWY &	100,000	95,000	0	5,000
LITTLE FALLS-MORRISON COUNTY AIRPORT	RWY 5/23 MIRLS & PAPIS	150,000	142,500	0	7,500
LITTLE FALLS-MORRISON COUNTY AIRPORT	RWY 5/23 CONSTRUCTION - PHASE 2	600,000	570,000	0	30,000
LONG PRAIRIE MUNICIPAL AIRPORT - TODD FIELD	RUNWAY 16/34, TAXIWAY, AND APRON RECONSTR	1,200,000	1,140,000	0	60,000
LONG PRAIRIE MUNICIPAL AIRPORT - TODD FIELD	EXTEND RWY 16/34 - ENVIRONMENTAL ASSESSME	80,000	76,000	0	4,000
LONGVILLE MUNICIPAL AIRPORT	BUILDING AREA DEVELOPMENT	425,000	403,750	0	21,250
LONGVILLE MUNICIPAL AIRPORT	RESURFACE TXY & APRON	100,000	95,000	0	5,000
LONGVILLE MUNICIPAL AIRPORT	RESURFACE RWY 13/31	350,000	332,500	0	17,500
MAPLE LAKE MUNICIPAL AIRPORT	CRACK FILL	30,000	0	24,000	6,000
MAPLE LAKE MUNICIPAL AIRPORT	CRACK SEAL	40,000	0	32,000	8,000
MAPLE LAKE MUNICIPAL AIRPORT	SEAL RUNWAY	50,000	0	40,000	10,000
MAPLE LAKE MUNICIPAL AIRPORT	T-HANGAR	180,000	0	180,000	0
MILACA MUNICIPAL AIRPORT	X-WIND RUNWAY CONSTRUCTION - PHASE I	200,000	0	160,000	40,000
MORA MUNICIPAL AIRPORT	10-UNIT T-HANGAR - SITE PREPARATION	50,000	47,500	0	2,500
MORA MUNICIPAL AIRPORT	DEER FENCING	200,000	190,000	0	10,000
MORA MUNICIPAL AIRPORT	TAXIWAY LIGHTING	220,000	209,000	0	11,000
MORA MUNICIPAL AIRPORT	10-UNIT T-HANGAR - CONSTRUCTION	600,000	570,000	0	30,000
MORA MUNICIPAL AIRPORT	X-WIND RWY 11/29 PHASE III - FINAL	650,000	617,500	0	32,500
PAYNESVILLE MUNICIPAL AIRPORT	SLURRY SEAL AIRPORT PAVEMENT	130,000	123,500	0	6,500
PINE RIVER REGIONAL AIRPORT	CONSTRUCT X-WIND RWY	350,000	285,000	0	15,000
PINE RIVER REGIONAL AIRPORT	LAND ACQUISITION - (N. HANGAR AREA)	36,000	34,200	0	1,800
PINE RIVER REGIONAL AIRPORT	EXTEND RWY 16 [300' X 75']	250,000	237,500	0	12,500
PRINCETON MUNICIPAL AIRPORT	E.A. PHASE II - TURF CROSSWIND RUNWAY	80,000	76,000	0	4,000

ATP: 3

Fiscal Year: 2012

STIP for FY 2010 - 2013

Airport	Description	Total Project Cost	FAA Funding	State Funding	Municipal Funding
PRINCETON MUNICIPAL AIRPORT	LAND/EASEMENTS - TURF CROSSWIND RUNWAY	410,000	389,500	0	20,500
PRINCETON MUNICIPAL AIRPORT	WEST SIDE LAND ACQ. - TURF CROSSWIND RUNW	500,000	475,000	0	25,000
REMER MUNICIPAL AIRPORT	BRUSHING	5,000	0	0	5,000
SAUK CENTRE MUNICIPAL AIRPORT	EA FOR RUNWAY EXTENSION	10,000	9,500	0	500
SAUK CENTRE MUNICIPAL AIRPORT	UPGRADE ISTS & ONSITE PLUMBING	20,000	0	14,000	6,000
ST. CLOUD REGIONAL AIRPORT	SOUTH G.A. SITE DEVELOPMENT - CONSTRUCTION	2,000,000	1,900,000	0	100,000
ST. CLOUD REGIONAL AIRPORT	10-UNIT T-HANGAR	260,000	0	260,000	0
ST. CLOUD REGIONAL AIRPORT	PAVEMENT MAINTENANCE - CRACK SEAL	25,000	0	17,500	7,500
ST. CLOUD REGIONAL AIRPORT	X-WIND RWY 5/23 - GLIDE SLOPE	500,000	0	500,000	0
ST. CLOUD REGIONAL AIRPORT	X-WIND RWY 5/23 - MALSR	775,000	736,250	0	38,750
ST. CLOUD REGIONAL AIRPORT	X-WIND RWY 5/23 - HIRLS	155,000	147,250	0	7,750
ST. CLOUD REGIONAL AIRPORT	X-WIND RWY 5/23 - RECONSTRUCT, WIDEN, & EXT	4,000,000	3,800,000	0	200,000
ST. CLOUD REGIONAL AIRPORT	X-WIND TWY EXTENSION - CONSTRUCTION	2,000,000	1,900,000	0	100,000
STAPLES MUNICIPAL AIRPORT	CONSTRUCT ACCESS ROAD - NEW HANGAR AREA	57,000	0	39,900	17,100
WALKER MUNICIPAL AIRPORT	FENCING	250,000	237,500	0	12,500
Summary for Year = 2012 (42 projects)		\$17,073,000	\$14,892,200	\$1,291,400	\$889,400

ATP: 3

Fiscal Year: 2013

STIP for FY 2010 - 2013

Airport	Description	Total Project Cost	FAA Funding	State Funding	Municipal Funding
BACKUS MUNICIPAL AIRPORT	LOW INTENSITY RUNWAY LIGHTS (LIRLS) & PAPI	15,000	0	12,000	3,000
BROOTEN MUNICIPAL AIRPORT	CRACK REPAIR AND SEALING	10,000	0	8,000	2,000
BUFFALO MUNICIPAL AIRPORT	SECURITY FENCING - 10 FT. X 2700 FT.	80,000	76,000	0	4,000
BUFFALO MUNICIPAL AIRPORT	SNOW REMOVAL EQUIPMENT (SRE) BUILDING	100,000	95,000	0	5,000
BUFFALO MUNICIPAL AIRPORT	TEAR DOWN HANGAR IN PRIMARY SURFACE ARE	200,000	0	140,000	60,000
CAMBRIDGE MUNICIPAL AIRPORT	RELOCATE AWOS	6,000	0	6,000	0
LITTLE FALLS-MORRISON COUNTY AIRPORT	PAVEMENT RECONSTRUCTION	128,225	121,814	0	6,411
LITTLE FALLS-MORRISON COUNTY AIRPORT	LIGHTING AND SIGNS - TAXIWAY	154,225	146,514	0	7,711
LITTLE FALLS-MORRISON COUNTY AIRPORT	SRE - TRACTOR & SNOW BLOWER	300,000	285,000	0	15,000
LONG PRAIRIE MUNICIPAL AIRPORT - TODD FIELD	EXTEND RWY 16/34 - LAND ACQUISITION (30 ACRE	150,000	142,500	0	7,500
LONGVILLE MUNICIPAL AIRPORT	TURF APRON CONSTRUCTION	25,000	0	17,500	7,500
MAPLE LAKE MUNICIPAL AIRPORT	CRACK FILL	35,000	0	28,000	7,000
MAPLE LAKE MUNICIPAL AIRPORT	T-HANGAR	200,000	0	200,000	0
MAPLE LAKE MUNICIPAL AIRPORT	LAND ACQUISITION - EASEMENTS	340,000	0	272,000	68,000
MILACA MUNICIPAL AIRPORT	X-WIND RUNWAY CONSTRUCTION - PHASE II	200,000	0	160,000	40,000
PAYNESVILLE MUNICIPAL AIRPORT	ROTATING BEACON, REIL'S & PAPI	180,000	171,000	0	9,000
PAYNESVILLE MUNICIPAL AIRPORT	SEWER & WATER SERVICE EXTENSION	215,000	204,250	0	10,750
PINE RIVER REGIONAL AIRPORT	OVERLAY RWY 16/34 [3,000' X 75']	145,000	137,750	0	7,250
PINE RIVER REGIONAL AIRPORT	CONSTRUCT FBO / ARRIVAL/DEPT. BLDG.	260,000	130,000	59,800	70,200
PINE RIVER REGIONAL AIRPORT	RELOCATE AWOS	15,000	0	15,000	0
PINE RIVER REGIONAL AIRPORT	LAND ACQUISITION - (N. HANGAR AREA)	36,000	34,200	0	1,800
PINE RIVER REGIONAL AIRPORT	CONSTRUCT HELICOPTER LANDING AREA	50,000	47,500	0	2,500
PINE RIVER REGIONAL AIRPORT	PARKING LOT	30,000	0	21,000	9,000
PRINCETON MUNICIPAL AIRPORT	PERIMETER SECURITY FENCING	300,000	285,000	0	15,000
PRINCETON MUNICIPAL AIRPORT	10-UNIT T-HANGAR - CONSTRUCTION	450,000	427,500	0	22,500
PRINCETON MUNICIPAL AIRPORT	TURF CROSSWIND RUNWAY - CONSTRUCTION	1,700,000	1,615,000	0	85,000
PRINCETON MUNICIPAL AIRPORT	FBO FACILITY	300,000	0	150,000	150,000

ATP: 3
Fiscal Year: 2013
STIP for FY 2010 - 2013

Airport	Description	Total Project Cost	FAA Funding	State Funding	Municipal Funding
REMER MUNICIPAL AIRPORT	CLEARING & GRUBBING	10,000	0	8,000	2,000
SAUK CENTRE MUNICIPAL AIRPORT	AVGAS FACILITY	40,000	38,000	0	2,000
SAUK CENTRE MUNICIPAL AIRPORT	A/D BUILDING EXPANSION	50,000	25,000	12,500	12,500
SAUK CENTRE MUNICIPAL AIRPORT	CRACK REPAIR & SEAL COAT	14,000	0	9,800	4,200
SAUK CENTRE MUNICIPAL AIRPORT	LAND ACQUISITION - S RWY EXTENSION & RPZ	425,000	403,750	0	21,250
SAUK CENTRE MUNICIPAL AIRPORT	EXTEND & WIDEN RWY 14/32 TO 4000' X 75'	314,000	298,300	0	15,700
SAUK CENTRE MUNICIPAL AIRPORT	MILL & OVERLAY RWY 14/32	235,000	223,250	0	11,750
SAUK CENTRE MUNICIPAL AIRPORT	MIRLS - RWY 14/32	130,000	123,500	0	6,500
SAUK CENTRE MUNICIPAL AIRPORT	PAPIS - 14 & 32	46,000	43,700	0	2,300
SAUK CENTRE MUNICIPAL AIRPORT	APPROACH CLEARING	30,000	28,500	0	1,500
SAUK CENTRE MUNICIPAL AIRPORT	REILS - 14 & 32	24,000	22,800	0	1,200
SAUK CENTRE MUNICIPAL AIRPORT	EXTEND RWY 14/32 - EAW	10,000	9,500	0	500
SAUK CENTRE MUNICIPAL AIRPORT	REPLACE LIGHTED WINDSOCK	6,000	5,700	0	300
SAUK CENTRE MUNICIPAL AIRPORT	EXPAND PARKING/TIE DOWN AREA	115,000	109,250	0	5,750
ST. CLOUD REGIONAL AIRPORT	NORTH GA APRON REHABILITATION	1,000,000	950,000	0	50,000
ST. CLOUD REGIONAL AIRPORT	PAVEMENT MAINTENANCE - CRACK SEAL	25,000	0	17,500	7,500
STAPLES MUNICIPAL AIRPORT	6-UNIT T-HANGAR [HANGAR LOAN]	180,000	0	180,000	0
WALKER MUNICIPAL AIRPORT	8-UNIT T-HANGAR	200,000	190,000	0	10,000
WALKER MUNICIPAL AIRPORT	8-UNIT T-HANGAR - SITE PREP	100,000	95,000	0	5,000
Summary for Year = 2013 (46 projects)		\$8,578,450	\$6,485,278	\$1,317,100	\$776,073

ATP: 4

Fiscal Year: 2010

STIP for FY 2010 - 2013

Airport	Description	Total Project Cost	FAA Funding	State Funding	Municipal Funding
ALEXANDRIA MUNICIPAL AIRPORT - CHANDLER FIELD	SEAL COAT RUNWAYS	45,000	42,750	0	2,250
ALEXANDRIA MUNICIPAL AIRPORT - CHANDLER FIELD	HANGAR SITE PREPARATION	220,000	209,000	0	11,000
ALEXANDRIA MUNICIPAL AIRPORT - CHANDLER FIELD	TEE HANGAR	400,000	380,000	0	20,000
APPLETON MUNICIPAL AIRPORT	CRACK REPAIRS	30,000	0	24,000	6,000
BENSON MUNICIPAL AIRPORT - VETERANS FIELD	AIRPORT PERIMETER FENCING	100,000	95,000	0	5,000
BENSON MUNICIPAL AIRPORT - VETERANS FIELD	ARRIVAL/DEPARTURE BUILDING IMPROVEMENTS	25,000	0	17,500	7,500
DETROIT LAKES MUNICIPAL AIRPORT - WETHING FIELD	MAINTENANCE BUILDING - ADDITION	240,000	0	168,000	72,000
ELBOW LAKE MUNICIPAL AIRPORT-PRIDE OF THE PRAIRIE	GROUND COMMUNICATIONS OUTLET	10,000	0	10,000	0
ELBOW LAKE MUNICIPAL AIRPORT-PRIDE OF THE PRAIRIE	SECURITY FENCING	12,000	11,400	0	600
ELBOW LAKE MUNICIPAL AIRPORT-PRIDE OF THE PRAIRIE	AUTOMATED VEHICLE ACCESS GATE	50,000	47,500	0	2,500
FERGUS FALLS MUNICIPAL AIRPORT-EINAR MICKELSON FLD	WIDEN AND EXTEND TAXILANES	150,000	142,500	0	7,500
FERGUS FALLS MUNICIPAL AIRPORT-EINAR MICKELSON FLD	CONSTRUCT GA STORAGE HANGAR	400,000	380,000	0	20,000
GLENWOOD MUNICIPAL AIRPORT	SECURITY FENCING	55,000	52,250	0	2,750
HAWLEY MUNICIPAL AIRPORT	APRON REHABILITATION (NOT FAA ELIGIBLE)	229,880	0	160,916	68,964
HAWLEY MUNICIPAL AIRPORT	APRON REHAB (FAA ELIGIBLE)	195,520	185,744	0	9,776
HERMAN MUNICIPAL AIRPORT	CRACK FILLING	12,000	0	9,600	2,400
HERMAN MUNICIPAL AIRPORT	SEAL COAT RUNWAY	20,000	0	16,000	4,000
MAHNOMEN COUNTY AIRPORT	AVGAS FUEL FACILITY	45,000	42,750	0	2,250
MAHNOMEN COUNTY AIRPORT	A/D BUILDING	65,000	61,750	0	3,250
MAHNOMEN COUNTY AIRPORT	RELOCATE PRIVATE HANGAR #7	15,000	0	0	15,000
MOORHEAD MUNICIPAL AIRPORT	EXTEND TAXIWAY FOR 10-UNIT HANGAR	100,000	0	70,000	30,000
MOORHEAD MUNICIPAL AIRPORT	T HANGAR SITE IMPROVEMENTS AND 10-UNIT TEE	600,000	570,000	0	30,000
MOORHEAD MUNICIPAL AIRPORT	T-HANGAR PAVEMENT/BUILDING REHABILITATIO	100,000	0	50,000	50,000

ATP: 4

Fiscal Year: 2010

STIP for FY 2010 - 2013

Airport	Description	Total Project Cost	FAA Funding	State Funding	Municipal Funding
MORRIS MUNICIPAL AIRPORT - CHARLIE SCHMIDT FIELD	SPCC PLAN AND ZONING UPDATE	4,500	0	3,150	1,350
MORRIS MUNICIPAL AIRPORT - CHARLIE SCHMIDT FIELD	TUG? (ELIGIBLE?)	4,500	0	0	4,500
MORRIS MUNICIPAL AIRPORT - CHARLIE SCHMIDT FIELD	NEW CARPET FOR A/D BUILDING AND PAINT CEILI	3,500	0	2,450	1,050
MORRIS MUNICIPAL AIRPORT - CHARLIE SCHMIDT FIELD	HEATING/WEATHER STRIPPING AND INSULATION F	55,000	52,250	0	2,750
MORRIS MUNICIPAL AIRPORT - CHARLIE SCHMIDT FIELD	PARALLEL TAXIWAY (RWY14/32) - DESIGN AND CO	500,000	475,000	0	25,000
ORTONVILLE MUNICIPAL AIRPORT - MARTINSON FIELD	JET A FUEL SYSTEM	100,000	95,000	0	5,000
PELICAN RAPIDS MUNICIPAL AIRPORT - LYON'S FIELD	HANGAR SITE PREP (GRADE & PAVE PAD) - TEE HA	130,000	0	65,000	65,000
PELICAN RAPIDS MUNICIPAL AIRPORT - LYON'S FIELD	8 UNIT HANGAR	350,000	0	350,000	0
PELICAN RAPIDS MUNICIPAL AIRPORT - LYON'S FIELD	HANGAR SITE PREP - PRIVATE HANGAR AREA	25,000	0	12,500	12,500
PELICAN RAPIDS MUNICIPAL AIRPORT - LYON'S FIELD	BEACON	5,000	0	5,000	0
PERHAM MUNICIPAL AIRPORT	MOWER / SNOW BLOWER	55,000	0	36,667	18,333
WADENA MUNICIPAL AIRPORT	ENVIRONMENTAL ASSESSMENT FOR RUNWAY EX	100,000	95,000	0	5,000
WADENA MUNICIPAL AIRPORT	SNOW REMOVAL EQUIPMENT STORAGE BUILDING	180,000	171,000	0	9,000
WADENA MUNICIPAL AIRPORT	TRACTOR AND MOWER TRACKLESS	80,000	0	53,333	26,667
WHEATON MUNICIPAL AIRPORT	SNOW REMOVAL EQUIPMENT	100,000	0	66,667	33,333
WHEATON MUNICIPAL AIRPORT	PAVED APRON EXPANSION/REHAB	150,000	142,500	0	7,500
Summary for Year = (39 projects)		\$4,961,900	\$3,251,394	\$1,120,783	\$589,723

ATP: 4

Fiscal Year: 2011

STIP for FY 2010 - 2013

Airport	Description	Total Project Cost	FAA Funding	State Funding	Municipal Funding
DETROIT LAKES MUNICIPAL AIRPORT - WETHING FIELD	EXTEND PARALLEL TXY 13/31	800,000	760,000	0	40,000
ELBOW LAKE MUNICIPAL AIRPORT-PRIDE OF THE PRAIRIE	CRACK REPAIR AND SEALING	25,000	23,750	0	1,250
GLENWOOD MUNICIPAL AIRPORT	AG SPRAY WASH FACILITY	35,000	0	0	35,000
GLENWOOD MUNICIPAL AIRPORT	CRACK REPAIR & SEAL COATING	45,000	42,750	0	2,250
HAWLEY MUNICIPAL AIRPORT	TEE HANGAR SITE PREPARATION & PAVING	269,000	255,550	0	13,450
HENNING MUNICIPAL AIRPORT	3-FUNCTION RADIO CONTROLLER	3,000	0	3,000	0
HENNING MUNICIPAL AIRPORT	BLACKTOP PAD FOR THE FUEL STATION AND A RU	10,000	0	8,000	2,000
MAHNOMEN COUNTY AIRPORT	MOWER	18,000	0	12,000	6,000
MOORHEAD MUNICIPAL AIRPORT	IMPROVE FUEL FACILITY / TANK	100,000	0	50,000	50,000
ORTONVILLE MUNICIPAL AIRPORT - MARTINSON FIELD	RECONSTRUCT ENTRANCE ROAD AND PARKING L	80,000	76,000	0	4,000
ORTONVILLE MUNICIPAL AIRPORT - MARTINSON FIELD	CONSTRUCT TAXIWAY (FINISH TAXIWAY TO HAN	120,000	114,000	0	6,000
PERHAM MUNICIPAL AIRPORT	RECONSTRUCT RUNWAY 12/30	750,000	0	600,000	150,000
WADENA MUNICIPAL AIRPORT	TURF CROSSWIND RUNWAY CONSTRUCTION	200,000	190,000	0	10,000
WADENA MUNICIPAL AIRPORT	PAVED RUNWAY AND TAXIWAY EXTENSION	230,000	218,500	0	11,500
WADENA MUNICIPAL AIRPORT	MILL AND OVERLAY RUNWAY	425,000	403,750	0	21,250
Summary for Year = (15 projects)		\$3,110,000	\$2,084,300	\$673,000	\$352,700

ATP: 4
Fiscal Year: 2012
STIP for FY 2010 - 2013

Airport	Description	Total Project Cost	FAA Funding	State Funding	Municipal Funding
APPLETON MUNICIPAL AIRPORT	BITUMINOUS OVERLAY	250,000	0	200,000	50,000
BENSON MUNICIPAL AIRPORT - VETERANS FIELD	JET FUEL FACILITY (SELF FUEL)	25,000	23,750	0	1,250
DETROIT LAKES MUNICIPAL AIRPORT - WETHING FIELD	RECONSTRUCT RWY 13/31 (4500' X 75')	4,000,000	3,800,000	0	200,000
DETROIT LAKES MUNICIPAL AIRPORT - WETHING FIELD	EXTEND RWY 31 [800'] & WIDEN TO 100' [4,500']	4,280,000	4,066,000	0	214,000
ELBOW LAKE MUNICIPAL AIRPORT-PRIDE OF THE PRAIRIE	SNOW PLOW TRUCK	150,000	142,500	0	7,500
ELBOW LAKE MUNICIPAL AIRPORT-PRIDE OF THE PRAIRIE	SNOW REMOVAL EQUIPMENT STORAGE BUILDING	230,000	218,500	0	11,500
FERGUS FALLS MUNICIPAL AIRPORT-EINAR MICKELSON FLD	MULTI UNIT TEE HANGAR CONSTRUCTION	300,000	285,000	0	15,000
FERGUS FALLS MUNICIPAL AIRPORT-EINAR MICKELSON FLD	UPDATE SEWER SYSTEM	20,000	0	14,000	6,000
FERGUS FALLS MUNICIPAL AIRPORT-EINAR MICKELSON FLD	HANGAR SITE PREPARATION AND PAVING	200,000	0	140,000	60,000
FERGUS FALLS MUNICIPAL AIRPORT-EINAR MICKELSON FLD	OVERLAY DIAGONAL TAXIWAY	75,000	71,250	0	3,750
FERGUS FALLS MUNICIPAL AIRPORT-EINAR MICKELSON FLD	SEAL RUNWAY 13/31 & PARALLEL TAXIWAY	20,000	19,000	0	1,000
FERGUS FALLS MUNICIPAL AIRPORT-EINAR MICKELSON FLD	OVERLAY RUNWAY 17/35	225,000	213,750	0	11,250
GLENWOOD MUNICIPAL AIRPORT	CLEAR ZONE ACQUISITION	150,000	0	105,000	45,000
HAWLEY MUNICIPAL AIRPORT	SEAL COAT RUNWAY, APRON, ENTRANCE ROAD	69,000	65,550	0	3,450
HAWLEY MUNICIPAL AIRPORT	8-UNIT TEE HANGAR	276,000	262,200	0	13,800
MAHNOMEN COUNTY AIRPORT	6-UNIT T-HANGAR	250,000	237,500	0	12,500
MOORHEAD MUNICIPAL AIRPORT	AIRPORT PAVEMENT REHABILITATION	20,000	19,000	0	1,000
MOORHEAD MUNICIPAL AIRPORT	ENVIRONMENTAL ASSESSMENT & JUSTIFICATION	70,000	66,500	0	3,500
MORRIS MUNICIPAL AIRPORT - CHARLIE SCHMIDT FIELD	TRUCK, SNOWPLOW, AND SNOWBLOWER	160,000	152,000	0	8,000
MORRIS MUNICIPAL AIRPORT - CHARLIE SCHMIDT FIELD	HANGAR SITE PREPARATION	25,000	0	12,500	12,500

ATP: 4

Fiscal Year: 2012

STIP for FY 2010 - 2013

Airport	Description	Total Project Cost	FAA Funding	State Funding	Municipal Funding
MORRIS MUNICIPAL AIRPORT - CHARLIE SCHMIDT FIELD	4-UNIT T-HANGAR WITH EQUIPMENT STORAGE BA	180,000	0	180,000	0
ORTONVILLE MUNICIPAL AIRPORT - MARTINSON FIELD	FENCING/SECURITY ITEMS	10,000	9,500	0	500
ORTONVILLE MUNICIPAL AIRPORT - MARTINSON FIELD	6 UNIT T-HANGAR	400,000	380,000	0	20,000
PERHAM MUNICIPAL AIRPORT	T-HANGAR [LOAN]	300,000	0	300,000	0
STARBUCK MUNICIPAL AIRPORT	FENCING	20,000	0	16,000	4,000
WADENA MUNICIPAL AIRPORT	DRAINAGE IMPROVEMENTS - HANGAR AREA	50,000	47,500	0	2,500
WHEATON MUNICIPAL AIRPORT	HANGAR SITE PREP/PRIVATE HANGARS - LEAD-IN	100,000	95,000	0	5,000
Summary for Year = 2012 (27 projects)		\$11,855,000	\$10,174,500	\$967,500	\$713,000

ATP: 4

Fiscal Year: 2013

STIP for FY 2010 - 2013

Airport	Description	Total Project Cost	FAA Funding	State Funding	Municipal Funding
BENSON MUNICIPAL AIRPORT - VETERANS FIELD	CONSTRUCT NEW RUNWAY	2,700,000	2,565,000	0	135,000
DETROIT LAKES MUNICIPAL AIRPORT - WETHING FIELD	PARKING LOT EXPANSION	10,500	0	7,350	3,150
DETROIT LAKES MUNICIPAL AIRPORT - WETHING FIELD	RUNWAY 13/31 - NAV AIDS & LIGHTING	1,116,000	1,060,200	0	55,800
ELBOW LAKE MUNICIPAL AIRPORT-PRIDE OF THE PRAIRIE	EXTEND MEDIUM INTENSITY RUNWAY LIGHTS	20,000	19,000	0	1,000
ELBOW LAKE MUNICIPAL AIRPORT-PRIDE OF THE PRAIRIE	GRADE AND PAVE RUNWAY EXTENSION (600 FEET	280,000	266,000	0	14,000
FERGUS FALLS MUNICIPAL AIRPORT-EINAR MICKELSON FLD	HIGH SPEED PLOW	200,000	190,000	0	10,000
FERGUS FALLS MUNICIPAL AIRPORT-EINAR MICKELSON FLD	SNOW SWEEPER/BLOWER/DEICING EQUIPMENT	500,000	475,000	0	25,000
FERGUS FALLS MUNICIPAL AIRPORT-EINAR MICKELSON FLD	EXTEND CITY WATER AND SEWER	300,000	0	210,000	90,000
GLENWOOD MUNICIPAL AIRPORT	EXTEND RUNWAY 15/33	500,000	0	350,000	150,000
GLENWOOD MUNICIPAL AIRPORT	JET FUEL FACILITY	75,000	0	37,500	37,500
GLENWOOD MUNICIPAL AIRPORT	MASTER PLAN UPDATE	150,000	142,500	0	7,500
HAWLEY MUNICIPAL AIRPORT	EXTEND RWY 16/34 - LAND ACQUISITION (50 ACRE	113,000	107,350	0	5,650
MOORHEAD MUNICIPAL AIRPORT	LAND ACQUISITION FOR X-WIND RUNWAY (FEE 14	500,000	475,000	0	25,000
ORTONVILLE MUNICIPAL AIRPORT - MARTINSON FIELD	ARRIVAL/DEPARTURE BUILDING	150,000	142,500	0	7,500
PERHAM MUNICIPAL AIRPORT	SNOW PLOW TRUCK	120,000	0	80,000	40,000
WADENA MUNICIPAL AIRPORT	AVIATION FUEL SYSTEM (JET)	40,000	38,000	0	2,000
WADENA MUNICIPAL AIRPORT	REHABILITATE AIRPORT ACCESS ROAD	130,000	123,500	0	6,500
WHEATON MUNICIPAL AIRPORT	MULTI PLANE STORAGE HANGAR	200,000	0	200,000	0
WHEATON MUNICIPAL AIRPORT	HANGAR SITE DEVELOPMENT	200,000	190,000	0	10,000
Summary for Year = (19 projects)		\$7,304,500	\$5,794,050	\$884,850	\$625,600

ATP: 6
Fiscal Year: 2010
STIP for FY 2010 - 2013

Airport	Description	Total Project Cost	FAA Funding	State Funding	Municipal Funding
ALBERT LEA MUNICIPAL AIRPORT	CROSSWIND RUNWAY TURN-AROUND CONSTRUC	55,000	52,250	0	2,750
ALBERT LEA MUNICIPAL AIRPORT	SNOW REMOVAL EQUIPMENT-BLOWER & PLOW	150,000	142,500	0	7,500
ALBERT LEA MUNICIPAL AIRPORT	DESIGN FOR FBO, A/B BUILDING, AND T-HANGAR	275,000	261,250	0	13,750
ALBERT LEA MUNICIPAL AIRPORT	SECURITY FENCE, LIGHTING, AND GATES	325,500	309,225	0	16,275
ALBERT LEA MUNICIPAL AIRPORT	CROSSWIND RUNWAY AND APRON BITUMINOUS O	455,000	432,250	0	22,750
ALBERT LEA MUNICIPAL AIRPORT	RUNWAY 16/34 RELOCATION PROJECT I	11,000,000	10,450,000	0	550,000
ALBERT LEA MUNICIPAL AIRPORT	SWEeper ATTACHMENT	15,750	0	11,025	4,725
ALBERT LEA MUNICIPAL AIRPORT	DEMOLISH LARGE WOOD HANGAR (OBSTRUCTION	31,500	29,925	0	1,575
AUSTIN MUNICIPAL AIRPORT	AIRPORT SIGNAGE	10,000	0	7,000	3,000
AUSTIN MUNICIPAL AIRPORT	HANGAR ROOF REPAIR	50,000	0	25,000	25,000
AUSTIN MUNICIPAL AIRPORT	OBSTRUCTION REMOVAL (TREES)	50,000	0	35,000	15,000
AUSTIN MUNICIPAL AIRPORT	CRACK REPAIR	100,000	0	70,000	30,000
AUSTIN MUNICIPAL AIRPORT	8-UNIT T-HANGAR	200,000	0	200,000	0
DODGE CENTER MUNICIPAL AIRPORT	MOWER FOR SRE TRACTER	10,000	0	7,000	3,000
DODGE CENTER MUNICIPAL AIRPORT	FUEL BILLING SYSTEM UPGRADE	22,000	0	11,000	11,000
HOUSTON COUNTY AIRPORT	LAND ACQUISITION	507,000	481,650	0	25,350
HOUSTON COUNTY AIRPORT	RWY 13/31 RELOCATION DESIGN	320,000	304,000	0	16,000
OWATONNA DEGNER REGIONAL AIRPORT	BIFOLD DOOR REPLACEMENT-MAIN HANGAR	85,000	0	42,500	42,500
OWATONNA DEGNER REGIONAL AIRPORT	MAINTENANCE BUILDING EXTENSION	100,000	0	70,000	30,000
OWATONNA DEGNER REGIONAL AIRPORT	T-HANGAR SITE PREPARATION	130,000	0	65,000	65,000
OWATONNA DEGNER REGIONAL AIRPORT	10-UNIT T-HANGAR	350,000	0	350,000	0
PRESTON - FILLMORE COUNTY AIRPORT	REILS	50,000	47,500	0	2,500
PRESTON - FILLMORE COUNTY AIRPORT	FUEL SYSTEM	80,000	76,000	0	4,000
PRESTON - FILLMORE COUNTY AIRPORT	SRE BLOWER ATTACHMENT	80,000	76,000	0	4,000
PRESTON - FILLMORE COUNTY AIRPORT	WIDE DECK MOWER	66,000	0	44,002	21,998
RED WING REGIONAL AIRPORT	SECURITY FENCING & LIGHTING	80,000	0	56,000	24,000
RED WING REGIONAL AIRPORT	TRACTOR W/SAND BUCKET & SWEEPER	110,000	0	73,337	36,663

ATP: 6

Fiscal Year: 2010

STIP for FY 2010 - 2013

Airport	Description	Total Project Cost	FAA Funding	State Funding	Municipal Funding
RED WING REGIONAL AIRPORT	APRON & TAXIWAY PAVEMENT STRENGTHENING	244,300	0	171,010	73,290
RED WING REGIONAL AIRPORT	PARKING LOT EXPANSION	40,000	0	28,000	12,000
RED WING REGIONAL AIRPORT	RELOCATION OF POLE TEST TOWERS FOR RUNWA	3,000,000	2,850,000	0	150,000
RED WING REGIONAL AIRPORT	ELECTRICAL MAINTENANCE PICKUP AND BLADE	30,000	0	20,000	10,000
RED WING REGIONAL AIRPORT	FBO HANGAR SITE PREPARATION & CONSTRUCTIO	750,000	0	375,000	375,000
RED WING REGIONAL AIRPORT	AIRPORT LIGHTING IMPROVEMENTS - PHASE 1 & 2	50,000	0	35,000	15,000
ROCHESTER INTERNATIONAL AIRPORT	CSAH 16 - RECONSTRUCTION	1,600,000	0	0	1,600,000
ROCHESTER INTERNATIONAL AIRPORT	DEICING FACILITY - TERMINAL APRON	2,900,000	0	2,030,000	870,000
ROCHESTER INTERNATIONAL AIRPORT	SRE EQUIPMENT - FRONT END WHEEL LOADER	180,000	0	120,000	60,000
ROCHESTER INTERNATIONAL AIRPORT	AIR CARGO - AIR COMMERCE DRIVE REHAB	170,000	0	119,000	51,000
ROCHESTER INTERNATIONAL AIRPORT	GENERAL AVIATION - BRATAAS DRIVE REHAB	120,000	0	84,000	36,000
ROCHESTER INTERNATIONAL AIRPORT	HANGAR PURCHASE	90,000	0	0	90,000
ROCHESTER INTERNATIONAL AIRPORT	TERMINAL BLDG LOBBY & TICKETING UPGRADES-	1,900,000	1,805,000	0	95,000
ROCHESTER INTERNATIONAL AIRPORT	TERMINAL APRON PAVEMENT REHAB	750,000	712,500	0	37,500
ROCHESTER INTERNATIONAL AIRPORT	TERMINAL AREA STUDY - MIDFIELD TERMINAL	225,000	213,750	0	11,250
ROCHESTER INTERNATIONAL AIRPORT	EA - MIDFIELD TERMINAL	175,000	166,250	0	8,750
ROCHESTER INTERNATIONAL AIRPORT	BENEFIT/COST ANALYSIS - MIDFIELD TERMINAL	75,000	71,250	0	3,750
ROCHESTER INTERNATIONAL AIRPORT	PAVEMENT MANAGEMENT SYSTEM	70,000	70,000	0	0
ROCHESTER INTERNATIONAL AIRPORT	800 MHZ PORTABLE RADIOS - NEW	8,000	0	5,600	2,400
RUSHFORD MUNICIPAL AIRPORT	TRACTOR / MOWER	65,000	0	43,333	21,667
RUSHFORD MUNICIPAL AIRPORT	FUTURE HANGAR AREA SITE PREP	80,000	76,000	0	4,000
RUSHFORD MUNICIPAL AIRPORT	AWOS	100,000	0	100,000	0
RUSHFORD MUNICIPAL AIRPORT	REROOF & REPAIR A/D BLDG & T-HANGAR	60,000	0	30,000	30,000
RUSHFORD MUNICIPAL AIRPORT	SIGNAGE FOR A/D BUILDING	5,000	0	3,500	1,500
RUSHFORD MUNICIPAL AIRPORT	EA	120,000	114,000	0	6,000
RUSHFORD MUNICIPAL AIRPORT	T-HANGAR CONSTRUCTION	275,000	0	275,000	0
WINONA MUNICIPAL AIRPORT - MAX CONRAD FIELD	DESIGN RWY/TWY, APRON, AND LIGHTING	700,000	665,000	0	35,000

ATP: 6

Fiscal Year: 2010

STIP for FY 2010 - 2013

Airport	Description	Total Project Cost	FAA Funding	State Funding	Municipal Funding
WINONA MUNICIPAL AIRPORT - MAX CONRAD FIELD	UPGRADE FUEL DISPENSER WITH CREDIT CARD	50,000	0	25,000	25,000
WINONA MUNICIPAL AIRPORT - MAX CONRAD FIELD	MOWERS (1 SMALL, 1 LARGE)	96,000	0	64,000	32,000
Summary for Year = (56 projects)		\$28,636,050	\$19,406,300	\$4,595,307	\$4,634,443

ATP: 6

Fiscal Year: 2011

STIP for FY 2010 - 2013

Airport	Description	Total Project Cost	FAA Funding	State Funding	Municipal Funding
ALBERT LEA MUNICIPAL AIRPORT	LANDSIDE PARKING EXPANSION	100,000	0	70,000	30,000
ALBERT LEA MUNICIPAL AIRPORT	CONSTRUCT A/D BUILDING	995,000	0	696,500	298,500
ALBERT LEA MUNICIPAL AIRPORT	CONSTRUCT FBO HANGAR	1,200,000	0	600,000	600,000
AUSTIN MUNICIPAL AIRPORT	TRUCK & SNOWPLOW	100,000	95,000	0	5,000
AUSTIN MUNICIPAL AIRPORT	HANGAR SITE IMPROVEMENTS	150,000	0	75,000	75,000
DODGE CENTER MUNICIPAL AIRPORT	T-HANGARS TAXIWAY EXPANSION	300,000	285,000	0	15,000
DODGE CENTER MUNICIPAL AIRPORT	T-HANGAR W/ SITE PREP	450,000	427,500	0	22,500
FARIBAULT MUNICIPAL AIRPORT	DESIGN RWY 12/30 OVERLAY	100,000	95,000	0	5,000
FARIBAULT MUNICIPAL AIRPORT	X-WIND RUNWAY DESIGN	136,300	129,485	0	6,815
FARIBAULT MUNICIPAL AIRPORT	DESIGN PARALLEL TAXIWAY	155,000	147,250	0	7,750
FARIBAULT MUNICIPAL AIRPORT	LAND ACQUISITION	1,324,000	1,257,800	0	66,200
FARIBAULT MUNICIPAL AIRPORT	DESIGN APRON OVERLAY	55,000	52,250	0	2,750
HOUSTON COUNTY AIRPORT	RUNWAY RELOCATION 13/31 (PHASE 1)	1,500,000	1,425,000	0	75,000
OWATONNA DEGNER REGIONAL AIRPORT	PAVEMENT REHABILITATION PROJECT	33,000	31,350	0	1,650
OWATONNA DEGNER REGIONAL AIRPORT	LAND ACQUISITION-WEST BUILDING AREA	400,000	380,000	0	20,000
PRESTON - FILLMORE COUNTY AIRPORT	T-HANGAR TAXILANES	69,900	66,405	0	3,495
PRESTON - FILLMORE COUNTY AIRPORT	T-HANGAR SITE PREPARATION	76,900	73,055	0	3,845
RED WING REGIONAL AIRPORT	ARRIVAL/DEPARTURE EXPANSION	150,000	0	105,000	45,000
ROCHESTER INTERNATIONAL AIRPORT	SECURITY BADGING SYSTEM UPGRADES	25,000	0	17,500	7,500
ROCHESTER INTERNATIONAL AIRPORT	SRE EQUIPMENT - SANDING TRUCK	200,000	0	133,340	66,660
ROCHESTER INTERNATIONAL AIRPORT	800 MHZ PORTABLE RADIOS - NEW	75,000	0	52,500	22,500
ROCHESTER INTERNATIONAL AIRPORT	BITUMINOUS SHOULDERS WITH RUNWAY END BL	2,724,000	2,587,800	0	136,200
ROCHESTER INTERNATIONAL AIRPORT	SECURITY UPGRADES - AIRFIELD VEHICLE GATES	70,000	66,500	0	3,500
ROCHESTER INTERNATIONAL AIRPORT	HVAC UPGRADES - ACTC & MAINTENANCE FACILI	85,000	0	59,500	25,500
RUSHFORD MUNICIPAL AIRPORT	RELOCATE AND UPGRADE FUEL SYSTEM	50,000	47,500	0	2,500
RUSHFORD MUNICIPAL AIRPORT	LAND PURCHASE & FENCING	350,000	332,500	0	17,500
WINONA MUNICIPAL AIRPORT - MAX CONRAD FIELD	6-UNIT TEE-HANGAR/ DESIGN	700,000	665,000	0	35,000

ATP: 6

Fiscal Year: 2011

STIP for FY 2010 - 2013

Airport	Description	Total Project Cost	FAA Funding	State Funding	Municipal Funding
WINONA MUNICIPAL AIRPORT - MAX CONRAD FIELD	OVERWAY RWY AND TXWY 11/17, APRON, EXT RW	3,750,000	3,562,500	0	187,500
WINONA MUNICIPAL AIRPORT - MAX CONRAD FIELD	REPLACE APPROACH LIGHTING SYSTEM	1,800,000	0	1,800,000	0
Summary for Year = 2011 (29 projects)		\$17,124,100	\$11,726,895	\$3,609,340	\$1,787,865

ATP: 6

Fiscal Year: 2012

STIP for FY 2010 - 2013

Airport	Description	Total Project Cost	FAA Funding	State Funding	Municipal Funding
ALBERT LEA MUNICIPAL AIRPORT	FEE SIMPLE LAND PURCHASE 0 ULLAND PIT	70,035	66,533	0	3,502
ALBERT LEA MUNICIPAL AIRPORT	FUEL SYSTEM UPGRADE	45,000	0	22,500	22,500
ALBERT LEA MUNICIPAL AIRPORT	CONSTRUCT 10-UNIT T-HANGAR	425,000	0	425,000	0
AUSTIN MUNICIPAL AIRPORT	UPDATE FUEL SYSTEM	30,000	0	15,000	15,000
DODGE CENTER MUNICIPAL AIRPORT	LAND ACQUISITION (APPROACH)	92,000	87,400	0	4,600
FARIBAULT MUNICIPAL AIRPORT	CONSTRUCT X-WIND RUNWAY	800,000	760,000	0	40,000
FARIBAULT MUNICIPAL AIRPORT	PARALLEL TAXIWAY RECONSTRUCTION	800,000	760,000	0	40,000
FARIBAULT MUNICIPAL AIRPORT	WILDLIFE/SECURITY FENCING	450,000	427,500	0	22,500
FARIBAULT MUNICIPAL AIRPORT	APRON OVERLAY	290,000	275,500	0	14,500
FARIBAULT MUNICIPAL AIRPORT	RUNWAY 12/30 OVERLAY	500,000	475,000	0	25,000
HOUSTON COUNTY AIRPORT	SITE PREPARATION FOR HANGARS	80,000	76,000	0	4,000
HOUSTON COUNTY AIRPORT	RUNWAY 13/31 RELOCATION (PHASE 2)	1,600,000	1,520,000	0	80,000
OWATONNA DEGNER REGIONAL AIRPORT	AIRPORT PERIMETER FENCE	1,500,000	1,425,000	0	75,000
PRESTON - FILLMORE COUNTY AIRPORT	4-UNIT T-HANGAR	100,000	95,000	0	5,000
RED WING REGIONAL AIRPORT	10 UNIT T-HANGERS	450,000	0	450,000	0
ROCHESTER INTERNATIONAL AIRPORT	CAT II ILS LANDING SYSTEM RUNWAY 13/31	850,000	0	850,000	0
ROCHESTER INTERNATIONAL AIRPORT	PASSENGER LOADING BRIDGE W/ GPU AIR	700,000	0	490,000	210,000
ROCHESTER INTERNATIONAL AIRPORT	T-HANGAR NEW CONSTRUCTION	650,000	0	650,000	0
ROCHESTER INTERNATIONAL AIRPORT	HVAC UPGRADES - HANGARS A & B WITH ROOF RE	280,000	0	196,000	84,000
ROCHESTER INTERNATIONAL AIRPORT	LAND ACQUISITION - MIDFIELD TERMINAL	225,000	0	0	225,000
ROCHESTER INTERNATIONAL AIRPORT	SRE EQUIPMENT - SUBURBAN W/ AIRFILED BRAK	60,000	0	40,002	19,998
ROCHESTER INTERNATIONAL AIRPORT	ARFF - FACILITY REMODEL & UPGRADES	850,000	807,500	0	42,500
ROCHESTER INTERNATIONAL AIRPORT	AIRFIELD PERIMETER ROAD	1,400,000	1,330,000	0	70,000
RUSHFORD MUNICIPAL AIRPORT	EXTEND RWY 16/34 NORTH 700'	500,000	475,000	0	25,000
RUSHFORD MUNICIPAL AIRPORT	FBO MAINTENANCE BLDG	275,000	0	137,500	137,500
RUSHFORD MUNICIPAL AIRPORT	EXTEND RWY 16/34 300', WIDEN TO 75', EXPAND AP	900,000	855,000	0	45,000

ATP: 6

Fiscal Year: 2012

STIP for FY 2010 - 2013

Airport	Description	Total Project Cost	FAA Funding	State Funding	Municipal Funding
Summary for Year = (26 projects)		\$13,922,035	\$9,435,433	\$3,276,002	\$1,210,600

ATP: 6

Fiscal Year: 2013

STIP for FY 2010 - 2013

Airport	Description	Total Project Cost	FAA Funding	State Funding	Municipal Funding
ALBERT LEA MUNICIPAL AIRPORT	RELOCATE GA HANGARS	100,000	95,000	0	5,000
DODGE CENTER MUNICIPAL AIRPORT	SOD PARALLEL (16/34) TAXIWAY (40-FT X 4500-FT)	486,000	461,700	0	24,300
FARIBAULT MUNICIPAL AIRPORT	PAST LAND PURCHASE (S.P. 6601-27)	264,000	250,800	0	13,200
OWATONNA DEGNER REGIONAL AIRPORT	AUTO PARKING LOT EXTENSION	70,000	0	49,000	21,000
OWATONNA DEGNER REGIONAL AIRPORT	ONE-TON UTILITY TRUCK	80,000	0	53,333	26,667
OWATONNA DEGNER REGIONAL AIRPORT	AIRCRAFT PARKING RAMP-WEST BUILDING AREA	600,000	570,000	0	30,000
OWATONNA DEGNER REGIONAL AIRPORT	CITY SEWER AND WATER EXTENSION-WEST BUIL	150,000	142,500	0	7,500
PRESTON - FILLMORE COUNTY AIRPORT	SRE MAINTENANCE BUILDING	90,000	85,500	0	4,500
PRESTON - FILLMORE COUNTY AIRPORT	EA FOR CROSSWIND RUNWAY	60,000	57,000	0	3,000
RED WING REGIONAL AIRPORT	SECURITY PROJECTS - FENCING	500,000	475,000	0	25,000
RED WING REGIONAL AIRPORT	DE-ICING EQUIPMENT	30,000	0	21,000	9,000
ROCHESTER INTERNATIONAL AIRPORT	EARTHWORK, GRADING, UTILITIES - MIDFIELD TE	9,425,000	8,953,750	0	471,250
ROCHESTER INTERNATIONAL AIRPORT	AIRPORT MAINTENANCE EQUIPMENT - ELECTRIC	25,000	0	16,668	8,333
ROCHESTER INTERNATIONAL AIRPORT	EOC - ROOF REPLACEMENT	35,000	0	0	35,000
WINONA MUNICIPAL AIRPORT - MAX CONRAD FIELD	ARRIVAL/DEPARTURE BUILDING	360,000	0	252,000	108,000
Summary for Year = (15 projects)		\$12,275,000	\$11,091,250	\$392,001	\$791,749

ATP: 7

Fiscal Year: 2010

STIP for FY 2010 - 2013

Airport	Description	Total Project Cost	FAA Funding	State Funding	Municipal Funding
BLUE EARTH MUNICIPAL AIRPORT	T-HANGAR ROOF REPAIR	8,000	0	4,000	4,000
BLUE EARTH MUNICIPAL AIRPORT	CREDIT CARD FUEL SYSTEM	20,000	0	10,000	10,000
BLUE EARTH MUNICIPAL AIRPORT	STANDBY GENERATOR	30,000	0	21,000	9,000
BLUE EARTH MUNICIPAL AIRPORT	UPDATE AIRPORT ZONING TO 5,300 FT	40,000	0	28,000	12,000
BLUE EARTH MUNICIPAL AIRPORT	RNWX EXT(1200') & RECONSTRUCTION, PARALLEL	6,000,000	5,700,000	0	300,000
FAIRMONT MUNICIPAL AIRPORT	RUNWAY 2/20 RECONSTRUCTION (12,500 LBS), LIG	1,200,000	1,140,000	0	60,000
FAIRMONT MUNICIPAL AIRPORT	OVERLAY RUNWAY 13/31, TAXIWAY, APRON - DES	40,000	38,000	0	2,000
FAIRMONT MUNICIPAL AIRPORT	RUNWAY 2/20 RECONSTRUCTION (12,500 LBS), LIG	120,000	114,000	0	6,000
JACKSON MUNICIPAL AIRPORT	UPDATE AIRPORT ZONING	50,000	0	35,000	15,000
JACKSON MUNICIPAL AIRPORT	8-UNIT T-HANGAR SITE PREP	150,000	142,500	0	7,500
JACKSON MUNICIPAL AIRPORT	AIRPORT SIGNAGE	8,000	0	5,600	2,400
LE SUEUR MUNICIPAL AIRPORT	SNOW REMOVAL EQUIPMENT BUILDING	275,000	261,250	0	13,750
LE SUEUR MUNICIPAL AIRPORT	UPDATE ZONING	42,000	0	29,400	12,600
LUVERNE MUNICIPAL AIRPORT - QUENTIN AANENSON FIELD	TRACTOR/SRE	65,000	61,750	0	3,250
LUVERNE MUNICIPAL AIRPORT - QUENTIN AANENSON FIELD	HANGAR-SITE PREPARATION	75,000	0	37,500	37,500
MANKATO REGIONAL AIRPORT - SOHLER FIELD	TRACTOR/MOWER/BLOWER	140,000	0	98,000	42,000
MANKATO REGIONAL AIRPORT - SOHLER FIELD	EXT SURVEILLANCE	225,000	0	157,500	67,500
MANKATO REGIONAL AIRPORT - SOHLER FIELD	UPGRADE PUBLIC AREAS FINISHES	126,000	0	88,200	37,800
MANKATO REGIONAL AIRPORT - SOHLER FIELD	DESIGN OF(INT) PASSENGER SECURITY (TSA)	46,000	0	32,200	13,800
MANKATO REGIONAL AIRPORT - SOHLER FIELD	SELF SERVICE FUEL PUMPS 100LL	48,000	0	24,000	24,000
NEW ULM MUNICIPAL AIRPORT	EXTEND & RECONSTRUCT RWY 15/33 - CONSTRU	2,500,000	2,375,000	0	125,000
NEW ULM MUNICIPAL AIRPORT	RIDING LAWN MOWER	6,732	0	4,488	2,244
NEW ULM MUNICIPAL AIRPORT	FUELING SYSTEM UPGRADES	80,000	0	40,000	40,000
NEW ULM MUNICIPAL AIRPORT	HANGAR/STORAGE FACILITY	450,000	0	225,000	225,000
NEW ULM MUNICIPAL AIRPORT	ILS	1,000,000	0	1,000,000	0

ATP: 7

Fiscal Year: 2010

STIP for FY 2010 - 2013

Airport	Description	Total Project Cost	FAA Funding	State Funding	Municipal Funding
SLEEPY EYE MUNICIPAL AIRPORT	ALP	40,000	0	32,000	8,000
SPRINGFIELD MUNICIPAL AIRPORT	PARALLEL TAXIWAY 13/31 - CONSTRUCTION	800,000	760,000	0	40,000
SPRINGFIELD MUNICIPAL AIRPORT	TAXIWAY TO T-HANGARS	70,000	66,500	0	3,500
SPRINGFIELD MUNICIPAL AIRPORT	RELOCATE HANGAR	75,000	0	37,500	37,500
SPRINGFIELD MUNICIPAL AIRPORT	REPLACE 36-FT HANGAR DOOR	45,000	0	22,500	22,500
SPRINGFIELD MUNICIPAL AIRPORT	T-HANGAR SITE PREPARATION	75,000	71,250	0	3,750
SPRINGFIELD MUNICIPAL AIRPORT	SRE BUILDING - DESIGN	75,000	71,250	0	3,750
SPRINGFIELD MUNICIPAL AIRPORT	UPGRADE LIGHTS/ELECTRICAL BUILDING	75,000	71,250	0	3,750
ST. JAMES MUNICIPAL AIRPORT	EA FOR RWY 15/33 & TAXIWAY EXTENSION	80,000	76,000	0	4,000
ST. JAMES MUNICIPAL AIRPORT	UPDATE AIRPORT ZONING ORDINANCE	50,000	0	35,000	15,000
ST. JAMES MUNICIPAL AIRPORT	REPLACE 5 AIRPORT HANGAR DOORS	150,000	0	75,000	75,000
WASECA MUNICIPAL AIRPORT	FUEL TANK REPLACEMENT	20,000	19,000	0	1,000
WASECA MUNICIPAL AIRPORT	PAVED TAXILANE EXTENSION	50,000	47,500	0	2,500
WASECA MUNICIPAL AIRPORT	APRON RECLAMATION	190,000	180,500	0	9,500
WELLS MUNICIPAL AIRPORT	TURF TAXIWAY CONSTRUCTION, DRAINAGE IMPR	27,000	0	21,600	5,400
WELLS MUNICIPAL AIRPORT	TRACTOR/LOADER/MOWER	28,000	0	18,668	9,332
WELLS MUNICIPAL AIRPORT	TEMPORARY LIGHTING SYSTEM	20,000	0	16,000	4,000
WELLS MUNICIPAL AIRPORT	AIRPORT SIGNING	5,000	0	4,000	1,000
WELLS MUNICIPAL AIRPORT	FEASIBILITY STUDY & ALP	30,000	0	24,000	6,000
WORTHINGTON MUNICIPAL AIRPORT	RWY 17/35 RECONSTRUCTION PHASE 2	1,568,500	1,490,075	0	78,425
WORTHINGTON MUNICIPAL AIRPORT	T-HANGAR ENTRANCE ROAD	43,800	0	21,900	21,900
Summary for Year = 2010 (46 projects)		\$16,262,032	\$12,685,825	\$2,148,056	\$1,428,151

ATP: 7

Fiscal Year: 2011

STIP for FY 2010 - 2013

Airport	Description	Total Project Cost	FAA Funding	State Funding	Municipal Funding
BLUE EARTH MUNICIPAL AIRPORT	DRAIN TILE REPAIR - AIRPORT PROPERTY	10,000	0	7,000	3,000
BLUE EARTH MUNICIPAL AIRPORT	FBO HANGAR PEDESTRIAN WALKWAY	40,000	0	20,000	20,000
FAIRMONT MUNICIPAL AIRPORT	MAINTENANCE UTILITY TRUCK	25,000	0	16,668	8,333
FAIRMONT MUNICIPAL AIRPORT	AIRPORT BEACON	35,000	33,250	0	1,750
FAIRMONT MUNICIPAL AIRPORT	RWY 13 REILS	40,000	38,000	0	2,000
FAIRMONT MUNICIPAL AIRPORT	MALSR/RAILS - RWY 31	180,000	171,000	0	9,000
FAIRMONT MUNICIPAL AIRPORT	RUNWAY 13/31 MIRLS	180,000	171,000	0	9,000
FAIRMONT MUNICIPAL AIRPORT	HANGAR AREA BITUMINOUS REPAIR (INSIDE HAN	30,000	0	15,000	15,000
FAIRMONT MUNICIPAL AIRPORT	HANGAR DOOR REPAIR	35,000	0	17,500	17,500
FAIRMONT MUNICIPAL AIRPORT	PARTITIONS IN EXISTING T-HANGARS	40,000	0	20,000	20,000
FAIRMONT MUNICIPAL AIRPORT	HANGAR LIGHT IMPROVEMENTS	75,000	0	37,500	37,500
FAIRMONT MUNICIPAL AIRPORT	SEWAGE SYSTEM UPGRADES	85,000	0	59,500	25,500
FAIRMONT MUNICIPAL AIRPORT	FBO HANGAR EXPANSION	100,000	0	50,000	50,000
FAIRMONT MUNICIPAL AIRPORT	OVERLAY RWY 13/31, TXY, APRON, ENTRANCE RD,	1,400,000	1,330,000	0	70,000
JACKSON MUNICIPAL AIRPORT	8 UNIT T-HANGAR BUILDING	400,000	380,000	0	20,000
JACKSON MUNICIPAL AIRPORT	NEW FBO HANGAR	500,000	475,000	0	25,000
LE SUEUR MUNICIPAL AIRPORT	LAND ACQUISITION (21 AC) - RNWY 13 - PRIMARY	140,000	133,000	0	7,000
LUVERNE MUNICIPAL AIRPORT - QUENTIN AANENSON FIELD	FUEL SYSTEM IMPROVEMENTS	125,000	118,750	0	6,250
MANKATO REGIONAL AIRPORT - SOHLER FIELD	FRONT-END LOADER WITH SNOW PUSH	220,000	209,000	0	11,000
MANKATO REGIONAL AIRPORT - SOHLER FIELD	CORPORATE HANGAR	1,200,000	0	600,000	600,000
NEW ULM MUNICIPAL AIRPORT	RECONSTRUCT CONNECTING TXWY	1,800,000	1,710,000	0	90,000
NEW ULM MUNICIPAL AIRPORT	TRACTOR, MOWER, AND SNOW BLOWER	125,000	0	83,333	41,667
SLEEPY EYE MUNICIPAL AIRPORT	AIRPORT TAXIWAYS & APRON RECLAIM & BITUMI	150,000	0	120,000	30,000
SPRINGFIELD MUNICIPAL AIRPORT	6-UNIT TEE HANGAR	510,000	484,500	0	25,500
ST. JAMES MUNICIPAL AIRPORT	PROPERTY ACQUISITION FOR TAXIWAY EXTENSIO	100,000	95,000	0	5,000
ST. JAMES MUNICIPAL AIRPORT	REPLACE 4 AIRPORT HANGAR DOORS	120,000	0	60,000	60,000

ATP: 7

Fiscal Year: 2011

STIP for FY 2010 - 2013

Airport	Description	Total Project Cost	FAA Funding	State Funding	Municipal Funding
WASECA MUNICIPAL AIRPORT	80-FT X 80-FT HANGAR CONSTRUCTION	600,000	570,000	0	30,000
WELLS MUNICIPAL AIRPORT	HANGAR SITE PREPARATION	45,000	0	22,500	22,500
WELLS MUNICIPAL AIRPORT	MALS/RAILS	130,000	0	130,000	0
WELLS MUNICIPAL AIRPORT	T-HANGAR [LOAN]	220,000	0	220,000	0
WORTHINGTON MUNICIPAL AIRPORT	RUNWAY 11/29 MAINTENANCE SEAL	288,728	274,292	0	14,436
WORTHINGTON MUNICIPAL AIRPORT	BITUMINOUS RAMP RECONSTRUCTION	524,657	498,424	0	26,233
WORTHINGTON MUNICIPAL AIRPORT	6 UNIT T-HANGAR	304,000	0	304,000	0
Summary for Year = 2011 (33 projects)		\$9,777,385	\$6,691,216	\$1,783,001	\$1,303,169

ATP: 7

Fiscal Year: 2012

STIP for FY 2010 - 2013

Airport	Description	Total Project Cost	FAA Funding	State Funding	Municipal Funding
BLUE EARTH MUNICIPAL AIRPORT	ARRIVAL/DEPARTURE BUILDING EXPANSION	100,000	0	70,000	30,000
BLUE EARTH MUNICIPAL AIRPORT	SPRAY WASH FACILITY ROOF	80,000	0	56,000	24,000
FAIRMONT MUNICIPAL AIRPORT	PAST LAND PURCHASE (4601-31)	93,300	88,635	0	4,665
LE SUEUR MUNICIPAL AIRPORT	NEW AIRPORT ACCESS ROAD	115,000	0	80,500	34,500
LUVIERNE MUNICIPAL AIRPORT - QUENTIN AANENSON FIELD	HANGAR	300,000	285,000	0	15,000
MANKATO REGIONAL AIRPORT - SOHLER FIELD	12-UNIT T-HANGAR	450,000	427,500	0	22,500
MANKATO REGIONAL AIRPORT - SOHLER FIELD	PUBLIC PARKING	482,000	0	337,400	144,600
MANKATO REGIONAL AIRPORT - SOHLER FIELD	(INT) PASSENGER SECURITY INSTALLATION	600,000	0	420,000	180,000
NEW ULM MUNICIPAL AIRPORT	UTILITY TRUCK	120,000	0	80,000	40,000
SLEEPY EYE MUNICIPAL AIRPORT	MAINTENANCE BUILDING	75,000	0	60,000	15,000
SPRINGFIELD MUNICIPAL AIRPORT	FBO FACILITY	600,000	0	300,000	300,000
ST. JAMES MUNICIPAL AIRPORT	AIRCRAFT HANGAR (60' X 70')	300,000	285,000	0	15,000
WASECA MUNICIPAL AIRPORT	SNOW REMOVAL EQUIPMENT BUILDING	200,000	190,000	0	10,000
WASECA MUNICIPAL AIRPORT	HANGAR SITE TAXIWAY	150,000	142,500	0	7,500
WASECA MUNICIPAL AIRPORT	SNOW REMOVAL EQUIPMENT	160,000	152,000	0	8,000
WELLS MUNICIPAL AIRPORT	MIRLS	100,000	0	80,000	20,000
WELLS MUNICIPAL AIRPORT	PAPI	23,000	0	18,400	4,600
WELLS MUNICIPAL AIRPORT	AVGAS FUEL FACILITY	80,000	0	40,000	40,000
WORTHINGTON MUNICIPAL AIRPORT	TAXIWAY C EXTENSION	1,169,306	1,110,841	0	58,465
WORTHINGTON MUNICIPAL AIRPORT	AIRPORT SIGN	17,800	0	12,460	5,340
Summary for Year = 2012 (20 projects)		\$5,215,406	\$2,681,476	\$1,554,760	\$979,170

ATP: 7

Fiscal Year: 2013

STIP for FY 2010 - 2013

Airport	Description	Total Project Cost	FAA Funding	State Funding	Municipal Funding
BLUE EARTH MUNICIPAL AIRPORT	CONCRETE APRON EXPANSION, HANGAR SITE TA	500,000	475,000	0	25,000
FAIRMONT MUNICIPAL AIRPORT	HANGAR SITE PREPARATION	120,000	114,000	0	6,000
LE SUEUR MUNICIPAL AIRPORT	SLURRY SEAL TREATMENT - RUNWAY & CONNEC	100,000	95,000	0	5,000
LUVERNE MUNICIPAL AIRPORT - QUENTIN AANENSON FIELD	AUTO PARKING EXPANSION/SECURITY	150,000	142,500	0	7,500
NEW ULM MUNICIPAL AIRPORT	HANGAR SITE DEV	150,000	0	75,000	75,000
SLEEPY EYE MUNICIPAL AIRPORT	6-UNIT HANGAR/SITE PREP/TAXILANE EXT.	400,000	0	200,000	200,000
SPRINGFIELD MUNICIPAL AIRPORT	CRACK REPAIR	70,000	66,500	0	3,500
ST. JAMES MUNICIPAL AIRPORT	PROPERTY ACQUISITION FOR RUNWAY 15/33 EXTE	70,000	66,500	0	3,500
WASECA MUNICIPAL AIRPORT	ENVIRONMENTAL ASSESSMENT	60,000	57,000	0	3,000
Summary for Year = (9 projects)		\$1,620,000	\$1,016,500	\$275,000	\$328,500

ATP: 8

Fiscal Year: 2010

STIP for FY 2010 - 2013

Airport	Description	Total Project Cost	FAA Funding	State Funding	Municipal Funding
GLENCOE MUNICIPAL AIRPORT - VERNON PERSCHAU FIELD	REPLACE EXISTING 6-UNIT T-HANGAR	180,000	0	180,000	0
GLENCOE MUNICIPAL AIRPORT - VERNON PERSCHAU FIELD	REILS	24,000	22,800	0	1,200
GLENCOE MUNICIPAL AIRPORT - VERNON PERSCHAU FIELD	SITE PREP-FBO FACILITY & GRADE AREA FOR PRIV	350,000	0	175,000	175,000
GLENCOE MUNICIPAL AIRPORT - VERNON PERSCHAU FIELD	ALP	58,000	0	46,400	11,600
GLENCOE MUNICIPAL AIRPORT - VERNON PERSCHAU FIELD	SEAL COAT	55,000	0	38,500	16,500
GLENCOE MUNICIPAL AIRPORT - VERNON PERSCHAU FIELD	PAVEMENT MARKING	14,000	0	9,800	4,200
GLENCOE MUNICIPAL AIRPORT - VERNON PERSCHAU FIELD	R/W EXTENSION EA PHASE 2(ANALYSIS & REPORT)	100,000	95,000	0	5,000
GLENCOE MUNICIPAL AIRPORT - VERNON PERSCHAU FIELD	PAPI	60,000	57,000	0	3,000
GLENCOE MUNICIPAL AIRPORT - VERNON PERSCHAU FIELD	R/W EXTENSION EA PHASE 1(PURPOSE & NEED)	50,000	47,500	0	2,500
GRANITE FALLS MUNI-LENZEN-ROE MEMORIAL FLD	TERMINAL AREA SECURITY FENCE	70,000	0	56,000	14,000
GRANITE FALLS MUNI-LENZEN-ROE MEMORIAL FLD	10 UNIT "T" HANGAR (STATE HANGAR LOAN PROG	500,000	0	500,000	0
GRANITE FALLS MUNI-LENZEN-ROE MEMORIAL FLD	AIRPORT ZONING	40,000	0	32,000	8,000
HECTOR MUNICIPAL AIRPORT	RUNWAY SAFETY AREA/BOX CULVERT PROJECT	550,000	522,500	0	27,500
HUTCHINSON MUNICIPAL AIRPORT - BUTLER FIELD	APRON/TAXILANE CONSTRUCTION	200,000	190,000	0	10,000
LAC QUI PARLE COUNTY AIRPORT - BUD FRYE FIELD	SMALL TRACTOR & MOWER (30HP)	25,000	23,750	0	1,250
LAC QUI PARLE COUNTY AIRPORT - BUD FRYE FIELD	RUNWAY END IDENTIFIER LIGHTS	35,000	33,250	0	1,750
LITCHFIELD MUNICIPAL AIRPORT	RUNWAY 13/31 EXTENSION (800' X 100') SITE GRAD	400,000	380,000	0	20,000
MONTEVIDEO-CHIPPEWA COUNTY AIRPORT	JET FUEL FACILITY	100,000	95,000	0	5,000
MONTEVIDEO-CHIPPEWA COUNTY AIRPORT	RUNWAY 14/32 EXTENSION JUSTIFICATION	25,000	23,750	0	1,250
OLIVIA REGIONAL AIRPORT	6 UNIT T-HANGAR	155,000	0	155,000	0
PIPESTONE MUNICIPAL AIRPORT	HANGAR SITE PREPARATION	150,000	142,500	0	7,500

ATP: 8
Fiscal Year: 2010
STIP for FY 2010 - 2013

Airport	Description	Total Project Cost	FAA Funding	State Funding	Municipal Funding
REDWOOD FALLS MUNICIPAL AIRPORT	SNOW REMOVAL EQUIPMENT - FRONT END LOADE	150,000	142,500	0	7,500
REDWOOD FALLS MUNICIPAL AIRPORT	LAND ACQUISITION - OUTLOT A	200,000	190,000	0	10,000
REDWOOD FALLS MUNICIPAL AIRPORT	REPLACE BEACON	35,000	33,250	0	1,750
REDWOOD FALLS MUNICIPAL AIRPORT	LIGHTED GUIDANCE SIGNS	25,000	23,750	0	1,250
REDWOOD FALLS MUNICIPAL AIRPORT	REPLACE LIGHTED WINDSOCK	10,000	9,500	0	500
SLAYTON MUNICIPAL AIRPORT	AIRPORT LAYOUT PLAN & FOG SEAL	37,000	0	29,600	7,400
SOUTHWEST MINNESOTA REGIONAL-MARSHALL/RYAN FIELD	1 TON DUMP TRUCK WITH PLOW	45,000	0	30,000	15,000
SOUTHWEST MINNESOTA REGIONAL-MARSHALL/RYAN FIELD	NEW BUSINESS - HANGAR SITE	1,500,000	0	750,000	750,000
SOUTHWEST MINNESOTA REGIONAL-MARSHALL/RYAN FIELD	SCHEDULED AIR SERVICE - FURNITURE & FIXTURE	100,000	0	50,000	50,000
SOUTHWEST MINNESOTA REGIONAL-MARSHALL/RYAN FIELD	BACK UP POWER GENERATOR	80,000	0	56,000	24,000
SOUTHWEST MINNESOTA REGIONAL-MARSHALL/RYAN FIELD	ARFF SUITS & EQUIPMENT	64,000	0	44,800	19,200
SOUTHWEST MINNESOTA REGIONAL-MARSHALL/RYAN FIELD	REMOVAL OF FORMER A/D BLDG & SURFACE REP	50,000	0	35,000	15,000
SOUTHWEST MINNESOTA REGIONAL-MARSHALL/RYAN FIELD	ARFF RADIO EQUIPMENT	15,000	0	10,500	4,500
SOUTHWEST MINNESOTA REGIONAL-MARSHALL/RYAN FIELD	ARFF TRAINING (M&O - NOT CAPITAL PROJECT)	16,000	0	16,000	0
SOUTHWEST MINNESOTA REGIONAL-MARSHALL/RYAN FIELD	PULL-TYPE MOWER	20,000	0	13,334	6,666
SOUTHWEST MINNESOTA REGIONAL-MARSHALL/RYAN FIELD	SCHEDULED AIR SERVICE FACILITY	2,000,000	1,900,000	0	100,000
SOUTHWEST MINNESOTA REGIONAL-MARSHALL/RYAN FIELD	LARGE TRUCK WITH PLOW/BROOM	500,000	475,000	0	25,000
SOUTHWEST MINNESOTA REGIONAL-MARSHALL/RYAN FIELD	FENCING	100,000	95,000	0	5,000
SOUTHWEST MINNESOTA REGIONAL-MARSHALL/RYAN FIELD	RUNWAY CRACK REPAIR	30,000	0	21,000	9,000

ATP: 8**Fiscal Year: 2010****STIP for FY 2010 - 2013**

Airport	Description	Total Project Cost	FAA Funding	State Funding	Municipal Funding
TRACY MUNICIPAL AIRPORT	PAVE PARKING LOT	40,000	38,000	0	2,000
TRACY MUNICIPAL AIRPORT	PAVE ENTRANCE ROAD	60,000	57,000	0	3,000
TRACY MUNICIPAL AIRPORT	TAXILANE PAVING	120,000	114,000	0	6,000
TYLER MUNICIPAL AIRPORT	TRUCK AND SNOWPLOW	50,000	0	33,333	16,667
WILLMAR MUNICIPAL AIRPORT - JOHN L. RICE FIELD	AIRFIELD BACK-UP GENERATOR	70,000	66,500	0	3,500
WILLMAR MUNICIPAL AIRPORT - JOHN L. RICE FIELD	PERIMETER FENCING - PHASE 1	243,000	230,850	0	12,150
WILLMAR MUNICIPAL AIRPORT - JOHN L. RICE FIELD	PHASE 1 - MAIN APRON EXTENSION	300,000	285,000	0	15,000
WINDOM MUNICIPAL AIRPORT	EXTEND RWY 600 FEET	275,000	261,250	0	13,750
WINDOM MUNICIPAL AIRPORT	RECONSTRUCT RUNWAY	807,750	767,363	0	40,388
WINSTED MUNICIPAL AIRPORT	RUNWAY 9-27 GRADING, PAVING, LIGHTING (3248'	1,700,000	1,615,000	0	85,000
WINSTED MUNICIPAL AIRPORT	2007 TURF RUNWAY REHABILITATION DESIGN REI	27,800	26,410	0	1,390
Summary for Year = 2010 (51 projects)		\$11,811,550	\$7,963,423	\$2,282,267	\$1,565,860

ATP: 8

Fiscal Year: 2011

STIP for FY 2010 - 2013

Airport	Description	Total Project Cost	FAA Funding	State Funding	Municipal Funding
CANBY MUNICIPAL AIRPORT - MYERS FIELD	RUNWAY 12 TURN-AROUND	100,000	95,000	0	5,000
GLENCOE MUNICIPAL AIRPORT - VERNON PERSCHAU FIELD	LAND ACQUISITION(FOR RUNWAY EXT)	160,000	152,000	0	8,000
GLENCOE MUNICIPAL AIRPORT - VERNON PERSCHAU FIELD	FBO AIRCRAFT MAINTENANCE HANGAR (80 X 100)	325,000	0	162,500	162,500
GRANITE FALLS MUNI-LENZEN-ROE MEMORIAL FLD	APRON EXPANSION	150,000	0	120,000	30,000
GRANITE FALLS MUNI-LENZEN-ROE MEMORIAL FLD	OVERLAY AIRSIDE BITUMINOUS PAVEMENT, APR	650,000	0	520,000	130,000
GRANITE FALLS MUNI-LENZEN-ROE MEMORIAL FLD	LAND ACQUISITION - RUNWAY 16-34	1,500,000	0	1,200,000	300,000
HECTOR MUNICIPAL AIRPORT	FUEL FACILITY	100,000	95,000	0	5,000
LAC QUI PARLE COUNTY AIRPORT - BUD FRYE FIELD	UPDATE A/D BUILDING	25,000	23,750	0	1,250
LITCHFIELD MUNICIPAL AIRPORT	RUNWAY 13/31 EXTENSION (800' X 100') PAVING	400,000	380,000	0	20,000
MONTEVIDEO-CHIPPEWA COUNTY AIRPORT	ENVIRONMENTAL ASSESSMENT FOR RUNWAY 14/	50,000	47,500	0	2,500
OLIVIA REGIONAL AIRPORT	JET FUEL FACILITY	100,000	0	50,000	50,000
PIPESTONE MUNICIPAL AIRPORT	PARALLEL TAXIWAY	1,500,000	1,425,000	0	75,000
PIPESTONE MUNICIPAL AIRPORT	10-UNIT TEE HANGAR	250,000	237,500	0	12,500
REDWOOD FALLS MUNICIPAL AIRPORT	TERMINAL AREA FENCING & CONTROLLED ACCES	100,000	95,000	0	5,000
REDWOOD FALLS MUNICIPAL AIRPORT	REPLACE FUEL TANKS	70,000	0	35,000	35,000
SLAYTON MUNICIPAL AIRPORT	OVERLAY AIRPORT PAVEMENTS	500,000	0	400,000	100,000
SOUTHWEST MINNESOTA REGIONAL-MARSHALL/RYAN FIELD	AIRPORT SIGNING	30,000	0	21,000	9,000
TRACY MUNICIPAL AIRPORT	RUNWAY EXTENSION JUSTIFICATION	30,000	28,500	0	1,500
TRACY MUNICIPAL AIRPORT	ENVIRONMENTAL ASSESSMENT FOR RUNWAY EX	50,000	47,500	0	2,500
TRACY MUNICIPAL AIRPORT	HANGAR RENOVATION	40,000	0	20,000	20,000
TYLER MUNICIPAL AIRPORT	OBSTRUCTION REMOVAL	5,000	0	4,000	1,000
TYLER MUNICIPAL AIRPORT	TURF APRON CONSTRUCTION/EXPANSION	15,000	0	12,000	3,000
TYLER MUNICIPAL AIRPORT	TURF RUNWAY 14/32 EXTENSION	50,000	0	40,000	10,000
WILLMAR MUNICIPAL AIRPORT - JOHN L. RICE FIELD	MASTER PLAN UPDATE	85,000	80,750	0	4,250
WILLMAR MUNICIPAL AIRPORT - JOHN L. RICE FIELD	EXTEND SEWER LINE TO AIRPORT	385,000	365,750	0	19,250

ATP: 8

Fiscal Year: 2011

STIP for FY 2010 - 2013

Airport	Description	Total Project Cost	FAA Funding	State Funding	Municipal Funding
WILLMAR MUNICIPAL AIRPORT - JOHN L. RICE FIELD	CRACK REPAIR AND SEALING	30,000	0	21,000	9,000
WINDOM MUNICIPAL AIRPORT	HANGAR	350,000	332,500	0	17,500
WINDOM MUNICIPAL AIRPORT	REPAIR HANGER	120,000	0	60,000	60,000
WINSTED MUNICIPAL AIRPORT	SNOW REMOVAL EQUIPMENT - PAYLOADER	150,000	142,500	0	7,500
Summary for Year = (29 projects)		\$7,320,000	\$3,548,250	\$2,665,500	\$1,106,250

ATP: 8
Fiscal Year: 2012
STIP for FY 2010 - 2013

Airport	Description	Total Project Cost	FAA Funding	State Funding	Municipal Funding
CANBY MUNICIPAL AIRPORT - MYERS FIELD	UPDATE ALP	50,000	47,500	0	2,500
GLENCOE MUNICIPAL AIRPORT - VERNON PERSCHAU FIELD	GRADING & DRAINAGE - PARALLEL TAXIWAY	600,000	570,000	0	30,000
GLENCOE MUNICIPAL AIRPORT - VERNON PERSCHAU FIELD	GRADING & DRAINAGE RUNWAY EXT (800' X 75')	800,000	760,000	0	40,000
GRANITE FALLS MUNI-LENZEN-ROE MEMORIAL FLD	HANGAR SITE LAND ACQUISITION, RW 33 RPZ	20,000	0	16,000	4,000
GRANITE FALLS MUNI-LENZEN-ROE MEMORIAL FLD	WELL UPGRADE & STUDY	30,000	0	24,000	6,000
GRANITE FALLS MUNI-LENZEN-ROE MEMORIAL FLD	AG SPRAY WASH FACILITY	35,000	0	28,000	7,000
GRANITE FALLS MUNI-LENZEN-ROE MEMORIAL FLD	LARGE TRUCK AND SNOWPLOW	90,000	0	72,000	18,000
GRANITE FALLS MUNI-LENZEN-ROE MEMORIAL FLD	MAINTENANCE BUILDING ADDITION	140,000	0	112,000	28,000
HUTCHINSON MUNICIPAL AIRPORT - BUTLER FIELD	EA FOR CROSS-WIND RUNWAY - PREP	5,000	4,750	0	250
HUTCHINSON MUNICIPAL AIRPORT - BUTLER FIELD	T-HANGAR CONSTRUCTION	200,000	190,000	0	10,000
LAC QUI PARLE COUNTY AIRPORT - BUD FRYE FIELD	PARALLEL TAXIWAY	1,000,000	950,000	0	50,000
MONTEVIDEO-CHIPPEWA COUNTY AIRPORT	RUNWAY 14/32 EXTENSION (1000FT)	400,000	380,000	0	20,000
MONTEVIDEO-CHIPPEWA COUNTY AIRPORT	RECONSTRUCT RUNWAY 14/32 (4,000' X 75')	1,500,000	1,425,000	0	75,000
MONTEVIDEO-CHIPPEWA COUNTY AIRPORT	EXTEND MIRLS ON 14/32	75,000	71,250	0	3,750
MONTEVIDEO-CHIPPEWA COUNTY AIRPORT	RELOCATE PAPI RUNWAY END 32	15,000	14,250	0	750
MONTEVIDEO-CHIPPEWA COUNTY AIRPORT	PARALLEL TAXIWAY EXTENSION (1000')	200,000	190,000	0	10,000
PIPESTONE MUNICIPAL AIRPORT	LENGTHEN RUNWAY - 1000 FT	1,500,000	1,425,000	0	75,000
REDWOOD FALLS MUNICIPAL AIRPORT	PARALLEL TAXIWAY	400,000	380,000	0	20,000
REDWOOD FALLS MUNICIPAL AIRPORT	SITE PREPARATION AND CONSTRUCTION - 8-UNIT	600,000	570,000	0	30,000
REDWOOD FALLS MUNICIPAL AIRPORT	DRAINAGE IMPROVEMENTS - SOUTH WATERSHED	1,800,000	1,710,000	0	90,000
SLAYTON MUNICIPAL AIRPORT	MAINTENANCE/TRANSIENT HANGAR	80,000	0	64,000	16,000
SOUTHWEST MINNESOTA REGIONAL-MARSHALL/RYAN FIELD	FRONT END MOWER (6 FOOT)	20,000	0	13,333	6,667
SOUTHWEST MINNESOTA REGIONAL-MARSHALL/RYAN FIELD	T-HANGAR	250,000	0	250,000	0
TRACY MUNICIPAL AIRPORT	APRON RECONSTRUCTION	250,000	237,500	0	12,500

ATP: 8

Fiscal Year: 2012

STIP for FY 2010 - 2013

Airport	Description	Total Project Cost	FAA Funding	State Funding	Municipal Funding
TYLER MUNICIPAL AIRPORT	ESTABLISH TURF (3 ACRES)	3,600	0	2,880	720
TYLER MUNICIPAL AIRPORT	LAND ACQUISITION	8,500	0	6,800	1,700
TYLER MUNICIPAL AIRPORT	ESTABLISH TURF	36,000	0	28,800	7,200
WILLMAR MUNICIPAL AIRPORT - JOHN L. RICE FIELD	ENVIRONMENTAL ASSESSMENT - RWY EXT	40,000	38,000	0	2,000
Summary for Year = (28 projects)		\$10,148,100	\$8,963,250	\$617,813	\$567,037

ATP: 8
Fiscal Year: 2013
STIP for FY 2010 - 2013

Airport	Description	Total Project Cost	FAA Funding	State Funding	Municipal Funding
CANBY MUNICIPAL AIRPORT - MYERS FIELD	PRIMARY RUNWAY/APRON MAINTENANCE	250,000	237,500	0	12,500
CANBY MUNICIPAL AIRPORT - MYERS FIELD	ZONING UPDATE FOR PARALLEL/CROSSWIND	7,500	0	5,250	2,250
CANBY MUNICIPAL AIRPORT - MYERS FIELD	ENVIRONMENTAL ASSESSMENT FOR PARALLEL T	60,000	57,000	0	3,000
GLENCOE MUNICIPAL AIRPORT - VERNON PERSCHAU FIELD	PAVE RUNWAY EXT AND PARALEL TAXIWAY; RES	1,100,000	1,045,000	0	55,000
GRANITE FALLS MUNI-LENZEN-ROE MEMORIAL FLD	EA FOR NEW RUNWAY 16-34	70,000	0	56,000	14,000
GRANITE FALLS MUNI-LENZEN-ROE MEMORIAL FLD	HANGAR SITE PREPARATION - PHASE 2	700,000	0	350,000	350,000
HECTOR MUNICIPAL AIRPORT	ENVIRONMENTAL ASSESSMENT FOR RUNWAY EX	60,000	57,000	0	3,000
HUTCHINSON MUNICIPAL AIRPORT - BUTLER FIELD	LAND ACQUISITION FOR CROSS-WIND RUNWAY	250,000	237,500	0	12,500
LITCHFIELD MUNICIPAL AIRPORT	MALS/RAILS	160,000	152,000	0	8,000
MONTEVIDEO-CHIPPEWA COUNTY AIRPORT	HANGAR SITE PREPARATION	80,000	76,000	0	4,000
MONTEVIDEO-CHIPPEWA COUNTY AIRPORT	CONSTRUCT HANGAR (80' X 80')	400,000	380,000	0	20,000
SLAYTON MUNICIPAL AIRPORT	CRACK FILL	20,000	0	16,000	4,000
SOUTHWEST MINNESOTA REGIONAL-MARSHALL/RYAN FIELD	CONTROL TOWER	1,500,000	1,425,000	0	75,000
TRACY MUNICIPAL AIRPORT	EXTEND MRL'S ON RUNWAY 11/29	50,000	47,500	0	2,500
TRACY MUNICIPAL AIRPORT	PAPI	60,000	57,000	0	3,000
TRACY MUNICIPAL AIRPORT	RUNWAY EXTENSION / RSA IMPROVEMENTS	750,000	712,500	0	37,500
TYLER MUNICIPAL AIRPORT	DRAINAGE SYSTEM IMPROVEMENTS	10,000	0	8,000	2,000
WILLMAR MUNICIPAL AIRPORT - JOHN L. RICE FIELD	RUNWAY EXTENSION - GRADING	500,000	475,000	0	25,000
WILLMAR MUNICIPAL AIRPORT - JOHN L. RICE FIELD	COUNTY ROAD 116 REALIGNMENT	200,000	190,000	0	10,000
Summary for Year = (19 projects)		\$6,227,500	\$5,149,000	\$435,250	\$643,250

ATP: M

Fiscal Year: 2010

STIP for FY 2010 - 2013

Airport	Description	Total Project Cost	FAA Funding	State Funding	Municipal Funding
AIRLAKE AIRPORT	SOUTH BUILDING AREA DEVELOPMENT	2,500,000	0	2,500,000	0
AIRLAKE AIRPORT	2010 PAVEMENT REHABILITATION	200,000	190,000	0	10,000
ANOKA COUNTY/BLAINE AIRPORT - JANES FIELD	2010 PAVEMENT REHABILITATION	1,000,000	450,000	0	550,000
CRYSTAL AIRPORT	2010 PAVEMENT REHABILITATION	600,000	150,000	0	450,000
CRYSTAL AIRPORT	RUNWAY 14R/32L RECONSTRUCTION	1,000,000	0	0	1,000,000
FLYING CLOUD AIRPORT	2010 PAVEMENT REHABILITATION	700,000	150,000	0	550,000
FLYING CLOUD AIRPORT	RWY 18/36 RECONSTRUCTION - SEG. 3 / LIGHTING	1,000,000	0	0	1,000,000
FLYING CLOUD AIRPORT	SOUTH BUILDING AREA DEVELOPMENT	6,400,000	0	6,400,000	0
FOREST LAKE AIRPORT	OBSTRUCTION REMOVAL - A/D BUILDING	15,000	0	12,000	3,000
FOREST LAKE AIRPORT	RUNWAY PAVED 2700' X 75'	1,100,000	0	880,000	220,000
FOREST LAKE AIRPORT	ARRIVAL/DEPARTURE BUILDING	395,000	0	316,000	79,000
FOREST LAKE AIRPORT	LAND ACQUISITION (NORTH END)	220,000	0	176,000	44,000
FOREST LAKE AIRPORT	AIRPORT LAYOUT PLAN UPDATE	40,000	0	32,000	8,000
FOREST LAKE AIRPORT	OBSTRUCTION REMOVAL - BUILDINGS	25,000	0	20,000	5,000
FOREST LAKE AIRPORT	RELOCATE FUEL FACILITY - 2 TANKS	10,000	0	5,000	5,000
FOREST LAKE AIRPORT	TREE OBSTRUCTION REMOVAL	25,000	0	20,000	5,000
LAKE ELMO AIRPORT	EAST BUILDING AREA DEVELOPMENT	2,300,000	0	2,300,000	0
MINNEAPOLIS-ST. PAUL INT'L-WOLD CHAMBERLAIN	JET BRIDGE CARD READER INSTALLATION	2,500,000	0	2,500,000	0
MINNEAPOLIS-ST. PAUL INT'L-WOLD CHAMBERLAIN	TAXIWAY C/D COMPLEX	6,000,000	0	0	6,000,000
MINNEAPOLIS-ST. PAUL INT'L-WOLD CHAMBERLAIN	NOISE MITIGATION SETTLEMENT	44,400,000	0	0	44,400,000
MINNEAPOLIS-ST. PAUL INT'L-WOLD CHAMBERLAIN	PERIMETER FENCE/GATE BARRIER SYSTEM	3,000,000	0	0	3,000,000
MINNEAPOLIS-ST. PAUL INT'L-WOLD CHAMBERLAIN	SIDA INCURSION UPGRADE	700,000	0	0	700,000
MINNEAPOLIS-ST. PAUL INT'L-WOLD CHAMBERLAIN	PAVEMENT JOINT SEALING/REPAIR	500,000	0	0	500,000
MINNEAPOLIS-ST. PAUL INT'L-WOLD CHAMBERLAIN	MISCELLANEOUS AIRFIELD CONSTRUCTION	400,000	0	0	400,000
MINNEAPOLIS-ST. PAUL INT'L-WOLD CHAMBERLAIN	AIRSIDE BITUMINOUS REHABILITATION	500,000	0	0	500,000
MINNEAPOLIS-ST. PAUL INT'L-WOLD CHAMBERLAIN	PAVEMENT REHABILITATION - APRONS	1,900,000	0	0	1,900,000
RUSH CITY REGIONAL AIRPORT	CROSSWIND RUNWAY CONSTRUCTION - PHASE I	1,000,000	950,000	0	50,000

ATP: M

Fiscal Year: 2010

STIP for FY 2010 - 2013

Airport	Description	Total Project Cost	FAA Funding	State Funding	Municipal Funding
RUSH CITY REGIONAL AIRPORT	HANGAR AREA & ENTRANCE ROAD (ROAD NOT EL	500,000	475,000	0	25,000
RUSH CITY REGIONAL AIRPORT	FUEL SYSTEM SOFTWARE (AFTER 7/1/09)	20,000	0	10,000	10,000
RUSH CITY REGIONAL AIRPORT	LAND ACQ. - CROSSWIND RUNWAY	850,000	807,500	0	42,500
SOUTH ST. PAUL MUNICIPAL AIRPORT - FLEMING FIELD	HANGAR #6-#8 - REPLACE FACADES & REROOF	250,000	0	125,000	125,000
SOUTH ST. PAUL MUNICIPAL AIRPORT - FLEMING FIELD	PARKING LOT (BETWEEN HANGAR #4 & #5) LYSDA	35,000	0	24,500	10,500
SOUTH ST. PAUL MUNICIPAL AIRPORT - FLEMING FIELD	HANGAR #5 - HANGAR DOOR REPLACEMENT	45,000	0	22,500	22,500
SOUTH ST. PAUL MUNICIPAL AIRPORT - FLEMING FIELD	ASPHALT MAINTENANCE - SLURRY SEAL (RUNWA	70,000	0	49,000	21,000
SOUTH ST. PAUL MUNICIPAL AIRPORT - FLEMING FIELD	JET FUEL TRUCK	80,000	0	40,000	40,000
SOUTH ST. PAUL MUNICIPAL AIRPORT - FLEMING FIELD	OBSTRUCTION REMOVAL	157,895	150,000	0	7,895
ST. PAUL DOWNTOWN AIRPORT - HOLMAN FIELD	PERIMETER DIKE (2010 STATE ALLOCATION)	2,857,143	0	2,000,000	857,143
ST. PAUL DOWNTOWN AIRPORT - HOLMAN FIELD	MAC BUILDING MAINTENANCE	200,000	0	0	200,000
ST. PAUL DOWNTOWN AIRPORT - HOLMAN FIELD	2010 PAVEMENT REHABILITATION	1,200,000	150,000	0	1,050,000
ST. PAUL DOWNTOWN AIRPORT - HOLMAN FIELD	JOINT AND CRACK REPAIRS	100,000	0	0	100,000
Summary for Year = 2010 (40 projects)		\$84,795,038	\$3,472,500	\$17,432,000	\$63,890,538

ATP: M

Fiscal Year: 2011

STIP for FY 2010 - 2013

Airport	Description	Total Project Cost	FAA Funding	State Funding	Municipal Funding
ANOKA COUNTY/BLAINE AIRPORT - JANES FIELD	2011 PAVEMENT REHABILITATION	400,000	380,000	0	20,000
ANOKA COUNTY/BLAINE AIRPORT - JANES FIELD	SECURITY GATE REPLACEMENT	200,000	0	0	200,000
ANOKA COUNTY/BLAINE AIRPORT - JANES FIELD	BLDG AREA DEVELOPMENT - EAST ANNEX	2,400,000	0	2,400,000	0
CRYSTAL AIRPORT	ALLEYWAY REHABILITATION	550,000	150,000	0	400,000
CRYSTAL AIRPORT	SECURITY GATE REPLACEMENT	200,000	0	0	200,000
FLYING CLOUD AIRPORT	2011 ALLEYWAY REHABILITATION	300,000	285,000	0	15,000
FLYING CLOUD AIRPORT	SOUTH BUILDING AREA DEVELOPMENT	3,000,000	0	3,000,000	0
FOREST LAKE AIRPORT	T-HANGAR SITE PREPARATION	245,000	0	196,000	49,000
FOREST LAKE AIRPORT	T-HANGAR 15-UNIT	455,000	0	455,000	0
FOREST LAKE AIRPORT	PARALLEL TAXIWAY (3300' X 35') AND APRON	1,200,000	0	960,000	240,000
LAKE ELMO AIRPORT	RUNWAY 14/32 RECONSTRUCTION	2,000,000	1,900,000	0	100,000
MINNEAPOLIS-ST.PAUL INT'L-WOLD CHAMBERLAIN	MAINTENANCE BUILDING AHUS REPLACEMENT	300,000	0	0	300,000
MINNEAPOLIS-ST.PAUL INT'L-WOLD CHAMBERLAIN	MISCELLANEOUS FIELD AND RUNWAY	400,000	0	0	400,000
MINNEAPOLIS-ST.PAUL INT'L-WOLD CHAMBERLAIN	AIRSIDE BITUMINOUS REHABILITATION	500,000	0	0	500,000
MINNEAPOLIS-ST.PAUL INT'L-WOLD CHAMBERLAIN	PAVEMENT JOINT SEALING/REPAIR	500,000	0	0	500,000
MINNEAPOLIS-ST.PAUL INT'L-WOLD CHAMBERLAIN	PAVEMENT REHABILITATION - APRONS	1,500,000	0	0	1,500,000
MINNEAPOLIS-ST.PAUL INT'L-WOLD CHAMBERLAIN	NORTH SIDE STORM SEWER	4,500,000	0	0	4,500,000
MINNEAPOLIS-ST.PAUL INT'L-WOLD CHAMBERLAIN	ASR SHADOW MITIGATION	5,000,000	0	0	5,000,000
MINNEAPOLIS-ST.PAUL INT'L-WOLD CHAMBERLAIN	RELOCATE AIR TRAFFIC CONTROL TOWER	5,800,000	0	0	5,800,000
MINNEAPOLIS-ST.PAUL INT'L-WOLD CHAMBERLAIN	NOISE MITIGATION SETTLEMENT	26,950,000	0	0	26,950,000
MINNEAPOLIS-ST.PAUL INT'L-WOLD CHAMBERLAIN	RWY 12R/30L TUNNEL FANS AND DAMPERS	200,000	0	0	200,000
RUSH CITY REGIONAL AIRPORT	DEER FENCING	300,000	285,000	0	15,000
RUSH CITY REGIONAL AIRPORT	CROSSWIND RUNWAY CONSTRUCTION - PHASE II	1,800,000	1,710,000	0	90,000
SOUTH ST. PAUL MUNICIPAL AIRPORT - FLEMING FIELD	OBSTRUCTION REMOVAL	157,895	150,000	0	7,895
SOUTH ST. PAUL MUNICIPAL AIRPORT - FLEMING FIELD	MAINTENANCE EQUIPMENT BUILDING - PHASE 1 SI	125,000	0	87,500	37,500
SOUTH ST. PAUL MUNICIPAL AIRPORT - FLEMING FIELD	ASPHALT MAINTENANCE - SLURRY SEAL (P. TWY)	70,000	0	49,000	21,000
SOUTH ST. PAUL MUNICIPAL AIRPORT - FLEMING FIELD	HANGARS #2-#5 REPLACE NORTH FACADES \$30,0	120,000	0	60,000	60,000

ATP: M

Fiscal Year: 2011

STIP for FY 2010 - 2013

Airport	Description	Total Project Cost	FAA Funding	State Funding	Municipal Funding
ST. PAUL DOWNTOWN AIRPORT - HOLMAN FIELD	2011 PAVEMENT REHABILITATION	1,500,000	1,425,000	0	75,000
ST. PAUL DOWNTOWN AIRPORT - HOLMAN FIELD	HOLMAN FIELD SUBDRAIN	600,000	0	0	600,000
ST. PAUL DOWNTOWN AIRPORT - HOLMAN FIELD	PERIMETER DIKE (2011 STATE ALLOCATION)	2,857,143	0	2,000,000	857,143
Summary for Year = (30 projects)		\$64,130,038	\$6,285,000	\$9,207,500	\$48,637,538

ATP: M

Fiscal Year: 2012

STIP for FY 2010 - 2013

Airport	Description	Total Project Cost	FAA Funding	State Funding	Municipal Funding
ANOKA COUNTY/BLAINE AIRPORT - JANES FIELD	BLDG AREA DEV. - WEST ANNEX	850,000	0	850,000	0
ANOKA COUNTY/BLAINE AIRPORT - JANES FIELD	BLDG AREA DEV. - XYLITE ST. RELOCATION	1,000,000	0	0	1,000,000
CRYSTAL AIRPORT	OBSTRUCTION REMOVALS	300,000	285,000	0	15,000
FOREST LAKE AIRPORT	AIRPORT PERIMETER FENCE 15,200' X 10' HIGH	364,800	0	291,840	72,960
FOREST LAKE AIRPORT	AUTOMATED WEATHER STATION (AWOS)	65,000	0	65,000	0
FOREST LAKE AIRPORT	FBO HANGAR 80' X 100'	250,000	0	125,000	125,000
LAKE ELMO AIRPORT	SANITARY SEWER & WATERMAIN EXTENSIONS	500,000	0	0	500,000
LAKE ELMO AIRPORT	RUNWAY 4/22 EXTENSION	1,500,000	1,425,000	0	75,000
LAKE ELMO AIRPORT	EAST SIDE PARALLEL TAXIWAY	900,000	855,000	0	45,000
MINNEAPOLIS-ST.PAUL INT'L-WOLD CHAMBERLAIN	MISCELLANEOUS FIELD AND RUNWAY	400,000	0	0	400,000
MINNEAPOLIS-ST.PAUL INT'L-WOLD CHAMBERLAIN	BAGGAGE QUARANTINE BUILDING	1,260,000	0	0	1,260,000
MINNEAPOLIS-ST.PAUL INT'L-WOLD CHAMBERLAIN	SOUTH FIELD MAINTENANCE BUILDING WASH BA	1,300,000	0	0	1,300,000
MINNEAPOLIS-ST.PAUL INT'L-WOLD CHAMBERLAIN	NOISE MITIGATION SETTLEMENT	1,380,000	0	0	1,380,000
MINNEAPOLIS-ST.PAUL INT'L-WOLD CHAMBERLAIN	PAVEMENT REHABILITATION - APRONS	1,400,000	0	0	1,400,000
MINNEAPOLIS-ST.PAUL INT'L-WOLD CHAMBERLAIN	RUNWAY 30R MALSF	1,800,000	0	0	1,800,000
MINNEAPOLIS-ST.PAUL INT'L-WOLD CHAMBERLAIN	TAXIWAY C EXTENSION TO HUMPHREY REMOTE	5,500,000	0	0	5,500,000
RUSH CITY REGIONAL AIRPORT	HANGAR AREA DEVELOPMENT	500,000	475,000	0	25,000
SOUTH ST. PAUL MUNICIPAL AIRPORT - FLEMING FIELD	MAINTENANCE EQUIPMENT BUILDING - PHASE 2 -	600,000	0	420,000	180,000
SOUTH ST. PAUL MUNICIPAL AIRPORT - FLEMING FIELD	RAMP RECONSTRUCTION	720,000	0	504,000	216,000
SOUTH ST. PAUL MUNICIPAL AIRPORT - FLEMING FIELD	ASPHALT MAINTENANCE	40,000	0	28,000	12,000
ST. PAUL DOWNTOWN AIRPORT - HOLMAN FIELD	MAC BUILDING MAINTENANCE	200,000	0	0	200,000
ST. PAUL DOWNTOWN AIRPORT - HOLMAN FIELD	COMPASS CALIBRATION PAD	850,000	0	0	850,000
ST. PAUL DOWNTOWN AIRPORT - HOLMAN FIELD	2012 PAVEMENT REHABILITATION	1,500,000	0	0	1,500,000
ST. PAUL DOWNTOWN AIRPORT - HOLMAN FIELD	JOINT AND CRACK REPAIR	100,000	0	0	100,000
Summary for Year = 2012 (24 projects)		\$23,279,800	\$3,040,000	\$2,283,840	\$17,955,960

ATP: M

Fiscal Year: 2013

STIP for FY 2010 - 2013

Airport	Description	Total Project Cost	FAA Funding	State Funding	Municipal Funding
FOREST LAKE AIRPORT	RUNWAY PAVED EXTENSION - 600' X 75'	500,000	0	400,000	100,000
FOREST LAKE AIRPORT	OBSTRUCTION REMOVAL - BURY POWERLINE	1,000,000	0	800,000	200,000
MINNEAPOLIS-ST.PAUL INT'L-WOLD CHAMBERLAIN	MISCELLANEOUS FIELD AND RUNWAY	400,000	0	0	400,000
MINNEAPOLIS-ST.PAUL INT'L-WOLD CHAMBERLAIN	NOISE MITIGATION SETTLEMENT	1,380,000	0	0	1,380,000
SOUTH ST. PAUL MUNICIPAL AIRPORT - FLEMING FIELD	PARALLEL TWY - MILL AND OVERLAY	320,000	0	224,000	96,000
SOUTH ST. PAUL MUNICIPAL AIRPORT - FLEMING FIELD	ASPHALT MAINTENANCE	50,000	0	35,000	15,000
SOUTH ST. PAUL MUNICIPAL AIRPORT - FLEMING FIELD	NORTH DIAGONAL TAXIWAY - MILL & OVERLAY	52,333	0	36,633	15,700
SOUTH ST. PAUL MUNICIPAL AIRPORT - FLEMING FIELD	TAXILANE RECONSTRUCTION - CESSNA, DECATHL	120,000	0	84,000	36,000
Summary for Year = 2013 (8 projects)		\$3,822,333	\$0	\$1,579,633	\$2,242,700

Appendix C

Detailed Federal Fiscal Constraint Plan

Mn/DOT's Detailed Federal Fiscal Constraint Plan

Detailed Federal Fiscal Constraint Plan

The Detailed Federal Fiscal Constraint Plan in Figure C-1 shows how Mn/DOT will be managing Advance Construction (AC) from 2010 through 2013. AC Paybacks identified in the STIP are referred to as “Planned AC Conversion.” District/ATPs have identified and planned for these project conversions. Along with STIP identified “Planned AC”, the Office of Investment Management (OIM) manages the program on a statewide basis using AC to provide for greater financial flexibility and to manage cash flow.

History shows that projects exceeding \$1million are more likely to be paid out over more than one year. For this reason, many projects can be adjusted to more closely reflect the actual timing of these expenditures. Historically, project expenditures payout 30% in the first year, 50% in the second year, and 20% in the third year. Use of these rates on additional AC projects allows Mn/DOT to maximize the use of Federal funding. OIM manages the conversions of these projects on a statewide basis and refers to these projects as “Managed AC Conversions.”

“Deferred Conversions” describe the adjustment to a Planned AC project. These conversions are used to delay planned conversions to correspond with actual expenditures. Mn/DOT could use a longer period of conversion and use Trunk Highway cash or bonds to delay conversions further. The reverse is true if more Federal funds become available than has been forecast.

Figure C-1 illustrates how AC is used to manage Mn/DOT’s program. Lines (1) through (3) come from the STIP. Line (1) is the total Federal formula funds in the STIP for each year. Line (2) represents the amount of regular funds in the STIP total. Line (3) is the amount of “Planned AC Conversions” in the STIP total. Line (4) equals the amount of line (2) which is planned to be the amount of new *managed AC* for the current year. Line (4a) is the new managed AC percentage of regular federal funds. Line (5) is 30% of the new *managed AC* from the current year. Line (6) is 50% of the new *managed AC* from the prior year. Line (7) is 20% of the new *managed AC* from 2 years back. Lines (5) through (7) total the amount of managed AC in that state fiscal year. Line (8) is the difference between lines (2) and (4). Line (8) is the forecasted sum of the projects that are expected to use 100% of their Federal funds in that year. Line (9) is the same as line (3). Line (10) comes from analysis of the Planned Conversions which are anticipated to convert at a different rate than the expected 30% - 50% - 20%. Line (10) is called “Deferred Conversion.” There are no deferred conversions presently planned in this STIP. Line (11) is the sum of lines (5) through (7). Line (12) is the managed AC carry forward from prior years. As Figure C-1 illustrates, all prior year’s AC will be totally converted in state fiscal year 2010.

Mn/DOT plans to continue its use of AC as a financial management tool. Mn/DOT's intention is to encourage the use of AC by the District/ATPs when 1) projects can be packaged, 2) completion of a project will occur over more than one construction season. At the same time, Mn/DOT will centrally manage AC to ensure sound financial management.

FIGURE C-1
Minnesota Detailed Federal Fiscal Constraint Plan 2010-2013
(\$ MILLIONS)

		SFY 2010			SFY 2011			SFY 2012			SFY 2013		
		TH	SA	Total	TH	SA	Total	TH	SA	Total	TH	SA	Total
(1)	STIP Total	303	179	482	292	168	460	317	156	473	299	160	459
(2)	Regular Federal Funds	240	174	414	231	148	379	224	149	373	238	156	394
(3)	Planned AC Conversions	63	5	68	61	20	81	93	7	100	61	4	65
	New Managed AC												
(4)	Managed Regular Federal Funds	101	73	174	76	49	125	83	55	138	83	55	138
(4a)	% of RFF Required for Fiscal Constraint			42%			32%			37%			35%
	Conversions of New Managed AC												
(5)	Year 1 = 30%	30	22	52	23	15	38	25	17	41	25	16	41
(6)	Year 2 = 50%	0	0	0	50	37	87	38	24	63	41	28	69
(7)	Year 3 = 20%	0	0	0	0	0	0	20	15	35	17	11	28
	Total New Managed AC Conversions	30	22	52	73	51	124	83	56	139	83	55	138
	Actual Needs												
(8)	Regular Federal Funds	139	101	240	155	99	254	141	94	235	155	101	256
(9)	Planned Conversions	63	5	68	61	20	81	93	7	100	61	4	65
(10)	Deferred Conversions	0	0	0	0	0	0	0	0	0	0	0	0
(11)	Managed Conversions – New	30	22	52	73	51	124	83	56	139	83	55	138
(12)	Managed Conversions – Carry forward	111	10	125	0	0	0	0	0	0	0	0	0
	Total Actual Needs	343	138	481	289	170	459	317	156	474	299	160	459

Lines 1-3 can be found in the STIP

Line 4 represents the amount of new AC projects (Line 2 x %)

Line 4(a) represents the new managed AC as a percentage.

Lines 5-7 represent the amount of conversions that will occur as related to the new AC (Line 4 x 30/50/20%)

Line 8 shows the net amount of regular federal funds that will be used (Line 2 minus Line 4)

Line 9 shows the conversions requested by the ATP's (Line 3)

Line 10 shows the adjustment for conversions to subsequent years.

Line 11 is the amount of conversion that will occur based on historical assumption (Lines 5-7)

Line 12 is the amount of the conversion that will occur due to carry forward AC conversions

TH = Trunk Highway, SA = State Aid

Differences due to rounding

Excludes Earmarks

Minnesota Projected Levels of AC The Federal AC shown in figure C-2 shows the projected level of AC Mn/DOT will be carrying at the end of each state fiscal year. The ending level of AC includes those projects that were authorized by the Federal Highway Administration (FHWA), have been let, awarded and encumbered by the State. The state fiscal year runs from July 1 to June 30. Trunk Highway Projects that are authorized by FHWA but have not gone through the final process of encumbrance are not counted in the year Ending Balance of AC. The AC Beginning Balance comes from the previous years ending balance. New AC – Planned can be found in the STIP.

New AC – Managed, Managed Conversions, as well as the Planned Conversions can be found in the Minnesota Detailed Financial Plan, figure C-1.

In 2003, Mn/DOT was authorized \$400 million in Trunk Highway bonds by the State Legislature of which \$300 million are being used to leverage future Federal Funds. This allowed Mn/DOT to pay initial bills with the bonds; delaying when Mn/DOT will do conversions on some of these projects as far out as 2010.

The strategy of using Managed AC on projects that were not planned to be Advance Constructed through the normal process, allows Mn/DOT to manage through a time when Federal Funding could be uncertain. This practice will allow Mn/DOT to be able to absorb a reduction in Federal funds in a year and not have to reduce the short term program, but make the necessary corrections in the following year(s). Once current year Federal funds become available Mn/DOT will reevaluate the need to AC projects that fall in this group.

**FIGURE C-2
MINNESOTA FEDERAL ADVANCE CONSTRUCTION FORECAST
(\$ MILLIONS)**

SFY	2010	2011	2012	2013
AC Beginning Balance	171	380	415	328
New AC – Planned	+281	+116	+14	+63
New AC – Managed	+174	+125	+138	+138
AC Sub-Total	626	621	567	529
Less: AC Conversions – Planned	-69	-82	-100	-66
Less: AC Conversions – Managed	-177	-124	-139	-138
Ending AC Balance	380	415	328	325

Excludes Earmarks